

# Improving Semantic Consistency of Variable Names with Use-Flow Graph Analysis

1<sup>st</sup> Yusuke Shinyama  
dept. name of organization (of Aff.)  
Tokyo Institute of Technology  
Meguro-ku, Tokyo, Japan  
euske@sde.cs.titech.ac.jp

2<sup>nd</sup> Yoshitaka Arahori  
dept. name of organization (of Aff.)  
Tokyo Institute of Technology  
Meguro-ku, Tokyo, Japan  
arahori@c.titech.ac.jp

3<sup>rd</sup> Katsuhiko Gondow  
dept. name of organization (of Aff.)  
Tokyo Institute of Technology  
Meguro-ku, Tokyo, Japan  
gondow@cs.titech.ac.jp

**Abstract**—Consistency is one of the keys to maintainable source code and hence a successful software project. We propose a novel method of extracting the intent of programmers from source code of a large project ( $\sim 300$  kLOC) and checking the semantic consistency of its variable names. Our system learns a project-specific naming convention for variables based on its role solely from source code, and suggest alternatives when it violates its internal consistency. The system can also show the reasoning why a certain variable should be named in a specific way. The system does not rely on any external knowledge. We applied our method to 12 open-source projects and evaluated its results with human reviewers. Our system proposed alternative variable names for 416 out of 1080 (39%) instances that are considered better than ones originally used by the developers. Based on the results, we created patches to correct the inconsistent names and sent them to its developers. Three open-source projects adopted it.

**Index Terms**—Program comprehension, Source code analysis, Dataflow analysis, Software maintenance, Naming, Semantic consistency

## I. BACKGROUNDS

A large software project is typically developed and maintained by a number of people. Even if the project is relatively small in its size, it might eventually grow into a large project over time. It is therefore desirable to keep its code looks and feels consistent across the different components, so that each member can communicate smoothly. Many software projects adopt “style guides”, a set of coding standards to maintain a certain level of superficial consistency. While these guidelines help the project to achieve a certain aspect of the code consistency, they mostly address the stylistic aspects such as indentation or word capitalization. The other types of consistency, or “semantic consistency” such as word choice for concepts used in the code, is often left to each developer’s discretion.

One of the reasons why such a consistency is difficult to achieve is that they are highly subjective. It is relatively easy to prescribe the stylistic aspect of source code in a way that it can be checked automatically. On the other hand, it is hard to regulate all the names used in source code in advance. Programmers often encounter situations where they have to name a certain concept that is not so well-defined, yet necessary to be named. Some of these concepts might not be immediately comparable to any real-life objects, so the programmers have to be inventive. In general, naming is much more difficult to regulate than superficial coding styles.

One way to cope with such a problem is to maintain a list of words that are used for names and share them among the developers <sup>1</sup>. However, this is impractical because, unlike style guides, the concepts used in a program are often project specific, and the same word can mean different things in different projects. For example, the word “view” can mean a portion of a table when it is used in a database engine, while it can mean a visible window when it is used in a graphical application. Or “rate” can mean different things in a financial application and a network application, etc. To make it worse, different projects use different abbreviation for the same words (e.g. “att” versus “attr” for attributes). To date, there are still relatively few naming guidelines for a large project.

Yet, the importance of names in a program code has been emphasized by many researchers and practitioners [3], [4]. Programmers tend to heavily rely on meaningful identifier names to understand source code [5], and they generally prefer a long descriptive name than single-letter variables [6]. It is also reported that poor naming can lead to misunderstanding or confusion among programmers, which eventually result in poor code quality [7]. In many software projects, inconsistent naming is often considered as a bad smell. Sometimes they are actually treated as bugs (*naming bugs* [8]). While naming inconsistency does not immediately lead to a malfunction, it decays the code quality over time and developers become more prone to introduce serious bugs. A quick search over GitHub reveals that programmers keep being confused by wrongly named variables and methods. <sup>2</sup> Also, it is natural to assume that the problem of inconsistent names is exacerbated as the size of codebase grows. In large software projects, multiple programmers are involved in changing different parts of the code, sometimes with not enough communication to each other. Without the holistic view of the entire codebase, the inconsistent names can be often overlooked or neglected for a long time, which further degrade the code quality.

Naming issues have been an active topic of research in the software engineering community. Overall, two approaches exist; one is to provide accurate names based on source code, and the other is to detect and correct the naming inconsistency

<sup>1</sup>News organizations took a similar approach to this by developing their in-house style guides [1], [2].

<sup>2</sup>A search over GitHub issues with “wrong name” turns out over 1 million results.

in existing code. For the first approach, Allamanis et al. used machine learning algorithms to suggest method and class names from code [9]. Alon et al. converted source code into word embeddings [10] that correspond to a certain word in natural language [11], which can be used for identifiers. Raychev et al. recovered variable names from obfuscated JavaScript code [12]. For the second approach, Høst et al. [8] used manually crafted rules to detect naming bugs in a number of open source Java projects. Liu et al. used machine learning to capture the relationships between a method name and its body (code) to discover bad method names that do not properly describe its function [13]. Allamanis et al. proposed a method to automatically capture the stylistic conventions from source code, some of them are naming-related [14]. To our knowledge, our work is the first attempt to detect semantic inconsistency of variable names in a large software project.

As for the naming guidelines and code readability, [15] offers an early work for the code documentation. Lawrie et al. [16] was one of the early attempts to give an insight to naming bugs. According to Lawrie et al., naming bugs are divided into two categories: homonym and synonym. If two different concepts are mapped into the same name (homonym), or a single concept is called by multiple names (synonym), it often causes confusion to the programmers [17]. Apart from naming, detecting semantic inconsistency in source code can be a powerful tool for finding potential bugs [18].

#### A. Importance of Variable Names

So far, most of the existing works focus on the method names. This is understandable because a method or function is often a meaningful chunk of code that is supposed to have a coherent name. However, we argue that it is a variable name, rather than a method name, that plays the crucial role for understanding the high-level meaning of the code because it reveals the type of information that the program handles. We have found that nouns often play a significant role in naming variables, and in turn help the overall understanding of the program. We also have found that each project has a fairly specific set of nouns that are related to its target domain.

Informally, this can be shown in the two steps: First, method names often rely on variable names. Table I shows the number of method names that are related to the variables it uses. By “related”, we mean that the method name contains a word that is also used by one of the variables it uses. From this table, we can say that about one third (or more) of method names rely on the variable names in its meaning, i.e. we first need to understand the meaning of each variable in order to understand the meaning of a method.

Next, many variable names are made up with nouns that refer to domain specific concepts. Note that many method names consist of both verbs *and* nouns. Again, this is understandable as a method is often an actor or agent of the objects while a variable usually contains a reference to certain objects. However, we observed that the verbs used in method names are fairly limited in its variety. Table II shows the popular words used in method names. One can see that the most popular

TABLE I  
NUMBER OF METHOD NAMES

Project	Related	Unrelated
ant	5,507	5,905
antlr4	1,046	1,922
bcel	1,113	2,243
compress	995	1,366
jedit	3,068	4,630
jhotdraw	2,171	5,127
junit4	396	943
lucene	3,978	8,026
tomcat	10,519	11,189
weka	11,040	11,428
xerces	3,820	4,272
xz	224	464

TABLE II  
POPULAR WORDS USED IN METHOD NAMES

Project	Top Verbs	Top Nouns
ant	set, get, add, create, is	file, name, function, class, output
antlr	get, set, add, remove, visit	string, rule, token, code, name
bcel	visit, get, accept, set, dump	constant, class, string, type, value
compress	get, set, read, write, close	stream, entry, archive, data, input
jedit	get, set, add, is, run	jj, action, line, string, buffer
jhotdraw	get, set, create, is, add	action, figure, color, name, property
junit4	get, assert, run, test, validate	test, class, method, failure, runner
lucene	get, set, compare, add, read	doc, next, string, value, bytes
tomcat	get, set, is, add, remove	name, string, session, max, class
weka	get, set, add, is, create	text, tip, options, action, string
xerces	get, set, is, create, add	element, name, decl, type, impl
xz	get, write, read, close, set	stream, input, size, output, memory

verbs are `get`, `set`, `add`, `remove`, and `create` in nearly all projects, whereas the nouns are more diverse across different projects. One can also see that the nouns are often specific to each project topic, whereas the verbs are mostly generic.

From the above observations, we can conclude the following:

- 1) Nouns often play a significant role in naming identifiers, and in turn understanding the high-level meaning of the code.
- 2) Each project has a fairly specific set of nouns that are related to its target domain.

Relatively fewer attempts have been made for predicting field or variable names, possibly because of its variety and subjectivity. Typically, nouns are used for variable names whereas verbs are used for method names. WordNet [19] has 115k nouns while it has only 11k verbs. The software industry has a long history of using existing common nouns for representing abstract concepts, such as “tree”, “view” or “stream”. The meaning of these words, however, are only loosely defined in each project. Raychev et al. obtained the characteristics of variable names from a large JavaScript codebase [12], which can be applied to general functions but not project specific

<b>a.</b>	<pre>void update(float income) {     balance += income; }</pre>
<b>b.</b>	<pre>void update(float velocity) {     position += velocity; }</pre>

Fig. 1. Functionally Identical But Semantically Different Functions

ones.

There is another reason why we think variable names are important: ultimately, what a computer program handles is just a collection of bits; they are typically interpreted as numbers, vectors and strings. However, that is not the end – real applications need to handle concepts such as “counter”, “position” or “balance”. Fig. 1 shows two functions that are functionally identical (adding a value of one variable to another) but semantically different; one is to update the balance, and the other is to update the position. Similarly, a string can be used as “username”, “pathname” or “address”. In other words, they need to assign *the meaning* to these bits by naming them, and it is the primary function of variables. Variable names are particularly important to give programmers high-level views. They represent a fundamental building block of application domain.

In reality, maintaining consistency is not always a project’s top goal. Real world software faces constant challenge to be modified or improved. Sometimes one needs to break consistency in order to upgrade a part of the code to adapt for a newer requirement. Therefore, the naming rules are often a set of conventions rather than a strict dogma. Our goal is to capture these conventions and reuse them effectively in an automated manner to improve the code quality. In this paper, we first present our general framework of testing consistency, and then introduce an actual mechanism to apply it to source code.

## II. WHAT IS CONSISTENCY?

In this section, we present a general framework of testing the consistency between two sets of inputs over a certain invariant. Suppose we have two sentences,  $S_a$  and  $S_b$ , where each sentence has a pair of features  $(F_{a1}, F_{a2})$  and  $(F_{b1}, F_{b2})$ , respectively. Furthermore, assume that  $F_{a1}$  in general conveys a sufficient context to reliably predict  $F_{a2}$ , i.e. there is a function  $K$  such that  $K(F_{a1}) = F_{a2}$ . Now, if we also find that  $K(F_{b1}) = F_{b2}$ , i.e.  $F_{b1}$  has the same context to predict  $F_{b2}$ , we can say that  $S_b$  is consistent with  $S_a$  in regard to  $K$ .

To illustrate this framework, take a look at the following example:

- “It is rainy today so you should take an umbrella.”
- “It is [X] today so John should take an umbrella.”

Suppose that we obtained the knowledge ( $K$ ) that there is a strong relationship between “rainy” and “umbrella” from sentence (a). It is fairly easy then to predict the word  $[X]$  according to our knowledge. If the word  $[X]$  is indeed “rainy”, sentence (b) is consistent with sentence (a) in regard to our knowledge,  $K$ . While this formulation is similar to a

<b>Snippet A:</b>	<b>Snippet B:</b>
<pre>out = open(...); write(out, ...);</pre>	<pre>X = open(...); write(X, ...);</pre>

Fig. 2. Comparable Code Snippets

typical machine learning framework, the focus is different: instead of predicting the unknown value of  $[X]$ , we are interested in measuring the consistency of  $K$  over various inputs.

In reality, however, this kind of categorical knowledge is hard to obtain. Therefore, we extend our definition to include Bayesian inference, i.e. statements that have varying degrees of certainty. Suppose we have two statements,  $S_a$  and  $S_b$ , pairs of their features  $(F_{a1}, F_{a2})$  and  $(F_{b1}, F_{b2})$ . Now, if we find that  $F_{a2}$  is *likely to be predicted by*  $F_{a1}$ , i.e.  $P(F_{a2}|F_{a1})$  is high, and we also find that  $P(F_{b2}|F_{b1})$  is high, we can say that  $S_b$  is likely to be consistent with  $S_a$  in regard to  $P$ . In other words, the consistency in our framework is equivalent to the *predictability* of answers.

### A. Measuring Consistency of Program

Now, let us apply the above framework to a program code. Suppose we have two comparable code snippets A and B (Fig. 2). In snippet A, the name “out” is used for a return value of `open(...)` function and also for the first argument of `write(...)` function. Assume that we learned the relationship between the variable name “out” and these two statements. More formally put, we find that the snippet A has three features:

- $F_{A1}$ : the variable is assigned with the return value of “open()”.
- $F_{A2}$ : the variable is passed as the first argument of “write()”.
- $F_{A3}$ : the variable has name “out”.

We might say that this is the “knowledge”  $K$  that we learned about the use of this variable. Furthermore, we have another code snippet B where a certain variable  $X$  is used in the exactly same manner; it has three features and we find  $F_{A1} = F_{B1}$  and  $F_{A2} = F_{B2}$ . If we find  $F_{A3}$  is also equal to  $F_{B3}$ , i.e. the name of the variable  $X$  is indeed “out”, we can say that the variable name is consistent in regard to our knowledge  $K$ . The key idea here is that most variables exist with relationship with other variables, and the relationship defines the role (name) of each variable<sup>3</sup> which can be inferred from various aspects of source code.

So far, the framework we presented here is general in that we did not put any assumption on how each feature should look like or what their relationship can be. We later create a more concrete mechanism to express a usage of a variable, and a probabilistic model (knowledge) to measure its semantic consistency in a similar process described above. If the program is not consistent with our model, we can suggest a better name for variables that aligns with our understanding of the program. However, the general framework can be applied to any kind of elements in source code. For example, it is

<sup>3</sup>We assume that variables with a similar role tend to have a similar name.

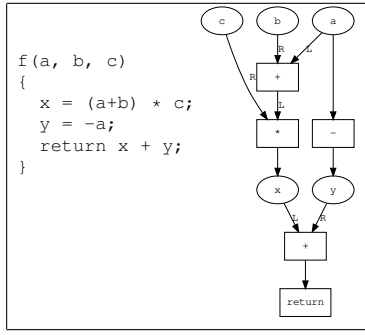


Fig. 3. Simple Use-Flow Graph (UFG)

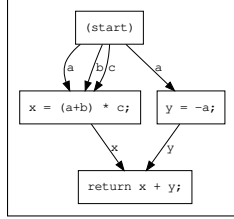


Fig. 4. Typical Program Dependence Graph (PDG)

possible to measure the consistency between method names and its calling convention, if such features are available. In the rest of this paper, however, we focus on improving the consistency of variable names to improve the code readability using the above framework.

### III. PROPOSED METHOD

In this section, we describe how to apply the above framework of naming consistency to program variables. First, we need to capture the usage of each variable in a systematic way. For this purpose, we introduce a graph structure called “Use-Flow Graph” (UFG). The idea of UFG is similar to a dataflow diagram and program dependence graph (PDG). A typical dataflow diagram describes how data is processed and transmitted from one part of a system to another. In most settings, the parts involved in a dataflow diagram are processors or storage devices. UFG involves with a more granular kind of storage: variables and fields in a program. In this sense, UFG is similar to a PDG. However, while a typical PDG only shows the data dependence of each *statement*, UFG shows the data dependence between each *variable*. The idea of using a graph for representing the dataflow among variables was disseminated by [20]. We added operators and function (method) arguments as a location. Fig. 3 shows a sample UFG. Note that the graph not only shows how the value is transmitted from each variable ( $a$ ,  $b$ ,  $c$ ,  $x$  and  $y$ ), but also shows how various operators ( $+$ ,  $-$  and  $*$ ) are applied in the process. This way, we can see how the value of each variable is treated in a series of processing<sup>4</sup>. A comparable PDG for the same program could be written as in Fig. 4.

We further added a way to express conditional branches and loops to UFG, which is explained later. In short, UFG can

<sup>4</sup>One of the major differences between our graph and the work by Raychev et al. [12] is that our graph is directional; we only consider a relationship that reflects an actual execution order. For example, there is no direct relationship between variable  $x$  and  $y$  in this graph.

present how values (variables, fields or constants) are treated at each operation in a precise manner without depending on a language syntax. A path in UFG can show how a particular value is given as an input, processed and tested, and passed to other variables. We then define the “usage pattern” of a variable as a UFG path that is originating from that variable. By traversing the edges in Fig. 3, we obtain the following usage patterns:

- $a \rightarrow^L + \rightarrow^L * \rightarrow x \rightarrow^R + \rightarrow \text{return}$
- $a \rightarrow - \rightarrow y \rightarrow^L + \rightarrow \text{return}$
- $b \rightarrow^R + \rightarrow^L * \rightarrow x \rightarrow^R + \rightarrow \text{return}$
- $c \rightarrow^R * \rightarrow x \rightarrow^R + \rightarrow \text{return}$

After obtaining such patterns, we construct and use a probabilistic model that we explained in Section II to test if each variable name is consistent with its usage pattern. In the next subsection, we first explain how to construct UFGs from source code.

#### A. Constructing Use-Flow Graph

We now illustrate how to construct a UFG from typical language constructs in Java<sup>5</sup>. UFG can be constructed in a linear time for a given program size, allowing to analyze a large project in a reasonable time.

Let us revisit the UFG shown in Fig. 3. In this graph, every operator is represented as a separate node, and the transmission of each value is shown as directed edges. The label of each edge shows at which side of the binary operator that a value is used (either L or R). Note that the order of execution can be recovered by following the edges at each node and each variable is still distinguished as a different path in a graph. So it is still possible to reconstruct the equivalent program from a given graph<sup>6</sup>. We expect that the overall structure of UFG is generally preserved across different programming styles<sup>7</sup>, because all the basic operations still have to be applied in the same order to have the same effect. The UFG of a program shows how each piece of data at various locations in a program is interacted with each other. If one takes a look at the UFG around a certain variable, its subgraph is likely to show how the variable is used at the other parts of the program; namely, they are showing its *usage*.

#### B. Tracking Multiple Variables

When a program is purely functional, i.e. its output is solely determined by its inputs and there is no side effect, the program can be represented by a single connected UFG with one sink node. When multiple independent variables are modified, however, there will be multiple sinks or disjointed

<sup>5</sup>Our current UFG generator fully supports Java 8 syntax. In future, we plan to extend this to other popular procedural languages such as C# or C++.

<sup>6</sup>Exact reconstruction of the original code is not always guaranteed, because not all the side effects and indirect access are preserved. We assume that the lack of these properties do not cause a significant loss of accuracy for our purposes in this paper.

<sup>7</sup>Note that we do not intend to identify the functional equivalence. Two mathematically equivalent expressions (e.g.  $a+b$  and  $b+a$ ) does not necessarily result in the same UFG. Our goal here is to preserve the intent of programmers as much as possible while removing stylistic differences.

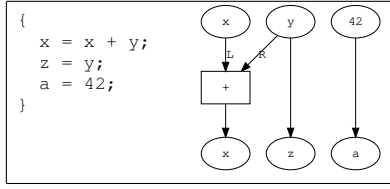


Fig. 5. Use-Flow Graph of Multiple Variables

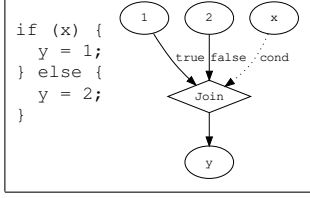


Fig. 6. Use-Flow Graph of Conditional Statement

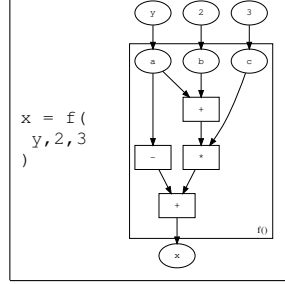


Fig. 7. Use-Flow Graph of Embedded Function Call. (Edge labels are removed for readability.)

graphs, as shown in Fig. 5. A different graph concerns a different set of data that are unrelated to each other. Note that the original order of execution is not preserved because there is no dependence between statements, and these unrelated statements could be executed in parallel.

### C. Conditional Statement

To represent conditional statements such as *if*, we introduce special nodes. When a value of a certain variable is determined conditionally, all the possible flows are connected to a single *Join* node (Fig. 6). The idea is to interpret a *Join* node as something like a railroad switch, or a conditional operator. When the conditional statement is executed, only one of these edges (*true* or *false* in this example) is used. Each edge is labeled with its condition so that they can still be distinguished. When multiple variables are modified in the *if* statement, a similar structure is created for every variable that changed. Note that each statement is converted to nodes in UFG whether or not the statement is actually executed.

### D. Loop

We introduce another set of special nodes, *Begin* and *End*, to represent a loop. (Fig. 8). For each variable that is modified in the loop, its Use-Flow subgraph is sandwiched with *Begin* and *End* nodes. In the case of *do* loop, as shown in Fig. 8, the conditional test is performed at the end of the loop, and the *End* node behaves like the *Join* node in the previous example. The interpretation of this graph is that the subgraph between the *Begin* and *End* nodes are repeated by an unknown number of times, and for every time the conditional value *p* is reevaluated. Note that the purpose of this graph is to show in *which context* each variable is modified, but not to show how the loop actually runs. A UFG is not suitable for inferring the loop invariant or comparing different loop structures.

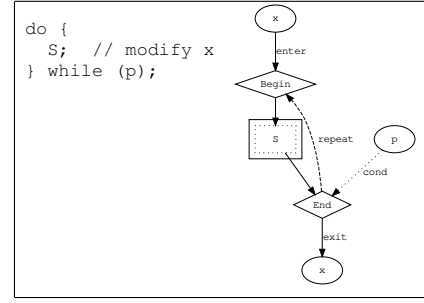


Fig. 8. Use-Flow Graph of Loop. *S* denotes an inner subgraph that modifies variable *x*.

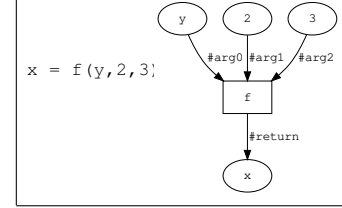


Fig. 9. Use-Flow Graph of Referenced Function Call

### E. Function/Method Call

A function or method call in a UFG is simply treated as yet another operator node (Fig. 9). The callee function is *referenced*. Each function call node has all possible references to the functions that has the same signature, including virtual functions. Each edge for the function arguments is labeled as *#arg0*, *#arg1* and *#arg2* and the return value as *#return*. When we want to obtain a relationship of nodes across multiple functions, however, we can internally treat each call node as if there was another UFG embedded within the node, in a similar manner to code inlining, i.e. the callee function is *embedded* (Fig. 7). This allows us to consider the relationship of value operations in an interprocedural context.

### F. Collecting Usage Patterns

Realistic software usually contains thousands of functions. Since we want to collect a usage pattern of a value in a long context, we want to track how the value is handled and passed across multiple functions. This is done in the following steps. The key idea here is to start from a node of interest (a variable in this case) and gradually incorporate other nodes to multiple functions that are being called:

- 1) Start from every variable node (a node referring to a variable). This is an initial pattern for this variable usage<sup>8</sup>.
- 2) Pick the next node by tracing its outgoing edges. Incorporate it as a part of the pattern.
- 3) If the node is a function call, push the current node to the stack and connect a value node of the caller function to the corresponding argument node of the callee function<sup>9</sup>. This is done by connecting the UFGs of both functions. Incorporate this connection to the pattern.

<sup>8</sup>The initial variable node itself is not included in a usage pattern.

<sup>9</sup>In this paper, we limit the number of possible virtual functions that are potentially referenced to 5. When there are 6 or more possible virtual functions, we picked the virtual methods for the five most specific class.

```

1 private BufferedReader fp;
2 public String getName() {
3     String line = fp.readLine();
4     int i = line.indexOf(' ');
5     return line.substring(0, i);
6 }
7 public void show() {
8     String name = getName();
9     System.out.println(name+"!!");
10 }
11 public String getField() {
12     String buf = fp.readLine();
13     return buf.substring(0, buf.indexOf(':'));
14 }
15 public String getColumn() {
16     String buf = fp.readLine();
17     return buf.substring(0, buf.indexOf(','));
18 }

```

Fig. 10. Sample Java Code

- 4) If the node is a return node and the stack *is not* empty, pop the previous node from the stack. Connect the return node of the callee function with the receiving node of the caller function.
- 5) If the node is a return node and the stack *is* empty, Connect the return node of the callee function with the receiving node of a function call node for *every* function that it potentially calls that function. Multiple patterns are generated.
- 6) Repeat this process until a pattern grows to a maximum predefined length<sup>10</sup>

There are actually two kinds of usage patterns: forward and backward. The process described above is one for obtaining forward usage patterns. For backward patterns, the same process is used for the opposite direction of the edges. From now on, we just use the term “usage patterns” for forward and backward patterns, combined.

Let us illustrate the above algorithm with a more realistic example (Fig. 10). Suppose that we are interested in taking a usage pattern of the variable “line” at Line 4. We start from the assignment expression, incorporate the `.indexOf()` and `.substring()` node, and reach the end of the `getName()` function at the `return` statement. Then we further extend the pattern by incorporating the nodes that are receiving the value of `getName()` function. In this example, the name node is added to the pattern. We repeat the same process for the backward pattern. At the end, we obtain the following usage pattern for the variable “line”.

- `fp.readLine() → line →this indexOf() →arg1 substring() → name →L + →arg0 println()`

### G. Detecting Inconsistent Names

In the snippet shown in Fig. 10, there are other functions named `getField()` and `getColumn()`. We obtain the usage pattern of their variables “buf” as follows:

- `fp.readLine() → buf →this indexOf() →arg1 substring()`

<sup>10</sup>Note that an exponential number of patterns can be generated when there is a branch in the graph. We limited the number of maximum nodes to be traced to five.

The above pattern is similar to the one obtained for the variable “line”. However, this pattern appears more frequently throughout the program than the previous one, hence the pattern is more strongly associated with the name “buf” rather than “line”. This way, the system can learn that “line” should be better named as “buf” to achieve more consistency. Note that this sort of knowledge is acquired entirely from the project source code. The system does not use any external knowledge. Naturally, this allows the system to tune to a specific project.

To recapitulate, the overall algorithm of our proposed method is the following:

- 1) Extract UFGs from source code and collect the usage patterns for each variable.
- 2) Construct a probabilistic model to test if each variable name is consistent with its usage pattern.
- 3) If a variable name is found not to be consistent, suggest an alternative name that is more strongly associated with its usage pattern.

### H. Constructing and Using Probabilistic Model

After extracting UFGs from source code and obtaining its usage patterns for each variable, we construct a probabilistic model. We try to learn a model that predicts a variable name from a given usage pattern as explained in Section II. In this paper, we used a simple Bayesian inference, i.e. we assume that every node in a usage pattern independently affects the choice of its variable name. In the case of the previous Java example, the features that influence the prediction include: the origin of the value, the way it is used, and its destination (the variable name it is assigned), and so on. A usage pattern is converted to a set of features by encoding the sequence of its adjacent node pairs.

For example, a usage pattern like this

- `indexOf() →arg1 substring() → name →L + →arg0 println()`

is converted into the following features:

- `indexOf():arg1:substring()`
- `substring():name`
- `name:L:+`
- `+:arg0:println()`

To give the model more flexibility, names are not treated as a single feature but a set of features based on its tokens. For example, “outputBufferName” is tokenized into three distinct features: “output”, “buffer” and “name”.<sup>11</sup> Other than tokenization, the system does not have any prior knowledge about the natural language used in variable names. The list of features for each node of a usage pattern is shown in Table III.

After learning the model using all the usage patterns throughout the program, the system re-applies them to every variable and see if its prediction matches its original name. If it does, its name is consistent with its usage. If it does not, the

<sup>11</sup>Our tokenizer assumes that variable names are either the form of camelCase or snake\_case.

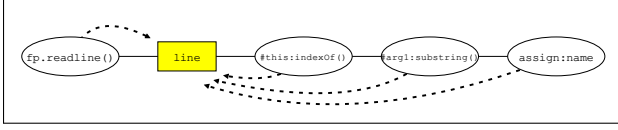


Fig. 11. Probabilistic Model for Variable “line”

TABLE III  
FEATURES INCLUDED IN USAGE PATTERNS

- 1) If the value is a constant.
- 2) If the value is used within a loop.
- 3) If the value is used in a branch condition.
- 4) If the value is used as an array index.
- 5) If the value is used as an object instance.
- 6) Operator the value is used against.
- 7) Function argument the value is passed to.
- 8) Type of the value.
- 9) Name of another variable the value is assigned to.

name is “outvoted” by other variables which have the same usage pattern. In this case, the system suggests the most likely name for that usage pattern.

Note that the acquired model predicts the usage patterns (and the associated names) of just *one* variable. This means that we need to create a different probabilistic model for every single variable that has different sets of usage patterns. We cannot use the same model for all the variables in the program since it is contaminated with their original names. We must exclude the hints of the original name when we are trying to predict it.

The overall procedure of our system is as follows:

- Let  $V$  as a set of all variables used in a target program.
- For each  $v_1 \in V$ :
  - 1) For all  $v \in V$  ( $v \neq v_1$ ), obtain  $P(v.name|v.pattern)$ .  
This is a model that predicts  $v_1$ .
  - 2) Find a name  $n = \text{argmax } P(n|v_1.pattern)$ .
  - 3) If  $n = v_1$ , the name is consistent with the model.  
Otherwise, suggest  $n$  as a more appropriate name for  $v_1$ .
  - 4) A confidence score is calculated for each suggestion by adding the weights of the usage patterns:  $\sum_{p \in v.pattern} TF(p) \times IDF(p) \times \exp(p.dist)$ <sup>12</sup> where  $p$  is a usage pattern used for the suggestion and  $p.dist$  is the distance between the pattern and its target variable.

In this paper, we use Naïve Bayes classifier for a probabilistic model. In Naïve Bayes classification, learning a model is simply counting the number of occurrences of  $v.name$  and  $v.pattern$ , and therefore it is easy to construct a different model ( $P$ ) for each variable<sup>13</sup>.

#### IV. EXPERIMENTS

We applied to our method to the projects listed in Table IV. We conducted three experiments for the following questions:

<sup>12</sup>  $TF$  is the frequency of the pattern that is associated with the variable.  $IDF$  is the inverse frequency of the pattern over all the outputs.

<sup>13</sup> We first learn a model using all the usage patterns. Then for each variable  $v_1$  we *unlearn* the patterns by subtracting the counts for  $v_1.name$  and  $v_1.pattern$ .

TABLE IV  
SOURCE CODE AND USE-FLOW GRAPH SIZES

Project	kLOC	Variables	Nodes	Edges
ant 1.10.6 (build tool)	112k	24k	350k	5,211k
antlr4 4.7.2 (parser generator)	31k	7k	74k	1,103k
bcel 6.3.1 (Java bytecode library)	31k	7k	80k	1,190k
compress 1.18 (compression library)	24k	6k	69k	929k
jedit 5.5.0 (text editor)	115k	22k	294k	6,106k
jhotdraw 5.3 (drawing tool)	80k	17k	235k	2,351k
junit4 4.12 (unit testing)	9k	2k	21k	280k
lucene 7.7.2 (document indexing)	109k	30k	414k	7,146k
tomcat 8.5.43 (application server)	238k	49k	649k	11,799k
weka 3.8 (machine learning)	324k	59k	943k	13,224k
xerces 2.12.0 (XML parser)	114k	22k	314k	7,017k
xz 1.18 (compression library)	7k	2k	23k	299k

- RQ1. Are usage patterns an effective representation for a variable usage?
- RQ2. Did the system predict a correct variable name?
- RQ3. Did the system provide convincing evidences to support the suggested alternatives?

Our results were evaluated by nine reviewers<sup>14</sup>. None of the reviewers were familiar with the source code of a target project. Reviewers were asked not to talk about specific results during the experiments. In the following subsections, we conducted experiments to answer the above questions.

Our experimental setup was a standard desktop PC<sup>15</sup> running Arch Linux. Extracting UFGs and collecting usage patterns from source code took from a few minutes to several hours, depending on the project size. Building a probabilistic model and generating suggestions took several minutes. All the tools and datasets that we used for this experiment are publicly available<sup>16</sup>.

##### A. Variable Equivalence Test (RQ1)

In the first experiment, we tested if two variables with similar usage patterns have indeed a similar role. This was done by collecting pairs of variables whose usage patterns are similar to each other (the similarity  $> 0.90$ ), and check if the two variables have a similar name (role). The similarity is computed by taking the cosine distance of two usage patterns as TF-IDF vectors, as in

$$Sim(p_1, p_2) = \frac{V_1 \cdot V_2}{|V_1||V_2|}, \quad V_i = \sum TF(n_i) \times IDF(n_i).$$

where  $p_i$  and  $n_i$  is a pattern and its nodes, respectively.

<sup>14</sup> Three are the authors of this paper. The other six are graduate students who has a basic experience of Java programming.

<sup>15</sup> Intel i5, 1.8GHz, 32GB memory.

<sup>16</sup> <https://github.com/euske/fgyama>

TABLE V  
VARIABLE EQUIVALENCE TEST

Project	Must-Eq.	Can-Eq.	Must-Neq.	Unk.	Total
ant	23	17	5	0	45
antlr4	13	22	9	1	45
bcel	3	11	31	0	45
compress	10	9	24	2	45
jedit	7	25	9	4	45
jhotdraw	15	17	12	1	45
junit4	14	21	10	0	45
lucene	18	21	6	0	45
tomcat	11	27	6	1	45
weka	4	28	12	1	45
xerces	12	22	9	2	45
xz	4	15	26	0	45
Total	134	235	159	12	540

Then we presented the pairs of variables to the reviewers while hiding the actual variable names by replacing them with “xxx”. The reviewers were asked to look at each variable pair with its surrounding code snippets and choose one of the following options:

- Variables *must* have the *same* name. (**Must-Eq.**)
- Variables *can* have the *same* name. (**Can-Eq.**)
- Variables *must* have a *different* name. (**Must-Neq.**)
- Undecidable. (**Unk.**)

The nine reviewers are presented with randomly selected five variable pairs for 12 projects each. Table V shows the responses. Out of 540 answers, 369 (68%) was either **Must-Eq.** or **Can-Eq.**. This suggests that usage patterns are a strong indicator of the role of a variable. The average cosine similarity of **Must-Eq.** or **Can-Eq.** pairs was 0.980, whereas the similarity of **Must-Neq.** was 0.976.

### B. Name Suggestion Test (RQ2)

In the second experiment, we tested if our proposed method can actually check the usage of variable names and suggest a better alternative for those which are found inconsistent with the other parts of the program. This experiment is twofold; first, we presented candidates of a variable name to the reviewers and let them choose the best name among them, where one of the candidates is produced by our system. We also manually created a patch for correcting some of the prominent suggestions by our system and sent it to the original developers of the projects.

1) *Evaluating System Outputs by Reviewers:* In the first part of the experiment, we presented code snippets to the nine reviewers. For each question, a reviewer is presented with one code snippet with one variable highlighted, and another snippet with a different variable whose usage is similar to the first one, but whose name is hidden. The reviewers were asked to compare the two snippets and infer an appropriate variable name for the hidden one. They can choose from the following candidates, or choose undecidable (**Unk.**):

- A name suggested by our system. (**System**)
- A name suggested by a baseline system. (**Base.**)
- The original name (chosen by the developer). (**Orig.**)

TABLE VI  
GENERATED SUGGESTIONS AND CONFIDENCE SCORE DISTRIBUTION (BY PERCENTILE)

Project	10%	20%	30%	40%	50%	60%	70%	80%	90%	100%	Total
ant	2	15	61	144	302	637	1031	1985	3061	5784	13022
antlr4	7	9	41	74	144	217	344	453	658	965	2912
bcel	3	5	12	55	103	203	294	501	644	1042	2862
compress	4	6	16	45	98	214	276	504	822	1012	2997
jedit	7	14	58	199	345	606	965	1621	2349	3837	10001
jhotdraw	12	22	68	150	251	441	648	895	1284	1695	5466
junit4	6	12	27	40	89	89	89	149	182	135	818
lucene	9	18	48	137	292	567	945	1735	2913	4546	11210
tomcat	13	42	112	264	544	1165	1729	3038	4897	8422	20226
weka	9	22	63	200	407	970	2054	3468	6905	10672	24770
xerces	5	27	49	131	289	435	756	1263	1924	3371	8250
xz	3	9	8	14	24	33	74	86	157	111	519



Fig. 12. Evaluation Tool Screenshot

The baseline system here was only to suggest the most common name for each data type.<sup>17</sup> The system produces a number of suggestions for each project. We ranked them by its confidence score and present the top 10 suggestions to the reviewers. The total number of generated suggestions (including ones that were not reviewed) and its score distribution are shown in VI. The screenshot of the evaluation tool is shown in Fig. 12.

Each reviewer answers 120 questions in total. Table VII shows the reviewers’ responses. Out of 1080 (= 9 × 120) answers, 416 (39%) was **System**. This means that for about 40% of the cases, our system can discover inconsistent variable names and suggest alternatives which are considered better than the ones from the original developers.

Since there is no gold standard for a variable name, we calculated the Fleiss’ Kappa [21] for measuring the inter-reviewers agreement. Fleiss’ Kappa is commonly used for measuring agreement between  $N$  people where  $N \geq 3$ . In case of  $N = 2$ , Cohen’s Kappa is typically used. The Fleiss’ Kappa for our experiment was  $K = 0.45$  (moderate agreement).

For exploring different ways of generating usage patterns, we changed some parameters for feature generation and measured its accuracy against our best output. Table VIII shows how different parameters can affect the system performance.

<sup>17</sup>For example, an `int` variable is always considered to be named `i`.



TABLE VII  
NAME SUGGESTION TEST

Project	System	Base.	Orig.	Unk.	Total
ant	39	3	39	9	90
antlr4	34	3	46	7	90
bcel	48	10	28	4	90
compress	53	0	35	2	90
jedit	24	4	42	20	90
jhotdraw	4	8	78	0	90
junit	34	1	48	7	90
lucene	40	3	38	9	90
tomcat	34	4	44	8	90
weka	29	1	44	16	90
xerces	31	1	49	9	90
xz	46	1	37	6	90
Total	416	39	528	97	1080

TABLE VIII  
PERFORMANCE BY DIFFERENT FEATURE GENERATION PARAMETERS

Methods	Interproc?	Name?	Type?	Length?	Correct %
5	+	+	+	5	39%
5	+	+	+	3	14%
5	+	+	+	1	7%
5	+	-	-	5	6%
5	+	+	-	5	10%
5	+	-	+	5	8%
5	-	+	+	5	10%
1	+	+	+	5	16%

**Methods** Maximum number of virtual methods for each function call.  
**Interproc?** If a usage pattern spans multiple functions.  
**Name?** If a feature about variable names are included.  
**Type?** If a feature about variable types are included.  
**Length?** Maximum length of usage patterns (number of nodes).  
**Correct %** Ratio that the system suggestion was chosen.

2) *Sending Patches to Developers*: In the second part of the experiment, we manually created a patch for correcting some of the prominent suggestions by the system. The patches were sent to the original developers of the projects. We have gotten 6 responses so far. Three projects adopted our patch, two are still discussing it, and one is rejected because “this is not a high priority” according to the developer.

### C. Evidence Persuasiveness Test (RQ3)

Our system can provide the evidences for suggested variable names. An “evidence” is a code snippet where the prominent usage patterns for the target variable were obtained from. This way, a user can review the system outputs and decide if they can accept its result. Since each usage pattern has a weight and is associated with its original location, the system can retrieve top  $N$ <sup>18</sup> usage patterns and its originating source code. In this experiment, the reviewers are asked to review a variable name suggestion with its original name and decide if the suggestion is sensible based on the accompanying evidences (snippets). The reviewers are asked to choose the following options regarding the evidences.

- It provides strong support for the name. (**Strong**)
- It provides reasonable support for the name. (**Weak**)
- It provides little support for the name. (**Poor**)
- Undecidable. (**Unk.**)

Table IX shows the reviewers’ responses. Out of 540 answers, 162 (30%) of them are considered as somewhat

TABLE IX  
EVIDENCE PERSUASIVENESS TEST

Project	Strong	Weak	Poor	Unk.	Total
ant	7	8	30	0	45
antlr4	8	8	29	0	45
bcel	10	15	20	0	45
compress	5	5	34	1	45
jedit	6	6	33	0	45
jhotdraw	4	5	36	0	45
junit4	2	7	36	0	45
lucene	3	14	27	1	45
tomcat	7	7	31	0	45
weka	1	10	34	0	45
xerces	6	10	28	1	45
xz	1	7	35	2	45
Total	60	102	373	5	540

TABLE X  
PERFORMANCE BY CONFIDENCE SCORE

% Score	Total	Strong + Weak	Poor
> 80%	207	71 (34%)	133 (64%)
> 60%	108	40 (37%)	66 (61%)
> 40%	108	20 (19%)	88 (81%)
> 20%	108	24 (22%)	84 (78%)
> 0%	9	7 (78%)	2 (22%)

supportive to the suggested names. The relationship between the reviewers’ ratings and the system-generated confidence score is shown in Table X. It is observable that suggestions with a lower confidence score tend to be considered as a poor evidence.

### D. Anecdotal Examples

Here are a couple of anecdotal results (suggestions) that our system produced:

- Make the name more task oriented.

```
- public static short getNoOfOperands (
-     final int index) {
-     return NO_OF_OPERANDS[index];
+ public static short getNoOfOperands (
+     final int opcode) {
+     return NO_OF_OPERANDS[opcode];
```

- Use the conventional abbreviation of the project.

```
- void errorWhileMapping( String s ) {
+ void errorWhileMapping( String msg ) {
```

```
- String pkgName = className.substring(...);
+ String packageName = className.substring(...);
```

- Use a synonym which aligns better with the other parts of the code.

```
- ReferencePosition(int n, int pos) {
+ ReferencePosition(int n, int offset) {
```

- Correct typo.

```
- void normalize(int normalizeOffset) {
+ void normalize(int normalizationOffset) {
```

## V. DISCUSSIONS

Our experiments showed that UFGs and usage patterns can be effectively used for discerning the use of variables. The system does not rely on any predefined knowledge other than the language syntax, and can be applied to a realistic project with modest computational resource.

As for the relevance of the experiment, note that our reviewers were not familiar with the codebase used for the evaluation. We made sure that all the reviewers (including the authors) be

<sup>18</sup>In this experiment, we set  $N = 3$ .

not familiar with a target project in advance, and they do not discuss a specific example during the experiment. However, the reviewers had an advantage of seeing the different parts of the code side-by-side and being presented a direct evidence of inconsistency, whereas the original developers worked on only one part of the code. This way, we argue that it is possible that the reviewers made a better decision for variable naming than the original developers who are obviously more knowledgeable about the code.

#### A. Threats to Validity

There are a couple of threats to internal validity of our experiments. First, our evaluation is subjective; it is affected by the number of reviewers and their programming knowledge. One could argue that nine reviewers are not enough. However, our Fleiss' Kappa  $K = 0.45$ , which is far from random, suggests that our reviewers had some common standard about variable naming. Another concern is the fairness of the reviews. To address the reviewers' bias, we randomized the order of the system output that is presented to a reviewer so that they cannot know which name was produced by the system. However, in the Variable Equivalence Test (RQ1) we used variables that already have a certain similarity ( $Sim > 0.90$ ). As a result, this test was not completely blinded.

When generalizing our results to a wider use, the threats to its external validity are the following: There are not enough projects tested. The target language for now is limited to Java. There is a limitation of our UFG extraction program that cannot track dynamic dispatch and variable aliasing, which could be problematic for expanding our method to pointer-rich programming languages like C++. A bigger concern is that our experiment only measured the accuracy (precision) of the system output, but not the overall coverage (recall). There are concerns related to the performance of the machine learning algorithm. In this paper, we tried to focus on our overall framework and keep the learning part lean. However, we expect that better algorithms (such as Recurrent Neural Network or Conditional Random Field) can produce a better result. One could use a better metrics for comparing usage patterns than ours (Cosine similarity, TF-IDF).

## VI. CONCLUSION

In this paper, we presented a novel way of testing the semantic consistency of variable names. We presented a graph structure called Use-Flow Graph which is intended to capture the intent of programmers from source code. Our system learned a naming convention of variables by collecting usage patterns that are represented as a path of UFG nodes. We built a probabilistic model to infer a variable name from its usage patterns. We applied our method to 12 open-source projects and evaluated its results with human reviewers. The experiment showed that our system identified inconsistent variable names and suggest better names reasonably well compared to human developers. We plan to extend the concept of UFGs to apply other program comprehension tasks in future.

## REFERENCES

- [1] A. Editors, *The Associated Press Stylebook and Briefing on Media Law*. Lorenz Press, 2004.
- [2] A. M. Siegal and W. G. Connolly, *The New York Times Manual of Style and Usage*. Three Rivers Press, 1999.
- [3] B. W. Kernighan and R. Pike, *The Practice of Programming*. Boston, MA, USA: Addison-Wesley Longman Publishing Co., Inc., 1999.
- [4] S. McConnell, *Code Complete, Second Edition*. Redmond, WA, USA: Microsoft Press, 2004.
- [5] D. Lawrie, C. Morrell, H. Feild, and D. Binkley, "What's in a name? a study of identifiers," in *Proceedings of the 14th IEEE International Conference on Program Comprehension*, ser. ICPC '06. Washington, DC, USA: IEEE Computer Society, 2006, pp. 3–12. [Online]. Available: <https://doi.org/10.1109/ICPC.2006.51>
- [6] G. Beniamini, S. Gingichashvili, A. K. Orbach, and D. G. Feitelson, "Meaningful identifier names: The case of single-letter variables," in *Proceedings of the 25th International Conference on Program Comprehension*, ser. ICPC '17. Piscataway, NJ, USA: IEEE Press, 2017, pp. 45–54. [Online]. Available: <https://doi.org/10.1109/ICPC.2017.18>
- [7] E. Avidan and D. G. Feitelson, "Effects of variable names on comprehension an empirical study," in *Proceedings of the 25th International Conference on Program Comprehension*, ser. ICPC '17. Piscataway, NJ, USA: IEEE Press, 2017, pp. 55–65. [Online]. Available: <https://doi.org/10.1109/ICPC.2017.27>
- [8] E. W. Høst and B. M. Ostvold, "Debugging method names," in *Proceedings of the 23rd European Conference on ECOOP 2009 — Object-Oriented Programming*, ser. Genoa. Berlin, Heidelberg: Springer-Verlag, 2009, pp. 294–317. [Online]. Available: [http://dx.doi.org/10.1007/978-3-642-03013-0\\_14](http://dx.doi.org/10.1007/978-3-642-03013-0_14)
- [9] M. Allamanis, E. T. Barr, C. Bird, and C. Sutton, "Suggesting accurate method and class names," in *Proceedings of the 2015 10th Joint Meeting on Foundations of Software Engineering*, ser. ESEC/FSE 2015. New York, NY, USA: ACM, 2015, pp. 38–49. [Online]. Available: <http://doi.acm.org/10.1145/2786805.2786849>
- [10] T. Mikolov, I. Sutskever, K. Chen, G. Corrado, and J. Dean, "Distributed representations of words and phrases and their compositionality," *CoRR*, vol. abs/1310.4546, 2013. [Online]. Available: <http://arxiv.org/abs/1310.4546>
- [11] U. Alon, M. Zilberstein, O. Levy, and E. Yahav, "Code2vec: Learning distributed representations of code," *Proc. ACM Program. Lang.*, vol. 3, no. POPL, pp. 40:1–40:29, Jan. 2019. [Online]. Available: <http://doi.acm.org/10.1145/3290353>
- [12] V. Raychev, M. Vechev, and A. Krause, "Predicting program properties from "big code"," *SIGPLAN Not.*, vol. 50, no. 1, pp. 111–124, Jan. 2015. [Online]. Available: <http://doi.acm.org/10.1145/2775051.2677009>
- [13] K. Liu, D. Kim, T. F. Bissyandé, T. Kim, K. Kim, A. Koyuncu, S. Kim, and Y. L. Traon, "Learning to spot and refactor inconsistent method names," in *Proceedings of the 41st International Conference on Software Engineering*, ser. ICSE '19. IEEE Press, 2019, p. 1–12. [Online]. Available: <https://doi.org/10.1109/ICSE.2019.00019>
- [14] M. Allamanis, E. T. Barr, C. Bird, and C. Sutton, "Learning natural coding conventions," in *Proceedings of the 22nd ACM SIGSOFT International Symposium on Foundations of Software Engineering*, ser. FSE 2014. New York, NY, USA: Association for Computing Machinery, 2014, p. 281–293. [Online]. Available: <https://doi.org/10.1145/2635868.2635883>
- [15] V. R. Basili and S. K. Abd-El-Hafiz, "A method for documenting code components," *J. Syst. Softw.*, vol. 34, no. 2, pp. 89–104, Aug. 1996. [Online]. Available: [http://dx.doi.org/10.1016/0164-1212\(95\)00070-4](http://dx.doi.org/10.1016/0164-1212(95)00070-4)
- [16] D. Lawrie, H. Feild, and D. Binkley, "Syntactic identifier conciseness and consistency," in *2006 Sixth IEEE International Workshop on Source Code Analysis and Manipulation*, Sep. 2006, pp. 139–148.
- [17] F. Deissenboeck and M. Pizka, "Concise and consistent naming," *Software Quality Journal*, vol. 14, no. 3, pp. 261–282, Sep. 2006. [Online]. Available: <http://dx.doi.org/10.1007/s11219-006-9219-1>
- [18] D. Engler, D. Y. Chen, S. Hallem, A. Chou, and B. Chelf, "Bugs as deviant behavior: A general approach to inferring errors in systems code," *SIGOPS Oper. Syst. Rev.*, vol. 35, no. 5, p. 57–72, Oct. 2001. [Online]. Available: <https://doi.org/10.1145/502059.502041>
- [19] G. A. Miller, "Wordnet: A lexical database for english," *Commun. ACM*, vol. 38, no. 11, pp. 39–41, Nov. 1995. [Online]. Available: <http://doi.acm.org/10.1145/219717.219748>

- [20] T. Reps, "Program analysis via graph reachability," in *Proceedings of the 1997 International Symposium on Logic Programming*, ser. ILPS '97. Cambridge, MA, USA: MIT Press, 1997, pp. 5–19. [Online]. Available: <http://dl.acm.org/citation.cfm?id=271338.271343>
- [21] J. L. Fleiss, "Measuring nominal scale agreement among many raters," *Psychological Bulletin*, vol. 76, no. 5, p. 378–382, 1971. [Online]. Available: <https://doi.org/10.1037/h0031619>