

Electric polarization and its quantization in one-dimensional non-Hermitian chains

Jinbing Hu,^{1,2,*} Carmine Antonio Perroni,^{2,†} Giulio De Filippis,²
Songlin Zhuang,¹ Lorenzo Marrucci,² and Filippo Cardano²

¹*College of Optical-Electrical Information and Computer Engineering,
University of Shanghai for Science and Technology, Shanghai 200093, China.*

²*Dipartimento di Fisica “Ettore Pancini”, Università degli Studi di Napoli Federico II,
Complesso Universitario di Monte Sant’Angelo, Via Cintia, 80126 Napoli, Italy.*

We generalize the modern theory of electric polarization to the case of one-dimensional non-Hermitian systems with line-gapped spectrum. In these systems, the electronic position operator is non-Hermitian even when projected into the subspace of states below the energy gap. However, the associated Wilson-loop operator is biorthogonally unitary in the thermodynamic limit, thereby leading to real-valued electronic positions that allow for a clean definition of polarization. Non-Hermitian polarization can be quantized in the presence of certain symmetries, as for Hermitian insulators. Different from the latter case, though, in this regime polarization quantization depends also on the type of energy gap, which can be either real or imaginary, leading to a richer variety of topological phases. The most counter-intuitive example is the 1D non-Hermitian chain with time-reversal symmetry only, where non-Hermitian polarization is quantized in presence of an imaginary line-gap. We propose two specific models to provide numerical evidence supporting our findings.

Although the concept of electric polarization has been introduced a hundred years ago [1], it was until the early of 1990’s that the long-standing problem of crystalline polarization was solved [2–6]. The main reason is that in a crystalline material the macroscopic polarization cannot be unambiguously defined as the dipole of a unit cell, since *the electronic wave functions are delocalized over the whole lattice*. The first step towards a theory of polarization was made by Resta [2], who cast the polarization difference as an integrated macroscopic current. Since then, King-Smith and Vanderbilt [3] immediately built what is now known as the modern theory of polarization of crystalline insulators, which shows that the bulk polarization is strictly related to electronic geometric phases [7–9]. When the lattice Hamiltonian obeys to inversion and/or chiral symmetry (IS and/or CS), the polarization is quantized. Nonvanishing values of the *bulk* polarization are associated with the appearance of *boundary* charges [10], according to the so-called bulk-boundary correspondence (BBC) [11–13], a hallmark of topological physics.

When electrons in a crystalline insulator interact with the environment, their effective dynamics is described through a non-Hermitian (NH) Hamiltonian [14]. The investigation of NH systems is an extremely active field, which already brought to the identification of a number of unconventional phenomena, such as unidirectional invisibility [15–17], exceptional-point encirclement [18–20], enhanced sensitivity [21–23], and NH skin effect [24–27]. These phenomena have been reproduced in a variety of artificial simulators [28–31]. Standard symmetries such as time-reversal or particle-hole symmetry (TRS or PHS) ramify in non-Hermitian physics [32, 33], thus providing a larger number of classes

in the associated periodic table of symmetry-protected topological phases [32, 34], leading in turn to a richer topological landscape with respect to the Hermitian case. In spite of these important progresses in our understanding of NH physics, very little is known about their electric polarization. Recently, a first study put forward a nice theory of electric polarization in terms of many-body wave functions, limited to systems with chiral and/or inversion symmetries [35]. While finalizing our paper, a second article was published that relates NH polarization to the entanglement spectrum working in a single-particle framework [36].

In this Letter we provide an explicit generalization of the standard theory of electric polarization [3] to the case of NH systems. We specifically focus on lattices exhibiting a line-gapped spectrum, where the bulk wave functions are extended across the entire system, like those of Hermitian crystalline materials. We follow a traditional approach, relying on the projection of the electronic position operator into the subspace of single-particle wave functions that fill the bands below the gap [10]. Although the projected position operator is itself non-Hermitian, we find that it leads to a unitary Wilson-loop operator. Therefore, the Wannier centers [37], i.e. the phases of Wilson-loop eigenvalues, are purely real-valued, and so is the electric polarization, which is the summation of Wannier centers [10]. We systematically analyze the restrictions of the basic symmetries to the Wilson-loop operator in systems with either real- or imaginary-line gaps, obtaining in turn the quantization conditions of NH polarization. We find that, with respect to Hermitian case, NH systems host a larger number of topological phases, which are protected by both symmetries and the type of energy gap.

Let us start by considering a one-dimensional (1D) NH crystalline chain composed of N unit cells, each made of N_{orb} lattice sites or orbitals. In this system, the electric polarization can be computed in a single unit-cell as

* hujinbing@usst.edu.cn

† carmine.perroni@unina.it

the dipole moment density, that is, $p = -\frac{1}{a} \sum_{\alpha=1}^{N_{\text{elec}}} e r_{\alpha}$, where $N_{\text{elec}} < N_{\text{orb}}$ is the number of electrons in each unit cell, a is the lattice spacing, e is the absolute value of the electron charge and r_{α} 's are the electron positions with respect to the center of positive charges in the cell (see Supplementary Sec. I). For simplicity, in the remaining part of the paper we set $a = e = 1$. The modern theory of electric polarization provides an elegant method to determine positions r_{α} in quantum systems where bulk electrons are delocalized, starting from the position operator projected into the subspace of occupied bands [10]. A straightforward definition of the position operator is $\hat{x} = \sum_{j=1}^N \sum_{\alpha=1}^{N_{\text{orb}}} \hat{x}_{j,\alpha}$, where $\hat{x}_{j,\alpha} = (j+x_{\alpha})\hat{c}_{j,\alpha}^{\dagger}|0\rangle\langle 0|\hat{c}_{j,\alpha}$, with $\hat{c}_{j,\alpha}^{\dagger}$ ($\hat{c}_{j,\alpha}$) the creation (annihilation) operators for electrons within cell j and orbital α , x_{α} the position of the orbital α within the unit cell, and $|0\rangle$ the vacuum state for the electrons. Unfortunately, \hat{x} is not a legitimate operator for finite values of N when periodic boundary conditions (PBC) are used. To overcome this, a unitary position operator was proposed [5, 38], i.e., $\hat{x}_e = \exp(i2\pi\hat{x}/N)$. This operator is defined modulo N , thus obeying PBC. Let us note that such operator was originally discussed when considering its expectation value [5]. However, in Ref. [39] the authors showed that this definition has to be corrected, in case one is willing to compute the distance of two coordinates, not its average value. Importantly, in the case of independent and non-interacting electrons, like our situation, both approaches give rise to the same outcome, hence we can safely use the unitary operator \hat{x}_e defined above.

By discrete Fourier transformation, \hat{x}_e can be alternatively written in momentum space as [10] (see Sec. I of Supplementary Material for more detail)

$$\hat{x}_e = \sum_{k,\alpha} \hat{c}_{k+\Delta k,\alpha}^{\dagger} |0\rangle\langle 0| \hat{c}_{k,\alpha}, \quad (1)$$

where $k \in \Delta k \cdot (0, 1, \dots, N-1)$, $\Delta k = 2\pi/N$, $\hat{c}_{k,\alpha}^{\dagger}$ ($\hat{c}_{k,\alpha}$) are creation (annihilation) operators for electrons with momentum k in the orbital α .

Once a proper position operator has been defined, we have to consider its projection into the subspace of electronic states that are occupied [10]. Eigenstates of NH systems exhibit complex energies, hence the associated bands can exhibit different types of gaps. In particular, these can be of three kinds (see Fig. 1), that is, a point-gap, a real line-gap and an imaginary line-gap. The first is associated with NH systems exhibiting the NH skin effect [24–27], with all eigenstates localized at the system boundaries. We here focus on line-gapped systems, whose eigenstates are delocalized across the entire chain. The definition of polarization in systems with a point-gap has been provided in Ref. [35], relying on a many-body formalism. In our discussion, we will consider as occupied those eigenstates whose energies, actually their real/imaginary part, are below the real/imaginary line-gap, respectively (see Fig. 1). With this in mind, the projected position operator can be written as (see Sec.

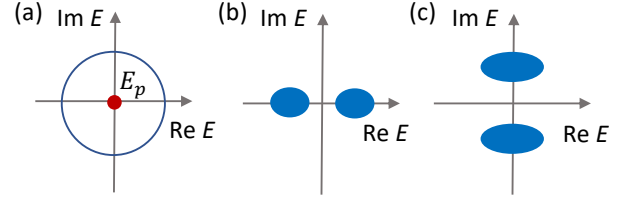


FIG. 1. Possible energy gaps for NH Hamiltonians. (a) In a point-gap, there is a reference value E_p that is not touched by the energy bands. (b,c) In a real/imaginary line-gap, energies are grouped in at least two bands, whose real/imaginary part is separated by a finite gap [32].

II in the Supplementary Materials for more detail):

$$\hat{P}^{\text{occ}} \hat{x}_e \hat{P}^{\text{occ}} = \sum_{n,m=1}^{N_{\text{occ}}} \sum_k \hat{\gamma}_{m,k+\Delta k}^R |0\rangle [G_k]^{mn} \langle 0| \hat{\gamma}_{n,k}^L, \quad (2)$$

where G_k is the core matrix defined in the supplementary materials, $\hat{\gamma}_{n,k}^j$ ($j = R/L$) is the right/left creation/annihilation operator of electrons with quasi-momentum k in the n th band, and N_{occ} is the number of bands whose energies are below the line-gap. Eq. 2 is conceptually similar to Eq. 8 in Ref. [35], where the average of the position operator is computed for the many-body ground state. Although starting from a similar expression, here we take a different path to computing the polarization, that is, the approach harnessed in Hermitian systems [10]. As we show below, this gives us the chance to obtain directly quantization conditions based on the analysis of the Wilson-loop operator.

In the circumstance of Hermitian insulators, the projected position operator is Hermitian [10]. In the NH case, however, the operator in Eq. 2 is NH since it is constructed in terms of right and left eigenvectors of the NH Hamiltonian. At first sight, one would expect that this cannot generate real-valued Wannier centers. Nevertheless, by looking at the core matrix G_k , which is biorthogonally unitary in the thermodynamic limit, one can realize that this is not the case. By biorthogonally we mean that the core matrix is built from the biorthogonal right and left eigenvectors. By unitary, we mean that it becomes unitary in thermodynamic limit $\Delta k \rightarrow 0$. To see this clearly, one can perform a Taylor expansion to $[G_k]^{mn}$ and keep only terms that are linear in Δk (see Sec. III in the Supplementary Materials for more details).

On the basis of the unitary matrix G_k , a biorthogonally-unitary Wilson loop can be constructed by multiplying G_k along the BZ [40] (see Sec. IV in the Supplementary Materials for more details). As the Wilson loop operator is unitary, the phases of its eigenvalues are real numbers that still define the Wannier centers, i.e., the electronic displacement with respect to the center of positive charges. Based on this implicit relation,

TABLE I. The quantization table of NH electric polarization for seven basic symmetries. ‘ r ’ and ‘ i ’ denote real-line and imaginary-line gap, respectively, and \checkmark indicates the quantization of bulk polarization by the corresponding symmetry. Note, for each of the last three types of symmetries, the quantization of polarization is only applicable when the symmetry operator g satisfies $gg^* = 1$ ($g = T, C, \tilde{C}$).

	IS	CS	CS †	TRS †	TRS	PHS	PHS †
r	\checkmark	\checkmark	\checkmark			\checkmark	\checkmark
i	\checkmark		\checkmark		\checkmark	\checkmark	

the NH electric polarization can be extracted as

$$p = \sum_{j=1}^{N_{\text{occ}}} \nu^j, \quad (3)$$

where ν^j is the phase of the Wilson-loop eigenvalue, satisfying $W_{k+2\pi\leftarrow k}|\nu_k^j\rangle = e^{i2\pi\nu^j}|\nu_k^j\rangle$, and $|\nu_k^j\rangle$ is the Wilson-loop eigenstate. In fact, the polarization defined in Eq. 3 can be expressed as the integral of complex Berry connection [41] A_k over the BZ (see Sec. V in the Supplementary Materials for derivation),

$$p = -\frac{1}{2\pi} \oint_{BZ} \text{Tr}[A_k] dk \bmod 1, \quad (4)$$

which agrees with the well-known expression for the polarization [3–5], that is, the electric polarization is a natural topological invariant.

Quantization conditions – As mentioned above, the unitary feature of Wilson-loop operator is crucial not only for generating real-valued electronic displacements, but also for analyzing the quantization conditions of NH polarization. In other words, Eq. 3 provides an alternative way to determine the quantization conditions of NH polarization by analyzing the restriction of symmetries to the unitary Wilson-loop operator. Symmetries play a pivotal role in quantizing electric polarization, IS for instance forces the polarization to be either 0 or 1/2 in Hermitian crystalline insulators [10]. In NH physics, symmetries are dramatically altered due to the distinction of complex conjugation and transposition [27, 32]. Generally, there are seven basic symmetries, i.e., IS, CS, anomalous CS (CS †), TRS, anomalous TRS (TRS †), PHS, and anomalous PHS (PHS †), with related operators $I, \Gamma, S, T, \tilde{T}, C, \tilde{C}$, respectively (see Sect. VI of Supplementary Materials for explicit definitions). Going beyond previous studies, here we investigate the constraint of these basic symmetries to NH polarization, both in real and imaginary gapped systems, which are associated with different symmetry-protected topological phases [32].

The results we obtain are summarized in Table I (see Secs. VI and VII of Supplementary Materials for concrete derivation), which clearly shows that, compared

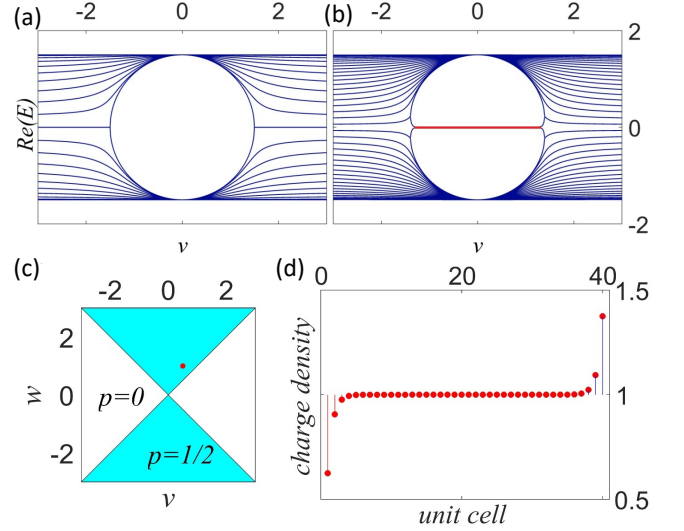


FIG. 2. The real part of the eigenvalues of the NH Hamiltonian defined in Eq. 5, when $w = 1.5$, $N = 40$, and $v \in (-3, 3)$, obtained for (a) periodic and (b) open boundary conditions, respectively. The red line in (b) marks the zero-energy edge modes. (c) The polarization phase diagram as functions of $w, v \in (-3, 3)$. (d) Electron charge distribution in the topologically nontrivial polarization phase for $w = 1.0, v = 0.5$ (i.e., the red dot denoted in (c)). The total electron charge at the ends is $\pm e/2$ relative to background.

to the Hermitian case, NH polarization is quantized in a larger number of symmetry classes. In general, the quantization conditions can be categorized into three classes: the first includes TRS † only, imposing no restriction to the NH polarization; the second class includes IS, CS † , and PHS, with each presenting quantized bulk-polarization for both real- and imaginary-line gaps; the last class includes CS, TRS, PHS † , which quantizes NH polarization only for real- or imaginary-line gap. Note that, for each of the last three symmetries in Table I, i.e., TRS, PHS, PHS † , the quantization condition is only applicable when the symmetry operator g satisfies $gg^* = 1$ ($g = T, C, \tilde{C}$), while the unitary sewing matrix is zero for $gg^* = -1$ ($g = T, C, \tilde{C}$) (see subsection 4 of Sec. VI in the Supplementary Materials for more details).

Among the cases summarized in Table I, systems with TRS and imaginary-line gap represent a significant example, which is fully distinct with respect to the Hermitian case. In Hermitian insulators indeed, TRS imposes no restrictions to electric polarization because the energies satisfy the relation $E_\pm(k) = E_\pm(-k)$, and bands are individually subject to TRS, thus, the topological phase is absent [33]. In NH physics, however, under the constraint of TRS, the energy spectrum satisfies the relation $E_+(k) = E_-^*(-k)$. If the energy spectrum is characterized by an imaginary-line gap, then the positive and negative imaginary bands are always paired; considering the fact that the Hilbert space of all bands is topologically trivial [10], then topological

phase featured with \mathbb{Z}_2 invariant appears [32]. Note that the quantization mechanism of TRS associated with imaginary-line gap is the same as that of PHS[†] associated with real-line gap, due to the unification of TRS and PHS[†] [33].

Specific Examples—Here we present two simple models (with two sites per unit cell) to provide numerical evidence for some of the results obtained above. First, let us consider a bi-partite lattice where electrons are subject to a NH Su-Schrieffer-Heeger (SSH) Hamiltonian, that exhibits NH polarization due to the presence of CS[†]. The Hamiltonian reads

$$\hat{H} = \sum_j [v(\hat{a}_j^\dagger \hat{b}_j - \hat{b}_j^\dagger \hat{a}_j) + w(\hat{a}_j^\dagger \hat{b}_{j-1} + \hat{b}_{j-1}^\dagger \hat{a}_j)], \quad (5)$$

where $\hat{a}_j(\hat{a}_j^\dagger)$ and $\hat{b}_j(\hat{b}_j^\dagger)$ are annihilation (creation) operators on the sites ‘A’ and ‘B’ of j -th cell, respectively, and $v, w \in \mathbb{R}$ denote hopping amplitudes. In this model, the non-Hermiticity is induced through the negative sign of the intracell coupling. The Hamiltonian in Eq. 5 obeys to CS[†] and TRS, with the corresponding operator $S = \oplus_{j=1}^N \sigma_z$ and $T = \oplus_{j=1}^N \sigma_0$, where σ_0 and σ_z are identity matrix and Pauli matrix, respectively. These symmetries force the eigenenergies to come in $(E, -E^*)$ pairs, thus presenting a real-line gap in the energy spectrum (see Fig. 2(a,b), the complete spectrum is in Sect. VIII of the SM). By means of the NH polarization formula reported in Eq. 3, the topological phase diagram is derived as functions of w and v (see Fig. 2(c)), which clearly presents trivial and non-trivial phases that are separated by lines $|w| = |v|$. In addition, the charge density distribution for case $w = 1.0$, $v = 0.5$, $N = 40$ (i.e., the red dot in Fig. 2(c)) is plot in Fig. 2(d), indicating the validity of conventional BBC (see Sec. VIII in Supplementary Material for more details). Note that the quantized NH polarization is protected by CS[†], though this model also obeys to TRS. The latter is responsible for polarization quantization only when an imaginary-line gap is present (see Table. I). Let us stress that in finite lattices, we compute the polarization in terms of real-valued Wannier centers. To do so, singular value decomposition [42] is used to construct numerical Wilson-loop operators (see Sec. IV in the Supplementary Materials for more details).

The second model is schematically shown in Fig. 3(a), whose Hamiltonian in momentum-space reads

$$H(k) = (v + 2i\delta \sin(k))\sigma_x + w\sigma_y + 2ir \cos(k)\sigma_z, \quad (6)$$

where $(\sigma_x, \sigma_y, \sigma_z)$ are Pauli matrices. It is easy to verify that the Hamiltonian in Eq. 6 obeys only to TRS with $T = \sigma_x$, and the energy spectrum presents imaginary-line gap for $|v| \leq \sqrt{4r^2 - w^2}$, as shown in Fig. 3(b,c), while for $|v| \geq \sqrt{4r^2 - w^2}$ there is a real-line gap (see Sec. IX in Supplementary Material for complete spectrum). As such, we expect to observe quantized polarization $p = 1/2$ in the former case only,

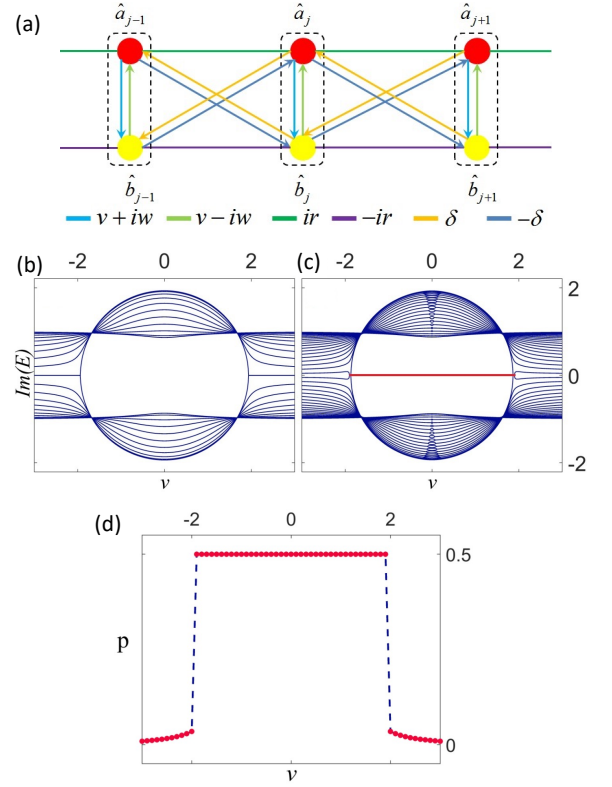


FIG. 3. NH polarization and TRS symmetry. (a) Schematic of a one-dimensional NH lattice which obeys only to TRS. The dashed boxes indicate the unit cells. (b,c) Associated imaginary energy spectra, when $w = 0.5$, $r = 1.0$, $\delta = 0.5$, $N = 40$, and $v \in (-3, 3)$ (see Eq. 6), computed for (a) periodic and (b) open boundary conditions, respectively. The red line in (b) marks the zero-energy edge modes. The energy spectrum presents an imaginary energy gap for $|v| \leq \sqrt{4r^2 - w^2}$. (d) Numerical values of the polarization p as a function of v , for the same parameters as in panels (b,c).

as confirmed in numerical simulations shown in Fig. 3(d).

Conclusions — In summary, we proposed a complete theory for the electric polarization in 1D NH systems presenting line-gapped spectra, and obtained the associated quantization conditions, which are found to be more than that of Hermitian case. This is essentially related to the possibility of NH systems of having two possible type of energy gaps, that is, real or imaginary. We plan to extend these studies to high-order topological multipole moments [43–51], whose definition in NH systems look feasible by using the same approach presented here. While finalising our paper we were alerted of another article that tackle the same physical problem [52] that has been published a few days ago (in addition to Ref. [36], which was already published very recently). By comparison, we notice that Refs. [52] dealt with NH systems with chiral symmetry only, and Ref. [36] adopted a procedure based on the concept of entanglement occupancy spectrum, as anticipated above.

Here we build a complete theory for NH polarization by extracting a *unitary* Wilson-loop operator from the NH projected position operator, which directly leads to a purely real-valued NH polarization. This approach also allows for an easier analysis of conditions that are necessary for quantized NH polarization in both types of line-gapped systems.

ACKNOWLEDGMENTS

We appreciate fruitful discussions with Dr. K. Kawabata, prof. Z. Wang, prof. S. Longhi, Dr. A. Dauphin

and prof. P. Massignan. J. Hu thanks financial support from the National Natural Science Foundation of China (No. 61805141), J. Hu, F. Cardano and L. Marrucci acknowledge financial support from the European Union Horizon 2020 program, under European Research Council (ERC) Grant No. 694683 (PHOSPhOR).

-
- [1] S. Baroni, P. Giannozzi, and A. Testa, Green's-function approach to linear response in solids, *Physical Review Letters* **58**, 1861 (1987).
 - [2] R. Resta, Theory of the electric polarization in crystals, *Ferroelectrics* **136**, 51 (1992).
 - [3] R. King-Smith and D. Vanderbilt, Theory of polarization of crystalline solids, *Physical Review B* **47**, 1651 (1993).
 - [4] R. Resta, Macroscopic polarization in crystalline dielectrics: the geometric phase approach, *Reviews of Modern Physics* **66**, 899 (1994).
 - [5] R. Resta, Quantum-mechanical position operator in extended systems, *Physical Review Letters* **80**, 1800 (1998).
 - [6] N. Marzari, A. A. Mostofi, J. R. Yates, I. Souza, and D. Vanderbilt, Maximally localized wannier functions: Theory and applications, *Reviews of Modern Physics* **84**, 1419 (2012).
 - [7] J. Zak, Berry's phase for energy bands in solids, *Physical Review Letters* **62**, 2747 (1989).
 - [8] M. V. Berry, Quantal phase factors accompanying adiabatic changes, *Proceedings of the Royal Society of London. A. Mathematical and Physical Sciences* **392**, 45 (1984).
 - [9] D. Xiao, M.-C. Chang, and Q. Niu, Berry phase effects on electronic properties, *Reviews of Modern Physics* **82**, 1959 (2010).
 - [10] W. A. Benalcazar, B. A. Bernevig, and T. L. Hughes, Electric multipole moments, topological multipole moment pumping, and chiral hinge states in crystalline insulators, *Physical Review B* **96**, 245115 (2017).
 - [11] Y. Hatsugai, Chern number and edge states in the integer quantum hall effect, *Physical Review Letters* **71**, 3697 (1993).
 - [12] Z. Wang, Y. Chong, J. D. Joannopoulos, and M. Soljačić, Observation of unidirectional backscattering-immune topological electromagnetic states, *Nature* **461**, 772 (2009).
 - [13] Z. Wang, Y. Chong, J. D. Joannopoulos, and M. Soljačić, Reflection-free one-way edge modes in a gyromagnetic photonic crystal, *Physical Review Letters* **100**, 013905 (2008).
 - [14] C. M. Bender, D. C. Brody, and H. F. Jones, Complex extension of quantum mechanics, *Physical Review Letters* **89**, 270401 (2002).
 - [15] Z. Lin, H. Ramezani, T. Eichelkraut, T. Kottos, H. Cao, and D. N. Christodoulides, Unidirectional invisibility induced by p t-symmetric periodic structures, *Physical Review Letters* **106**, 213901 (2011).
 - [16] A. Regensburger, C. Bersch, M.-A. Miri, G. Onishchukov, D. N. Christodoulides, and U. Peschel, Parity-time synthetic photonic lattices, *Nature* **488**, 167 (2012).
 - [17] B. Peng, Ş. K. Özdemir, F. Lei, F. Monifi, M. Gianfreda, G. L. Long, S. Fan, F. Nori, C. M. Bender, and L. Yang, Parity-time-symmetric whispering-gallery microcavities, *Nature Physics* **10**, 394 (2014).
 - [18] T. Gao, E. Estrecho, K. Bliokh, T. Liew, M. Fraser, S. Brodbeck, M. Kamp, C. Schneider, S. Höfling, Y. Yamamoto, *et al.*, Observation of non-hermitian degeneracies in a chaotic exciton-polariton billiard, *Nature* **526**, 554 (2015).
 - [19] J. Doppler, A. A. Mailybaev, J. Böhm, U. Kuhl, A. Girschik, F. Libisch, T. J. Milburn, P. Rabl, N. Moiseyev, and S. Rotter, Dynamically encircling an exceptional point for asymmetric mode switching, *Nature* **537**, 76 (2016).
 - [20] J. W. Yoon, Y. Choi, C. Hahn, G. Kim, S. H. Song, K.-Y. Yang, J. Y. Lee, Y. Kim, C. S. Lee, J. K. Shin, *et al.*, Time-asymmetric loop around an exceptional point over the full optical communications band, *Nature* **562**, 86 (2018).
 - [21] J. Wiersig, Enhancing the sensitivity of frequency and energy splitting detection by using exceptional points: application to microcavity sensors for single-particle detection, *Physical Review Letters* **112**, 203901 (2014).
 - [22] Z.-P. Liu, J. Zhang, Ş. K. Özdemir, B. Peng, H. Jing, X.-Y. Lü, C.-W. Li, L. Yang, F. Nori, and Y.-x. Liu, Metrology with pt-symmetric cavities: enhanced sensitivity near the pt-phase transition, *Physical Review Letters* **117**, 110802 (2016).
 - [23] H.-K. Lau and A. A. Clerk, Fundamental limits and non-reciprocal approaches in non-hermitian quantum sensing, *Nature Communications* **9**, 1 (2018).
 - [24] S. Yao and Z. Wang, Edge states and topological invariants of non-hermitian systems, *Physical Review Letters* **121**, 086803 (2018).
 - [25] N. Okuma, K. Kawabata, K. Shiozaki, and M. Sato, Topological origin of non-hermitian skin effects, *Physical Review Letters* **124**, 086801 (2020).
 - [26] K. Zhang, Z. Yang, and C. Fang, Correspondence be-

- tween winding numbers and skin modes in non-hermitian systems, *Physical Review Letters* **125**, 126402 (2020).
- [27] Y. Yi and Z. Yang, Non-hermitian skin modes induced by on-site dissipations and chiral tunneling effect, *Physical Review Letters* **125**, 186802 (2020).
- [28] L. Feng, Y.-L. Xu, W. S. Fegadolli, M.-H. Lu, J. E. Oliveira, V. R. Almeida, Y.-F. Chen, and A. Scherer, Experimental demonstration of a unidirectional reflectionless parity-time metamaterial at optical frequencies, *Nature Materials* **12**, 108 (2013).
- [29] B. Zhen, C. W. Hsu, Y. Igarashi, L. Lu, I. Kaminer, A. Pick, S.-L. Chua, J. D. Joannopoulos, and M. Soljačić, Spawning rings of exceptional points out of dirac cones, *Nature* **525**, 354 (2015).
- [30] H. Hodaei, A. U. Hassan, S. Wittek, H. Garcia-Gracia, R. El-Ganainy, D. N. Christodoulides, and M. Khajavikhan, Enhanced sensitivity at higher-order exceptional points, *Nature* **548**, 187 (2017).
- [31] L. Xiao, T. Deng, K. Wang, G. Zhu, Z. Wang, W. Yi, and P. Xue, Non-hermitian bulk–boundary correspondence in quantum dynamics, *Nature Physics* **16**, 761 (2020).
- [32] K. Kawabata, K. Shiozaki, M. Ueda, and M. Sato, Symmetry and topology in non-hermitian physics, *Physical Review X* **9**, 041015 (2019).
- [33] K. Kawabata, S. Higashikawa, Z. Gong, Y. Ashida, and M. Ueda, Topological unification of time-reversal and particle-hole symmetries in non-hermitian physics, *Nature Communications* **10**, 297 (2019).
- [34] Z. Gong, Y. Ashida, K. Kawabata, K. Takasan, S. Higashikawa, and M. Ueda, Topological phases of non-hermitian systems, *Physical Review X* **8**, 031079 (2018).
- [35] E. Lee, H. Lee, and B.-J. Yang, Many-body approach to non-hermitian physics in fermionic systems, *Physical Review B* **101**, 121109 (2020).
- [36] C. Ortega-Taberner, L. Rødland, and M. Hermanns, Polarization and entanglement spectrum in non-hermitian systems, *Physical Review B* **105**, 075103 (2022).
- [37] G. H. Wannier, Dynamics of band electrons in electric and magnetic fields, *Reviews of Modern Physics* **34**, 645 (1962).
- [38] A. P. János K. Ashóth, László Oroszlány, *A Short Course on Topological insulators*, Vol. 919 (Springer, 2016).
- [39] E. V. F. de Aragão, D. Moreno, S. Battaglia, G. L. Bendazzoli, S. Evangelisti, T. Leininger, N. Suaud, and J. Berger, A simple position operator for periodic systems, *Physical Review B* **99**, 205144 (2019).
- [40] A. Alexandradinata, X. Dai, and B. A. Bernevig, Wilson-loop characterization of inversion-symmetric topological insulators, *Physical Review B* **89**, 155114 (2014).
- [41] S. Lieu, Topological phases in the non-hermitian su-schrieffer-heeger model, *Physical Review B* **97**, 045106 (2018).
- [42] I. Souza, N. Marzari, and D. Vanderbilt, Maximally localized wannier functions for entangled energy bands, *Physical Review B* **65**, 035109 (2001).
- [43] W. A. Benalcazar, B. A. Bernevig, and T. L. Hughes, Quantized electric multipole insulators, *Science* **357**, 61 (2017).
- [44] B. Bradlyn, L. Elcoro, J. Cano, M. Vergniory, Z. Wang, C. Felser, M. I. Aroyo, and B. A. Bernevig, Topological quantum chemistry, *Nature* **547**, 298 (2017).
- [45] F. Schindler, A. M. Cook, M. G. Vergniory, Z. Wang, S. S. Parkin, B. A. Bernevig, and T. Neupert, Higher-order topological insulators, *Science Advances* **4**, eaat0346 (2018).
- [46] S. Imhof, C. Berger, F. Bayer, J. Brehm, L. W. Molenkamp, T. Kiessling, F. Schindler, C. H. Lee, M. Greiter, T. Neupert, *et al.*, Topoelectrical-circuit realization of topological corner modes, *Nature Physics* **14**, 925 (2018).
- [47] M. Serra-Garcia, V. Peri, R. Süssstrunk, O. R. Bilal, T. Larsen, L. G. Villanueva, and S. D. Huber, Observation of a phononic quadrupole topological insulator, *Nature* **555**, 342 (2018).
- [48] C. W. Peterson, W. A. Benalcazar, T. L. Hughes, and G. Bahl, A quantized microwave quadrupole insulator with topologically protected corner states, *Nature* **555**, 346 (2018).
- [49] H. Xue, Y. Yang, F. Gao, Y. Chong, and B. Zhang, Acoustic higher-order topological insulator on a kagome lattice, *Nature Materials* **18**, 108 (2019).
- [50] Y. Wang, B.-Y. Xie, Y.-H. Lu, Y.-J. Chang, H.-F. Wang, J. Gao, Z.-Q. Jiao, Z. Feng, X.-Y. Xu, F. Mei, *et al.*, Quantum superposition demonstrated higher-order topological bound states in the continuum, *Light: Science & Applications* **10**, 173 (2021).
- [51] L. Luo, H.-X. Wang, Z.-K. Lin, B. Jiang, Y. Wu, F. Li, and J.-H. Jiang, Observation of a phononic higher-order weyl semimetal, *Nature Materials* **20**, 794 (2021).
- [52] S. Masuda and M. Nakamura, Relationship between the Electronic Polarization and the Winding Number in Non-Hermitian Systems, *Journal of the Physical Society of Japan* **91**, 043701 (2022).

Supplementary Materials for ‘Electric polarization and its quantization in one-dimensional non-Hermitian chains’

Jinbing Hu,^{1,2,*} Carmine Antonio Perroni,^{2,†} Giulio De Filippis,²
Songlin Zhuang,¹ Lorenzo Marrucci,² and Filippo Cardano²

¹*College of Optical-Electrical Information and Computer Engineering,*

University of Shanghai for Science and Technology, Shanghai 200093, China.

²*Dipartimento di Fisica “Ettore Pancini”, Università degli Studi di Napoli Federico II,
Complesso Universitario di Monte Sant’Angelo, Via Cintia, 80126 Napoli, Italy.*

I. UNITARY POSITION OPERATOR

Consider a 1D non-Hermitian crystalline system composed of N unit cells, each made of N_{orb} orbitals, the dipole moment density per unit length is

$$p = \frac{1}{Na} \left(\sum_{j=1}^N \sum_{\alpha=1}^{N_{orb}} q_{j,\alpha} X_{j,\alpha} + \sum_{j=1}^N \sum_{\alpha=1}^{N_{orb}} -e x_{j,\alpha} \right), \quad (S1)$$

where $X_{j,\alpha}$ are the positions of positive charges $q_{j,\alpha}$, $x_{j,\alpha}$ are the electronic positions, e is the electron charge and a is the unit cell length, which will be set $a = 1$ for simplicity unless otherwise specified. The bulk polarization of large crystalline insulator can be equivalently obtained by imposing to the insulator periodic boundary condition (PBC), then performing thermodynamic limit $N \rightarrow \infty$. In fact, the contributions of positive charges to the dipole moment can be cancelled out by choosing the center of positive charges (i.e., the atomic nuclei) as the origin of coordinate frame [1], then, the polarization depends only on the positions of electrons. Under PBC, however, the electronic position operator $\hat{x} = \sum_{j=1}^N \sum_{\alpha=1}^{N_{orb}} x_{j,\alpha}$ is not a legitimate operator as it does not respect PBC. To overcome this issue, the unitary position operator $\hat{x}_e = \exp(-i2\pi\hat{x}/N)$ can be defined [1, 2], i.e.,

$$\hat{x}_e = \sum_{j=1}^N \sum_{\alpha=1}^{N_{orb}} c_{j,\alpha}^\dagger |0\rangle^{-i\Delta k(j+x_\alpha)} \langle 0| c_{j,\alpha}, \quad (S2)$$

where $c_{j,\alpha}^\dagger(c_{j,\alpha})$ is the creation (annihilation) operator at α -orbital of j -th cell, $|0\rangle$ is the state of electron, $\Delta k = 2\pi/N$, and x_α is the position of orbital α with respect to the center of positive charge within the unit cell. Using the following discrete Fourier transformation [1]

$$c_{j,\alpha} = \frac{1}{\sqrt{N}} \sum_k e^{-ik(j+x_\alpha)} c_{k,\alpha}, \quad (S3)$$

where $k \in \Delta k \cdot (0, 1, \dots, N-1)$, one has

$$\begin{aligned} \hat{x}_e &= \sum_{\alpha=1}^{N_{orb}} \sum_{k,k'} \frac{1}{N} \sum_{j=1}^N e^{i(k'-k-\Delta k)(j+x_\alpha)} c_{k',\alpha}^\dagger |0\rangle \langle 0| c_{k,\alpha} \\ &= \sum_{k,\alpha} c_{k+\Delta k,\alpha}^\dagger |0\rangle \langle 0| c_{k,\alpha}. \end{aligned} \quad (S4)$$

Here the following identity $\frac{1}{N} \sum_{j=1}^N e^{i(k'-k-\Delta k)(j+x_\alpha)} = \delta_{k',k+\Delta k}$ is used.

* hujinbing@usst.edu.cn

† carmine.perroni@unina.it

II. NON-HERMITIAN PROJECTED POSITION OPERATOR

Regarding above 1D non-Hermitian model, without considering the interaction between electrons, the second-quantized Hamiltonian can be written as [3]

$$H = \sum_k c_{k,\alpha}^\dagger [h_k]^{\alpha\beta} c_{k,\beta}, \quad (\text{S5})$$

where $\alpha, \beta \in 1, 2, \dots, N_{orb}$ and summation is implied over repeated orbital indices. In the presence of PBC, there is the following relation

$$c_{k+Q,\alpha} = e^{iQx_\alpha} c_{k,\alpha}, \quad (\text{S6})$$

where Q is a reciprocal lattice vector. Due to the non-Hermiticity of Hamiltonian, the right and left eigenvectors of k -space Hamiltonian satisfy the following eigenvalue equations

$$h_k |u_{n,k}^R\rangle = E_{n,k} |u_{n,k}^R\rangle, \quad h_k^\dagger |u_{n,k}^L\rangle = E_{n,k}^* |u_{n,k}^L\rangle, \quad (\text{S7})$$

respectively. According to biorthogonal quantum mechanics [4], if the eigenvalues are linearly independent, the right and left eigenvectors satisfy the biorthogonal relation: $\langle u_{m,k}^L | u_{n,k}^R \rangle = 0 (m \neq n)$, and form a complete set of basis. Note that the inner product of right and left eigenvectors $\langle u_{n,k}^L | u_{n,k}^R \rangle$ is normally not unit. Therefore, the k -space Hamiltonian can be diagonalized as

$$[h_k]^{\alpha\beta} = \sum_n \frac{[u_{n,k}^R]^\alpha E_{n,k} [u_{n,k}^L]^\beta}{\langle u_{n,k}^L | u_{n,k}^R \rangle}, \quad (\text{S8})$$

where $[u_{n,k}^{R/L}]^\alpha$ is the α -th component of the state $|u_{n,k}^{R/L}\rangle$. Due to the periodicity Eq. S6, the k -space Hamiltonian h_k obeys

$$h_{k+Q} = V^{-1}(Q) h_k V(Q), \quad (\text{S9})$$

with

$$[V(Q)]^{\alpha\beta} = e^{-iQx_\alpha} \delta_{\alpha\beta}, \quad (\text{S10})$$

and

$$[u_{n,k+Q}^{L/R}] = [V^{-1}(Q)]^{\alpha\beta} [u_{n,k}^{L/R}]^\beta. \quad (\text{S11})$$

Substitute Eq. S8 into Eq. S5, we have

$$H = \sum_{n,k} \gamma_{n,k}^R E_{n,k} \gamma_{n,k}^L, \quad (\text{S12})$$

With

$$\gamma_{n,k}^R = \frac{\sum_\alpha c_{k,\alpha}^\dagger [u_{n,k}^R]^\alpha}{\sqrt{\langle u_{n,k}^L | u_{n,k}^R \rangle}}, \quad (\text{S13})$$

$$\gamma_{n,k}^L = \frac{\sum_\alpha [u_{n,k}^L]^\alpha c_{k,\alpha}}{\sqrt{\langle u_{n,k}^L | u_{n,k}^R \rangle}}. \quad (\text{S14})$$

Generally, the physical observable operator can be represented in terms of the eigenvectors of Hamiltonian. However, due to the uncertainty of the eigenvector phase, we here prefer to work with the projection operator, which is defined by

$$P = \sum_{n=1}^{N_{orb}} \sum_k \gamma_{n,k}^R |0\rangle \langle 0| \gamma_{n,k}^L. \quad (\text{S15})$$

Since the bulk polarization is only related to bands that are lower than line gap, we project the position operator \hat{x}_e [Eq. S4] into the subspace of 'occupied' bands, i.e.,

$$\begin{aligned} P^{occ} \hat{x}_e P^{occ} &= \sum_{n,k} \sum_{n',k'} \gamma_{n,k+\Delta k}^R |0\rangle \langle 0| \gamma_{n,k+\Delta k}^L \left(\sum_{q,\alpha} c_{q+\Delta q,\alpha}^\dagger |0\rangle \langle 0| c_{q,\alpha} \right) \gamma_{n',k'}^R |0\rangle \langle 0| \gamma_{n',k'}^L, \\ &= \sum_{n,m=1}^{N_{orb}} \sum_k \gamma_{m,k+\Delta k}^R |0\rangle [G_k]^{mn} \langle 0| \gamma_{n,k}^L, \end{aligned} \quad (S16)$$

with the core matrix

$$[G_k]^{mn} = \frac{\langle u_{m,k+\Delta k}^L | u_{n,k}^R \rangle}{\sqrt{\langle u_{m,k+\Delta k}^L | u_{m,k+\Delta k}^R \rangle \langle u_{n,k}^L | u_{n,k}^R \rangle}}. \quad (S17)$$

Here, N_{occ} is the number of bands lower than line gap, which is enabled for non-Hermitian systems featured with line gap (see main text). In the derivation, we have used $\langle 0| \gamma_{n,k}^L c_{q,\alpha}^\dagger |0\rangle = \frac{[u_{n,k}^L]^\alpha \delta_{k,q}}{\sqrt{\langle u_{n,k}^L | u_{n,k}^R \rangle}}$ and $\langle 0| c_{q,\alpha} \gamma_{n,k}^R |0\rangle = \frac{[u_{n,k}^R]^\alpha \delta_{k,q}}{\sqrt{\langle u_{n,k}^L | u_{n,k}^R \rangle}}$.

III. THE CORE MATRIX G

The feature of projected position operator is closely related to the property of core matrix G. In Hermitian case, the core matrix G is unitary, then the eigenvalues of the projected position operator represent the positions of occupied-band electrons, i.e., wanner centers. This is also true for non-Hermitian insulator if the core matrix G of non-Hermitian projected position operator Eq. S15 is unitary. Therefore, what we need to do is to prove the Hermiticity of core matrix G. To show this, we expand the bra-vector $\langle u_{m,k+\Delta k}^L |$ and ket-vector $|u_{m,k+\Delta k}^R\rangle$.

$$\langle u_{m,k+\Delta k}^L | = \langle u_{m,k}^L | + \Delta k \cdot \partial_k \langle u_{m,k}^L | + \dots, \quad (S18)$$

$$|u_{m,k+\Delta k}^R\rangle = |u_{m,k}^R\rangle + \Delta k \cdot \partial_k |u_{m,k}^R\rangle + \dots \quad (S19)$$

Noting the biorthogonal relation of right and left eigenvectors, we have

$$\langle \partial_k u_{m,k}^L | u_{n,k}^R \rangle = -\langle u_{m,k}^L | \partial_k u_{n,k}^R \rangle. \quad (S20)$$

Substitute Eq. S18, Eq. S19 and Eq. S20 into Eq. S17 and keep only terms linear in Δk ,

$$\langle u_{m,k+\Delta k}^L | u_{m,k+\Delta k}^R \rangle = \langle u_{m,k}^L | u_{m,k}^R \rangle + \Delta k \cdot \langle \partial_k u_{m,k}^L | u_{m,k}^R \rangle + \Delta k \cdot \langle u_{m,k}^L | \partial_k u_{m,k}^R \rangle, \quad (S21)$$

$$\langle u_{m,k+\Delta k}^L | u_{n,k}^R \rangle = \langle u_{m,k}^L | u_{n,k}^R \rangle - \Delta k \cdot \langle u_{m,k}^L | \partial_k u_{n,k}^R \rangle. \quad (S22)$$

The last two terms of Eq. S21 cancel out, so the element of core matrix G reads

$$[G_k]^{mn} = \frac{\langle u_{m,k}^L | u_{n,k}^R \rangle - \Delta k \cdot \langle u_{m,k}^L | \partial_k u_{n,k}^R \rangle}{\sqrt{\langle u_{m,k}^L | u_{m,k}^R \rangle \langle u_{n,k}^L | u_{n,k}^R \rangle}}, \quad (S23)$$

which is obviously unitary in thermodynamic limit $N \rightarrow \infty$, i.e., $\Delta k \rightarrow 0$. Namely, the core matrix G is biorthogonally unitary. Here, by biorthogonally, we mean that the core matrix G is constructed in terms of biorthogonal right and left eigenvectors.

IV. THE WILSON LOOP OPERATOR

Theoretically, by substituting Eq. S23 into the projected position operator Eq. S16 and expanding this operator, one can obtain the electronic positions for occupied bands by solving the eigenequation of projected position operator

$$(P^{occ} \hat{x}_e P^{occ}) |\Psi^j\rangle = \varepsilon^j |\Psi^j\rangle. \quad (S24)$$

This is the case for thermodynamic limit $N \rightarrow \infty$, which, however, is not applicable for the case of finite unit cell. To get the eigenvalues of Eq. S24 for finite N , we construct the replacing matrix F_k by means of the singular value decomposition [5] of G_k , i.e., decomposing $G=MDV$ and defining

$$F = MV, \quad (\text{S25})$$

which is equivalent to G in thermodynamic limit. Using Eq. S25 in Eq. S24, we have

$$\begin{bmatrix} 0 & 0 & 0 & \cdots & F_{k_N} \\ F_{k_1} & 0 & 0 & \cdots & 0 \\ 0 & F_{k_2} & 0 & \cdots & 0 \\ \vdots & \vdots & \vdots & \ddots & \vdots \\ 0 & 0 & 0 & \cdots & 0 \end{bmatrix} \begin{bmatrix} \nu_{k_1} \\ \nu_{k_2} \\ \nu_{k_3} \\ \vdots \\ \nu_{k_N} \end{bmatrix}^j = \varepsilon^j \begin{bmatrix} \nu_{k_1} \\ \nu_{k_2} \\ \nu_{k_3} \\ \vdots \\ \nu_{k_N} \end{bmatrix}^j, \quad (\text{S26})$$

where $k_1 = 0, k_2 = \Delta k, \dots, k_N = (N-1) \cdot \Delta k$, and $j \in (1, 2, \dots, N_{occ})$. By applying above equation repeatedly, one can get the following relation

$$W_{k_f \leftarrow k_i} |\nu_{k_i}^j\rangle = (\varepsilon^j)^{(k_f - k_i)/\Delta k} |\nu_{k_i}^j\rangle, \quad (\text{S27})$$

where we used the bra-ket notation $|\nu_{k_i}^j\rangle$ for the vector formed by the collection of values $[\nu_{k_i}^j]^n$ for $n \in 1, 2, \dots, N_{occ}$. Comparing Eq. S27 and Eq. S26, we define the discrete Wilson line as

$$W_{k_f \leftarrow k_i} = F_{k_f - \Delta k} \cdot F_{k_f - 2\Delta k} \cdots F_{k_i + \Delta k} \cdot F_{k_i}. \quad (\text{S28})$$

We can see that even for finite cells the Wilson line is unitary, this is essential to extract real-valued Wannier centers[1, 3]. For Wilson loop, i.e., a Wilson line that goes across the entire Brillouin zone, one can get the eigenvalue problem

$$W_{k+2\pi \leftarrow k} |\nu_k^j\rangle = (\varepsilon^j)^N |\nu_k^j\rangle, \quad (\text{S29})$$

where k is the starting point of Wilson loop. Note that though the eigenvectors of Wilson loop depend on the starting point, the eigenvalues do not. Since the Wilson loop operator is unitary, then, the eigenvalues are just phases; therefore, Eq. S29 can be rewritten as

$$W_{k+2\pi \leftarrow k} |\nu_k^j\rangle = e^{i2\pi\nu^j} |\nu_k^j\rangle, \quad (\text{S30})$$

By solving Eq. S30 one can obtain the electronic positions ν^j , i.e., *Wannier centers*, based on which the electric polarization can be formulated.

V. POLARIZATION AND COMPLEX BERRY PHASE

It has been shown that the bulk polarization is a manifestation of the Berry phase of wave functions[2, 6]. For instance, in Hermitian insulators the bulk polarization is proportional to Berry phase that the subspace of occupied bands accumulates as it is parallel transported around the Brillouin zone (BZ) [6, 7]. Topologically, the Berry phase is a geometric phase of Hilbert space constructed by complete eigenvectors. As mentioned above since the right or left eigenvectors of non-Hermitian Hamiltonian considered is complete, then, a complete Hilbert space can also be built in terms of right and left eigenvectors [8]. Parallel transporting the subspace of occupied bands across BZ one cycle also accumulates $2n\pi$ (n is integer). To demonstrate this relation, we consider the original definition of Wilson loop

$$W_{k+2\pi \leftarrow k} = G_{k+2\pi - \Delta k} \cdot G_{k+2\pi - 2\Delta k} \cdots G_{k+\Delta k} \cdot G_k. \quad (\text{S31})$$

Substitute Eq. S23 into above equation Eq. S31 and if we define the complex Berry connection [9] of non-Hermitian system as

$$[A_k]^{mn} = -i \frac{\langle u_{m,k}^L | \partial_k u_{n,k}^R \rangle}{\sqrt{\langle u_{m,k}^L | u_{m,k}^R \rangle \langle u_{n,k}^L | u_{n,k}^R \rangle}}, \quad (\text{S32})$$

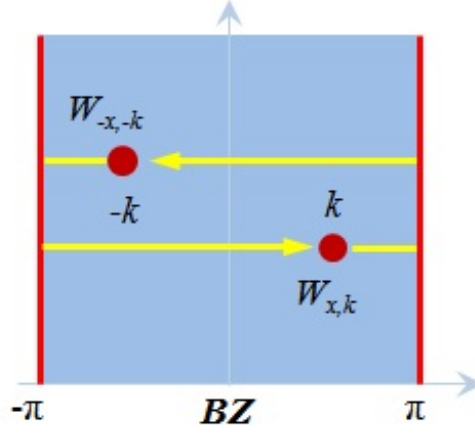


FIG. S1. The schematic for the definition of Wilson loop. Since $W_{x,k}$ and $W_{-x,k}$ are along opposite directions, there is such a relation: $W_{-x,k} = W_{x,k}^\dagger$. Note that the eigenvalues of Wilson loop operator depends not on the base point k .

then, we can obtain the Wilson loop in thermodynamic limit

$$W_{k+2\pi \leftarrow k} = \exp(-i \int_k^{k+2\pi} A_k dk). \quad (\text{S33})$$

Since the Wannier centers are the phases of the eigenvalues of the Wilson loop [1], the bulk polarization of non-Hermitian insulator can be alternatively written as

$$\begin{aligned} p &= -\frac{i}{2\pi} \log \det \left[e^{-i \int_k^{k+2\pi} A_k dk} \right] \\ &= -\frac{1}{2\pi} \oint_{BZ} \text{Tr}[A_k] dk, \quad \text{mod } 1, \end{aligned} \quad (\text{S34})$$

which is similar to the well-known expression for the polarization in the modern theory of polarization[1, 2, 6]. That is, the bulk polarization of non-Hermitian insulators is the manifestation of complex Berry phase [9] of complete biorthogonal Hilbert space.

VI. THE CONSTRAINT OF SYMMETRY TO WILSON-LOOP OPERATOR

From above Sec. III, we know that the Wilson loop operator is biorthogonally unitary and its eigenvalues still represent the Wannier centers, i.e., the relative displacement of electron charge center with respect to the atomic center. Thus, we can determine the quantization of 1D non-Hermitian polarization imposed by a specific symmetry by analyzing the restriction of the specific symmetry to Wilson-loop operator. Before proceeding, we first define the notation of Wilson-loop operator. We denote the Wilson-loop operator with base point k that progresses towards larger value until reaching $k + 2\pi$ as

$$W_{x,k} \equiv G_{k+N\Delta k} \cdot G_{k+(N-1)\Delta k} \cdots G_{k+\Delta k} \cdot G_k. \quad (\text{S35})$$

Similarly, we denote the Wilson-loop operator with base point k advancing towards smaller value until reaching $k - 2\pi$ as

$$W_{-x,k} \equiv G_{k-N\Delta k} \cdot G_{k-(N-1)\Delta k} \cdots G_{k-\Delta k} \cdot G_k. \quad (\text{S36})$$

In addition, these Wilson-loop operators obey [Fig. S1]

$$W_{-x,k} = W_{x,k}^\dagger. \quad (\text{S37})$$

Here, we would like to stress that the element of Wilson-loop operator has the form

$$W_k^{mn} \equiv \langle U_m^L(k) | U_n^R(k) \rangle, \quad (\text{S38})$$

with $|U_m^i(k)\rangle = |u_m^i(k)\rangle / \sqrt{\langle u_m^L(k)|u_m^R(k)\rangle}$ ($i = R, L$), which is subject to the completeness condition

$$\sum_n |U_n^R(k)\rangle \langle U_n^L(k)| = \sum_n |U_n^L(k)\rangle \langle U_n^R(k)| = 1. \quad (\text{S39})$$

For convenience, we will omit the summation symbol in the following.

In non-Hermitian physics, internal symmetries ramify due to the distinction of complex conjugation and transposition [10]. The conventional time-reversal symmetry (TRS) is divided into two kinds; one is normal TRS defined in terms of complex conjugation, i.e., $Th^*(k)T^{-1} = h(-k)$, the other is anomalous TRS (TRS[†]) defined in terms of transposition, i.e., $\tilde{T}h^t(k)\tilde{T}^{-1} = h(-k)$. Similarly, chiral symmetry (CS) is ramified into normal CS, satisfying $\Gamma h^\dagger(k)\Gamma^{-1} = -h(k)$ and anomalous CS (CS[†]) defined as $Sh(k)S = -h(k)$, particle-hole symmetry (PHS) is split into normal PHS, satisfying $Ch^t(k)C^{-1} = -h(-k)$ and anomalous PHS (PHS[†]) defined as $\tilde{C}h^*(k)\tilde{C}^{-1} = -h(-k)$. In addition, there is another basic symmetry, inversion symmetry I (IS). Therefore, there are seven basic symmetries in total. Note that all above symmetry operators are unitary. In what follows, we analyze the restriction imposed by seven basic symmetries to the Wilson-loop operator.

A. Chiral symmetry

A non-Hermitian insulator with chiral symmetry obeys[10]

$$\Gamma h^\dagger(k)\Gamma^{-1} = -h(k), \quad (\text{S40})$$

where Γ is the unitary chiral operator, satisfying $\Gamma^2 = 1$. By means of Eq. S40, we can get

$$h^\dagger(k)\Gamma|U_n^R(k)\rangle = -E_n(k)\Gamma|U_n^R(k)\rangle, \quad (\text{S41})$$

which implies that $\Gamma|U_n^R(k)\rangle$ is a left eigenstate with corresponding energy $-E_n(k)$. Since $h(k)$ has a complete basis, therefore, one can expand $\Gamma|U_n^R(k)\rangle$ in terms of the basis of $h(k)$:

$$\Gamma|U_n^R(k)\rangle = |U_m^L(k)\rangle \langle U_m^R(k)|\Gamma|U_n^R(k)\rangle = |U_m^L(k)\rangle B_{\Gamma,k}^{mn}, \quad (\text{S42})$$

with $B_{\Gamma,k}^{mn} = \langle U_m^R(k)|\Gamma|U_n^R(k)\rangle$, and summation over repeated band indices has been implied. Since $\Gamma|U_n^R(k)\rangle$ is a left eigenstate with corresponding energy $-E_n(k)$, then, $B_{\Gamma,k}^{mn}$ connects the states at k point on opposite sides of the energy gap, i.e., $E_n(k) = -E_m(k)$. Here, we can always, at least locally, choose a gauge of the biorthogonal basis such that $B_{\Gamma,k}^{mn}$ is a unitary matrix independent of k [10]. On the basis of Eq. S42, we can get

$$|U_n^R(k)\rangle = \Gamma^\dagger |U_m^L(k)\rangle B_{\Gamma,k}^{mn}, \quad (\text{S43})$$

and

$$\langle U_n^L(k)| = B_{\Gamma,k}^{\dagger nm} \langle U_m^R(k)|\Gamma. \quad (\text{S44})$$

Using Eqs. S43 and S44 the element of a Wilson line from k_1 to k_2 reads

$$\begin{aligned} W_{k_2 \leftarrow k_1}^{mn} &= \langle U_m^L(k_2)|U_n^R(k_1)\rangle \\ &= B_{\Gamma,k_2}^{\dagger ms} \langle U_s^R(k_2)|\Gamma\Gamma^\dagger|U_r^L(k_1)\rangle B_{\Gamma,k_1}^{rn} \\ &= B_{\Gamma,k_2}^{\dagger ms} W_{k_2 \leftarrow k_1}^{sr} B_{\Gamma,k_1}^{rn}. \end{aligned} \quad (\text{S45})$$

Since $B_{\Gamma,k}^{mn}$ connects the states at k point on opposite sides of the energy gap, Eq. S45 represents the connection of Wilson lines between occupied and unoccupied bands. In particular, for a Wilson loop at base point k we have

$$W_k^{unocc} = B_{\Gamma,k}^\dagger W_k^{occ} B_{\Gamma,k}, \quad (\text{S46})$$

where occ (unocc) stands for Wilson loop over occupied (unoccupied) bands. Equation S46 means that the Wannier centers from the occupied bands are equal to those from the unoccupied bands. Note that the Hilbert space over all bands, including occupied and unoccupied bands, is topologically trivial, thus, the bulk polarization from both occupied and unoccupied bands is necessarily trivial[1]. Therefore, the polarization is quantized to be either 0 or 1/2 in the presence of chiral symmetry.

B. Anomalous chiral symmetry

A non-Hermitian insulator with anomalous chiral symmetry obeys[10]

$$Sh(k)S^{-1} = -h(k), \quad (\text{S47})$$

where S is the unitary chiral operator, satisfying $S^2 = 1$. By means of Eq. S47, we can get

$$h(k)S|U_n^R(k)\rangle = -E_n(k)S|U_n^R(k)\rangle, \quad (\text{S48})$$

implying that if $|U_n^R(k)\rangle$ is a eigenstate of occupied bands with corresponding eigenenergy $E_n(k)$, then, $S|U_n^R(k)\rangle$ must be a eigenstate of unoccupied bands with corresponding energy $-E_n(k)$. Same as before, one can expand $S|U_n^R(k)\rangle$ in terms of the basis of $h(k)$:

$$S|U_n^R(k)\rangle = |U_m^L(k)\rangle\langle U_m^R(k)|S|U_n^R(k)\rangle = |U_m^L(k)\rangle B_{S,k}^{mn}, \quad (\text{S49})$$

with $B_{S,k}^{mn} = \langle U_m^R(k)|S|U_n^R(k)\rangle$ that connects the states at k point on opposite sides of the energy gap, i.e., $E_n(k) = -E_m(k)$. The following procedure is similar as that of chiral symmetry. At last, we can reach the following relation of Wilson loops between occupied and unoccupied bands

$$W_k^{unocc} = B_{S,k}^\dagger W_k^{occ} B_{S,k}. \quad (\text{S50})$$

Same as the case of chiral symmetry, Eq. S50 implies that the non-Hermitian polarization is restricted to be either 0 or 1/2 in the presence of anomalous chiral symmetry.

C. Inversion symmetry

A non-Hermitian insulator with inversion symmetry obeys[10]

$$Ih(k)I^{-1} = h(-k), \quad (\text{S51})$$

where I is the unitary inversion operator, satisfying $II^\dagger = I^\dagger I = 1$. The state $I|U_n^R(k)\rangle$ is an eigenstate of $h(-k)$ with energy as can be shown as follows:

$$h(-k)I|U_n^R(k)\rangle = E_n(k)I|U_n^R(k)\rangle, \quad (\text{S52})$$

Since the eigenstates of $h(-k)$ form a complete basis, one can expand $I|U_n^R(k)\rangle$ in terms of the basis of $h(-k)$:

$$I|U_n^R(k)\rangle = |U_m^R(-k)\rangle\langle U_m^L(-k)|I|U_n^R(k)\rangle = |U_m^R(-k)\rangle B_{I,k}^{mn}, \quad (\text{S53})$$

with $B_{I,k}^{mn} = \langle U_m^L(-k)|I|U_n^R(k)\rangle$. On the basis of Eq. S53 we can get

$$|U_n^R(k)\rangle = I^\dagger|U_m^R(-k)\rangle B_{I,k}^{mn}, \quad (\text{S54})$$

and

$$\langle U_n^L(k)| = B_{I,k}^{\dagger mn} \langle U_m^L(-k)|I, \quad (\text{S55})$$

Therefore, an element of a Wilson line from k_1 to k_2 reads

$$\begin{aligned} W_{k_2 \leftarrow k_1}^{mn} &= \langle U_m^L(k_2)|U_n^R(k_1)\rangle \\ &= B_{I,k_2}^{\dagger ms} \langle U_s^L(-k_2)|II^\dagger|U_r^R(-k_1)\rangle B_{I,k_1}^{rn} \\ &= B_{I,k_2}^{\dagger ms} W_{-k_2 \leftarrow -k_1}^{sr} B_{I,k_1}^{rn}. \end{aligned} \quad (\text{S56})$$

In particular, for a Wilson loop with base point k we have

$$W_{x,k} = B_{I,k}^\dagger W_{x,-k}^\dagger B_{I,k}, \quad (\text{S57})$$

in which we have used Eq. S37. Since the eigenvalues of Wilson-loop operator is independent of base point, Eq. S57 implies that the set of Wilson-loop eigenvalues have to be equal to its complex conjugate. Consequently, the polarization of 1D non-Hermitian insulator is quantized to be either 0 or 1/2 by inversion symmetry.

D. Time-reversal symmetry

A non-Hermitian insulator respecting time-reversal symmetry has[10]

$$Th^*(k)T^{-1} = h(-k), \quad (\text{S58})$$

where T is the unitary time-reversal operator, satisfying $TT^\dagger = T^\dagger T = 1$. Perform Hermitian conjugation to both sides of Eq. S58, we can get

$$h^\dagger(-k) = Th^t(k)T^{-1}, \quad (\text{S59})$$

where the superscript t denotes transposition. By means of Eq. S59, it is straightforward to show that $\langle U_n^R(k)|T^{-1}$ gives a left eigenstate with eigenenergy $E_n(k)$. Similar as before, we can expand $\langle U_n^R(k)|T^{-1}$ in terms of the basis of $h(-k)$:

$$\langle U_n^R(k)|T^{-1} = \langle U_n^R(k)|T^{-1}|U_m^R(-k)\rangle \langle U_m^L(-k)| = B_{T,k}^{nm} \langle U_m^L(-k)|, \quad (\text{S60})$$

with $B_{T,k}^{nm} = \langle U_n^R(k)|T^{-1}|U_m^R(-k)\rangle$. On the basis of Eq. S60 we can get

$$\langle U_n^R(k)| = B_{T,k}^{nm} \langle U_m^L(-k)|T, \quad (\text{S61})$$

and

$$|U_n^L(k)\rangle = T^\dagger |U_m^R(-k)\rangle B_{T,k}^{\dagger mn}, \quad (\text{S62})$$

Using Eqs. S61 and S62, the element of a Wilson line from k_1 to k_2 is equal to

$$\begin{aligned} W_{k_2 \leftarrow k_1}^{mn} &= \langle U_m^R(k_2)|U_n^L(k_1)\rangle \\ &= B_{T,k}^{ms} \langle U_s^L(-k_2)|TT^\dagger|U_r^R(-k_1)\rangle B_{T,k}^{\dagger rn} \\ &= B_{T,k}^{ms} W_{-k_2 \leftarrow -k_1}^{sr} B_{T,k}^{\dagger rn}. \end{aligned} \quad (\text{S63})$$

In particular, for a Wilson loop with base point k we have

$$W_{x,k} = B_{T,k} W_{x,-k}^\dagger B_{T,k}^\dagger, \quad (\text{S64})$$

Similarly, Eq. S64 implies that the set of Wilson-loop eigenvalues have to be equal to its complex conjugate. Consequently, the polarization of 1D non-Hermitian insulator is quantized to be either 0 or 1/2 by time-reversal symmetry. However, one critical attention should be paid, that is, above conclusion only applies to time-reversal symmetry with $T^*T = 1$, because for $T^*T = -1$ the sewing matrix is zero[10]. The reason is as follow. According to the unitary feature of time-reversal operator, we have

$$TT^\dagger = 1 \rightarrow T^*T^t = 1, \quad (\text{S65})$$

Considering $T^*T = -1$, we can get $T^*T^t = -T^*T$, from which $T^t = -T$. Due to this equality, we also have

$$\langle U_m^R(-k)|T^{-1}|U_n^R(k)\rangle = \langle U_m^R(-k)|T^{t-1}|U_n^R(k)\rangle = -\langle U_m^R(-k)|T^{-1}|U_n^R(k)\rangle, \quad (\text{S66})$$

which leads to $\langle U_m^R(-k)|T^{-1}|U_n^R(k)\rangle = 0$.

E. Anomalous time-reversal symmetry

A non-Hermitian insulator respecting anomalous time-reversal symmetry obeys[10]

$$\tilde{T}h^t(k)\tilde{T}^{-1} = h(-k), \quad (\text{S67})$$

where \tilde{T} is the unitary anomalous time-reversal operator, satisfying $\tilde{T}\tilde{T}^\dagger = \tilde{T}^\dagger\tilde{T} = 1$. Perform Hermitian conjugation to both sides of Eq. S67, we can get

$$h^\dagger(-k) = \tilde{T}h^*(k)\tilde{T}^{-1}, \quad (\text{S68})$$

which leads to

$$h^\dagger(k)\tilde{T}|U_n^{R*}(-k)\rangle = \tilde{T}h^*(-k)|U_n^{R*}(-k)\rangle = E_n^*(-k)\tilde{T}|U_n^{R*}(-k)\rangle. \quad (\text{S69})$$

Equation S69 implies that $\tilde{T}|U_n^{R*}(-k)\rangle$ gives a left eigenstate with corresponding eigenenergy $E_n^*(-k)$, which can be expanded in terms of the basis of $h(k)$:

$$\tilde{T}|U_n^{R*}(-k)\rangle = |U_m^L(k)\rangle\langle U_m^R(k)|\tilde{T}|U_n^{R*}(-k)\rangle = |U_m^L(k)\rangle B_{\tilde{T},k}^{mn}, \quad (\text{S70})$$

with $B_{\tilde{T},k}^{mn} = \langle U_m^R(k)|\tilde{T}|U_n^{R*}(-k)\rangle$. On the basis of Eq. S70 we can get

$$|U_n^L(k)\rangle = \tilde{T}|U_m^{R*}(-k)\rangle B_{\tilde{T},k}^{\dagger mn}, \quad (\text{S71})$$

and

$$\langle U_m^R(k)| = B_{\tilde{T},k}^{mn}\langle U_n^{L*}(-k)|\tilde{T}^\dagger, \quad (\text{S72})$$

On the basis of Eqs. S71 and S72, the element of a Wilson line from k_1 to k_2 reads

$$\begin{aligned} W_{k_2 \leftarrow k_1}^{mn} &= \langle U_m^R(k_2)|U_n^L(k_1)\rangle \\ &= B_{\tilde{T},k_2}^{ms}\langle U_s^{L*}(-k_2)|\tilde{T}^\dagger\tilde{T}|U_r^{R*}(-k_1)\rangle B_{\tilde{T},k_1}^{\dagger rn} \\ &= B_{\tilde{T},k_2}^{ms}W_{-k_2 \leftarrow -k_1}^{sr}B_{\tilde{T},k_1}^{\dagger rn}. \end{aligned} \quad (\text{S73})$$

In particular, for a Wilson loop with base point k we have

$$W_{x,k} = B_{\tilde{T},k}W_{x,-k}B_{\tilde{T},k}^\dagger, \quad (\text{S74})$$

in which we have used Eq. S37. Since the eigenvalues of Wilson-loop operator is independent of base point, Eq. S74 obviously shows that anomalous time-reversal symmetry impose no constraint to the polarization of 1D non-Hermitian insulator, which is much distinct with the case of time-reversal symmetry.

F. Particle-hole symmetry

A non-Hermitian insulator with particle-hole symmetry obeys[10]

$$Ch^t(k)C^{-1} = -h(-k), \quad (\text{S75})$$

where C is the unitary anomalous particle-hole operator, subject to $CC^\dagger = C^\dagger C = 1$. Perform Hermitian conjugation to both sides of Eq. S75, we can get

$$h^\dagger(-k) = -Ch^*(k)C^{-1}, \quad (\text{S76})$$

which leads to

$$h^\dagger(k)C|U_n^{R*}(-k)\rangle = -Ch^*(-k)|U_n^{R*}(-k)\rangle = -E_n^*(-k)C|U_n^{R*}(-k)\rangle. \quad (\text{S77})$$

Equation S75 implies that $C|U_n^{R*}(-k)\rangle$ gives a left eigenstate with eigenenergy $-E_n^*(-k)$. Similar as before, we can expand $C|U_n^{R*}(-k)\rangle$ in terms of the basis of $h(k)$:

$$C|U_n^{R*}(-k)\rangle = |U_m^L(k)\rangle\langle U_m^R(k)|C|U_n^{R*}(-k)\rangle = |U_m^L(k)\rangle B_{C,k}^{mn}, \quad (\text{S78})$$

with $B_{C,k}^{mn} = \langle U_m^R(k)|C|U_n^{R*}(-k)\rangle$. On the basis of Eq. S78 we can get

$$|U_n^L(k)\rangle = C|U_m^{R*}(-k)\rangle B_{C,k}^{\dagger mn}, \quad (\text{S79})$$

and

$$\langle U_m^R(k)| = B_{C,k}^{nm}\langle U_n^{L*}(-k)|C^\dagger, \quad (\text{S80})$$

By means of above two equations, the element of a Wilson line from k_1 to k_2 is

$$\begin{aligned} W_{k_2 \leftarrow k_1}^{mn} &= \langle U_m^R(k_2) | U_n^L(k_1) \rangle \\ &= B_{C,k_2}^{ms} \langle U_s^{L*}(-k_2) | C^\dagger C | U_r^{R*}(-k_1) \rangle B_{C,k_1}^{\dagger rn} \\ &= B_{C,k_2}^{ms} W_{-k_2 \leftarrow -k_1}^{*sr} B_{C,k_1}^{\dagger rn}. \end{aligned} \quad (\text{S81})$$

In particular, for a Wilson loop with base point k we have

$$W_k^{occ} = B_{C,k} W_{-k}^{unocc} B_{C,k}^\dagger, \quad (\text{S82})$$

in which we have used Eq. S37. Note that different from the sewing matrix of the case of anomalous time-reversal symmetry, i.e., Eq. S74, the sewing matrix here connects states at k with states at $-k$ such that $E_m(k) = -E_n(-k)$. Thus, for a nonzero $B_{C,k}^{mn}$, if m labels a state in the occupied bands, then, n labels a state in the unoccupied band, or vice versa. Therefore, same as the case of chiral symmetry (Eq. S46) and anomalous chiral symmetry (Eq. S50), Eq. S82 implies the quantization of 1D non-Hermitian polarization by particle-hole symmetry. Here again, we stress that this polarization quantization is applicable to non-Hermitian insulator subject to particle-hole symmetry with $CC^* = 1$, for $CC^* = -1$, the sewing matrix is zero due to the same reason as that of TRS (see subsection. 4. Time-reversal symmetry).

G. Anomalous particle-hole symmetry

A non-Hermitian insulator with anomalous particle-hole symmetry obeys[10]

$$\tilde{C} h^*(k) \tilde{C}^{-1} = -h(-k), \quad (\text{S83})$$

where \tilde{C} is the unitary anomalous particle-hole operator, satisfying $\tilde{C} \tilde{C}^\dagger = \tilde{C}^\dagger \tilde{C} = 1$. Perform Hermitian conjugation to both sides of Eq. S83, we can get

$$h^\dagger(-k) = -\tilde{C} h^t(k) \tilde{C}^{-1}, \quad (\text{S84})$$

which leads to

$$\langle U_n^R(k) | \tilde{C}^{-1} h^\dagger(-k) = -\langle U_n^R(k) | h^t(k) \tilde{C}^{-1} = -\langle U_n^R(k) | \tilde{C}^{-1} E_n(k). \quad (\text{S85})$$

Equation S85 implies that $\langle U_n^R(k) | \tilde{C}^{-1}$ is a left eigenstate with eigenenergy $-E_n(k)$, which can be expanded in terms of the basis of $h(-k)$:

$$\langle U_n^R(k) | \tilde{C}^{-1} = \langle U_n^R(k) | \tilde{C}^{-1} | U_m^R(-k) \rangle \langle U_m^L(-k) | = B_{\tilde{C},k}^{nm} \langle U_m^L(-k) |. \quad (\text{S86})$$

with $B_{\tilde{C},k}^{nm} = \langle U_n^R(k) | \tilde{C}^{-1} | U_m^R(-k) \rangle$. On the basis of Eq. (S86) we can get

$$\langle U_n^R(k) | = B_{\tilde{C},k}^{nm} \langle U_m^L(-k) | \tilde{C}, \quad (\text{S87})$$

and

$$| U_n^L(k) \rangle = \tilde{C}^\dagger | U_m^R(-k) \rangle B_{\tilde{C},k}^{\dagger mn}. \quad (\text{S88})$$

Therefore, by means of Eqs. S88 and S88, the element of a Wilson line from k_1 to k_2 is equal to

$$\begin{aligned} W_{k_2 \leftarrow k_1}^{mn} &= \langle U_m^R(k_2) | U_n^L(k_1) \rangle \\ &= B_{\tilde{C},k_2}^{ms} \langle U_s^L(-k_2) | \tilde{C} \tilde{C}^\dagger | U_r^R(-k_1) \rangle B_{\tilde{C},k_1}^{\dagger rn} \\ &= B_{\tilde{C},k_2}^{ms} W_{-k_2 \leftarrow -k_1}^{sr} B_{\tilde{C},k_1}^{\dagger rn}. \end{aligned} \quad (\text{S89})$$

In particular, for a Wilson loop with base point k we have

$$W_k^{occ} = B_{\tilde{C},k} W_{-k}^{unocc} B_{\tilde{C},k}^\dagger, \quad (\text{S90})$$

Note that the physical meaning of sewing matrix here is same as that in particle-hole symmetry. Once again, Eq. S90 is only applicable to non-Hermitian insulators subject to anomalous particle-hole symmetry with $\tilde{C} \tilde{C}^* = 1$. For $\tilde{C} \tilde{C}^* = -1$, the sewing matrix is zero (see Subsec. 4 Time-reversal symmetry). That is, the bulk polarization of 1D non-Hermitian insulator is quantized by anomalous particle-hole symmetry to be either 0 or 1/2 only when $\tilde{C} \tilde{C}^* = 1$.

VII. SYMMETRIES AND DELOCALIZED BULK STATES

If the wave number k of bulk wave function is complex, then, the wave function is exponentially decaying at the rate of imaginary part of wave number. So to form electric polarization, the bulk-mode wave functions should be extended. According to Ref.[11], by solving characteristic equation $f(\beta, E) = 0$ the energy spectrum for long chain lattice and the profile of generalized Brillouin zone (GBZ) of non-Hermitian systems can be obtained. Since $f(\beta, E) = 0$, we also have $[f(\beta, E)]^* = 0$. In what follows, we reveal the features of energy spectrum and of bulk states that above seven basic symmetries impose.

A. Time-reversal symmetry

For TRS, the Bloch Hamiltonian under periodic boundary condition satisfies[11]

$$Th^*(k)T^{-1} = h(-k), \quad (\text{S91})$$

which implies the characteristic equation

$$f(k, E) = \det[E - h(k)] = (\det[E^* - h(-k)])^* = f^*(-k, E^*), \quad (\text{S92})$$

Now we extend to the complex plane by using the relation $\beta = e^{ik}$, the characteristic equation becomes

$$f(\beta, E) = f^*(\beta^*, E^*), \quad (\text{S93})$$

Since $f(\beta, E) = [f(\beta, E)]^* = 0$, then, we have

$$f(\beta, E) = f(\beta^*, E^*), \quad (\text{S94})$$

Equation S94 implies that the energies of system with TRS come in pairs (E, E^*) , i.e., possessing imaginary line gap.

B. Anomalous time-reversal symmetry

For TRS[†], the Bloch Hamiltonian with periodic boundary condition satisfies[11]

$$\tilde{T}h^t(k)\tilde{T}^{-1} = h(-k), \quad (\text{S95})$$

which implies the characteristic equation

$$f(k, E) = \det[e - h(k)] = \det[E - h^t(-k)] = f(-k, E), \quad (\text{S96})$$

Similarly, by expanding to complex plane, the characteristic equation becomes

$$f(\beta, E) = f(1/\beta, E), \quad (\text{S97})$$

Equation S97 implies that in the presence of TRS[†], a system presents delocalized bulk states [10, 12, 13].

C. Chiral symmetry

For CS, the Bloch Hamiltonian with periodic boundary condition satisfies[11]

$$\Gamma h^\dagger(k)\Gamma = -h(k), \quad (\text{S98})$$

which implies the characteristic equation

$$f(k, E) = \det[E - h(k)] = (-1)^d (\det[-E^* - h^t(k)])^* = (-1)^d f^*(k, -E^*), \quad (\text{S99})$$

where d is the dimension of Hamiltonian matrix, which is normally even number. Same as before, by expanding to complex plane, the characteristic equation becomes

$$f(\beta, E) = f(1/\beta^*, -E^*), \quad (\text{S100})$$

Above equation implies that system CS presents real line energy gap[10] and extended bulk states [10, 12, 13].

D. Anomalous chiral symmetry

For CS^\dagger , the Bloch Hamiltonian with periodic boundary condition satisfies[10]

$$Sh(k)S = -h(k), \quad (S101)$$

which implies the characteristic equation

$$f(k, E) = \det[E - h(k)] = (-1)^d \det[-E - h(k)] = (-1)^d f(k, -E), \quad (S102)$$

where d is the dimension of Hamiltonian matrix and is normally even number. By expanding to complex plane, the characteristic equation becomes

$$f(\beta, E) = f(\beta, -E), \quad (S103)$$

That is, symmetry CS^\dagger imposes no restriction to the system energy spectrum and bulk states [10, 12, 13].

E. Inversion symmetry

For system with IS, the Bloch Hamiltonian with periodic boundary condition satisfies

$$Ih(k)I^{-1} = h(-k), \quad (S104)$$

which implies the characteristic equation

$$f(k, E) = \det[E - h(k)] = \det[E - h(-k)] = f(-k, E), \quad (S105)$$

By expanding to complex plane, the characteristic equation becomes

$$f(\beta, E) = f(1/\beta, E), \quad (S106)$$

That is, a system with IS exhibits delocalized bulk states [10, 12, 13].

F. Particle-hole symmetry

For PHS, the Bloch Hamiltonian with periodic boundary condition obeys[10]

$$Ch^t(k)C^{-1} = -h(-k), \quad (S107)$$

which implies the characteristic equation

$$f(k, E) = \det[E - h(k)] = (-1)^d \det[-E - h^t(-k)] = (-1)^d f(-k, -E), \quad (S108)$$

where d is the dimension of Hamiltonian matrix, which is normally even number. Same as before, by expanding to complex plane, the characteristic equation becomes

$$f(\beta, E) = f(1/\beta, -E), \quad (S109)$$

Therefore, a system with PHS presents extended bulk states [10, 12, 13].

G. Anomalous particle-hole symmetry

For PHS^\dagger , the Bloch Hamiltonian with periodic boundary condition obeys[10]

$$\tilde{C}h^*(k)\tilde{C}^{-1} = -h(-k), \quad (S110)$$

which implies the characteristic equation

$$f(k, E) = \det[E - h(k)] = (-1)^d (\det[-E^* - h(-k)])^* = (-1)^d f^*(-k, -E^*), \quad (S111)$$

where d is the dimension of Hamiltonian matrix, which is normally even number. Same as before, by expanding to complex plane, the characteristic equation becomes

$$f(\beta, E) = f^*(1/\beta, -E^*), \quad (S112)$$

Therefore, a system with PHS^\dagger presents extended bulk states [10, 12, 13] and real line gap[10].

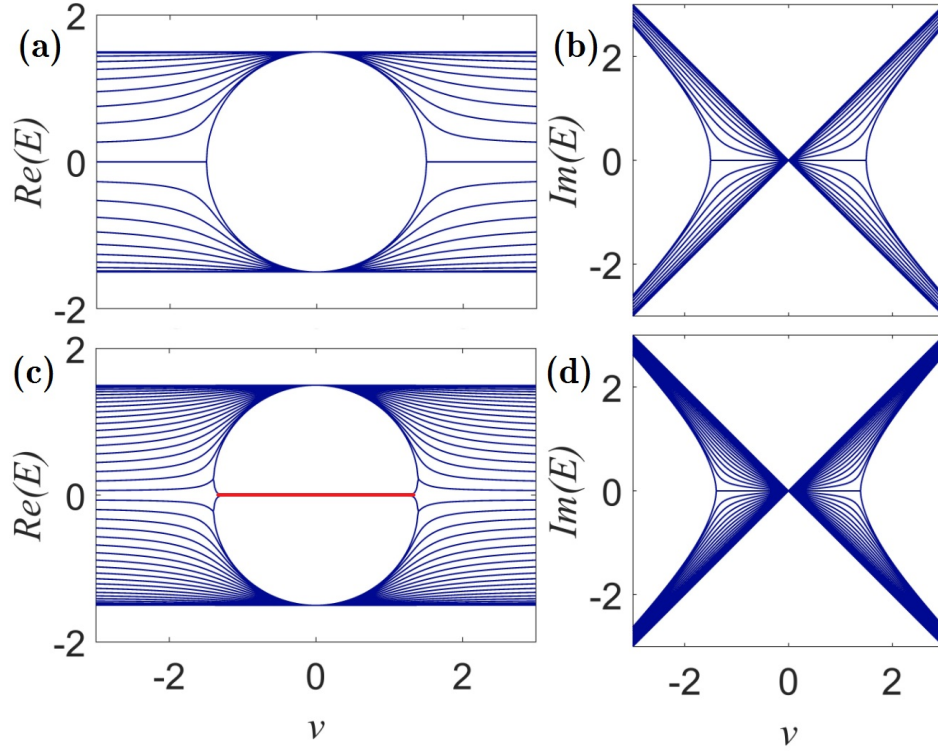


FIG. S2. The real and imaginary parts of energy spectra of the non-Hermitian Hamiltonian Eq. S114 with $w = 1.5, v \in (-3, 3)$, and $N = 40$. (a) Real and (b) Imaginary parts of the spectra for periodic boundary condition (PBC), and (c) and (d) for open boundary condition (OBC). Red line in (c) denote zero-energy edge modes.

VIII. HAMILTONIAN WITH REAL-LINE GAP

To convince above theory, we here present a non-Hermitian model presenting polarization in the presence of real-line gap. Without loss of generality, we consider the following 1D two-sites model, in which we assume symmetric intercell hoppings. The Hamiltonian reads

$$\hat{H} = \sum_j \left[v(\hat{a}_j^\dagger \hat{b}_j - \hat{b}_j^\dagger \hat{a}_j) + w(\hat{a}_j^\dagger \hat{b}_{j-1} + \hat{b}_{j-1}^\dagger \hat{a}_j) \right], \quad (\text{S113})$$

where $\hat{a}_j(\hat{a}_j^\dagger)$ and $\hat{b}_j(\hat{b}_j^\dagger)$ are annihilation (creation) operators on the sites ‘A’ and ‘B’ of j -th cell, respectively, and $v, w \in \mathbb{R}$ denote hopping amplitudes. The minus sign means that the forward and backward hoppings inside the unit cell differ by π , which can be experimentally implemented [14–16]. In the presence of translational invariance, the Hamiltonian can be conveniently expressed in the space of quasi-momentum

$$h(k) = d_x(k)\sigma_x + (d_y(k) + iv)\sigma_y, \quad (\text{S114})$$

where $\sigma_i (i = x, y)$ is Pauli matrix, and $d_x(k) = w \cdot \cos(k)$, $d_y(k) = w \cdot \sin(k)$. Obviously, the k -space Hamiltonian respects CS^\dagger and TRS with $S = \sigma_z$ and $T = \sigma_0$ respectively, which force the eigenenergies of Eq. S114 to come in $(E, -E^*)$ pair:

$$E_{\pm} = \pm \sqrt{w^2 - v^2 + 2i w v \sin(k)}, \quad (\text{S115})$$

Figure S2 shows the real and imaginary parts of energy spectra for both periodic ((a) and (b)) and open ((c) and (d)) boundary conditions for $w = 1.5$, $v \in (-3, 3)$, $N = 40$. We can see that although the energy spectrum is complex for $v \in (-3, 3)$ due to the presence of non-Hermiticity, it presents real-line gap, as shown by real parts of spectra, and this is guaranteed by CS^\dagger and TRS. Thus, at half-filling, the model is an insulator. In addition, by comparison we find that the bulk energy spectra remain unchanged when boundary conditions alter from periodic to open, implying that the wave functions of bulk states are delocalized[10, 11]. In terms of the theory of non-Hermitian

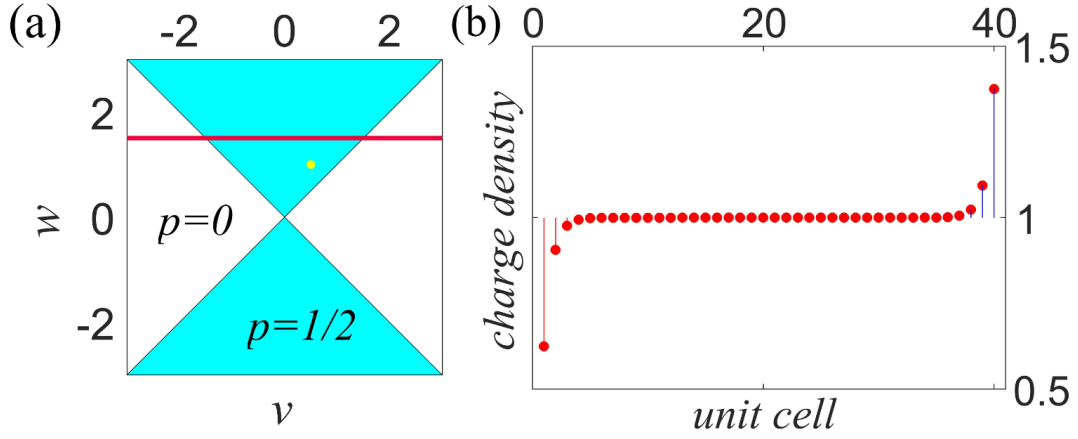


FIG. S3. (a) the polarization phase diagram as functions of intercell hopping w and intracell hopping v . The red line corresponds to the situation plot in Fig. S2, and the yellow dot denotes the case plot in (b). (b) Electron charge distribution in the topologically nontrivial polarization phase ($w = 1.0, v = 0.5$). The total electronic charge at the ends is $\pm e/2$ relative to background.

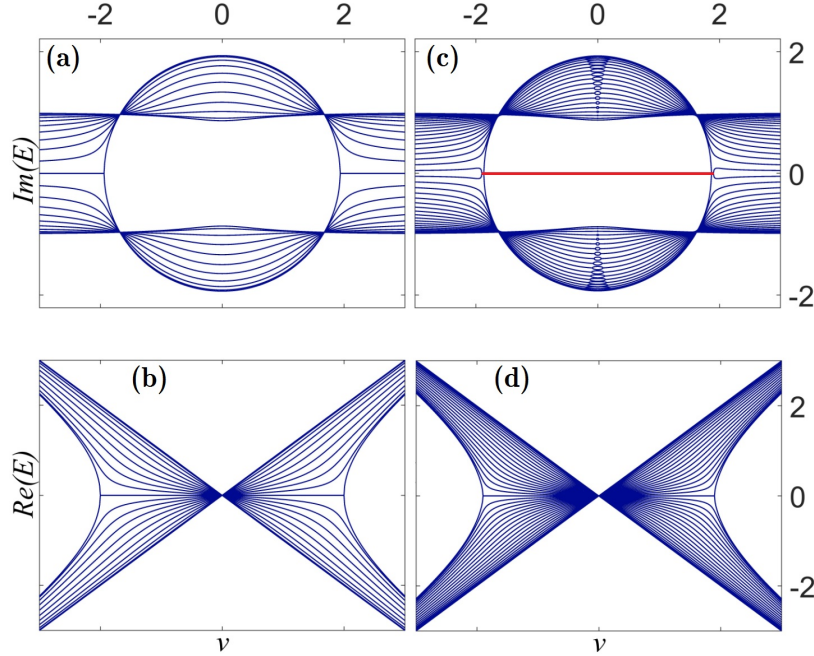


FIG. S4. The energy spectra of non-Hermitian Hamiltonian Eq. S117 for $w = 0.5$, $r = 1.0$, $\delta = 0.5$, $N = 40$, and $v \in (-3, 3)$. (a) and (b) [(c) and (d)] are the imaginary and real parts of energies, respectively, for periodic [open] boundary conditions. Red line in (c) denotes zero-energy edge modes. The imaginary energy spectrum closes at points $v = \pm\sqrt{4r^2 - w^2}$, implying phase transition at these points.

electric polarization i.e., Eq. 3 in the main text, we calculate and plot the topological phase diagram as functions of w and v , as shown in Fig. S3(a), which shows that the model is in topologically nontrivial polarization phase when $|w| > |v|$, i.e., $p = 1/2$; while it is in topologically trivial phase when $|w| < |v|$, i.e., $p = 0$. Bulk polarization manifests itself through the appearance of charge at its ends [17], so we also plot the charge density distribution of the case $w = 1.0$, $v = 0.5$, $N = 40$ (i.e., the yellow dot in Fig. S3(a)) in Fig. S3(b), which evidently shows the charge deviation at both ends of the chain from one electron per cell, which is the case of PBC when the model is at half-filling.

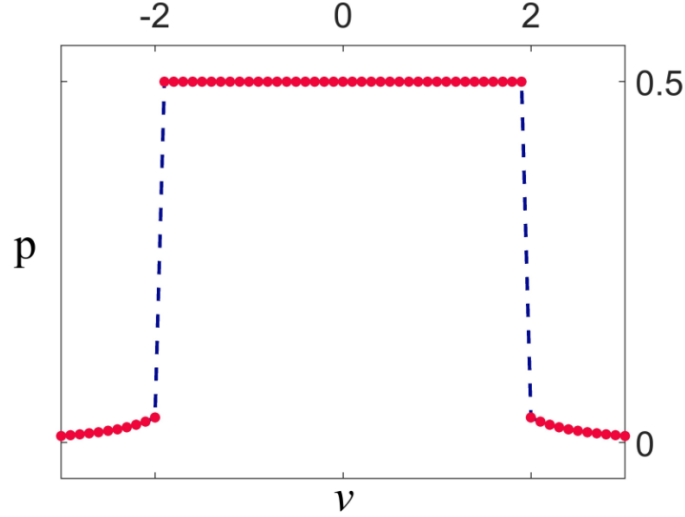


FIG. S5. Numerical result of topological invariant ν as a function of v for $w = 0.5$, $r = 1.0$, $\delta = 0.5$. Note that the phase transition points locate $v = \pm 1.93$

IX. HAMILTONIAN WITH IMAGINARY-LINE GAP

In this section, we consider another non-Hermitian model that respects only time-reversal symmetry. The schematic is shown in Fig. 4 of main text, 1D non-Hermitian tight-binding model composed by periodically separated bi-particle unit cells with Hamiltonian being of the form

$$\begin{aligned} \hat{H} = & \sum_j [(v - iw)a_j^\dagger b_j + (v + iw)b_j^\dagger a_j] + \sum_j [ira_j^\dagger a_{j+1} + ira_{j+1}^\dagger a_j] \\ & - \sum_j [irb_j^\dagger b_{j+1} + irb_{j+1}^\dagger b_j] + \sum_j [\delta b_{j-1}^\dagger a_j + \delta a_{j-1}^\dagger b_j] - \sum_j [\delta a_j^\dagger b_{j-1} + \delta b_j^\dagger a_{j-1}], \end{aligned} \quad (\text{S116})$$

where a_j^\dagger (b_j^\dagger) and a_j (b_j) are the creation and annihilation operators at a -site (b -site) of j -th unit cell, and these hoppings $v, w, r, \delta \in \mathbb{R}$. By means of Fourier transformation, the momentum-space Hamiltonian can be written as

$$H(k) = (v + 2i\delta \sin(k))\sigma_x + w\sigma_y + 2ir\cos(k)\sigma_z. \quad (\text{S117})$$

It is easy to verify that the Hamiltonian Eq. S117 respects only TRS in the form $TH^*(k)T^{-1} = H(-k)$ [10] with $T = \sigma_x$, where $*$ denotes complex conjugation. By diagonalizing Hamiltonian matrix, one can get the eigenenergies

$$E(k) = \pm \sqrt{(v + 2i\delta \sin(k))^2 + w^2 - 4r^2 \cos^2(k)}. \quad (\text{S118})$$

Figure S4 shows the energy spectra for a set of parameters with periodic [Fig. S4(a) and (b)] and open [Fig. S4(c) and (d)] boundary conditions (BCs). It is obviously that the imaginary part of $E(k)$ is gaped when $|v| \leq \sqrt{4r^2 - w^2}$ due to the presence of only TRS. According to Table. I of main text, in the presence of imaginary-line gap, TRS quantizes non-Hermitian polarization. By means of Eq. 3 of the main text, the non-Hermitian polarization is computed, and the results are plot in Fig. S5. However, we note that for $|v| \geq \sqrt{4r^2 - w^2}$ the bulk polarization is neither 0 nor 1/2, this is because in that region the model Eq. S118 exhibits real-line gap, which is clearly shown in Fig. S6.

-
- [1] W. A. Benalcazar, B. A. Bernevig, and T. L. Hughes, Electric multipole moments, topological multipole moment pumping, and chiral hinge states in crystalline insulators, *Physical Review B* **96**, 245115 (2017).
 - [2] R. Resta, Quantum-mechanical position operator in extended systems, *Physical Review Letters* **80**, 1800 (1998).
 - [3] A. Alexandradinata, X. Dai, and B. A. Bernevig, Wilson-loop characterization of inversion-symmetric topological insulators, *Physical Review B* **89**, 155114 (2014).

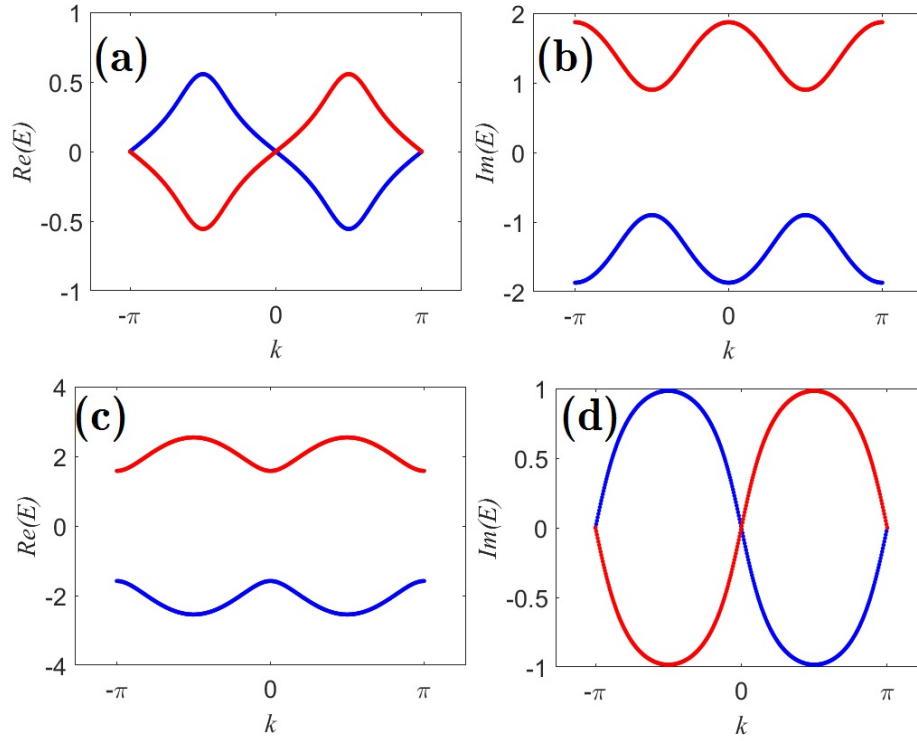


FIG. S6. Real and imaginary energy spectra of Eq. S118 for two sets of parameters: (a) and (b) $v = 0.5$, $w = 0.5$, $r = 1.0$ and $\delta = 0.5$, (c) and (d) $v = 2.5$, $w = 0.5$, $r = 1.0$ and $\delta = 0.5$. The energy spectrum of the former set of parameters presents imaginary-line gap (see (b)) while that of the latter set of parameters exhibits real-line gap (see (c)).

- [4] D. C. Brody, Biorthogonal quantum mechanics, *Journal of Physics A: Mathematical and Theoretical* **47**, 035305 (2013).
- [5] I. Souza, N. Marzari, and D. Vanderbilt, Maximally localized wannier functions for entangled energy bands, *Physical Review B* **65**, 035109 (2001).
- [6] R. King-Smith and D. Vanderbilt, Theory of polarization of crystalline solids, *Physical Review B* **47**, 1651 (1993).
- [7] R. Resta, M. Posternak, and A. Baldereschi, Towards a quantum theory of polarization in ferroelectrics: The case of KNO_3 , *Physical Review Letters* **70**, 1010 (1993).
- [8] H. Shen, B. Zhen, and L. Fu, Topological band theory for non-hermitian hamiltonians, *Physical Review Letters* **120**, 146402 (2018).
- [9] S. Lieu, Topological phases in the non-hermitian su-schrieffer-heeger model, *Physical Review B* **97**, 045106 (2018).
- [10] K. Kawabata, K. Shiozaki, M. Ueda, and M. Sato, Symmetry and topology in non-hermitian physics, *Physical Review X* **9**, 041015 (2019).
- [11] Y. Yi and Z. Yang, Non-hermitian skin modes induced by on-site dissipations and chiral tunneling effect, *Physical Review Letters* **125**, 186802 (2020).
- [12] K. Zhang, Z. Yang, and C. Fang, Correspondence between winding numbers and skin modes in non-hermitian systems, *Physical Review Letters* **125**, 126402 (2020).
- [13] N. Okuma, K. Kawabata, K. Shiozaki, and M. Sato, Topological origin of non-hermitian skin effects, *Physical Review Letters* **124**, 086801 (2020).
- [14] M. Hafezi, E. A. Demler, M. D. Lukin, and J. M. Taylor, Robust optical delay lines with topological protection, *Nature Physics* **7**, 907 (2011).
- [15] M. Hafezi, S. Mittal, J. Fan, A. Migdall, and J. Taylor, Imaging topological edge states in silicon photonics, *Nature Photonics* **7**, 1001 (2013).
- [16] S. Mittal, V. V. Orre, G. Zhu, M. A. Gorlach, A. Poddubny, and M. Hafezi, Photonic quadrupole topological phases, *Nature Photonics* **13**, 692 (2019).
- [17] D. Vanderbilt and R. King-Smith, Electric polarization as a bulk quantity and its relation to surface charge, *Physical Review B* **48**, 4442 (1993).