

Estimating Viral Genetic Linkage Rates in the Presence of Missing Data

Tyler Vu*

University of California, San Diego

Tuo Lin

University of California, San Diego

Jingjing Zou

University of California, San Diego

Vladimir Novitsky *

Harvard University

Xin Tu

University of California, San Diego

Victor De Gruttola *

Harvard University

March 25, 2022

Abstract

Although the interest in the the use of social and information networks has grown, most inferences on networks assume the data collected represents the complete. However, when ignoring missing data, even when missing completely at random, this results in bias for estimators regarding inference network related parameters. In this paper, we focus on constructing estimators for the probability that a randomly selected node has node has at least one edge under the assumption that nodes are

*The authors gratefully acknowledge *NIAID R37 51164*

missing completely at random along with their corresponding edges. In addition, issues also arise in obtaining asymptotic properties for such estimators, because linkage indicators across nodes are correlated preventing the direct application of the Central Limit Theorem and Law of Large Numbers. Using a subsampling approach, we present an improved estimator for our parameter of interest that accommodates for missing data. Utilizing the theory U-statistics, we derive consistency and asymptotic normality of the proposed estimator. This approach decreases the bias in estimating our parameter of interest. We illustrate our approach using the HIV viral strains from a large cluster-randomized trial of a combination HIV prevention intervention - the Botswana Combination Prevention Project (BCPP).

Keywords: HIV genetic linkage, Missing data, Networks, Subsampling, U-statistics

1 Introduction

REMINDER FOR VICTOR: SOMEWHERE IN THIS SECTION YOU SAID YOU WOULD ADD SOMETHING ABOUT THIS WORK’S APPLICATIONS TO COVID

While networks have become widely used to analyze elements in a system and how these elements interconnect, the challenge of sampling complete network data remains a prevalent issue. In most instances, we only sample a portion of the nodes and hence don’t observe the edges corresponding to the missing nodes. As a result, estimators for linkage rates that ignore the impact of missing data will be biased downwards.

Additionally, obtaining asymptotic properties for estimators of linkage rates is challenging, because linkage indicators across pairs of individuals are correlated; hence, the central limit theorem and law of large numbers cannot be directly applied to such estimators.

For our parameter of interest, past work has been explored to accommodate missing data in the case of viral genentic linkage networks (which in turn would apply to networks general). In Liu et. al., a multiple imputation framework in which the missing sequences are imputed is used to adjust for the bias in estimation of linkage rates across individuals that results from the missing data [1]. Carnegie et. al. consider a subsampling approach to develop such an adjustment [2]. Neither of these papers demonstrate desirable asymptotic properties such as consistency and asymptotic normality.

In this paper, the overall goal is to develop estimators for linkage rates under the assumption that unobserved nodes are missing completely at random (MCAR). First, we show that the bias can, under the MCAR assumption, be represented as a multiplicative factor equal to the probability that we observe a node’s edge in the sample. From estimates of this factor, we construct an improved estimator for this multiplicative factor using

a subsampling approach. A U-Statistics approach facilitates development of an improved estimator for linkage probabilities that are asymptotically normal. We refer to the proposed estimator as the adjusted estimator. Lastly, we propose a diagnostic approach for assessing the reliability of the method.

We apply these methods to analyses of HIV viral genetic linkage network in Botswana where the data is from a large cluster-randomized trial of a combination HIV prevention intervention - the Botswana Combination Prevention Project (BCPP) [3]. The interest in these analyses is to investigate the patterns of HIV transmission between communities in Botswana.

The paper is organized as follows. Section 2 introduces the notation and setting along with our parameter of interest. Section 3 illustrates the bias of an estimator for θ_{rs} that arises when we do not adjust for incomplete data. Section 4 shows our proposed approach to adjust for incomplete data. Section 5 demonstrates the proposed approach applied to a simulation setting and the HIV viral genetic network from the BCPP. In Section 6, we discuss the overall findings from the proposed approach.

2 Notation and Setting

Consider a population of nodes, Ω , of finite size N partitioned into w disjoint groups, $\Omega_1, \dots, \Omega_w$, with N_r being the number of nodes in group r . Let \mathbf{y}_{ri} denote the i th node in group r . Let a network to be represented by $G = (\Omega, E)$ where E is the set of edges between nodes, $E \subset \Omega \times \Omega$. Note that we assume that G is an undirected network.

Let D_{ri}^s be the number of edges that \mathbf{y}_{ri} has in Ω_s (excluding \mathbf{y}_{ri} if $r = s$). Let $N_{rs} = N_r + N_s$ if $r \neq s$. Otherwise, let $N_{rs} = N_r$. We assume that the nodes and edges in

Ω come from some network generating process and that N_{rs} is sufficiently large such that the network structure of Ω is that of its network generating process. Also, we assume that $\frac{\max(D_{r1}^s, \dots, D_{rN_r}^s)}{\sqrt{N_{rs}}} \rightarrow 0$ as $N_{rs} \rightarrow \infty$.

We are interested in inference about the probability that for a randomly selected node in group r there exists at least one edge to some node in group s (excluding itself if $r = s$), and we refer to it as the linkage rate. We denote the linkage rate as the following:

$$\theta_{rs} = \Pr(D_{ri}^s \geq 1)$$

where $\Pr()$ is defined by the superpopulation of infinite size. In practice, we need to estimate θ_{rs} based on a sample from Ω . Consider a random sample of subjects from the nodes in Ω of size n , which we denote by S_n , such that the proportion of sampled subjects in group r is p_r (known). We denote the sample from Ω_r as $S_{n(r)}$ and the size of $S_{n(r)}$ as n_r . Then $n = \sum_{r=1}^w p_r N_r$.

3 Bias Arising from Incomplete Data

Let \tilde{D}_{ri}^s be the number of edges that \mathbf{y}_{ri} has in $S_{n(s)}$ (excluding \mathbf{y}_{ri} if $r = s$). For $\mathbf{y}_{ri} \in S_{n(r)}$, we define

$$u_{ri}^s = I(D_{ri}^s \geq 1)$$

$$v_{ri}^s = I(\tilde{D}_{ri}^s \geq 1)$$

so u_{ri}^s is the indicator for an edge between $\mathbf{y}_{ri} \in S_{n(r)}$ with at least one node in Ω_s and v_{ri}^s is a “sample version” of u_{ri}^s with respect to $S_{n(s)}$. The differences between u_{ri}^s and v_{ri}^s is

shown in Figure 1 . Note that $E(u_{ri}^s) = \theta_{rs}$.

Nodes in $S_{n(r)}$, who do not link to any nodes in $S_{n(s)}$, may in fact be linked to nodes in Ω_s but were not observed in $S_{n(s)}$. Thus, $v_{ri}^s \leq u_{ri}^s$ for all $1 \leq i \leq n_r$ and the estimator that ignores the impact of incomplete data, $\tilde{\theta}_{rs} = \frac{1}{n_r} \sum_{i=1}^{n_r} v_{ri}^s$, is biased downward (unless all of Ω is sampled):

$$E\left(\tilde{\theta}_{rs}\right) = \frac{1}{n_r} \sum_{i=1}^{n_r} E\left(v_i^{rs}\right) = E\left(v_i^{rs}\right) \leq E\left(u_i^{rs}\right) = \theta_{rs}. \quad (1)$$

We refer to $\tilde{\theta}_{rs}$ as the unadjusted estimator.

4 Methods

As shown in Section 3, the unadjusted estimator for the linkage rate is biased downwards for θ_{rs} . Additionally, even if $\tilde{\theta}_{rs}$ were an unbiased estimator, the Central Limit Theorem and Law of Large Numbers cannot be directly applied, because the independence assumption is violated. Hence, we use a U-Statistics framework to derive an estimator for θ_{rs} that is asymptotically normal and consistent for θ_{rs} .

4.1 An Unbiased Estimator of Probability of Linkage

First, we note that $v_{ri}^s = 1$ implies that $u_{ri}^s = 1$, because if an edge is observed in S_n , then it must exist in Ω . It follows that

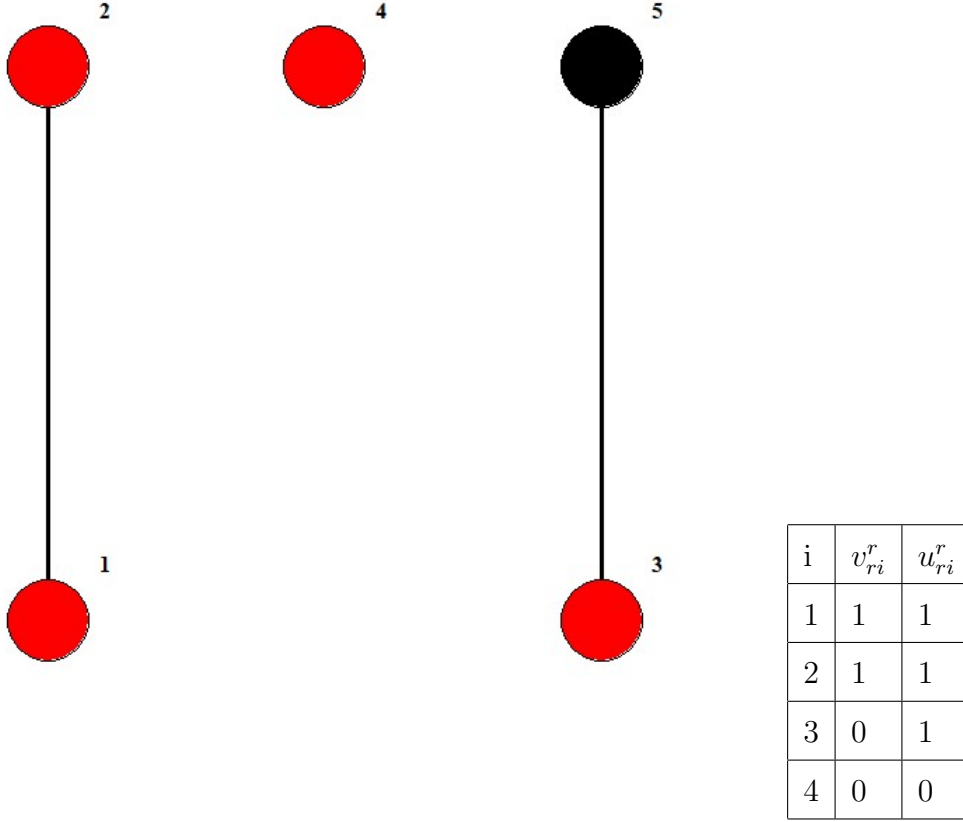


Figure 1: Plot of a network to show differences between u_{ri}^s and v_{ri}^s . For simplicity, we consider only a single group, r . Nodes that are colored in red are selected in $S_{n(r)}$. Note that u_{ri}^s and v_{ri}^s are only defined for $\mathbf{y}_{ri} \in S_{n(r)}$.

$$\begin{aligned}
E(\tilde{\theta}_{rs}) &= \Pr(v_{ri}^s = 1) \\
&= \Pr(v_{ri}^s = 1, u_{ri}^s = 1) \\
&= \Pr(v_{ri}^s = 1 \mid u_{ri}^s = 1) \Pr(u_{ri}^s = 1) \\
&= \pi_{rs} \theta_{rs}
\end{aligned}$$

where $\pi_{rs} = \Pr(v_{ri}^s = 1 \mid u_{ri}^s = 1)$, the probability of observing the edge between a node in S_{n_r} with some node in $S_{n(s)}$ given that an edge does in fact exist between this node in S_{n_r} and some node in $S_{n(s)}$. We have that

$$\begin{aligned}
\pi_{rs} &= \Pr(v_{ri}^s = 1 \mid u_{ri}^s = 1) \\
&= \frac{\Pr(v_{ri}^s = 1, u_{ri}^s = 1)}{\Pr(u_{ri}^s = 1)} \\
&= \frac{\Pr(v_{ri}^s = 1)}{\Pr(u_{ri}^s = 1)}
\end{aligned}$$

Therefore, the following is an unbiased estimator for θ_{rs} :

$$\frac{1}{n_r \pi_{rs}} \sum_{i=1}^{n_r} v_{ri}^s, \tag{2}$$

However, in practice, π_{rs} is unknown, because the event $\{u_i^{rs} = 1\}$ is not observed. Thus, the above is not a feasible estimator for θ_{rs} .

4.2 A Feasible and Consistent Estimator for Linkage Rate

Consider a subsample from the nodes in S_n of size $m = \sum_{r=1}^w p_r n_r$, which we denote by S_m , such that for each group r we randomly sample a proportion p_r of the nodes in $S_{n(r)}$. We define $m_r = p_r n_r$. We denote the subsample from group r as $S_{m(r)}$. Note that $n_r = p_r N_r$.

as well. Thus, in the subsample, we recapitulate the sampling of the observed data from the entire population. Let $\widetilde{\widetilde{D}}_{ri}^s$ be the number of nodes in $S_{m(s)}$ that have an edge with \mathbf{y}_{ri} (excluding \mathbf{y}_{ri} is $r = s$). For any $\mathbf{y}_{ri} \in S_{m(r)}$, we define

$$\begin{aligned}\widetilde{u}_{ri}^s &= I(\widetilde{D}_{ri}^s \geq 1) \\ \widetilde{v}_{ri}^s &= I(\widetilde{\widetilde{D}}_{ri}^s \geq 1)\end{aligned}$$

We then denote $\widetilde{\pi}_{rs}$ as the following:

$$\begin{aligned}\widetilde{\pi}_{rs} &= \Pr(\widetilde{v}_{ri}^s = 1 \mid \widetilde{u}_{ri}^s = 1) \\ &= \frac{\Pr(\widetilde{v}_{ri}^s = 1)}{\Pr(\widetilde{u}_{ri}^s = 1)}\end{aligned}$$

We can then estimate $\widetilde{\pi}_{rs}$ by

$$\widehat{\pi}_{rs} = \frac{\frac{1}{m_r} \sum_{i=1}^{m_r} \widetilde{v}_{ri}^s}{\frac{1}{m_r} \sum_{i=1}^{m_r} \widetilde{u}_{ri}^s}$$

which is well-defined based on S_n as \widetilde{v}_{ri}^s and \widetilde{u}_{ri}^s are observed.

We then want to show that as $N_r, N_s \rightarrow \infty$,

$$\widetilde{\pi}_{rs} \rightarrow \pi_{rs}$$

so that $\widehat{\pi}_{rs}$ is a consistent estimator.

Theorem 1 Suppose $\frac{\max(D_{r1}^s, \dots, D_{rN_r}^s)}{\sqrt{N_{rs}}} \rightarrow 0$ as $N_{rs} \rightarrow \infty$. We note that p_r and p_s are fixed so $n_r \rightarrow \infty$ and $n_s \rightarrow \infty$ as $N_r \rightarrow \infty$ and $N_s \rightarrow \infty$, respectively. Suppose also that $\Pr(\widetilde{D}_{ri} = k \mid \widetilde{D}_{ri} \geq 1) \rightarrow \Pr(D_{ri}^s = k \mid D_{ri}^s \geq 1)$ as $N_r, N_s \rightarrow \infty$. Then

$$\widetilde{\pi}_{rs} = P(\widetilde{v}_{ri}^s = 1 \mid \widetilde{u}_{ri}^s = 1) \rightarrow P(v_{ri}^s = 1 \mid u_{ri}^s = 1) = \pi_{rs}, \quad \text{as } N_r, N_s \rightarrow \infty.$$

The proof of Theorem 1 is provided in the appendix. The first assumption is made in Section 2. Due to the assumption in Theorem 1 that $\Pr(\tilde{D}_{ri} = k \mid \tilde{D}_{ri} \geq 1) \rightarrow \Pr(D_{ri}^s = k \mid D_{ri}^s \geq 1)$ as $N_r, N_s \rightarrow \infty$, consistency requires further assumptions on the structure of our network. Since several investigators have notes that HIV genetic linkage networks appear to have this property and that a key goal with this paper is to make inference on the linkage rates for HIV genetic linkage networks, we assume that the degree distribution follows some power law distribution [4, 5, 6]. For such distributions, there exists some k_0 such that for $k \geq k_0$ we have

$$\Pr(D_{rs}^s = k \mid D_{rs}^s \geq 1) = \beta k^{-\alpha}$$

where $2 \leq \alpha \leq 3$. Although Stumpf et. al. showed that this assumption will not hold theoretically with networks of power law distributions, we show in Section 4.4 that this assumption approximately holds for large enough values of p_s resulting in consistent estimators. Theorem 1 shows that although $\{u_{ri}^s = 1\}$ is not observed, we can develop a subsample S_m of S_n and estimate π_{rs} by treating S_n as Ω and S_m as S_n .

Since $\hat{\pi}_{rs}$ applies only to a single subsample, the estimator can depend heavily on the specific subsample that was selected. Hence, we propose the following estimator for π_{rs} :

$$\hat{\pi}_{rs} = \frac{\binom{n_r}{m_r}^{-1} \binom{n_s}{m_s}^{-1} \sum_{S_{m(r)} \in C_{m(r)}^{n(r)}} \sum_{S_{m(s)} \in C_{m(s)}^{n(s)}} \frac{1}{m_r} \sum_{i=1}^{m_r} \tilde{v}_{ri}^s}{\binom{n_r}{m_r}^{-1} \binom{n_s}{m_s}^{-1} \sum_{S_{m(r)} \in C_{m(r)}^{n(r)}} \sum_{S_{m(s)} \in C_{m(s)}^{n(s)}} \frac{1}{m_r} \sum_{i=1}^{m_r} \tilde{u}_{ri}^s},$$

where $C_{m(j)}^{n(j)}$ is the set of all possible combinations from sampling m_j nodes from $S_{n(j)}$.

With such an estimator $\hat{\pi}_{rs}$, we can consider a feasible estimator of θ_{rs} as:

$$\hat{\theta}_{rs} = \frac{1}{n_r \hat{\pi}_{rs}} \sum_{i=1}^{n_r} v_{ri}^s, \quad (3)$$

We refer to $\widehat{\theta}_{rs}$ as the adjusted estimator for θ_{rs} .

To establish consistency and asymptotic normality of the estimate in (3), standard asymptotic methods such as the law of large numbers and central limit theorem cannot be directly applied. This is because $\widetilde{u}_{ri}^s, v_{ri}^s$ and \widetilde{v}_{ri}^s are not stochastically independent, thereby violating the required independence assumption. Below in Section 4.3, we describe an approach to establish such properties.

4.3 Inference on Linkage Rate: A U-Statistics Framework

First, we let

$$\gamma_{rs1} = \Pr(\widetilde{v}_{ri}^s = 1)$$

$$\gamma_{rs2} = \Pr(\widetilde{u}_{ri}^s = 1)$$

$$\gamma_{rs3} = \Pr(v_{ri}^s = 1).$$

Now, we denote γ_{rs} as the following:

$$\gamma_{rs} = \begin{pmatrix} \gamma_{rs1} \\ \gamma_{rs2} \\ \gamma_{rs3} \end{pmatrix}.$$

Then $\frac{\gamma_{rs1}\gamma_{rs3}}{\gamma_{rs2}} \rightarrow \theta_{rs}$ as $N_{rs} \rightarrow \infty$ and by Theorem 1, $\tilde{\pi}_{rs} = \frac{\gamma_{rs1}}{\gamma_{rs2}}$. From Section 4.1 and 4.2, we propose the following estimator for γ :

$$\begin{aligned} \hat{\gamma}_{rs}(\mathbf{y}_{r1}, \mathbf{y}_{r2}, \dots, \mathbf{y}_{rn_r}; \mathbf{y}_{s1}, \mathbf{y}_{s2}, \dots, \mathbf{y}_{sn_s}) &= \begin{pmatrix} \hat{\gamma}_1 \\ \hat{\gamma}_2 \\ \hat{\gamma}_3 \end{pmatrix} \\ &= \begin{pmatrix} \binom{n_r}{m_r}^{-1} \binom{n_s}{m_s}^{-1} \sum_{S_{m(r)} \in C_{m(r)}^{n(r)}} \sum_{S_{m(s)} \in C_{m(s)}^{n(s)}} \frac{1}{m_r} \sum_{i=1}^{m_r} \tilde{v}_{ri}^s \\ \binom{n_r}{m_r}^{-1} \binom{n_s}{m_s}^{-1} \sum_{S_{m(r)} \in C_{m(r)}^{n(r)}} \sum_{S_{m(s)} \in C_{m(s)}^{n(s)}} \frac{1}{m_r} \sum_{i=1}^{m_r} \tilde{u}_{ri}^s \\ \frac{1}{n_r} \sum_{i=1}^{n_r} v_{ri}^s \end{pmatrix}. \end{aligned}$$

Thus, provided that we can establish consistency and asymptotic normality of $\hat{\gamma}_{rs}$, by the Delta Method and Theorem 1, $\hat{\theta}_{rs}$ is consistent and asymptotically normal. To this end, we adopt the following U-Statistics framework.

First, we note that

$$E(\hat{\gamma}_{rs}) = \gamma_{rs}$$

and that the arguments of $\hat{\gamma}_{rs}$ are invariant to permutations of nodes within each group, i.e.,

$$\hat{\gamma}_{rs}(\mathbf{y}_{r1'}, \mathbf{y}_{r2'}, \dots, \mathbf{y}_{rn_r'}; \mathbf{y}_{s1''}, \mathbf{y}_{s2''}, \dots, \mathbf{y}_{sn_s''}) = \hat{\gamma}_{rs}(\mathbf{y}_{r1}, \mathbf{y}_{r2}, \dots, \mathbf{y}_{rn_r}; \mathbf{y}_{s1}, \mathbf{y}_{s2}, \dots, \mathbf{y}_{sn_s})$$

where $(1', 2', \dots, n_r')$ and $(1'', 2'', \dots, n_s'')$ are any permutations of $(1, 2, \dots, n_r)$ and $(1, 2, \dots, n_s)$, respectively. Thus, by [7], $\hat{\gamma}_{rs}$ is a multivariate U-Statistic. Let

$$\begin{aligned} \mathbf{h}_{rs1}(\mathbf{y}_{ki}) &= E(\hat{\gamma}_{rs}(\mathbf{y}_{r1} \dots, \mathbf{y}_{rn_r}; \mathbf{y}_{s1} \dots, \mathbf{y}_{sn_s}) \mid \mathbf{y}_{ki}), \quad \tilde{\mathbf{h}}_{rs1}(\mathbf{y}_{ki}) = \mathbf{h}_{rs1}(\mathbf{y}_{ki}) - \gamma_{rs}, \\ \Sigma_k &= \text{Var}[\tilde{\mathbf{h}}_{rs1}(\mathbf{y}_{ki})] = E[\tilde{\mathbf{h}}_{rs1}(\mathbf{y}_{ki}) \tilde{\mathbf{h}}_{rs1}^\top(\mathbf{y}_{ki})]. \end{aligned}$$

By [7, 8, 9], it follows that

$$\sqrt{n_{rs}} (\hat{\gamma}_{rs} - \gamma_{rs}) \rightarrow_d N(\mathbf{0}, \Sigma_{\gamma(rs)}).$$

where

$$n_{rs} = \begin{cases} n_r & r = s \\ n_r + n_s & r \neq s \end{cases}.$$

$$\Sigma_{\gamma(rs)} = \frac{N_r - n_r}{N_s} \rho_r^2 n_r^2 \Sigma_r + \frac{N_s - n_s}{N_s} \rho_s^2 n_s^2 \Sigma_s$$

and

$$\rho_k^2 = \lim_{n_{rs} \rightarrow \infty} \frac{n_{rs}}{n_k}.$$

A consistent estimate of $\Sigma_{\gamma(rs)}$ is given by:

$$\begin{aligned} \hat{\Sigma}_{\gamma(rs)} &= \frac{N_r - n_r}{N_r} \frac{n_{rs}}{n_r} n_r^2 \hat{\Sigma}_r + \frac{N_s - n_s}{N_s} \frac{n_{rs}}{n_r} n_s^2 \hat{\Sigma}_s = n_{rs} \left(\frac{N_r - n_r}{N_r} n_r \hat{\Sigma}_r + \frac{N_s - n_s}{N_s} n_s \hat{\Sigma}_s \right), \\ \hat{\Sigma}_k &= \frac{1}{n_k - 1} \sum_{i=1}^{n_k} (\hat{\mathbf{h}}_{rs1}(\mathbf{y}_{ki}) - \hat{\gamma}_{rs})(\hat{\mathbf{h}}_{rs1}(\mathbf{y}_{ki}) - \hat{\gamma}_{rs})^T \end{aligned}$$

where $\hat{\mathbf{h}}_{rs1}(\mathbf{y}_{ki})$ is a consistent estimate of $\mathbf{h}_{rs1}(\mathbf{y}_{ki})$. In the appendix, it is shown that $\hat{\mathbf{h}}_{rs1}(\mathbf{y}_{ri})$ defined as follows is consistent:

$$\hat{\mathbf{h}}_{rs1}(\mathbf{y}_{ri}) = \begin{pmatrix} \frac{1}{n_r} \binom{n_r-1}{m_r-1}^{-1} \sum_{S_{m(r)} \in C_{m(r)}^{n(r)}} \binom{n_s}{m_s}^{-1} \sum_{S_{m(s)} \in C_{m(s)}^{n(s)}} \tilde{v}_{ri}^s + \frac{n_r-1}{n_r} \hat{\gamma}_{rs1} \\ \frac{\tilde{u}_{ri}^s}{n_r} + \frac{n_r-1}{n_r} \hat{\gamma}_{rs2} \\ \frac{\tilde{u}_{ri}^s}{n_r} + \frac{n_r-1}{n_r} \hat{\gamma}_{rs3} \end{pmatrix}$$

and

$$\hat{\mathbf{h}}_{rs1}(\mathbf{y}_{si}) = \begin{pmatrix} \hat{\gamma}_{rs1} \\ \hat{\gamma}_{rs2} \\ \hat{\gamma}_{rs3} \end{pmatrix}$$

Thus, $\hat{\Sigma}_s = 0$, which implies

$$\hat{\Sigma}_{\gamma(rs)} = n_{rs}n_r\hat{\Sigma}_r.$$

Theorem 2 *Let*

$$\mathbf{h}_{rs1}(\mathbf{y}_{ki}) = E(\hat{\gamma}_{rs}(\mathbf{y}_{r1} \dots, \mathbf{y}_{rn_r}; \mathbf{y}_{s1} \dots, \mathbf{y}_{sn_s}) \mid \mathbf{y}_{ki}), \quad \tilde{\mathbf{h}}_{rs}(\mathbf{y}_{ki}) = \mathbf{h}_{rs1}(\mathbf{y}_{ki}) - \gamma_{rs},$$

$$\Sigma_k = Var[\tilde{\mathbf{h}}_{rs}(\mathbf{y}_{ki})] = E[\tilde{\mathbf{h}}_{rs}(\mathbf{y}_{ki})\tilde{\mathbf{h}}_{rs}^\top(\mathbf{y}_{ki})],$$

$$n_{rs} = \begin{cases} n_r & \text{if } r = s \\ n_r + n_s & \text{if } r \neq s \end{cases}, \quad \rho_k^2 = \lim_{n_{rs} \rightarrow \infty} \frac{n_{rs}}{n_k} < \infty, \quad k = r, s$$

Then, we have: (1) $\hat{\gamma}_{rs}$ is a consistent, unbiased and asymptotically normal estimator of γ_{rs} :

$$\sqrt{n_{rs}}(\hat{\gamma}_{rs} - \gamma_{rs}) \rightarrow_d N\left(\mathbf{0}, \Sigma_{\gamma(rs)} = \frac{N_r - n_r}{N_r} \rho_r^2 n_r^2 \Sigma_r + \frac{N_s - n_s}{N_s} \rho_s^2 n_s^2 \Sigma_s\right),$$

(2) A consistent estimator of the asymptotic variance is given by:

$$\hat{\Sigma}_{\gamma(rs)} = \frac{N_r - n_r}{N_r} \frac{n_{rs}}{n_r} n_r^2 \hat{\Sigma}_r + \frac{N_s - n_s}{N_s} \frac{n_{rs}}{n_r} n_s^2 \hat{\Sigma}_s = n_{rs} \left(\frac{N_r - n_r}{N_r} n_r \hat{\Sigma}_r + \frac{N_s - n_s}{N_s} n_s \hat{\Sigma}_s \right),$$

$$\hat{\Sigma}_k = \frac{1}{n_k - 1} \sum_{i=1}^{n_k} \left(\hat{\mathbf{h}}_{rs1}(\mathbf{y}_{ki}) - \hat{\gamma}_{rs} \right) \left(\hat{\mathbf{h}}_{rs1}(\mathbf{y}_{ki}) - \hat{\gamma}_{rs} \right)^\top,$$

$$\hat{\mathbf{h}}_{rs1}(\mathbf{y}_{ri}) = \begin{pmatrix} \frac{1}{n_r} \binom{n_r-1}{m_r-1}^{-1} \sum_{S_{m(r)} \in C_{m(r)}^{n(r)}} \binom{n_s}{m_s}^{-1} \sum_{S_{m(s)} \in C_{m(s)}^{n(s)}} \tilde{v}_{ri}^s + \frac{n_r-1}{n_r} \hat{\gamma}_{rs1} \\ \frac{\tilde{u}_{ri}^s}{n_r} + \frac{n_r-1}{n_r} \hat{\gamma}_{rs2} \\ \frac{\tilde{u}_{ri}^s}{n_r} + \frac{n_r-1}{n_r} \hat{\gamma}_{rs3} \end{pmatrix}, \quad \hat{\mathbf{h}}_{rs1}(\mathbf{y}_{si}) = \begin{pmatrix} \hat{\gamma}_{rs1} \\ \hat{\gamma}_{rs2} \\ \hat{\gamma}_{rs3} \end{pmatrix}.$$

With the asymptotic results in Theorem 2, we can readily obtain the consistency and asymptotic normality by the Delta method. Let

$$f(\gamma_{rs}) = \frac{\gamma_{rs1}\gamma_{rs3}}{\gamma_{rs2}}.$$

Then, $\hat{\theta}_{rs} = f(\hat{\gamma}_{rs})$. By the Delta method and Theorem 2,

$$\sqrt{n_{rs}}(\hat{\theta}_{rs} - \theta_{rs}) \rightarrow_d N(\mathbf{0}, \sigma_{\theta(rs)}^2 = \phi^\top(\gamma_{rs}) \Sigma_{\gamma(rs)} \phi(\gamma_{rs})),$$

where

$$\phi(\gamma_{rs}) = \frac{\partial}{\partial \gamma_{rs}} f(\gamma_{rs}) = \begin{pmatrix} \frac{\partial f(\gamma_{rs})}{\partial \gamma_{rs2}} \\ \frac{\partial f(\gamma_{rs})}{\partial \gamma_{rs1}} \\ \frac{\partial f(\gamma_{rs})}{\partial \gamma_{rs3}} \end{pmatrix} = \begin{pmatrix} -\frac{\gamma_{rs1}\gamma_{rs3}}{\gamma_{rs2}^2} \\ \frac{\gamma_{rs3}}{\gamma_{rs2}} \\ \frac{\gamma_{rs1}}{\gamma_{rs2}} \end{pmatrix}.$$

A consistent estimator of $\sigma_{\theta(rs)}^2$ is given by:

$$\hat{\sigma}_{\theta(rs)}^2 = \phi^\top(\hat{\gamma}_{rs}) \hat{\Sigma}_{\gamma_{rs}} \phi(\hat{\gamma}_{rs}),$$

where $\phi^\top(\hat{\gamma}_{rs})$ and $\hat{\Sigma}_{\gamma_{rs}}$ denote the respective quantities by substituting $\hat{\gamma}_{rs}$ in place of γ_{rs} .

4.4 Diagnostic

The consistency of the proposed estimator depends on the assumption that $\Pr(\tilde{D}_{ri}^s = k \mid \tilde{D}_{ri}^s) \approx \Pr(D_{ri}^s = k \mid D_{ri}^s)$. Stumpf et. al. performed a simulation with sampling from scale-free networks [10]. They showed that the larger the value of α , the greater the sample degree distribution deviates from the true distribution. Since for many settings $2 \leq \alpha \leq 3$ [10], we apply our approach to a power law network with $\alpha = 3$ to evaluate values of p such that

$$\Pr(\tilde{D}_{ri}^s = k \mid \tilde{D}_{ri}^s) \approx \Pr(D_{ri}^s = k \mid D_{ri}^s)$$

From Figure 2, we find that the estimates deviate greatly from the true value when $p < .40$.

5 Applications

5.1 Simulation Study

We apply the proposed methods to a population with two communities. We denote them both as community 1 and 2. We let $N_1 = 1000$ and $N_2 = 1200$. For the degree distributions, we have

$$\Pr(D_{ri}^r = k) = \begin{cases} ak^{-2.5} & k \geq 1 \\ 0.50 & k = 0 \end{cases}$$

$$\Pr(D_{ri}^s = k) = \begin{cases} \beta k^{-2.6} & k \geq 1 \\ 0.60 & k = 0 \end{cases}$$

$$\Pr(D_{si}^r = k) = \begin{cases} \beta k^{-2.3} & k \geq 1 \\ 0.80 & k = 0 \end{cases}$$

$$\Pr(D_{si}^s = k) = \begin{cases} \beta k^{-3} & k \geq 1 \\ 0.70 & k = 0 \end{cases}$$

We have that

$$\theta = \begin{bmatrix} 0.50 & 0.40 \\ 0.20 & 0.30 \end{bmatrix}$$

We apply the proposed approach with letting $p_1 = 0.40$ and $p_2 = 0.60$.

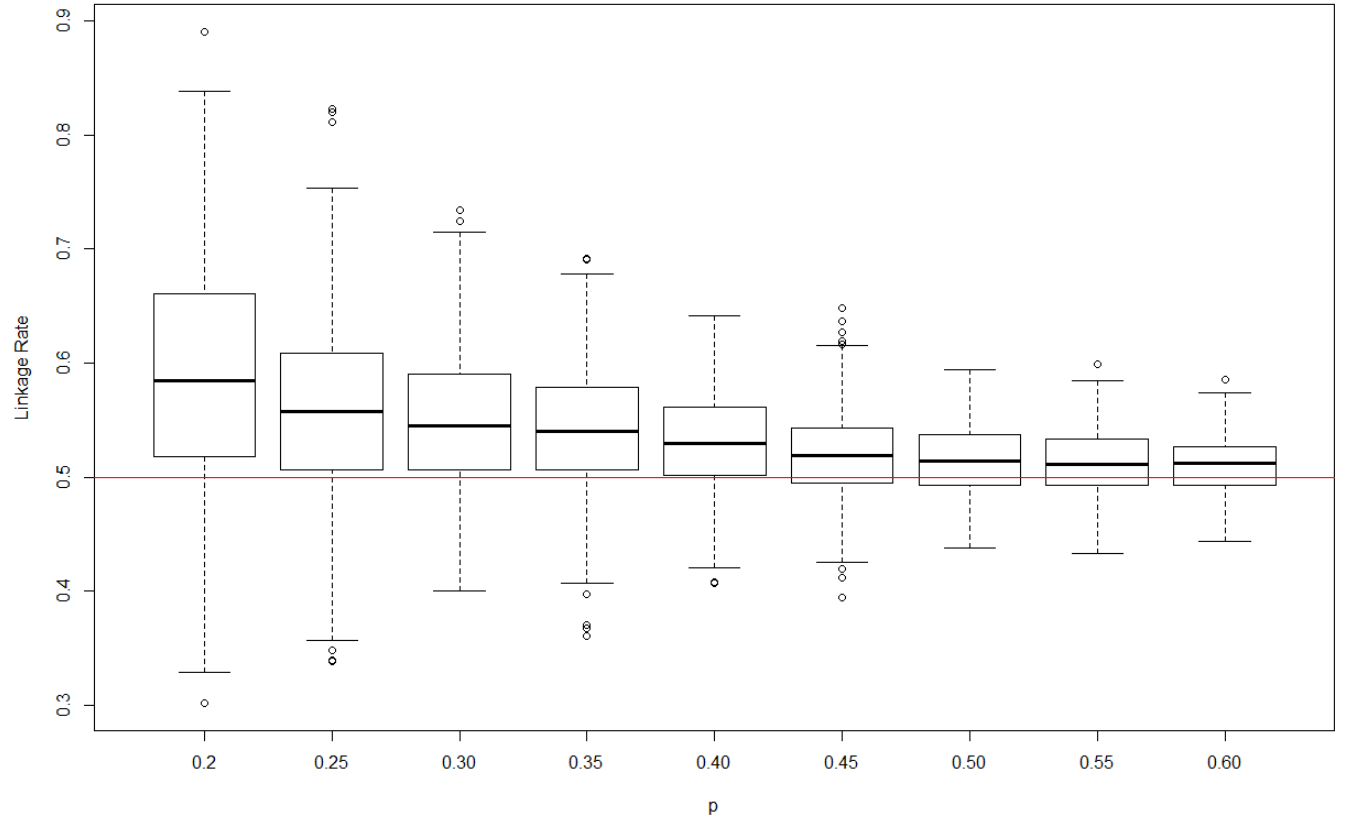


Figure 2: Distribution of adjusted estimators for various values of p when applying the proposed approach to a scale-free network with $\alpha = 3$. Here, the x-axis represents p and the y-axis represents values for the adjusted estimators where the red line indicates the true value.

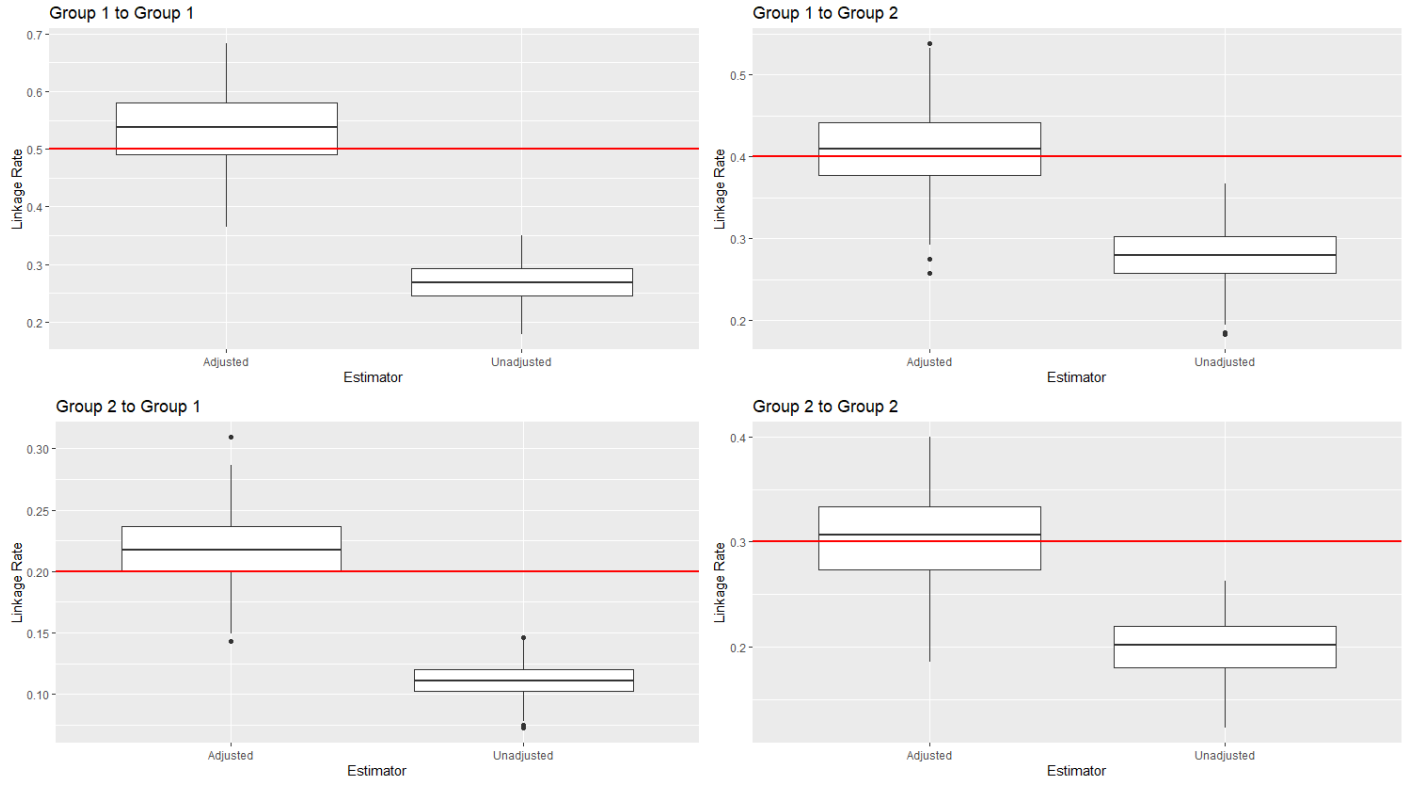


Figure 3: Distribution of adjusted and unadjusted estimators for linkage rates from the simulation in Section 5.1. The red horizontal line is the true value.

Figure 3 demonstrates that the adjusted estimators are considerably less biased than are the unadjusted estimators. As expected, the sampling fraction of the group impacts the performance of the adjusted estimator. Figure 3 confirms the expectation from Theorem 1 that when estimating the probability of linkage from Group "A" to Group "B", sampling additional nodes from Group "B" rather than Group "A" contributes more to improved performance. Most of the biases observed in the adjusted estimators is upwards.

Table 1 shows that the coverage probabilities for the between community estimates are much greater than the estimates for within communities. Note that based on the definition of θ_{rs} , it only makes sense to compare the coverage probability of θ_{11} with θ_{12} . Similarly, the same case applies with θ_{21} and θ_{22} .

Group r	Group s	Coverage
1	1	0.68
1	2	0.74
2	1	0.64
2	2	0.47

Table 1: Coverage probabilities of adjusted estimators from simulation in Section 5.1.

5.2 Botswana Combination Prevention Project

As discussed earlier, the intent of developing this approach was to estimate linkage rates for the HIV viral genetic linkage networks Botswana. The data used comes from a large cluster-randomized trial of a combination HIV prevention intervention - the Botswana Combination Prevention Project (BCPP).

In the BCPP, all households were targeted for a survey in 6 of the 30 participating

communities in Botswana. The communities that were selected are Gumare, Mauntalala, Mmankodi, Mmathethe, Ramokgonami and Shakawe. For those that choose to participate in the survey, demographic and household data along with HIV status is ascertained. For those who are HIV+, the viral genetic sequences are obtained. Hence, missing data arises due to the fact we have individuals who choose not to participate in the BCPP. However, going forward we assume that all individuals in the BCPP are MCAR, but acknowledge the fact that this assumption may not entirely hold.

It follows that we define an edge between two individuals to exist if and only if the pairwise distance between their viral genetic sequences is below some threshold, c . Following Novitsky et. al, we set $c = 0.07$.

Table 2 provides the proportions of HIV+ in individuals that participated in the BCPP; for 4 of the 6 communities, the proportions were over 40% but for 2, they were below 30%.

	Gumare	Maunatlala	Mmankodi	Mmathethe	Ramokgonami	Shakawe
p	0.29	0.52	0.26	0.44	0.48	0.48
n	325	363	270	336	350	484

Table 2: The proportion (p) and number (n) of HIV+ individuals in each community that participated in the BCPP.

We applied our methods to adjust for the incompleteness of the same. Figure 4 provides a heat map of the intensity of linkage after adjustment for missing data, within and across the communities as well as the variability associated with these estimates of linkage. For within community analyses, Gumare and Mmathethe have the highest linkage rates. Across communities, the high linkage rates are between Shakawe and Gumare in both directions.

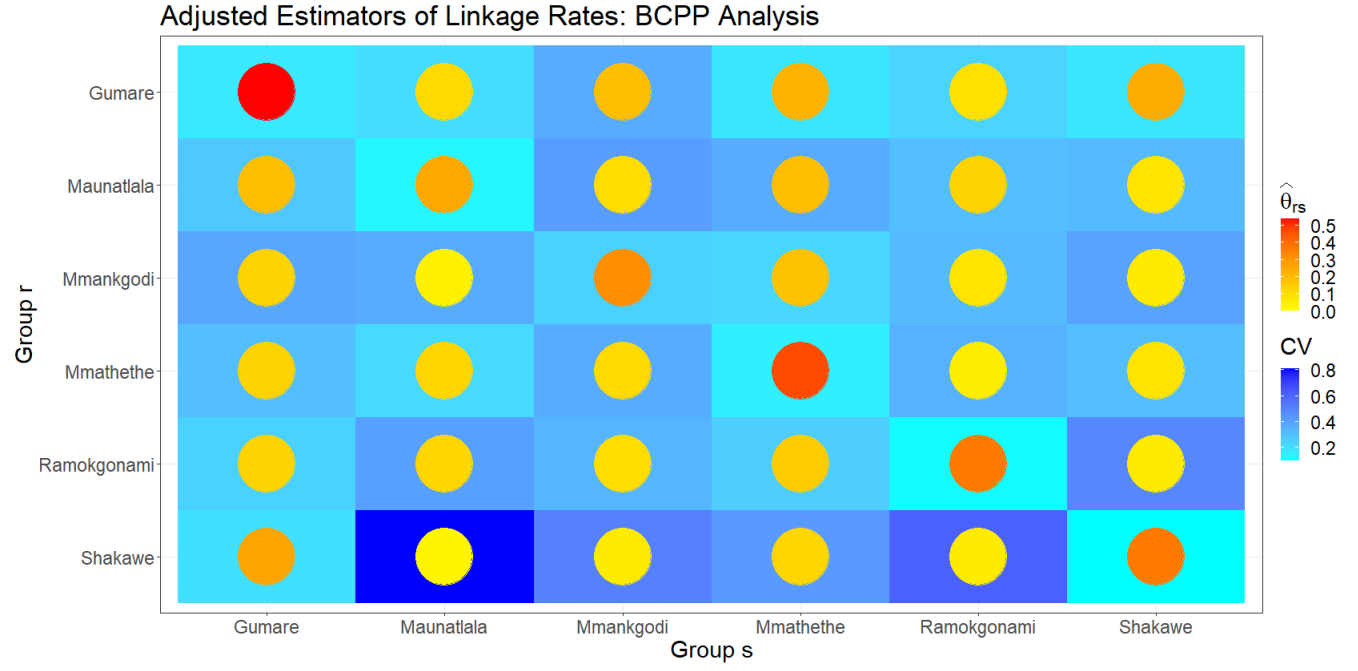


Figure 4: Adjusted estimators for linkage rates between the communities from the BCPP and coefficients of variation (CV) indicated by colors of circle and cell, respectively.

6 Discussion

This paper presents novel methods to estimate linkage rates in the presence of missing data. While methods have been proposed for such analyses, this paper is the first to ground such methods in statistical theory. Through the use of the U-statistics framework, we were able to show consistency of our estimator under assumptions about the nature of the network that are consistent with available literature and also to prove asymptotic normality, thereby permitting development of confidence interval estimates. We demonstrate that the methods work well when sampling proportion is greater than 0.4; but even in a setting with lower sampling rates, the adjustment greatly improve performance of estimators compared to those that ignore missing data. How to make further improvements to our estimator when applied to data with low sampling rates is a topic for further research.

Our illustrative example made use of data from the HIV prevention study in Botswana—the BCPP. We demonstrated that VGL linkage across communities is common—which implies that a treatment-as-prevention intervention applied at the village level will likely have effects on HIV incidence that are attenuated compared to effects that would occur if all relationships took place within villages. Furthermore such estimates would also be attenuated compared to an estimand of interest—the counterfactual expected difference in incidence between a setting in which the intervention was implemented in all villages and a setting in which it in none. Hence these VGL analyses are useful in both design and interpretation of cluster randomized trials for control of endemic diseases or disease outbreaks.

We note that our methods would apply not only to power law networks but to networks of all types, for which sampling of nodes is not complete. Due to the interest in analyzing the BCPP, we chose our focus to be power law networks; future work is required for extension to networks more generally.

7 Acknowledgements

The BCPP Impact Evaluation was supported by the President’s Emergency Plan for AIDS Relief through the Centers for Disease Control and Prevention (CDC) (cooperative agreements U01 GH000447 and U2G GH001911). The contents of this article are solely the responsibility of the authors and do not necessarily represent the official positions of the funding agencies. The following grant supported Tyler Vu and Victor De Gruttola: NIAID AI51164. We are grateful to Gabriel Erion for providing advice and code that greatly aided our work on the viral genetic sequences.

A Proof of Theorem 1

Proof. Without loss of generality suppose $p_s n_s \in \mathbb{N}$. If $p_s n_s \notin \mathbb{N}$, then we take $p_s n_s = \lceil p_s n_s \rceil$. We denote \tilde{D}_{ri}^s to be the number of individuals in $S_{n(s)}$ linked to subject $\mathbf{y}_{ri} \in S_{n(r)}$, i.e., a sample version of D_{ri}^s . Note that

$$P\left(\tilde{D}_{ri}^s \geq 1 \mid D_{ri}^s \geq 1\right) = P(v_{ri}^s = 1 \mid u_{ri}^s = 1) = \pi_{rs}$$

and

$$\tilde{D}_{ri}^s \mid D_{ri}^s \geq 1, D_{ri}^s = d \sim \text{HyperGeometric}(N_s, d, n_s)$$

where N_s is the size of the population of group s , d is the number of individuals in Ω_s that are linked to $\mathbf{y}_{ri} \in S_{n(r)}$ and n_s is the size of the random sample taken from Ω_s . We have

$$\begin{aligned} P\left(\tilde{D}_{ri}^s \geq 1 \mid D_{ri}^s \geq 1, D_{ri}^s = d\right) &= 1 - \frac{\binom{N_s-d}{n_s}}{\binom{N_s}{n_s}} \\ &= 1 - \frac{(N_s-d)!}{n_s!(N_s-d-n_s)!} \frac{n_s!(N_s-n_s)!}{N_s!} \\ &= 1 - \frac{(N_s-d)!}{(N_s-d-n_s)!} \frac{(N_s-n_s)!}{N_s!} \\ &= 1 - \frac{\prod_{k=0}^{n_s-1} (N_s-k-d)}{\prod_{k=0}^{n_s-1} (N_s-k)} \\ &= 1 - \prod_{k=0}^{n_s-1} \left(1 - \frac{d}{N_s-k}\right) \end{aligned}$$

Take $A_N(d) = \prod_{k=0}^{n_s-1} \left(1 - \frac{d}{N_s-k}\right)$, and let

$$\begin{aligned} A_N^l(d) &= \log(A_N(d)) \\ &= \sum_{k=0}^{n_s-1} \log\left(1 - \frac{d}{N_s-k}\right) \end{aligned}$$

We note that when $x \rightarrow 0$, we have $\log(1+x) \rightarrow x + O(x^2)$. For $N_s \rightarrow \infty$, We have

$$\begin{aligned}
A_N^l(d) &= - \sum_{k=0}^{n_s} \frac{d}{N_s - k} \\
&= -d \sum_{k=0}^{n_s} \frac{1}{N_s - k} \\
&= -d \sum_{j=(1-p_s)N_s}^{N_s} \frac{1}{j} \\
&= -d \sum_{j=(1-p_s)N_s}^{N_s} \frac{1}{N_s} \frac{N_s}{j} \\
&= -d \int_{(1-p_s)N_s}^{N_s} \frac{1}{N_s} \frac{N_s}{j} dj \\
&= -d \int_{1-p_s}^1 \frac{1}{x} dx \\
&= -d(-\log(1-p_s)) \\
&= d \log(1-p_s).
\end{aligned}$$

Thus, $A_N(d) \rightarrow (1-p_s)^d$, and

$$P\left(\tilde{D}_{ri}^s \geq 1 \mid D_{ri}^s \geq 1, D_{ri}^s = d\right) \rightarrow 1 - (1-p_s)^d.$$

Let $D_{N(rs)}^{max} = \max\{d : \Pr(D_{ri}^s = d)\}$. It follows that we have

$$\begin{aligned}
\pi_{rs} &= P\left(\tilde{D}_{ri}^s \geq 1 \mid D_{ri}^s \geq 1\right) \\
&= \sum_{d=1}^{D_{N(rs)}^{max}} P\left(\tilde{D}_{ri}^s \geq 1 \mid D_{ri}^s = d\right) P(D_{ri}^s = d \mid D_{ri}^s \geq 1) \\
&\rightarrow \sum_{d=1}^{D_{N(rs)}^{max}} (1 - (1-p_s)^d) P(D_{ri}^s = d \mid D_{ri}^s \geq 1)
\end{aligned}$$

Let $D_{n(rs)}^{max} = \max\{d : \Pr(\tilde{D}_{ri}^s = d)\}$. Similarly, if we treat S_n as the population and S_m as the sample from S_n of size pn , we can do the same as above and get the following:

$$\begin{aligned}
\tilde{\pi}_{rs} &= \Pr(\widetilde{\tilde{D}_{rs}^s} \geq 1 \mid \tilde{D}_{ri}^s \geq 1) \\
&= \sum_{d=1}^{D_{n(rs)}^{max}} P(\widetilde{\tilde{D}_{rs}^s} \geq 1 \mid \tilde{D}_{ri}^s = d) P(\tilde{D}_{ri}^s = d \mid \tilde{D}_{ri}^s \geq 1) \\
&\rightarrow \sum_{d=1}^{D_{N(rs)}^{max}} (1 - (1 - p_s)^d) P(D_{ri}^s = d \mid D_{ri}^s \geq 1)
\end{aligned}$$

Thus, $\tilde{\pi}_{rs}$ is a consistent estimator for π_{rs} .

■

B Derivation of Consistent Estimators for $\mathbf{h}_{rs1}(\mathbf{y}_{ki})$

B.1 A consistent estimator for $h_{rs1}^1(\mathbf{y}_{ki})$

To find $\hat{h}_{rs1}^1(\mathbf{y}_{ki})$, a consistent estimator for $h_{rs1}^1(\mathbf{y}_{ki})$, we first note that

$$\begin{aligned}
h_{rs1}^1(\mathbf{y}_{ki}) &= E[\hat{\gamma}_{rs1}(\mathbf{y}_{r1}, \mathbf{y}_{r2}, \dots, \mathbf{y}_{rn_r}; \mathbf{y}_{s1}, \mathbf{y}_{s2}, \dots, \mathbf{y}_{sn_s}) \mid \mathbf{y}_{ki}] \\
&= \binom{n_r}{m_r}^{-1} \binom{n_s}{m_s}^{-1} \sum_{S_{m(r)} \in C_{m(r)}^{n(r)}} \sum_{S_{m(s)} \in C_{m(s)}^{n(s)}} \left\{ \frac{1}{m_r} \sum_{j=1}^{m_r} E[\tilde{v}_{ri}^s \mid \mathbf{y}_{ki}] \right\} \\
&= \binom{n_r}{m_r}^{-1} \binom{n_s}{m_s}^{-1} \sum_{S_{m(r)} \in C_{m(r)}^{n(r)}} \sum_{S_{m(s)} \in C_{m(s)}^{n(s)}} G_{ki}^1,
\end{aligned}$$

where

$$G_{ki}^1 = G_{ki}^1(S_{m(r)}, S_{m(s)}) = \frac{1}{m_r} \sum_{j=1}^{m_r} E[\tilde{v}_{ri}^s \mid \mathbf{y}_{ki}].$$

If $k = r$ and $\mathbf{y}_{ri} \in S_{m(r)}$, then

$$G_{ki}^1 = \frac{1}{m_r} [\tilde{v}_{ri}^s + (m_r - 1) \gamma_{rs1}].$$

Otherwise,

$$G_{ki}^1 = \gamma_{rs1}.$$

Therefore, we have $h_{rs1}^1(\mathbf{y}_{si}) = \gamma_{rs1}$, which implies

$$\hat{h}_{rs1}^1(\mathbf{y}_{si}) = \hat{\gamma}_{rs1}.$$

For $h_{rs1}^1(\mathbf{y}_{ri})$, we have there are $\binom{n_r-1}{m_r-1}$ subsets of size m_r from $S_{n(r)}$ that contain \mathbf{y}_{ri} and the remaining $\binom{n_r-1}{m_r}$ subsets of $S_{n(r)}$ that do not contain \mathbf{y}_{ri} . It follows that we derive the

explicit form of $h_{rs1}^1(\mathbf{y}_{ri})$:

$$\begin{aligned}
h_{rs1}^1(\mathbf{y}_{ri}) &= \binom{n_r}{m_r}^{-1} \binom{n_s}{m_s}^{-1} \left[\sum_{S_{m(r)} \in C_{m(r)}^{n(r)} : \mathbf{y}_{ri} \in S_{m(r)}} \sum_{S_{m(s)} \in C_{m(s)}^{n(s)}} G_{ri}^1 + \sum_{S_{m(r)} \in C_{m(r)}^{n(r)} : \mathbf{y}_{ri} \notin S_{m(r)}} \sum_{S_{m(s)} \in C_{m(s)}^{n(s)}} G_{ri}^1 \right] \\
&= \binom{n_r}{m_r}^{-1} \binom{n_s}{m_s}^{-1} \sum_{S_{m(r)} \in C_{m(r)}^{n(r)} : \mathbf{y}_{ri} \in S_{m(r)}} \sum_{S_{m(s)} \in C_{m(s)}^{n(s)}} G_{ri}^1 + \binom{n_r}{m_r}^{-1} \binom{n_r-1}{m_r} \gamma_1 \\
&= \binom{n_r}{m_r}^{-1} \binom{n_s}{m_s}^{-1} \sum_{S_{m(r)} \in C_{m(r)}^{n(r)} : \mathbf{y}_{ri} \in S_{m(r)}} \sum_{S_{m(s)} \in C_{m(s)}^{n(s)}} \frac{1}{m_r} [\tilde{v}_{ri}^s + (m_r - 1) \gamma_1] + \frac{n_r - m_r}{n_r} \gamma_1 \\
&= \binom{n_r}{m_r}^{-1} \binom{n_s}{m_s}^{-1} \sum_{S_{m(r)} \in C_{m(r)}^{n(r)} : \mathbf{y}_{ri} \in S_{m(r)}} \sum_{S_{m(s)} \in C_{m(s)}^{n(s)}} \frac{1}{m_r} \tilde{v}_{ri}^s + \binom{n_r}{m_r}^{-1} \binom{n_r-1}{m_r-1} \frac{m_r-1}{m_r} \gamma_1 + \\
&\quad \frac{n_r - m_r}{n_r} \gamma_1 \\
&= \binom{n_r}{m_r}^{-1} \binom{n_s}{m_s}^{-1} \sum_{S_{m(r)} \in C_{m(r)}^{n(r)} : \mathbf{y}_{ri} \in S_{m(r)}} \sum_{S_{m(s)} \in C_{m(s)}^{n(s)}} \frac{1}{m_r} \tilde{v}_{ri}^s + \frac{n_r-1}{n_r} \gamma_1 \\
&= \left(\frac{1}{m_r} \binom{n_r}{m_r}^{-1} \binom{n_r-1}{m_r-1} \right) \binom{n_r-1}{m_r-1}^{-1} \sum_{S_{m(r)} \in C_{m(r)}^{n(r)} : \mathbf{y}_{ri} \in S_{m(r)}} \binom{n_s}{m_s}^{-1} \sum_{S_{m(s)} \in C_{m(s)}^{n(s)}} \tilde{v}_{ri}^s + \frac{n_r-1}{n_r} \gamma_1 \\
&= \frac{1}{n_r} \binom{n_r-1}{m_r-1}^{-1} \sum_{S_{m(r)} \in C_{m(r)}^{n(r)} : \mathbf{y}_{ri} \in S_{m(r)}} \binom{n_s}{m_s}^{-1} \sum_{S_{m(s)} \in C_{m(s)}^{n(s)}} \tilde{v}_{ri}^s + \frac{n_r-1}{n_r} \gamma_1
\end{aligned}$$

Therefore,

$$\hat{h}_{rs1}^1(\mathbf{y}_{ri}) = \frac{1}{n_r} \binom{n_r-1}{m_r-1}^{-1} \sum_{S_{m(r)} \in C_{m(r)}^{n(r)} : \mathbf{y}_{ri} \in S_{m(r)}} \binom{n_s}{m_s}^{-1} \sum_{S_{m(s)} \in C_{m(s)}^{n(s)}} \tilde{v}_{ri}^s + \frac{n_r-1}{n_r} \hat{\gamma}_1$$

B.2 A consistent estimator for $h_{rs1}^2(\mathbf{y}_{ki})$

To find $\widehat{h}_{rs1}^2(\mathbf{y}_{ki})$, a consistent estimator for $h_{rs1}^2(\mathbf{y}_{ki})$, we first note that

$$\begin{aligned} h_{rs1}^2(\mathbf{y}_{ki}) &= E[\widehat{\gamma}_{rs2}(\mathbf{y}_{r1}, \dots, \mathbf{y}_{rn_r}; \mathbf{y}_{s1}, \dots, \mathbf{y}_{sn_s}) \mid \mathbf{y}_{ki}] \\ &= \binom{n_r}{m_r}^{-1} \binom{n_s}{m_s}^{-1} \sum_{S_{m(r)} \in C_{m(r)}^{n(r)}} \sum_{S_{m(s)} \in C_{m(s)}^{n(s)}} \left\{ \frac{1}{m_r} \sum_{j=1}^{m_r} E[\widetilde{u}_{ri}^s \mid \mathbf{y}_{ki}] \right\} \\ &= \binom{n_r}{m_r}^{-1} \binom{n_s}{m_s}^{-1} \sum_{S_{m(r)} \in C_{m(r)}^{n(r)}} \sum_{S_{m(s)} \in C_{m(s)}^{n(s)}} G_{ki}^2, \end{aligned}$$

where

$$G_{ki}^2 = G_{ki}^2(S_{m(r)}, S_{n(s)}) = \frac{1}{m_r} \sum_{j=1}^{m_r} E[\widetilde{u}_{ri}^s \mid \mathbf{y}_{ki}].$$

If $k = r$ and $\mathbf{y}_{ri} \in S_{m_r}$, then

$$G_{ki}^2 = \frac{1}{m_r} [\widetilde{u}_{ri}^s + (m_r - 1) \gamma_{rs2}].$$

Otherwise,

$$G_{ki}^2 = \gamma_{rs2}.$$

Therefore, we have $h_{rs1}^2(\mathbf{y}_{si}) = \gamma_{rs2}$, which implies a consistent estimator $\widehat{h}_{rs1}^2(\mathbf{y}_{si})$ for $h_{rs1}^2(\mathbf{y}_{si})$ is defined as follows:

$$\widehat{h}_{rs1}^2(\mathbf{y}_{si}) = \widehat{\gamma}_{rs2}.$$

Further, as \widetilde{u}_{ri}^s is a connection indicator with respect to $S_{n(s)}$, as long as we know $\mathbf{y}_{ri} \in S_{m(r)}$ we have \widetilde{u}_{ri}^s does not depend on S_m , i.e., if $S_{m(r)}$ and $S'_{m(r)}$ are both subsamples of size m_r from $S_{n(r)}$ that contains $\mathbf{y}_{ri} \in S_{m(r)}$, then

$$G_{ki}^2(S_{m(r)}, S_{n(s)}) = G_{ki}^2(S'_{m(r)}, S_{n(s)}).$$

For $h_{rs1}^2(\mathbf{y}_{ri})$, we have $\binom{n_r-1}{m_r-1}$ subsets of size m_r from S_{n_r} that contain \mathbf{y}_{ri} and there are the remaining $\binom{n_r-1}{m_r}$ subsets of size m_r from S_{n_r} that do not contain \mathbf{y}_{ri} . Fix S'_{m_r} to be any subset of size m_r from S_{n_r} that contain \mathbf{y}_{ri} . Thus,

$$\begin{aligned}
h_{rs1}^2(\mathbf{y}_{ri}) &= \binom{n_r}{m_r}^{-1} \binom{n_s}{m_s}^{-1} \left[\sum_{S_{m(r)} \in C_{m(r)}^{n(r)} : \mathbf{y}_{ri} \in S_{m(r)}} \sum_{S_{m(s)} \in C_{m(s)}^{n(s)}} G_{ri}^2 + \sum_{S_{m(r)} \in C_{m(r)}^{n(r)} : \mathbf{y}_{ri} \notin S_{m(r)}} \sum_{S_{m(s)} \in C_{m(s)}^{n(s)}} G_{ri}^2 \right] \\
&= \binom{n_r}{m_r}^{-1} \binom{n_r-1}{m_r-1} G_{ri}^2(S_{m'_r}, S_{n(s)}) + \binom{n_r}{m_r}^{-1} \binom{n_r-1}{m_r} \gamma_{rs2} \\
&= \frac{m_r}{n_r} G_{ri}^2(S_{m'_r}, S_{n(s)}) + \frac{n_r - m_r}{n_r} \gamma_{rs2} \\
&= \frac{1}{n_r} [\tilde{u}_{ri}^s + (m_r - 1) \gamma_{rs2}] + \frac{n_r - m_r}{n_r} \gamma_{rs2} \\
&= \frac{\tilde{u}_{ri}^s}{n_r} + \frac{n_r - 1}{n_r} \gamma_{rs2}
\end{aligned}$$

Therefore,

$$\hat{h}_{rs1}^2(\mathbf{y}_{ri}) = \frac{\tilde{u}_{ri}^s}{n_r} + \frac{n_r - 1}{n_r} \hat{\gamma}_{rs2}$$

B.3 A consistent estimator for $h_{rs1}^3(\mathbf{y}_{ki})$

To find $\hat{h}_{rs1}^3(\mathbf{y}_{ki})$, a consistent estimator for $h_1^3(\mathbf{y}_i)$, we first note that

$$\begin{aligned}
h_1^3(\mathbf{y}_{ki}) &= E[\hat{\gamma}_{rs3}(\mathbf{y}_{r1}, \dots, \mathbf{y}_{rn_r}; \mathbf{y}_{s1}, \dots, \mathbf{y}_{sn_s}) \mid \mathbf{y}_{ki}] \\
&= \frac{1}{n_r} \sum_{j=1}^{n_r} E[v_{rj}^s = 1 \mid \mathbf{y}_{ki}] \\
&= \begin{cases} \frac{1}{n_r} [v_{ni}^{rs} + (n_r - 1) \gamma_{rs3}], & k = r \\ \gamma_{rs3}, & k = s \end{cases}
\end{aligned}$$

If $k = r$ and $j = i$, then

$$E[v_{rj}^s \mid \mathbf{y}_{ki}] = v_{ri}^s.$$

Otherwise,

$$E[v_{rj}^s] = \gamma_{rs3}.$$

Therefore,

$$\hat{h}_1^3(\mathbf{y}_{ki}) = \begin{cases} \frac{v_{ri}^{rs}}{n_r} + \frac{n_r-1}{n_r} \gamma_{rs3}, & k = r \\ \gamma_{rs3}, & k = s \end{cases}$$

Thus,

$$\hat{h}_1^3(\mathbf{y}_{ki}) = \begin{cases} \frac{v_{ri}^{rs}}{n_r} + \frac{n_r-1}{n_r} \hat{\gamma}_{rs3}, & k = r \\ \hat{\gamma}_{rs3}, & k = s \end{cases}$$

C A Consistent Estimator for the Variance of $\tilde{\theta}_{rs}$

Note that

$$\tilde{\theta}_{rs} = \tilde{\theta}_{rs}(\mathbf{y}_{r1}, \dots, \mathbf{y}_{rn_r}; \mathbf{y}_{s1}, \dots, \mathbf{y}_{sn_s}) = \frac{1}{n_r} \sum_{i=1}^{n_r} v_{ri}^s.$$

We have that the arguments of $\tilde{\theta}_{rs}$ are symmetric when when permuted with respect to each group and that

$$E(\tilde{\theta}_{rs}) = \pi_{rs}\theta.$$

Thus, $\tilde{\theta}_{rs}$ is a U-Statistic for $\pi_{rs}\theta$. Note that we denote $\tilde{\theta}_{rs}$ and $\pi_{rs}\theta$ as $\hat{\gamma}_3$ and γ_3 , respectively. Let

$$\begin{aligned}
h_{rs1}^3 &= E(h_{rs}^3(\mathbf{y}_{r1}, \dots, \mathbf{y}_{rn_r}; \mathbf{y}_{s1}, \dots, \mathbf{y}_{sn_s}) | \mathbf{y}_{ki}), \\
\tilde{h}_{rs1}^3(\mathbf{y}_i) &= h_{rs1}^3(\mathbf{y}_i) - \gamma_{rs3} \\
\sigma_{h(3)}^2 &= Var(\tilde{h}_{rs1}^3(\mathbf{y}_{ki}))
\end{aligned}$$

By [7], it follows that

$$\sqrt{n_{rs}}(\hat{\gamma}_{rs3} - \gamma_{rs3}) \rightarrow_d N(0, \sigma_{\gamma(3)}^2 = \rho_r^2 n_r^2 \sigma_{r3}^2 + \rho_s^2 n_s^2 \sigma_{s3}^2).$$

where $\rho_k^2 = \lim_{n_{rs} \rightarrow \infty} \frac{n_{rs}}{n_k}$ and

$$n_{rs} = \begin{cases} n_r & r = s \\ n_r + n_s & r \neq s \end{cases}.$$

A consistent estimate of $\sigma_{\gamma(3)}^2$ is given by:

$$\hat{\sigma}_{\gamma(3)}^2 = \frac{1}{n_k - 1} \sum_{i=1}^{n_k} \left(\hat{h}_{rs1}^3(\mathbf{y}_{ki}) - \hat{\gamma}_{rs3} \right)^2,$$

where $\hat{h}_{rs1}^3(\mathbf{y}_{ki})$ denotes a consistent estimator for $h_{rs1}^3(\mathbf{y}_{ki})$.

D Comparison of Adjusted and Unadjusted Probabilities of Linkage

D.1 Estimates for Probabilities of Linkage

	Gumare		Maunatlala		Mmankgodi		Mmathethe		Ramokgonami		Shakawe	
	U	A	U	A	U	A	U	A	U	A	U	A
Gumare	0.26	0.54	0.08	0.11	0.06	0.19	0.12	0.22	0.07	0.09	0.131	0.24
Maunatlala	0.09	0.19	0.17	0.25	0.04	0.10	0.10	0.19	0.08	0.13	0.04	0.08
Mmankgodi	0.06	0.13	0.03	0.04	0.10	0.32	0.09	0.18	0.04	0.08	0.03	0.06
Mmathethe	0.05	0.13	0.07	0.12	0.04	0.11	0.26	0.47	0.03	0.05	0.05	0.08
Ramokgonami	0.06	0.13	0.07	0.12	0.03	0.10	0.08	0.15	0.23	0.37	0.03	0.06
Shakawe	0.10	0.26	0.02	0.03	0.02	0.06	0.06	0.12	0.03	0.06	0.22	0.37

Table 3: Unadjusted (U) and adjusted (A) linkage rates for the communities investigated from the BCPP.

D.2 Standard Error of Probabilities of Linkage

	Gumare		Maunatlala		Mmankgodi		Mmathethe		Ramokgonami		Shakawe	
	U	A	U	A	U	A	U	A	U	A	U	A
Gumare	0.13	0.09	0.07	0.02	0.02	0.07	0.02	0.04	0.02	0.02	0.20	0.04
Maunatlala	0.02	0.05	0.03	0.03	0.03	0.04	0.08	0.07	0.01	0.04	0.02	0.03
Mmankgodi	0.17	0.05	0.01	0.02	0.03	0.08	0.03	0.04	0.02	0.03	0.01	0.02
Mmathethe	0.16	0.04	0.04	0.03	0.01	0.04	0.09	0.07	0.04	0.02	0.06	0.02
Ramokgonami	0.02	0.03	0.04	0.05	0.03	0.03	0.08	0.04	0.09	0.04	0.04	0.03
Shakawe	0.03	0.05	0.02	0.03	0.02	0.03	0.07	0.05	0.04	0.03	0.34	0.04

Table 4: Standard errors of unadjusted (U) and adjusted (A) linkage rates for the communities investigated from the BCPP.

References

- [1] Shelley H Liu, Gabriel Erion, Vladimir Novitsky, and Victor De Gruttola. Viral genetic linkage analysis in the presence of missing data, 8 2015.
- [2] Nicole Bohme Carnegie, Rui Wang, Vladimir Novitsky, and Victor De Gruttola. Linkage of viral sequences among hiv-infected village residents in botswana: estimation of linkage rates in the presence of missing data. *PLoS computational biology*, 1 2014.
- [3] Vlad Novitsky, Melissa Zahralban-Steele, Sikhulile Moyo, Tapiwa Nkhisang, Dorcas Maruapula, Mary Fran McLane, Jean Leidner, Kara Bennett, Kathleen E Wirth, et al. Mapping of hiv-1c transmission networks reveals extensive spread of viral lineages across villages in botswana treatment-as-prevention trial. *The Journal of infectious diseases*, 222(10):1670–1680, 2020.

- [4] Andrew J Leigh Brown, Samantha J Lycett, Lucy Weinert, Gareth J Hughes, Esther Fearnhill, and David T Dunn. Transmission network parameters estimated from hiv sequences for a nationwide epidemic. *Journal of Infectious Diseases*, 204(9):1463–1469, 2011.
- [5] Joel O Wertheim, Sergei L Kosakovsky Pond, Lisa A Forgione, Sanjay R Mehta, Ben Murrell, Sharmila Shah, Davey M Smith, Konrad Scheffler, and Lucia V Torian. Social and genetic networks of hiv-1 transmission in new york city. *PLoS pathogens*, 13(1):e1006000, 2017.
- [6] Joel O Wertheim, Andrew J Leigh Brown, N Lance Hepler, Sanjay R Mehta, Douglas D Richman, Davey M Smith, and Sergei L Kosakovsky Pond. The global transmission network of hiv-1. *The Journal of infectious diseases*, 209(2):304–313, 2014.
- [7] Jeanne Kowalski and Xin M Tu. Modern applied u-statistics, 4 2007.
- [8] Marko Sarstedt, Paul Bengart, Abdel Monim Shaltoni, and Sebastian Lehmann. The use of sampling methods in advertising research: A gap between theory and practice. *International Journal of Advertising*, 37(4):650–663, 2018.
- [9] Wan Tang, Hua He, and Xin M Tu. *Applied categorical and count data analysis*. CRC Press, 2012.
- [10] Michael PH Stumpf, Carsten Wiuf, and Robert M May. Subnets of scale-free networks are not scale-free: sampling properties of networks. *Proceedings of the National Academy of Sciences*, 102(12):4221–4224, 2005.