

# VOLUME OF INTERSECTION OF A CONE WITH A SPHERE

RICHARD J. MATHAR

**ABSTRACT.** The manuscript provides formulas for the volume of a body defined by the intersection of a solid cone and a solid sphere as a function of the sphere radius, of the distance between cone apex and sphere center, and of the cone aperture angle.

If the sphere center lies on the (extended) cone axis the analysis may be based on cylinder coordinates fixed at the cone axis, and the volume is the sum of the well-known volumes of finite cones and sphere caps.

At the general geometry the sphere center is *not* on the (extended) cone axis. Our approach calculates the volume by slicing space perpendicular to the cone axis and by integrating the lens areas defined by the sphere-cone intersection. These volume integrals are rephrased with the aid of the Byrd-Friedmann tables to Elliptic Integrals of the First, Second and Third Kind.

## 1. ON-AXIS. APEX INSIDE SPHERE

**1.1. Polar coordinates.** The volume of the intersection of a cone which contains the sphere center on its (extended) rotation axis is computed in this section in tutorial fashion. The principle parameters are the sphere radius  $R$ , the distance  $d$  between sphere center and cone apex, and  $0 \leq \varphi \leq \pi/2$ , half the field-of-view angle of the cone. A spherical coordinate system may be defined, centered at the sphere center, with radial coordinate  $r$ , azimuth angle  $\phi$ , polar angle  $\theta$  and Jacobian

---

*Date:* April 1, 2022.

*2020 Mathematics Subject Classification.* Primary 28A75; Secondary 51M25; 97G30.

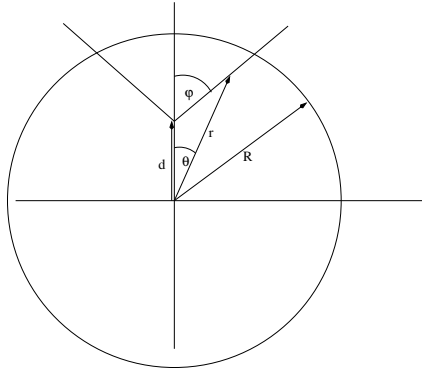


FIGURE 1. Spherical coordinates  $r$  and  $\theta$  of a sphere of radius  $R$  intersecting a cone with apex at a distance  $d$  from the sphere center.

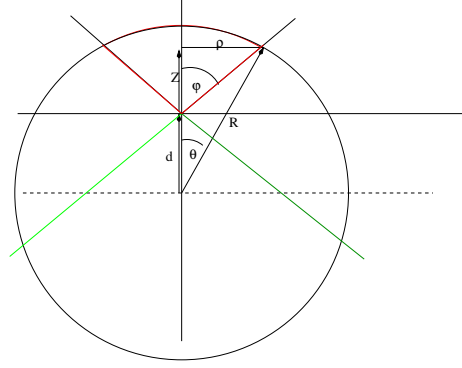


FIGURE 2. Cylinder coordinates  $z$  and  $\rho$  of a sphere of radius  $R$  intersecting a cone with apex at a distance  $d > 0$  from the sphere center. Secondary cone shell in green.

$r^2 \sin \theta$  [6, 4.603].

$$\begin{aligned} (1) \quad x &= r \sin \theta \cos \phi; \\ (2) \quad y &= r \sin \theta \sin \phi; \\ (3) \quad z &= r \cos \theta \end{aligned}$$

(Some authors measure  $\theta$  as a latitude from the equator and the factor  $\cos \theta$  appears in the Jacobian [3, (1.7.9.3)].)

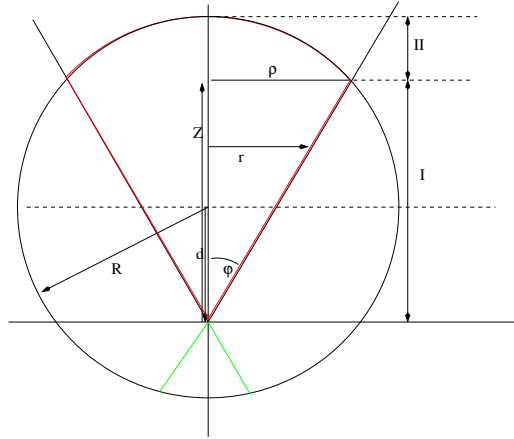
**1.2. Cylinder coordinates.** A cylindrical coordinate system may also be used, centered at the cone apex, with  $x$  and  $y$  spanning the horizontal plane, radial coordinate  $r = \sqrt{x^2 + y^2}$ , azimuth angle  $\phi$ , vertical coordinate  $z$  of the cone axis, and Jacobian  $r$

$$\begin{aligned} (4) \quad x &= r \cos \phi; \\ (5) \quad y &= r \sin \phi; \end{aligned}$$

**1.3. Volume.** The volume of the intersection of the cone and sphere is essentially the volume of the cone delimited by the horizontal plane where the cone meets the sphere surface, plus the volume of the sphere cap for larger values of  $z$ . We define the Cartesian coordinate system such that the cone apex is at  $z = 0$  and the sphere center at  $z = -d$ ; the sign of  $d$  indicates whether the cone apex is above or below the equatorial plane of the sphere. In Figure 2 the integral starts at  $z = 0$  with cone radius  $r = 0$  and covers the range up to  $z = Z$  where the cone radius has grown linearly to  $\rho$ , and continues in the range  $z = Z$  up to  $z = R - d$  with a radius  $r$  shrinking from  $\rho$  down to zero delimited by the sphere surface. The volume of the cone-sphere intersection is

$$(6) \quad V^{(i)}(R, d, \varphi) = \iiint dxdydz = \int_0^{2\pi} d\phi \int_0^{\rho} r dr \int_0^{R-d} dz = 2\pi \int_0^{R-d} dz \int_0^{\rho} r dr.$$

The transitory value  $Z$  is calculated by emitting a ray from the cone apex into the direction of  $\varphi$  with coordinates  $(t \sin \varphi, t \cos \varphi)$  in the cross section of Figure 3, where  $t$  is the Euclidean distance from the cone apex, and equating these with a coordinates of a point on the sphere with polar angle  $\theta$ ,  $(R \sin \theta, R \cos \theta - d)$ . If the



$z$ -coordinate of the apex is negative like in Figure 3,  $d$  is smaller than zero and the cone contains the sphere center. Solving for  $t$  gives  $t = R \sin \theta / \sin \varphi$ , then

$$(7) \quad R \sin(\varphi - \theta) = d \sin \varphi.$$

Solving for  $\theta$  yields

$$(8) \quad \theta = \varphi - \arcsin(d \sin \varphi / R).$$

$$\begin{aligned} (9) \quad Z + d &= R \cos \theta = R \cos[\varphi - \arcsin(d \sin \varphi / R)] \\ &= \cos \varphi \sqrt{R^2 - (d \sin \varphi)^2} + d \sin^2 \varphi. \end{aligned}$$
$$(10) \quad \bar{V}^{(i)}(R, d, \varphi) \equiv \frac{4}{3}\pi R^3 - V^{(i)}(R, d, \varphi),$$

and to handle the cases  $\varphi > \pi/2$  by flipping the cone axis upside-down:

$$(11) \quad V^{(i)}(R, d, \varphi) = \frac{4}{3}\pi R^3 - V^{(i)}(R, -d, \pi - \varphi), \quad \pi/2 < \varphi \leq \pi.$$

Splitting (6) into the two regions  $z \leq Z$  yields

$$\begin{aligned}
 (12) \quad V^{(i)}(R, d, \varphi) &= 2\pi \int_0^{R-d} dz \int_0^z r dr \\
 &= 2\pi \int_0^Z dz \int_0^{z \tan \varphi} r dr + 2\pi \int_Z^{R-d} dz \int_0^{\sqrt{R^2 - (z+d)^2}} r dr \\
 &= \pi \int_0^Z dz z^2 \tan^2 \varphi + \pi \int_Z^{R-d} dz (R^2 - (z+d)^2) \\
 &= \frac{1}{3}\pi \tan^2 \varphi Z^3 + \frac{1}{3}\pi(2R + Z + d)(R - Z - d)^2, \quad 0 \leq \varphi \leq \pi/2.
 \end{aligned}$$

**Remark 2.** Equating  $z \tan \varphi = \sqrt{R^2 - (z+d)^2}$  in the upper limits and solving for  $z$  gives again (9).

Figures 2 and 3 show  $\tan \varphi = \rho/Z$ , so the first term is the well-known volume

$$(13) \quad V_{\Delta}(\rho, Z) = \frac{1}{3}\pi \rho^2 Z$$

of the cone with base radius  $\rho$  and height  $Z$  [4, 3.151] in region I of Figure 3, the second term is the well-known volume

$$(14) \quad V_{\cap}(R, h) = \frac{1}{3}\pi h^2(3R - h)$$

of the spherical cap of thickness  $h = R - Z - d$  [4, 3.162], region II.

Limiting cases are

- the cone with apex at the center of the sphere with  $Z = R \cos \varphi$ :

$$(15) \quad V^{(i)}(R, 0, \varphi) = \frac{2}{3}\pi R^3(1 - \cos \varphi)$$

which is  $R^3/3$  times the solid angle covered by the cone,

- the volume of the spherical cap [4, 3.162]

$$(16) \quad V^{(i)}(R, d, \pi/2) = \frac{1}{3}\pi(2R + d)(R - d)^2.$$

- the apex at the sphere surface with  $Z = R[1 + \cos(2\varphi)]$ ,

$$(17) \quad V^{(i)}(R, -R, \varphi) = \frac{4}{3}\pi R^3 \sin^2 \varphi (1 + \cos^2 \varphi)$$

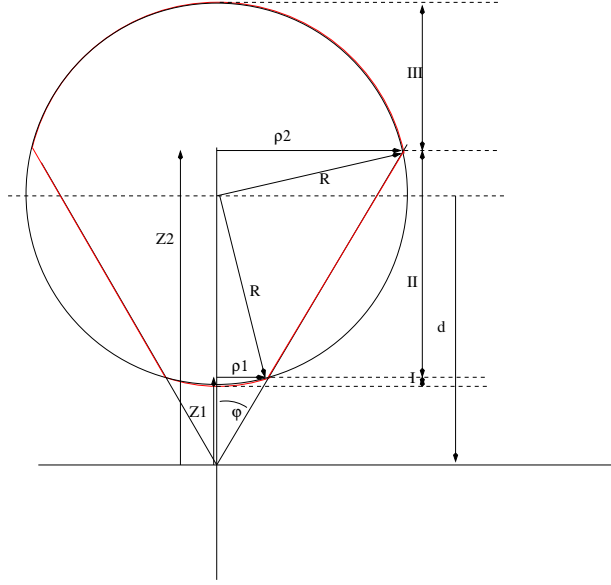
such that for  $\varphi \rightarrow \pi/2$  the sphere is entirely inside the cone and the volume is the entire sphere volume  $4\pi R^3/3$ .

- the complementary spherical cap

$$(18) \quad V^{(i)}(R, -d, \pi/2) = \frac{4}{3}\pi R^3 - \frac{1}{3}\pi(2R + d)(R - d)^2 = \bar{V}^{(i)}(R, d, \pi/2).$$

## 2. ON-AXIS. APEX OUTSIDE THE SPHERE

If the cone apex is outside the sphere,  $d < -R$ , the cone (projection) intersects the sphere at a near point characterized by (projected) cylinder coordinates  $Z_1, \rho_1$  and a far point  $Z_2, \rho_2$  as sketched in Figure 4. In the figure the polar angle for the far point is  $\theta < \pi/2$ , but for sufficiently small  $d$  and sufficiently large  $\varphi$  the far point may actually be located below the horizontal line.

FIGURE 4. Cone apex outside the On-axis Sphere.  $d < -R$ .

We follow the strategy to obtain the volume of the intersection as the sum of the volume of the sphere cap of radius  $\rho_1$  at the south pole, a truncated cone of radii  $\rho_1$  and  $\rho_2$ , and a sphere cap of radius  $\rho_2$  at the north pole.

The ray from the apex into the direction  $\varphi$  meets the circle (projection) fixed by the condition that the distance to the sphere center be  $R$ . The same analysis that led to (9) requires

$$(19) \quad Z_{1,2} + d = R \cos[\varphi - \arcsin(d \sin \varphi / R)] \\ = \mp \cos \varphi \sqrt{R^2 - (d \sin \varphi)^2} + d \sin^2 \varphi.$$

where  $\arcsin$  refers to both branches of the inverse trigonometric sine, generating two different signs of their cosines. For sufficiently large  $\varphi$ ,  $\sin \varphi > R/|d|$ , the cone walls may be tangential to the sphere or not intersect the sphere at all; then the volume of the intersection is the full  $4\pi R^3/3$  of the sphere. The corresponding (positive) radii are

$$(20) \quad \rho_{1,2} = \sqrt{R^2 - (Z_{1,2} + d)^2} = Z_{1,2} \tan \varphi.$$

The thickness of the south polar sphere cap, region I in Figure 4, is  $R + Z_1 + d$ ; the height of the truncated cone, region II, is  $Z_2 - Z_1 \geq 0$ ; the thickness of the north polar sphere cap, region III, is  $R - Z_2 - d$ . The sum of these 3 positive values is  $2R$ . The sum of the volumes of the three regions is

$$(21) \quad V^{(o)}(R, d, \varphi) = V_{\cap}(R, R + Z_1 + d) + V_{\Delta}(\rho_2, Z_2) - V_{\Delta}(\rho_1, Z_1) + V_{\cap}(R, R - Z_2 - d) \\ = \frac{1}{3}\pi [(R + Z_1 + d)^2(2R - Z_1 - d) + (Z_2 - Z_1)(\rho_1^2 + \rho_1\rho_2 + \rho_2^2) + (R - Z_2 - d)^2(2R + Z_2 + d)].$$

for  $\sin \varphi \leq R/d \leq 1$ ,  $Z_1 \leq Z_2$ .

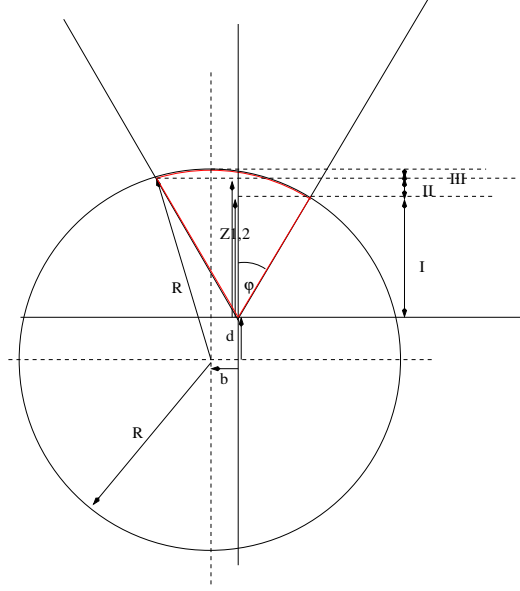


FIGURE 5. Cone apex inside the off-axis sphere. Impact parameter  $b$  and signed distance  $d$  between apex and the sphere's equatorial plane.

**Remark 3.** If  $d \rightarrow -\infty$  and  $\varphi \rightarrow 0$  keeping  $d \sin \varphi$  constant, the geometry approaches a sphere intersected with a circular cylinder [2, 7, 12].

### 3. OFF-AXIS. APEX INSIDE SPHERE

The more general geometry shows a sphere center that has a nonzero distance  $b > 0$ , the impact parameter of particle physics, from the cone axis as in Figure 5. The distance  $d$  between the apex and the sphere center, measured along the sphere axis orthogonal to  $b$ , may be positive or negative.

**Remark 4.** One can always find a rectangular coordinate system in which the cone axis and the sphere center are in the  $x - z$  plane, such that there are 4 relevant parameters:  $R$ ,  $\varphi$ ,  $b$  and  $d$ . Given a generic set of  $\vec{S}$  (location of the sphere center),  $\vec{C}$  (location of the cone apex), and  $\vec{a}$  (vector from the apex along the cone axis), the reduction to the principal parameters  $b$  and  $d$  is given by the projection of  $\vec{S}$  on  $\vec{a}$ .  $\vec{C}$  is reached from  $\vec{S}$  via  $\vec{S} - \vec{b} + t\vec{a} = \vec{C}$  with  $t$  measuring distances along the cone axis.  $\vec{b} \perp \vec{a}$  yields in an intermediate step  $t = (\vec{C} - \vec{S}) \cdot \vec{a} / (\vec{a} \cdot \vec{a})$ . Then  $b$  follows as  $b = |\vec{b}| = |\vec{S} - \vec{C} + t\vec{a}|$ , and finally  $d = t|\vec{a}|$ .

The apex is in the sphere while  $d^2 + b^2 \leq R^2$ ; otherwise the analysis of Section 4 takes over. We place the apex at the center of the cylinder coordinates; the cone wall is defined by

$$(22) \quad z = r \cot \varphi; \quad z \geq 0$$

and the sphere surface by

$$(23) \quad (x + b)^2 + y^2 + (z + d)^2 = R^2.$$

This fixes the sign of  $d$ :  $d$  is positive if the cone apex is *above* the altitude of the sphere center. Section 1.2 turns this into

$$(24) \quad r^2 + b^2 + 2rb \cos \phi + (z + d)^2 = R^2.$$

In the projection, Figure 5, a lower value  $Z_1$  and a higher value  $Z_2$  of the latitudes appear where sphere and cone intersect.

**Remark 5.** *On the curve of the intersection one can eliminate  $z$  from (24) inserting (22):*

$$(25) \quad r^2 + b^2 + 2rb \cos \phi + (r \cot \varphi + d)^2 = R^2.$$

*This is the projection of the intersection curve on the horizontal plane (perpendicular to the cone axis). The first derivative of (25) along the curve of  $r(\phi)$ , with  $r' \equiv \partial r / \partial \phi$ , is*

$$(26) \quad 2rr' + 2r'b \cos \phi - 2rb \sin \phi + 2(r \cot \varphi + d)r' = 0.$$

*The maximum and minimum distance of this planar curve from the cone axis are set by  $r' = 0$  which leads with this equation to  $\sin \phi = 0$ ; so it is correct to locate the points of  $Z_{1,2}$  in the cross section of the  $x - z$ -plane.*

**Remark 6.** *We only consider angles  $\varphi \leq \pi/2$  here. The cases of overstretched cones are forwarded to (11) with flipped sign of  $d$ .*

The locations of  $Z_{1,2}$  are calculated in spherical coordinates centered at the cone apex sending a ray of parameter  $t$  from the apex into the direction  $\varphi$  along  $(x, z)$  coordinates  $(t \sin \varphi, t \cos \varphi)$ . Another ray from the sphere center to the sphere surface has coordinates  $(R \sin \theta - b, R \cos \theta - d)$ . They meet at

$$(27) \quad t \sin \varphi = R \sin \theta - b; \quad t \cos \varphi = R \cos \theta - d.$$

Introducing unitless

$$(28) \quad \hat{d} \equiv d/R; \quad \hat{b} \equiv b/R$$

and eliminating  $t$  gives

$$(29) \quad \sin(\varphi - \theta) = \hat{d} \sin \varphi - \hat{b} \cos \varphi,$$

$$(30) \quad \theta = \varphi - \arcsin(\hat{d} \sin \varphi - \hat{b} \cos \varphi)$$

consistent with the on-axis equation (7) as  $b \rightarrow 0$ .

**Remark 7.** *There are two branches of the arcsin, selecting the cone and its twilling at the same apex but the axis pointing into the opposite direction.*

Back to the cylinder coordinates centered at the apex the projections are

$$(31) \quad Z_{1,2} + d = R \cos \theta$$

switching to  $-\varphi$  in (30) to obtain the second value:

$$(32) \quad Z_1 + d = R \cos[\varphi - \arcsin(\hat{d} \sin \varphi - \hat{b} \cos \varphi);$$

$$(33) \quad Z_2 + d = R \cos[-\varphi - \arcsin(-\hat{d} \sin \varphi - \hat{b} \cos \varphi].$$

The limits of the radii of the cylinder coordinates are

$$(34) \quad \rho_{1,2} = Z_{1,2} \tan \varphi.$$

**Remark 8.** *An alternative to this vector-algebra is to continue from Remark 5 with an algebraic approach: Since the critical values are where  $\phi = 0, \pi$ , one may insert  $\cos \phi = \pm 1$  into (25), solve the two quadratic equations for  $r$  in the range  $r > 0$ , call them  $\rho_{1,2}$  and insert these back into (22) to get  $Z_{1,2}$ .*

**Remark 9.** *In the limit  $b = 0$  both solutions of (25) are the same because the term with  $\cos \phi$  vanishes from the equation.*

The intersecting volume  $V^{(i)}(R, d, b, \varphi) = V_I + V_{II} + V_{III}$  contains three subvolumes if the  $z$ -axis is chopped by horizontal planes into slices.

- I) For  $0 < z < Z_1$ , region I in Figure 5, it is the volume of the cone of height  $Z_1$  and base radius  $\rho_1 \equiv Z_1 \tan \varphi$ ; this subvolume has the value  $V_I = V_\Delta(\rho_1, Z_1) = \frac{1}{3}\pi\rho_1^2 Z_1$ .
- II) For  $Z_1 < z < Z_2$ , region II, the limits of  $r$  are partially set by the cone wall and partially by the sphere surface.
- III) For  $Z_2 < z < R - d$  the limits of  $r$ , region III, are set by the sphere surface as a function of the azimuth  $\phi$ . It is a sphere cap of base radius  $\rho_2 - b$  and thickness  $h = R - d - Z_2$  thinking in terms of polar coordinates at the sphere center. This portion of the volume of the North Polar Cap is  $V_{III} = V_\cap(R, h)$ . For sufficiently small  $\varphi$ ,  $Z_2 \tan \varphi < b$ , the sphere cap is outside the cone and there is no contribution of region III to the volume. Then the left branch of the red line of the cone in Figure 6 hits the circle before the red arc on the circle reaches the north pole. [This type of argument indicating the presence of sphere caps in the volume of intersection will recur many times in Section 4.]

This leaves to find a formula for the volume  $V_{II}$  of the intermediate region (II). For constant  $z$  the interior of the cone defines a circle of radius  $z \tan \varphi$  at the center, and the interior of the sphere defines a circle of radius  $\sqrt{R^2 - (z + d)^2}$  displaced by  $b$ . In region (2) none of both is entirely inside the other, and the horizontal slice defines an overlap area  $A$  as discussed in Appendix A.

The volume integral is gathered by integrating the cross section areas (59) along the  $z$ -direction,

$$(35) \quad V_{II} = \int_{Z_1}^{Z_2} A\left(z \tan \varphi, \sqrt{R^2 - (z + d)^2}, b\right) dz,$$

which splits into three terms overlapping two sectors and subtracting one triangle,

$$(36) \quad V_{II} = v_1 + v_2 - v_\Delta.$$

The ordinate sections of (54) are for these  $z$ -dependent radii

$$(37) \quad x_1 = \frac{1}{2b}\left(R^2 - \frac{z^2}{\cos^2 \varphi} - 2zd - d^2 - b^2\right),$$

$$(38) \quad x_2 = \frac{1}{2b}\left(R^2 - \frac{z^2}{\cos^2 \varphi} - 2zd - d^2 + b^2\right).$$

To consolidate the algebraic representation it is useful to introduce the dimensionless variable

$$(39) \quad \hat{z} \equiv z/(R \cos \varphi).$$



**3.1. Cone Sector.** The first contribution to (36) along the vertical direction induced by the area of (59) is

$$\begin{aligned}
 (40) \quad v_1 &= \int dz \alpha_1 r_1^2 = \int dz r_1^2 \arccos \frac{-x_1}{r_1} \\
 &= \int dz z^2 \tan^2 \varphi \arccos \frac{-\frac{1}{2b}(R^2 - \frac{z^2}{\cos^2 \varphi} - 2zd - d^2 - b^2)}{z \tan \varphi} \\
 &= R^3 \cos \varphi \sin^2 \varphi \int d\hat{z} \hat{z}^2 \arccos \frac{-1 + \hat{z}^2 + 2 \cos \varphi \hat{d} \hat{z} + \hat{d}^2 + \hat{b}^2}{2\hat{b} \hat{z} \sin \varphi}.
 \end{aligned}$$

By partial integration

$$\begin{aligned}
 (41) \quad & \int d\hat{z} \hat{z}^2 \arccos \frac{-1 + \hat{z}^2 + 2 \cos \varphi \hat{d} \hat{z} + \hat{d}^2 + \hat{b}^2}{2\hat{b} \hat{z} \sin \varphi} \\
 &= \frac{1}{3} \hat{z}^3 \arccos[\dots] - \frac{1}{3} \int d\hat{z} \hat{z}^3 \\
 & \quad \frac{-\hat{z}^2 - 1 + \hat{d}^2 + \hat{b}^2}{\hat{z}^2 \hat{b} \sin \varphi \sqrt{-\frac{(2 \cos \varphi \hat{d} \hat{z} - 1 + \hat{z}^2 + \hat{b}^2 + \hat{d}^2 + 2\hat{b} \sin \varphi \hat{z})(2 \cos \varphi \hat{d} \hat{z} - 1 + \hat{z}^2 + \hat{b}^2 + \hat{d}^2 - 2\hat{b} \sin \varphi \hat{z})}{\hat{b}^2 \sin^2 \varphi \hat{z}^2}}} \\
 &= \frac{1}{3} \hat{z}^3 \arccos[\dots] + \frac{1}{3} \int d\hat{z} \hat{z}^3 \\
 & \quad \frac{\hat{z}^2 + 1 - \hat{d}^2 - \hat{b}^2}{\hat{z} \sqrt{-(2 \cos \varphi \hat{d} \hat{z} - 1 + \hat{z}^2 + \hat{b}^2 + \hat{d}^2 + 2\hat{b} \sin \varphi \hat{z})(2 \cos \varphi \hat{d} \hat{z} - 1 + \hat{z}^2 + \hat{b}^2 + \hat{d}^2 - 2\hat{b} \sin \varphi \hat{z})}} \\
 &= \frac{1}{3} \hat{z}^3 \arccos[\dots] + \frac{1}{3} \int d\hat{z} \frac{\hat{z}^2(\hat{z}^2 + 1 - \hat{d}^2 - \hat{b}^2)}{\sqrt{-(\hat{z} - \hat{z}_1^+)(\hat{z} - \hat{z}_1^-)(\hat{z} - \hat{z}_2^+)(\hat{z} - \hat{z}_2^-)}},
 \end{aligned}$$

where the roots of the two quadratic polynomials in the denominator are

$$(42) \quad \hat{z}_1^\pm = -(\hat{d} \cos \varphi + \hat{b} \sin \varphi) \pm \sqrt{(\hat{d} \cos \varphi + \hat{b} \sin \varphi)^2 + 1 - \hat{d}^2 - \hat{b}^2}; \quad \hat{z}_1^- < 0 < \hat{z}_1^+$$

$$(43) \quad \hat{z}_2^\pm = -(\hat{d} \cos \varphi - \hat{b} \sin \varphi) \pm \sqrt{(\hat{d} \cos \varphi - \hat{b} \sin \varphi)^2 + 1 - \hat{d}^2 - \hat{b}^2}; \quad \hat{z}_2^- < 0 < \hat{z}_2^+$$

$\hat{z}_1^+$  is the scaled version of  $Z_1$ ,  $\hat{z}_2^+$  is the scaled version of  $Z_2$ . Note that  $\hat{d}^2 + \hat{b}^2 < 1$  here because the apex is inside the sphere of radius  $R$ . The integral is reduced as detailed in Appendix C.

**3.2. Sphere Sector.** The second contribution to (36) along the vertical direction induced by the area of (59) is in the scaled variable (39)

$$\begin{aligned}
 (44) \quad v_2 &= \int dz \alpha_2 r_2^2 = \int dz r_2^2 \arccos \frac{x_2}{r_2} \\
 &= \int dz [R^2 - (z + d)^2] \arccos \frac{\frac{1}{2b}(R^2 - \frac{z^2}{\cos^2 \varphi} - 2zd - d^2 + b^2)}{\sqrt{R^2 - (z + d)^2}} \\
 &= R^3 \cos \varphi \int d\hat{z} [1 - (\hat{z} \cos \varphi + \hat{d})^2] \arccos \frac{1 - \hat{z}^2 - 2 \cos \varphi \hat{d} \hat{z} - \hat{d}^2 + \hat{b}^2}{2\hat{b} \sqrt{1 - (\cos \varphi \hat{z} + \hat{d})^2}}.
 \end{aligned}$$

By partial integration

$$\begin{aligned}
(45) \quad & \int d\hat{z} \left[ 1 - (\hat{z} \cos \varphi + \hat{d})^2 \right] \arccos \frac{1 - \hat{z}^2 - 2 \cos \varphi \hat{d} \hat{z} - \hat{d}^2 + \hat{b}^2}{2\hat{b} \sqrt{1 - (\cos \varphi \hat{z} + \hat{d})^2}} \\
&= \left[ \hat{z} - \frac{(\hat{z} \cos \varphi + \hat{d})^3}{3 \cos \varphi} \right] \arccos[\dots] + \int d\hat{z} \left[ \hat{z} - \frac{(\hat{z} \cos \varphi + \hat{d})^3}{3 \cos \varphi} \right] \\
&\quad \times \frac{1}{\sqrt{1 - \frac{(1 - \hat{z}^2 - 2 \cos \varphi \hat{d} \hat{z} - \hat{d}^2 + \hat{b}^2)^2}{4\hat{b}^2 [1 - (\cos \varphi \hat{z} + \hat{d})^2]}}} \\
&\times \frac{1}{2\hat{b} \sqrt{1 - (\cos \varphi \hat{z} + \hat{d})^2}} \left[ -2\hat{z} - 2\hat{d} \cos \varphi + \frac{(1 - \hat{z}^2 - 2\hat{d} \cos \varphi \hat{z} - \hat{d}^2 + \hat{b}^2)(\cos \varphi \hat{z} + \hat{d}) \cos \varphi}{1 - (\cos \varphi \hat{z} + \hat{d})^2} \right] \\
&= \left[ \hat{z} - \frac{(\hat{z} \cos \varphi + \hat{d})^3}{3 \cos \varphi} \right] \arccos[\dots] + \int d\hat{z} \left[ \hat{z} - \frac{(\hat{z} \cos \varphi + \hat{d})^3}{3 \cos \varphi} \right] \\
&\quad \times \frac{1}{\sqrt{4\hat{b}^2 [1 - (\cos \varphi \hat{z} + \hat{d})^2] - (1 - \hat{z}^2 - 2 \cos \varphi \hat{d} \hat{z} - \hat{d}^2 + \hat{b}^2)^2}} \\
&\times \left[ -2\hat{z} - 2\hat{d} \cos \varphi + \frac{(1 - \hat{z}^2 - 2\hat{d} \cos \varphi \hat{z} - \hat{d}^2 + \hat{b}^2)(\cos \varphi \hat{z} + \hat{d}) \cos \varphi}{1 - (\cos \varphi \hat{z} + \hat{d})^2} \right] \\
&= \left[ \hat{z} - \frac{(\hat{z} \cos \varphi + \hat{d})^3}{3 \cos \varphi} \right] \arccos[\dots] + \int d\hat{z} \left[ \hat{z} - \frac{(\hat{z} \cos \varphi + \hat{d})^3}{3 \cos \varphi} \right] \\
&\times \left[ -2(\hat{z} + \hat{d} \cos \varphi) + \cos \varphi \frac{(1 - \hat{z}^2 - 2\hat{d} \cos \varphi \hat{z} - \hat{d}^2 + \hat{b}^2)(\hat{z} \cos \varphi + \hat{d})}{(1 + \cos \varphi \hat{z} + \hat{d})(1 - \cos \varphi \hat{z} - \hat{d})} \right] \\
&\quad \times \frac{1}{\sqrt{(\hat{z} - \hat{z}_1^+)(\hat{z} - \hat{z}_1^-)(\hat{z}_2^+ - \hat{z})(\hat{z} - \hat{z}_2^-)}}
\end{aligned}$$

with  $\hat{z}_{1,2}^\pm$  given by (42)–(43).

Then (45) contains first a sum of integrals of powers of  $\hat{z}$  divided by the quartic square root manageable by Appendix C. In addition there is an integral with a quadratic polynomial in  $\hat{z}$  in the denominator, which is split into two terms with a linear polynomial by decomposition into partial fractions. To reduce complexity introduce an intermediate  $\bar{z} \equiv \hat{z} \cos \varphi + \hat{d}$ , so

$$\begin{aligned}
(46) \quad & 3 \cos^3 \varphi \left[ \hat{z} - \frac{(\hat{z} \cos \varphi + \hat{d})^3}{3 \cos \varphi} \right] \frac{(1 - \hat{z}^2 - 2\hat{d} \cos \varphi \hat{z} - \hat{d}^2 + \hat{b}^2)(\hat{z} \cos \varphi + \hat{d})}{(1 + \cos \varphi \hat{z} + \hat{d})(1 - \cos \varphi \hat{z} - \hat{d})} \\
&= 2 \sin^2 \varphi + 8\hat{d}^2 \sin^2 \varphi - 2\hat{b}^2 \cos^2 \varphi + \hat{d}(-7 + 4 \cos^2 \varphi) \bar{z} \\
&\quad + (\cos^2 \varphi - \hat{d}^2 \sin^2 \varphi + \hat{b}^2 \cos^2 \varphi + 2) \bar{z}^2 + 2\hat{d} \sin^2 \varphi \bar{z}^3 - \bar{z}^4 \\
&\quad - \frac{1}{2} \frac{2 \sin^2 \varphi + 8\hat{d}^2 \sin^2 \varphi - 2\hat{b}^2 \cos^2 \varphi - 7\hat{d} \sin^2 \varphi - 3\hat{d}^3 \sin^2 \varphi + 3\hat{d}\hat{b}^2 \cos^2 \varphi}{1 - \bar{z}} \\
&\quad + \frac{1}{2} \frac{-2 \sin^2 \varphi - 8\hat{d}^2 \sin^2 \varphi + 2\hat{b}^2 \cos^2 \varphi - 7\hat{d} \sin^2 \varphi - 3\hat{d}^3 \sin^2 \varphi + 3\hat{d}\hat{b}^2 \cos^2 \varphi}{1 + \bar{z}} \\
&= 2 \sin^2 \varphi + 3\hat{d}^2 \sin^2 \varphi - 2\hat{b}^2 \cos^2 \varphi + \hat{d}^2 \cos^2 \varphi (\hat{b}^2 - \hat{d}^2) \\
&\quad + \hat{d} \cos \varphi \left[ -3 + 6 \cos^2 \varphi + 2\hat{b}^2 \cos^2 \varphi - 4\hat{d}^2 \cos^2 \varphi \right] \hat{z} \\
&\quad + \cos^2 \varphi \left[ 2 + \cos^2 \varphi + \hat{b}^2 \cos^2 \varphi - \hat{d}^2 (1 + 5 \cos^2 \varphi) \right] \hat{z}^2 \\
&\quad - 2\hat{d} \cos^3 \varphi (1 + \cos^2 \varphi) \hat{z}^3 - \cos^4 \varphi \hat{z}^4 \\
&\quad - \frac{1}{2} \frac{(2 - 3\hat{d})(1 - \hat{d})^2 \sin^2 \varphi - \hat{b}^2 (2 - 3\hat{d}) \cos^2 \varphi}{1 - \hat{z} \cos \varphi - \hat{d}} \\
&\quad - \frac{1}{2} \frac{(2 + 3\hat{d})(1 + \hat{d})^2 \sin^2 \varphi - \hat{b}^2 (2 + 3\hat{d}) \cos^2 \varphi}{1 + \hat{z} \cos \varphi + \hat{d}}.
\end{aligned}$$

This type of integrals is covered by Appendix D.

**3.3. Triangle.** The radius of the lens of the intersecting planar circles is

$$(47) \quad \rho = \frac{1}{2b} \sqrt{-(R^2 - d^2 - b^2 - 2zd - z^2/\cos^2 \varphi - 2bz \tan \varphi)(R^2 - d^2 - b^2 - 2zd - z^2/\cos^2 \varphi + 2bz \tan \varphi)}.$$

Then the third contribution to (36) can be written as

$$(48) \quad v_\Delta = \int \rho b dz = \frac{1}{2} R^3 \cos \varphi \int d\hat{z} \times \sqrt{-(-1 + \hat{d}^2 + \hat{b}^2 + 2\hat{d} \cos \varphi \hat{z} + \hat{z}^2 + 2\hat{b} \hat{z} \sin \varphi)(-1 + \hat{d}^2 + \hat{b}^2 + 2\hat{d} \cos \varphi \hat{z} + \hat{z}^2 - 2\hat{b} \hat{z} \sin \varphi)}$$

The square root contains a product of two quadratic polynomials in  $\hat{z}$ . Their roots are provided by (42)–(43). Since  $\hat{z}$  will be integrated in these limits, the writeup as an Elliptic Integral is

$$(49) \quad v_\Delta = \frac{1}{2} R^3 \cos \varphi \int_{z_1^+}^{z_2^+} d\hat{z} \sqrt{(\hat{z} - \hat{z}_1^+)(\hat{z} - \hat{z}_1^-)(\hat{z}_2^+ - \hat{z})(\hat{z} - \hat{z}_2^-)}.$$

Details of the evaluation are posted in Appendix B.

#### 4. OFF-AXIS. APEX OUTSIDE SPHERE

Determining the curve of the intersection is of interest for satellite imagery where the sphere represents the Earth and the cone apex an orbiting satellite [11].

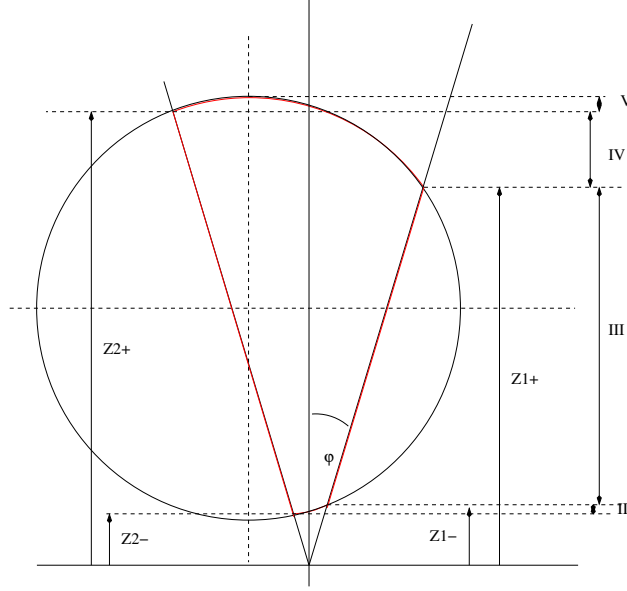


FIGURE 6. Cone apex outside the off-axis sphere. Two-branch intersection. Real-valued  $Z_{1,2}^{\pm}$  and real-valued reduced  $\hat{z}_{1,2}^{\pm}$ . No south pole cap in intersection.

Miller [8] considers five major cases of intersections which can be registered by the number of real-valued quantities in Equations (42)–(43).

If all 4 values  $\hat{z}_{1,2}^{\pm}$  are imaginary, the bodies either do not intersect at all or the sphere is entirely inside the cone with intersecting volume of 0 or  $4\pi R^3/3$ , respectively.

There are essentially the two-branched case of Figure 6 of 7, where all 4 values  $z_{1,2}^{\pm}$  are real and the lines of intersection are two separate quadrics, and the one-branched case of Figure 8 where the 2 values  $z_1^{\pm}$  are imaginary and the lines of intersection is a single quadric.

The cases with a single tangent point where  $z_1^+ = z_1^-$  are just limiting values (the Viviani case, so to speak) and not of special importance to the computation of the volume of the intersection of the two bodies.

**Remark 10.**  $z_1^{\pm}$  are imaginary if the argument  $(\hat{d} \cos \varphi + \hat{b} \sin \varphi)^2 + 1 - \hat{d}^2 - \hat{b}^2 = 1 - (\hat{d} \sin \varphi - \hat{b} \cos \varphi)^2$  of the square root (42) is negative. This is the same criterion which keeps the value of the arcsin argument in (32) outside the interval  $[-1, 1]$ .

**4.1. Two Branches.** In Figures 6 and 7, the intersection  $V = V_I + V_{II} + V_{III} + V_{IV} + V_V$  comprises

- I) for sufficiently large  $\varphi$  like in Figure 7 but not in Figure 6,  $Z_2^- \tan \varphi > b$ , a sphere cap of thickness  $h = R + d + Z_2^-$  at the south pole, with volume  $V_I = V_{\cap}(R, h)$ .

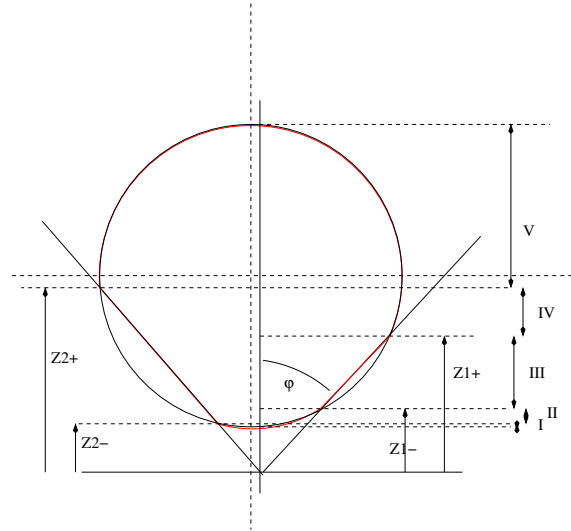


FIGURE 7. Cone apex outside the off-axis sphere. Two-branch intersection. Real-valued  $Z_{1,2}^{\pm}$  and real-valued reduced  $\hat{z}_{1,2}^{\pm}$ . With south pole cap in intersection.

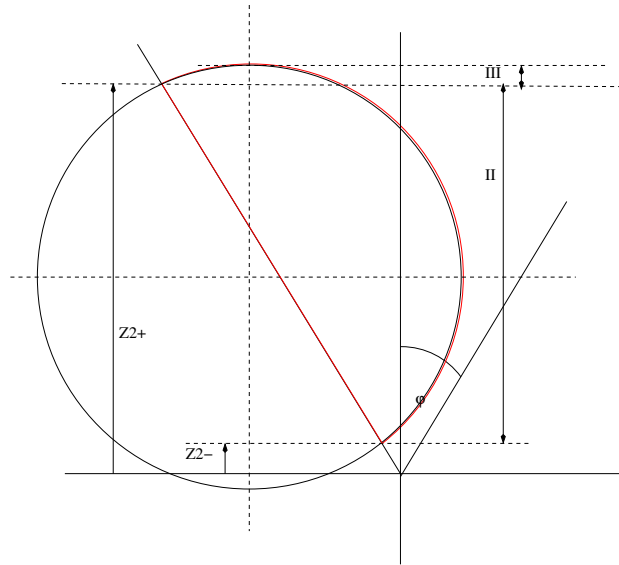


FIGURE 8. Cone apex outside the off-axis sphere. One-branch intersection. Real-valued  $Z_2^{\pm}$  and real-valued reduced  $\hat{z}_2^{\pm}$ .

II)

$$(50) \quad V_{II} = \int_{Z_2^-}^{Z_1^-} A\left(z \tan \varphi, \sqrt{R^2 - (z + d)^2}, b\right) dz$$

III) the truncated cone

$$V_{III} = V_{\Delta}(\rho_1^+, Z_1^+) - V_{\Delta}(\rho_1^-, Z_1^-),$$

where  $\rho$  and  $Z$  are correlated by (34);

IV)

$$(51) \quad V_{IV} = \int_{Z_1^+}^{Z_2^+} A\left(z \tan \varphi, \sqrt{R^2 - (z + d)^2}, b\right) dz$$

V) for sufficiently large  $\varphi$ ,  $Z_2^+ \tan \varphi > b$ , a sphere cap of thickness  $h = R - d - Z_2^+$  at the north pole covering the range  $Z_2^+ \leq z \leq R - d$  with volume  $V_V = V_{\cap}(R, h)$ . For  $Z_2^+ \tan \varphi < b$  the intersection at altitude  $Z_2^+$  may be at the horizontal cylinder coordinate smaller than  $b$ ; then this sphere cap is outside the cone and does not contribute to the volume.

The algebra for regions II and IV is the same as the algebra of computing (35). The only difference is that the numerical order of the four real-valued reduced  $\hat{z}$  values in  $\sqrt{-(\hat{z} - z_1^+)(\hat{z} - z_1^-)(\hat{z} - z_2^+)(\hat{z} - z_2^-)}$  may differ such that the parameters  $a-d$  in the appendices need to be permuted to yield applicable Byrd-Friedman-integrals.

**4.2. One Branch.** If only  $\hat{z}_2^{\pm}$  are real-valued the volume of the intersection  $V = V_I + V_{II} + V_{III}$  contains

- I) for sufficiently large  $\varphi$ ,  $Z_2^- \tan \varphi > b$  a sphere cap of thickness  $h = R + d + Z_2^-$  at the south pole, volume  $V_I = V_{\cap}(R, h)$ . In Figure 8 that south pole cap is not contributing.
- II) a subvolume

$$V_{II} = \int_{Z_2^-}^{Z_2^+} A\left(z \tan \varphi, \sqrt{R^2 - (z + d)^2}, b\right) dz$$

as in (35). For the main integral the analysis of Section 3 remains valid, but here  $\hat{z}_1^+$  and  $\hat{z}_1^-$  are two conjugated complex values, so in the appendices the alternative integrals with complex-conjugated roots of the quartic polynomial are activated.

- III) for sufficiently large  $\varphi$ ,  $Z_1^+ \tan \varphi > b$  a sphere cap of thickness  $h = R - d - Z_2^+$  for  $Z_2^+ < z < R - d$  up to the north pole, volume  $V_{III} = V_{\cap}(R, h)$ .

In overview, the one-branch cases have the same criteria and formulas to include the polar caps as the two-branch cases, they have no contribution from a truncated cone in intermediate  $Z$ -regions, and the two integrals that depend on the limits  $Z_1^{\pm}$  in the two-branch cases are glued into a single integral covering the entire interval  $[Z_2^-, Z_2^+]$ .

## 5. SUMMARY

The volume of the intersection of cone and on-axis sphere is given by (12) if the apex is inside the sphere, and by (21) and the apex is outside the sphere: sums of (truncated) cones and sphere caps.

Answering a question of Shah [13], the volumes with off-axis spheres have been reduced to Elliptic Integrals in Sections 3 and 4 for apexes in- and outside the sphere.

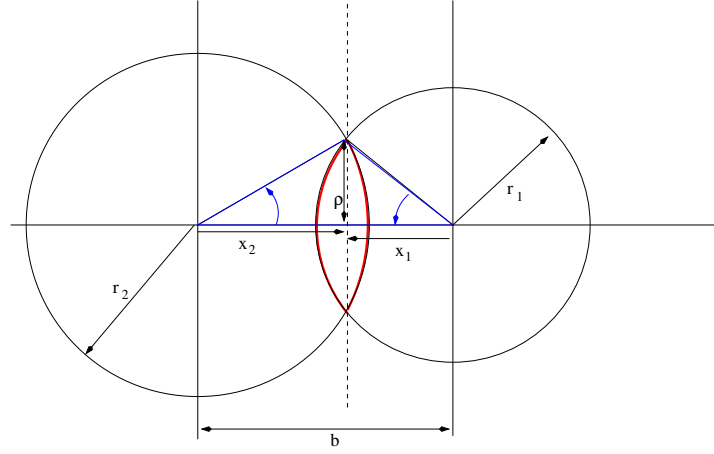


FIGURE 9. Two intersecting circles of radius  $r_1$  and  $r_2$  at a distance  $b$  with base radius  $\rho$  of the red asymmetric lens.  $b^2 > r_1^2 + r_2^2$ .  $x_2 > 0$ .  $x_1 < 0$ .

#### APPENDIX A. TWO INTERSECTING CIRCLES

The geometry of two planar intersecting circles of radii  $r_1$  and  $r_2$  at distance  $b$  is illustrated in Figures 9 and 10. Only the cases with non-vanishing overlap,  $b < r_1 + r_2$ , are of interest here. We also assume that the circle rims intersect, which means  $b + r_2 > r_1$  [10].

The (right) circle of radius  $r_1$  is placed at the center of coordinates:

$$(52) \quad x^2 + y^2 = r_1^2.$$

The (left) circle of radius  $r_2$  is placed at  $(-b, 0)$ :

$$(53) \quad (x + b)^2 + y^2 = r_2^2.$$

Solving the first equation for  $y^2$ , insertion in the second equation and solving for  $x$  gives for the horizontal coordinates of the lens position

$$(54) \quad x_1 = \frac{r_2^2 - r_1^2 - b^2}{2b} < 0; \quad x_2 = b + x_1 = \frac{r_2^2 - r_1^2 + b^2}{2b}.$$

$x_2$  is positive in Figure 9, negative in Figure 10. The radius  $\rho \geq 0$  of the lens in the right triangle of sides  $r_1$ ,  $x_1$  and  $\rho$  is the associated  $y$ -value from (52),

$$(55) \quad \rho = \sqrt{r_1^2 - x_1^2} = \sqrt{r_2^2 - x_2^2} = \frac{\sqrt{[(b + r_2)^2 - r_1^2][r_1^2 - (r_2 - b)^2]}}{2b}.$$

Imaginary values of  $\rho$  are numerical indicators for circles with non-intersecting rims, because they either are too far apart or one circle lies entirely within the other.

**Remark 11.** If the value of  $x_1$  becomes less than  $-b - r_2$  (indicating that the intersection would be to the left of the left circle), the factor  $(b + r_2)^2 - r_1^2$  in the discriminant of this radix becomes negative. If the value of  $x_2$  becomes larger than  $r_2$  (indicating that the intersection is to the right of the left circle), the factor  $r_1^2 - (r_2 - b)^2$  in the discriminant becomes negative. Because the polynomial of the discriminant is a symmetric function of  $r_1$  and  $r_2$ , the equivalent criteria apply also for the right circle.

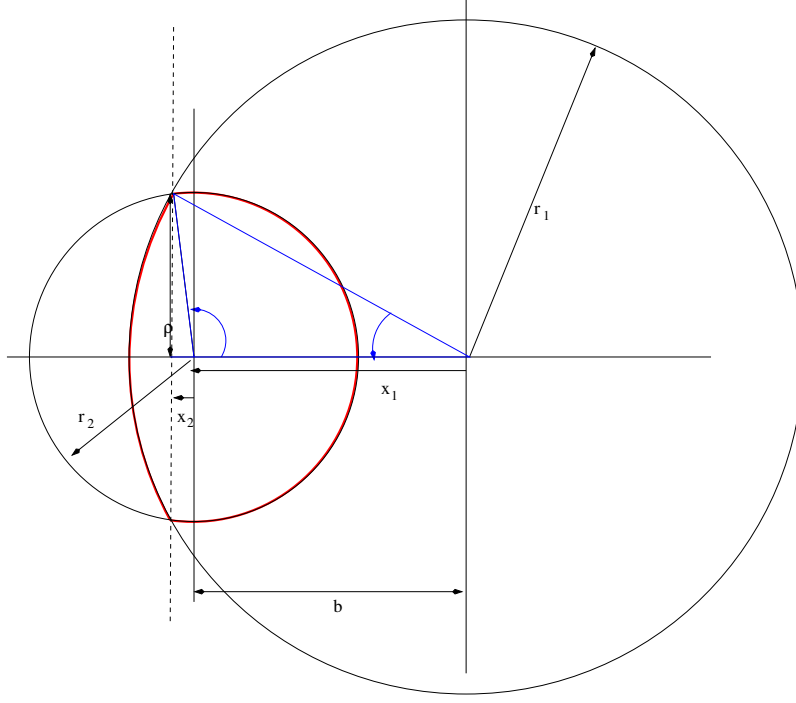


FIGURE 10. Two intersecting circles of radius  $r_1$  and  $r_2$  at a distance  $b$  with base radius  $\rho$  of the red asymmetric lens.  $b^2 < r_1^2 + r_2^2$ .  $x_2 < 0$ .  $x_1 < 0$ .

**Remark 12.** *The discriminant of the square root is a polynomial of order 4 in  $b$ . Imagine the smaller circle wandering from left to right with decreasing  $b$  in front of the larger circle. There are 4 positions associated with the roots of this polynomial where the two circles have only one point in common and where  $\rho$  becomes zero: 2 positions where the circles barely touch, and 2 positions where the smaller circle is inside the larger circle. (These are called contacts in the astronomy of eclipses.)*

The angles  $\alpha_{1,2}$  at which  $\rho$  appears from the centers of the circles are blue in Figures 9 and 10:

$$(56) \quad \sin \alpha_1 = \frac{\rho}{r_1}; \quad \sin \alpha_2 = \frac{\rho}{r_2}.$$

$$(57) \quad \cos \alpha_1 = \frac{-x_1}{r_1}; \quad \cos \alpha_2 = \frac{x_2}{r_2}; \quad 0 \leq \alpha_1, \alpha_2 \leq \pi.$$

In Figure 9  $\alpha_2 < \pi/2$ ; in Figure 10  $\alpha_2 > \pi/2$ .

The area of the intersection delineated in red is the sum of the areas of the two circular segments with radii  $r_1$  and  $r_2$  [4, 3.76]. Using the principle of inclusion-exclusion, the area of the blue triangle in Figure 9 is the area of the left and right circular sectors minus half the area  $A$  of the red lens [9]:

$$(58) \quad \frac{1}{2}\rho b = \frac{1}{2}\alpha_2 r_2^2 + \frac{1}{2}\alpha_1 r_1^2 - \frac{1}{2}A,$$



$$(59) \quad A(r_1, r_2, b) = \alpha_2 r_2^2 + \alpha_1 r_1^2 - \rho b,$$

where  $\alpha_{1,2}$  are measured in radians.

A closer inspection of [10](#) shows that the same formula holds.

#### APPENDIX B. ELLIPTIC INTEGRAL OF THE TRIANGULAR REGION

B.1. **4 real roots.** Byrd's reduction of the integral for  $v_\Delta$  to standard form is [\[5, 256.38\]](#)

$$(60) \quad \int_b^y \sqrt{(a-t)(t-b)(t-c)(t-d)} dt = (b-c)^2(a-b)(b-d)\alpha^2 g \int_0^{u_1} \frac{\text{sn}^2 u \text{cn}^2 u \text{dn}^2 u}{(1-\alpha^2 \text{sn}^2 u)^4} du$$

where

$$(61) \quad \alpha^2 = (a-b)/(a-c) < 1,$$

$$(62) \quad k^2 = \frac{(a-b)(c-d)}{(a-c)(b-d)},$$

$$(63) \quad g = 2/\sqrt{(a-c)(b-d)},$$

$$(64) \quad \varphi = \text{am } u_1 = \arcsin \sqrt{\frac{(a-c)(y-b)}{(a-b)(y-c)}},$$

$$(65) \quad \text{sn } u_1 = \sin \varphi.$$

[\[5, 362.25\]](#)

$$(66) \quad \int_0^{u_1} \frac{\text{sn}^2 u \text{cn}^2 u \text{dn}^2 u}{(1-\alpha^2 \text{sn}^2 u)^4} du \\ = \frac{1}{\alpha^6} [-k^2 \Pi(u, \alpha^2) + (3k^2 - \alpha^2 k^2 - \alpha^2) V_2 + (2\alpha^2 k^2 + 2\alpha^2 - 3k^2 - \alpha^4) V_3 + (\alpha^2 - 1)(\alpha^2 - k^2) V_4]$$

with [\[5, 336\]](#)

$$(67) \quad V_0 = F(\varphi, k);$$

$$(68) \quad V_1 = \Pi(\varphi, \alpha^2, k);$$

$$(69) \quad V_2(u) = \frac{1}{2(\alpha^2 - 1)(k^2 - \alpha^2)} [\alpha^2 E(u) + (k^2 - \alpha^2)u \\ + (2\alpha^2 k^2 + 2\alpha^2 - \alpha^4 - 3k^2) \Pi(\varphi, \alpha^2, k) - \frac{\alpha^4 \text{sn } u \text{cn } u \text{dn } u}{1 - \alpha^2 \text{sn}^2 u}];$$

$$(70) \quad V_{m+3} = \frac{1}{2(m+2)(1-\alpha^2)(k^2-\alpha^2)} [(2m+1)k^2 V_m \\ + 2(m+1)(\alpha^2 k^2 + \alpha^2 - 3k^2) V_{m+1} \\ + (2m+3)(\alpha^4 - 2\alpha^2 k^2 - 2\alpha^2 + 3k^2) V_{m+2} + \frac{\alpha^4 \text{sn } u \text{cn } u \text{dn } u}{(1-\alpha^2 \text{sn}^2 u)^{m+2}}];$$

Note that in the application of this manuscript the upper limit  $y$  in [\(60\)](#) equals  $a$ , so  $\varphi = \pi/2$  in [\(64\)](#),  $\text{sn } u_1 = 1$ ,  $\text{cn } u_1 = 0$ , the Elliptic Integrals are *Complete*

Elliptic Integrals, and the Jacobian Elliptic Functions in (69)–(70) do not need to be evaluated.

**B.2. 2 complex-conjugated roots.** The case of complex conjugated  $d = c^*$  is expanded as

$$\begin{aligned}
 (71) \quad & \int_b^y \sqrt{(a-t)(t-b)(t-c)(t-c^*)} dt = \int_b^y \frac{(a-t)(t-b)(t-c)(t-c^*)}{\sqrt{(a-t)(t-b)(t-c)(t-c^*)}} dt \\
 & = - \int_b^y \frac{t^4}{\sqrt{(a-t)(t-b)(t-c)(t-c^*)}} dt + (a+b+2\Re c) \int_b^y \frac{t^3}{\sqrt{(a-t)(t-b)(t-c)(t-c^*)}} dt \\
 & \quad - (ab + 2a\Re c + 2b\Re c + |c|^2) \int_b^y \frac{t^2}{\sqrt{(a-t)(t-b)(t-c)(t-c^*)}} dt \\
 & \quad - (2ab\Re c + a|c|^2 + b|c|^2) \int_b^y \frac{t}{\sqrt{(a-t)(t-b)(t-c)(t-c^*)}} dt - ab|c|^2 \int_b^y \frac{1}{\sqrt{(a-t)(t-b)(t-c)(t-c^*)}} dt
 \end{aligned}$$

and relegated to the formulas in App. C.

## APPENDIX C. ELLIPTIC INTEGRAL OF CONE SECTOR

**C.1. 4 real roots.** The integral (41) is from  $t = t_1$  to  $t = t_3$ , where the argument of the arccos is  $-1$  and  $1$ . The following integral needed to be evaluated for  $m = 2$  and  $m = 4$  [5, 257.11]:

$$(72) \quad \int_y^a \frac{t^m}{\sqrt{(a-t)(t-b)(t-c)(t-d)}} dt = a^m g \int_0^{u_1} \frac{(1 - \alpha_1^2 \operatorname{sn}^2 u)^m}{(1 - \alpha^2 \operatorname{sn}^2 u)^m} du$$

where

$$(73) \quad \alpha_1^2 = \frac{(b-a)d}{a(b-d)}$$

$$(74) \quad \alpha^2 = \frac{b-a}{b-d} < 0$$

$$(75) \quad \varphi = \operatorname{am} u_1 = \arcsin \sqrt{\frac{(b-d)(a-y)}{(a-b)(y-d)}},$$

The definitions for  $k^2$ ,  $g$  and  $\operatorname{sn} u_1$  are the same as in Appendix B. The right-hand side of (72) is [5, 340.04]

$$(76) \quad \int \frac{(1 - \alpha_1^2 \operatorname{sn}^2 u)^m}{(1 - \alpha^2 \operatorname{sn}^2 u)^m} du = \frac{\alpha_1^{2m}}{\alpha^{2m}} \sum_{j=0}^m \binom{m}{j} \frac{(\alpha^2 - \alpha_1^2)^j}{\alpha_1^{2j}} V_j,$$

and the  $V_j$  given by (67)–(70). Note that in the application of this manuscript the lower limit  $y$  in (72) equals  $b$ , so  $\varphi = \pi/2$  in (75),  $\operatorname{sn} u_1 = 1$ ,  $\operatorname{cn} u_1 = 0$ , the Elliptic Integrals are *Complete* Elliptic Integrals, and the Jacobian Elliptic Functions in (69)–(70) do not need to be evaluated.

**C.2. 2 complex-conjugated roots.** If  $c$  and  $d = c^*$  are a pair of complex-conjugate values, the applicable entry is [5, 259.03]

$$(77) \quad \int_b^y \frac{t^m}{(a-t)(t-b)(t-c)(t-c^*)} dt = g \frac{(aB+bA)^m}{(A-B)^m} \sum_{j=0}^m \binom{m}{j} \alpha_2^{m-j} (\alpha - \alpha_2)^j \int_0^{u_1} \frac{du}{(1 + \alpha \operatorname{cn} u)^j},$$

where  $b_1 = \Re c$ ,  $a_1 = \Im c$ ,  $A^2 = (a - b_1)^2 + a_1^2$ ,  $B^2 = (b - b_1)^2 + a_1^2$ ,  $g = 1/\sqrt{AB}$ ,  $\alpha = (A - B)/(A + B)$ ,  $\alpha_2 = (bA - aB)/(aB + bA)$ , and [5, 341.05]

$$(78) \quad R_m \equiv \int \frac{du}{(1 + \alpha \operatorname{cn} u)^m}.$$

The  $R_m$  are recursively

$$(79) \quad R_{-2} = \frac{1}{k^2} [(k^2 - \alpha^2 k'^2)u + \alpha^2 E(u) + 2\alpha k \arccos(\operatorname{dn} u)];$$

$$(80) \quad R_{-1} = u + \frac{\alpha}{k} \arccos(\operatorname{dn} u);$$

$$(81) \quad R_0 = u;$$

$$(82) \quad R_1 = \frac{1}{1 - \alpha^2} \left[ \Pi(\varphi, \frac{\alpha^2}{\alpha^2 - 1}, k) - \alpha f_1 \right]$$

at  $u = F(\varphi, k)$ ,  $E(u) = E(\varphi, k)$ , and [5, 361.54]

$$(83) \quad f_1 = \begin{cases} \sqrt{\frac{1 - \alpha^2}{k^2 + k'^2 \alpha^2}} \arctan \left[ \sqrt{\frac{k^2 + k'^2 \alpha^2}{1 - \alpha^2}} \operatorname{sd} u \right], & \alpha^2 / (\alpha^2 - 1) < k^2; \\ \operatorname{sd} u, & \alpha^2 / (\alpha^2 - 1) = k^2; \\ \frac{1}{2} \sqrt{\frac{\alpha^2 - 1}{k^2 + k'^2 \alpha^2}} \ln \frac{\sqrt{k^2 + k'^2 \alpha^2} \operatorname{dn} u + \sqrt{\alpha^2 - 1} \operatorname{sn} u}{\sqrt{k^2 + k'^2 \alpha^2} \operatorname{dn} u - \sqrt{\alpha^2 - 1} \operatorname{sn} u}, & \alpha^2 / (\alpha^2 - 1) > k^2; \end{cases}$$

[5, 341.05]

$$(84) \quad R_m = \frac{1}{(m-1)(\alpha^2-1)(k^2+\alpha^2 k'^2)} \left\{ (3-2m)[\alpha^2(1-2k^2)+2k^2]R_{m-1} \right. \\ \left. + 2(5-2m)(k^2 R_{m-3} + (m-1)(6k^2 + \alpha^2 - 2k^2 \alpha^2)R_{m-2} + (m-3)k^2 R_{m-4} + \frac{\alpha^3 \operatorname{sn} u \operatorname{dn} u}{(1 + \alpha \operatorname{cn} u)^{m-1}}) \right\}.$$

#### APPENDIX D. ELLIPTIC INTEGRAL OF SPHERE SECTOR

**D.1. 4 real roots.** Eq. 46 requires the integrals [6, 3.151.7] [5, 257.39]

$$(85) \quad \int_y^a \frac{dt}{(p-t)^m \sqrt{(a-t)(t-b)(t-c)(t-d)}} = \frac{g}{(p-a)^m} \int_0^{u_1} \frac{(1 - \alpha^2 \operatorname{sn}^2 u)^m}{(1 - \alpha_1^2 \operatorname{sn}^2 u)^m} du$$

where  $p \neq a$ ,  $\alpha_1^2 \equiv (p-d)(a-b)/(a-p)/(b-d)$ ,  $\alpha^2$  defined in (74), and the integral of the right hand side reduced in (76).

**D.2. 2 complex-conjugated roots.** If  $d = c^*$  are complex conjugated in the previous integral [5, 259.04]

$$(86) \quad \int_b^y \frac{1}{(t-p)^m \sqrt{(a-t)(t-b)(t-c)(t-c^*)}} dt$$

$$= \frac{(A+B)^m}{[A(b-p) - B(a-p)]^m} g \sum_{j=0}^m \binom{m}{j} \alpha_1^{m-j} (\alpha - \alpha_1)^j \int_0^{u_1} \frac{du}{(1 + \alpha \operatorname{cn} u)^j}$$

where  $A$  and  $B$  are defined after (77),  $\alpha \equiv (bA - aB + pB - pA)/(aB + bA - pA - pB)$ ,  $\alpha_1 \equiv (A - B)/(A + B)$ , and the right hand side is evaluated with (78).

#### REFERENCES

1. Milton Abramowitz and Irene A. Stegun (eds.), *Handbook of mathematical functions*, 9th ed., Dover Publications, New York, 1972. MR 0167642
2. J. Boersma and W. Kamminga, *Calculation of the volume of intersection of a sphere and a cylinder*, Proc. Konink. Akad. Wetensch. A **64** (1961), 496–507. MR 0133036
3. I. N. Bronstein and K. A. Semendjajew, *Teubner's Taschenbuch der Mathematik*, Teubner, 1996. MR 1446529
4. I. N. Bronstein, K. A. Semendjajew, G. Musio, and H. Muehlig, *Handbook of mathematics*, Springer-Verlag, 2007.
5. Paul F. Byrd and Morris D. Friedman, *Handbook of elliptical integrals for engineers and physicists*, 2nd ed., Die Grundlehren der mathematischen Wissenschaften in Einzeldarstellungen, vol. 67, Springer, Berlin, Göttingen, 1971. MR 0277773
6. I. Gradstein and I. Ryshik, *Summen-, Produkt- und Integraltafeln*, 1st ed., Harri Deutsch, Thun, 1981. MR 0671418
7. François Lamarche and Claude Leroy, *Evaluation of the volume of intersection of a sphere with a cylinder by elliptic integrals*, Comp. Phys. Commun. **59** (1990), no. 2, 359–369. MR 1058694
8. James R. Miller, *Geometric approaches to nonplanar quadric surface intersection curves*, ACM Trans. Graphics **6** (1987), no. 4, 274–307.
9. Burt Nelson and Walter D. Davis, *Eclipsing-binary solutions by sequential optimization of the parameters*, Astroph. J. **174** (1972), 617–628.
10. Michel Petitjean, *Spheres unions and intersections and some of their applications in molecular modeling*, pp. 61–83, Springer, 2013. MR 3051948
11. I. Ruff, *The intersection of a cone and a sphere: A contribution to the geometry of satellite viewing*, J. Appl. Meteor. **10** (1971), no. 3, 607–609.
12. Ramon F. Sarraga, *Algebraic methods for intersections of quadric surfaces in GMSOLID*, Computer Vis., Graphics Image Proc. **22** (1983), no. 2, 222–238.
13. G. A. Shah, *Problem 88-10, volume of intersection of a cone with a sphere*, SIAM Rev. **30** (1988), no. 2, 310–311.

URL: <https://www.mpia.de/~mathar>

MAX-PLANCK INSTITUTE OF ASTRONOMY, KÖNIGSTUHL 17, 69117 HEIDELBERG, GERMANY