

SPECIAL ISSUE ARTICLE

Scalable tube model predictive control of uncertain linear systems using ellipsoidal sets

Anilkumar Parsi* | Andrea Iannelli | Roy S. Smith

The authors are affiliated with Automatic Control Laboratory, Swiss Federal Institute of Technology (ETH Zürich), Zürich, Switzerland.

Correspondence

Anilkumar Parsi, Physikstrasse 3, Institut für Automatik, 8092 Zürich, Switzerland.
Email: aparsi@control.ee.ethz.ch

Summary

This work proposes a novel robust model predictive control (MPC) algorithm for linear systems affected by dynamic model uncertainty and exogenous disturbances. The uncertainty is modeled using a linear fractional perturbation structure with a time-varying perturbation matrix, enabling the algorithm to be applied to a large model class. The MPC controller constructs a state tube as a sequence of parameterized ellipsoidal sets to bound the state trajectories of the system. The proposed approach results in a semidefinite program to be solved online, whose size scales linearly with the order of the system. The design of the state tube is formulated as an offline optimization problem, which offers flexibility to impose desirable features such as robust invariance on the terminal set. This contrasts with most existing tube MPC strategies using polytopic sets in the state tube, which are difficult to design and whose complexity grows combinatorially with the system order. The algorithm guarantees constraint satisfaction, recursive feasibility, and stability of the closed loop. The advantages of the algorithm are demonstrated using two simulation studies.

KEYWORDS:

Robust model predictive control, uncertain linear systems, linear fractional transformations, semidefinite programming, ellipsoidal sets

1 | INTRODUCTION

Model predictive control (MPC) is one of the most popular modern control strategies because it offers, through its receding horizon implementation, a useful trade-off between optimality and computational complexity¹. The flexibility offered by the control design process and the systematic handling of system constraints has resulted in wide adoption of MPC in diverse fields such as robotics, process control and automotive control^{2,3,4}. MPC controllers use a model of the system dynamics to optimize over control performance while ensuring constraint satisfaction and stability of the closed loop. The models that are used in practice however do not perfectly describe the underlying dynamics. This is a well-known issue in MPC literature⁵, which has been studied under the fields of robust and stochastic MPC⁶. Because these techniques provide closed loop guarantees even with inexact models of systems, they are also used in recent advanced MPC algorithms such as safe learning-based MPC^{7,8} and robust adaptive MPC^{9,10,11}.

The main goal of robust MPC is to design a controller with desired properties such as constraint satisfaction, closed loop stability and good performance when the model is subject to dynamic uncertainties, exogenous disturbances or both. Early strategies included the tightening of state and input constraints to account for the effects of disturbances on the system^{12,13}. In addition, approaches such as multi-scenario MPC have been proposed to handle model uncertainties, whereby a scenario tree is

built to compute control inputs for each possible realization of model uncertainty^{14 15}. In this work, we focus on another popular class of robust MPC methods known as tube MPC.

In tube MPC, the effects of model uncertainty and disturbances on the state trajectories are captured using a sequence of sets, called the state tube. Using set-theoretic concepts, the state tube is constructed as a function of online optimization variables such that it contains all possible future trajectories of the system¹⁶. The state tubes, by construction, are required to satisfy the constraints, thereby ensuring robust constraint satisfaction. Although this method is an effective way to handle imperfect models, the sets defining the state tube must be parameterized in order to have a computationally tractable optimization problem.

Similar to constraint tightening approaches, most of the early tube MPC techniques considered linear systems affected by either additive disturbances^{17 18 19} or multiplicative model uncertainty²⁰. The main difference between the various approaches is in the parameterization used to construct the state tube. The simplest of these approaches, called rigid tube MPC, uses translations of a set of a fixed size in the state space to construct the state tube¹⁷. Homothetic tube MPC approaches use translations and scalings of a predefined set, which gives a larger region of attraction compared to rigid tube MPC controllers¹⁸. A class of methods, known as elastic tube MPC, uses a fixed number of hyperplanes along predefined directions to construct polytopic sets, allowing the state tube to take arbitrary shapes^{20,21}. More recently, the homothetic⁹ and elastic tube MPC²² strategies have been extended to systems affected by both model uncertainty and disturbances, in the context of robust adaptive MPC.

All aforementioned tube MPC approaches have in common that the state tube is parameterized as a sequence of polytopic sets. Such a parameterization of the state tube allows the formulation of the set dynamics as linear constraints, and results in convex quadratic programs to be solved online. Despite the apparent simplicity of online computation, using a polytopic parameterization has two main disadvantages. First, the number of hyperplanes and vertices required to describe a polytope can grow combinatorially with the state dimension, affecting the scalability of the algorithm due to the large number of constraints and variables in the online optimization. Moreover, to guarantee closed loop stability, the chosen polytope parameterizations are often assumed to be robustly invariant⁹ or contractive²². This further complicates the control design, because the computation of polytopic invariant sets is a difficult problem. Iterative algorithms have been proposed to construct invariant polytopes for systems affected by additive disturbances²³, multiplicative uncertainty²⁴ or both²⁵. Although the methods in^{23 24} are guaranteed to result in polytopes with finite number of constraints, this number can be arbitrarily large. Moreover, such guarantees have not been proven for systems affected by additive and dynamic uncertainties²⁵.

An alternative way to parameterize the state tube is to use ellipsoidal sets. Whereas the number of hyperplanes or vertices defining a polytope grows combinatorially with the number of dimensions, an ellipsoid can be defined by a single conic constraint. In addition, the design of ellipsoidal sets can be formulated as a single convex optimization problem, instead of iterative procedures used for polytope design. These advantages are well known in the control community, and have resulted in ellipsoid based robust MPC approaches. Early methods have proposed to use a single ellipsoidal set to approximate the region of attraction of MPC controllers^{26,27}. An improved design has been proposed in²⁸, where sequence of ellipsoidal sets is used to propagate the state dynamics instead of a single set. This technique is similar to the rigid tube MPC in¹⁷ and could be applied to a wider model class. Recently, an ellipsoidal tube MPC approach has been proposed for output feedback with imperfect state measurements²⁹. However, the proposed method does not consider state constraints, and assumes perfect knowledge of the model at the current time step. Moreover, the online optimization problems in^{28,29} are semidefinite programs which grow quadratically with the system order, potentially leading to large computational demands. Ellipsoidal tubes have also been used for nonlinear control under assumptions of known models³⁰, and in the context of learning-based MPC with nonlinear models and unstructured uncertainty³¹.

In this work, we propose a novel ellipsoidal tube MPC algorithm which uses a homothetic tube to propagate the set-dynamics. The algorithm can be applied to linear systems affected by time-varying model uncertainty and exogenous disturbances, where the uncertainty is described in the form of a linear fractional transformation³². The proposed algorithm has offline and online phases, each of which requires the solution of convex optimization problems. The offline optimization problem solves a semidefinite program combined with a grid search over scalar parameters. The size of the offline optimization problem grows quadratically with the system order. The online optimization problem is a convex semidefinite program. The algorithm guarantees constraint satisfaction, recursive feasibility, and stability of the closed loop.

The proposed method has three distinct advantages compared to most existing works. First, the model structure considered here is general and can be combined with both grey-box identification techniques³³ and black-box identification techniques such as least squares estimation³⁴. Thus, the proposed algorithm can be applied to a wider model class than considered in most of the polytopic tube MPC literature^{18,9,22}. In addition, as shown in Section 3, the design of the shape of the state tube is flexible,

and can be performed by solving an optimization problem offline. Various desirable properties, such as robust invariance or λ -contractivity can be imposed on the ellipsoidal sets using simple reformulations of the optimization problem. Finally, another advantage of this approach is the scalability of the online optimization problem compared to both polytopic^{9,22} and ellipsoidal tube MPC^{28,29} approaches in the literature. As shown in Section 4, the online optimization can be formulated as a semi-definite program whose size grows linearly with the order of the system. In Section 5, two simulation examples are used to highlight the advantages of the controller. First, by applying the proposed algorithm on mass-spring-damper systems of increasing size, the scalability of the algorithm is demonstrated. In the second simulation example, a controller is designed for a quadrotor with uncertain mass and affected by a wind disturbance.

1.1 | Notation and background lemmas

The sets of real numbers, non-negative real numbers and positive real numbers are denoted by \mathbb{R} , $\mathbb{R}_{\geq 0}$ and $\mathbb{R}_{> 0}$ respectively. The sequence of integers from n_1 to n_2 is represented by $\mathbb{N}_{n_1}^{n_2}$. For a vector b and a matrix A , $\|b\|_k$ represents the k -norm for $k \in \{2, \infty\}$, and $\|b\|_A^2$ represents $b^\top A b$. The i^{th} row of a matrix A is denoted by $[A]_i$, and $A \preceq 0$ denotes that A is a negative semidefinite matrix. For two square matrices A, B the notation $\text{diag}\{A, B\}$ denotes the block diagonal matrix formed by A and B . The Minkowski sum of two sets \mathcal{A} and \mathcal{B} is denoted by $\mathcal{A} \oplus \mathcal{B}$, and $\mathbf{1}$ denotes a column vector of appropriate length whose elements are equal to 1. The notation $a_{l|k}$ denotes the value of a at time step $k + l$ computed at the time step k . The identity matrix of size $n \times n$ is denoted by I_n . In a symmetric matrix, a \star in a lower-triangular element denotes that the value is the transpose of the corresponding upper-triangular element. A continuous function $\alpha : \mathbb{R}_{\geq 0} \rightarrow \mathbb{R}_{\geq 0}$ is a \mathcal{K} function if $\alpha(0) = 0$, $\alpha(s) > 0$ for all $s > 0$ and it is strictly increasing. A continuous function $\beta : \mathbb{R}_{\geq 0} \times \mathbb{N}_0^\infty \rightarrow \mathbb{R}_{\geq 0}$ is a \mathcal{KL} function if $\beta(s, t)$ is a \mathcal{K} function in s for every $t \geq 0$, it is strictly decreasing in t for every $s > 0$ and $\beta(s, t) \rightarrow 0$ when $t \rightarrow \infty$.

Lemma 1 (³⁵). The quadratic constraint in the variable $x \in \mathbb{R}^n$ defined as $x^\top X x + 2y^\top x + z \leq 0$ is satisfied for all x , if and only if the matrix $\begin{bmatrix} X & y \\ \star & z \end{bmatrix}$ is negative semidefinite.

Lemma 2. (S-procedure³⁶) Consider $m + 1$ quadratic functions in a variable $x \in \mathbb{R}^n$ denoted as $F_i(x)$ for $i \in \mathbb{N}_0^m$. If there exist m scalars $\tau_i \in \mathbb{R}_{\geq 0}$ for $i \in \mathbb{N}_1^m$ such that

$$\forall x, F_0(x) - \sum_{i=1}^m \tau_i F_i(x) \leq 0,$$

then $F_0(x) \leq 0$ for all x such that $F_i(x) \leq 0, i = 1, \dots, m$. If $m = 1$ and there exists \hat{x} such that $F_1(\hat{x}) < 0$, then this condition is necessary and sufficient.

Lemma 3. (Schur complement³⁷) Consider the symmetric matrices Q, R . If $Q < 0$, then $\begin{bmatrix} Q & S \\ \star & R \end{bmatrix} \preceq 0$ is satisfied if and only if $R - S^\top Q^{-1} S \preceq 0$.

2 | PROBLEM FORMULATION

We consider uncertain linear, time-invariant systems of the form:

$$x_{k+1} = Ax_k + Bu_k + B_p p_k + B_w w_k, \quad (1a)$$

$$q_k = C_q x_k + D_u u_k + D_w w_k, \quad (1b)$$

$$p_k = \Delta_k q_k, \quad (1c)$$

where $x_k \in \mathbb{R}^{n_x}$ represents the state of the system, $u_k \in \mathbb{R}^{n_u}$ represents the control inputs and $w_k \in \mathbb{R}^{n_w}$ represents an exogenous disturbance acting on the system's states. In addition, the uncertainty in the model is captured using a linear fractional transformation (LFT)³², described by the perturbation vectors $p_k, q_k \in \mathbb{R}^{n_\Delta}$ and the matrix $\Delta_k \in \mathbb{R}^{n_\Delta \times n_\Delta}$ with the block diagonal structure

$$\Delta_k = \text{diag}\{\Delta_k^1, \Delta_k^2, \dots, \Delta_k^\delta\} \quad (2)$$

where $\Delta_k^j \in \mathbb{R}^{n_{\Delta_j}}, \forall j \in \mathbb{N}_1^\delta$, and the structure (2) induces a similar partition on p_k and q_k . The perturbation vectors p_k, q_k and the matrix Δ_k cannot be measured, but Δ_k is known to lie inside the set

$$\mathcal{D} := \{\Delta | \Delta^\top P_\Delta \Delta \leq I_{n_\Delta}\} \quad (3)$$

for all k , where $P_\Delta \in \mathbb{R}^{n_\Delta \times n_\Delta}$ is a positive definite matrix. By defining the projection matrices Π_j which select the components of p_k, q_k corresponding to Δ_k^j for $j \in \mathbb{N}_1^\delta$, the bound on Δ_k can also be represented by the set of inequalities

$$p_k^\top \Pi_j^\top P_\Delta \Pi_j p_k \leq q_k^\top \Pi_j^\top \Pi_j q_k, \quad \forall j \in \mathbb{N}_1^\delta. \quad (4)$$

The exogenous disturbance w_k lies within the set

$$\mathcal{W} := \{w | w^\top P_w w \leq I_{n_w}\}, \quad (5)$$

where $P_w \in \mathbb{R}^{n_w \times n_w}$ is a positive definite matrix. The states and inputs of the system must lie in a compact polytopic set containing the origin, defined as

$$\mathcal{C} := \{(x, u) | Fx + Gu \leq \mathbf{1}\}, \quad (6)$$

where $F \in \mathbb{R}^{n_c \times n_x}, G \in \mathbb{R}^{n_c \times n_u}$. The control task is regulation subject to a quadratic cost, i.e., given that the system is at a state \hat{x}_0 at the timestep $k = 0$, control inputs $\{u_k\}_{k=0}^\infty$ must be computed such that the the following cost is minimized

$$\sum_{k=0}^{\infty} \hat{x}_k^\top Q_x \hat{x}_k + u_k^\top Q_u u_k, \quad (7)$$

where $Q_x \in \mathbb{R}^{n_x \times n_x}, Q_u \in \mathbb{R}^{n_u \times n_u}$ are positive definite matrices and $\{\hat{x}_k\}_{k=0}^\infty$ represents the true state trajectory of the system. However, the cost defined in (7) cannot be optimized over, since the true state trajectory depends on the realizations of the uncertainty and disturbances to be observed in the future. Moreover, using the infinite horizon state and input trajectories in the optimization problem results in an infinite number of variables.

In light of these difficulties, model predictive control (MPC) is used to find suboptimal input sequences¹. In this approach, a receding horizon strategy is used where the control inputs over the next N timesteps (called the prediction horizon) are optimized while ensuring that the state after N timesteps reaches a predefined terminal set \mathcal{X}_T . The set \mathcal{X}_T is designed such that it is robust positively invariant under a predefined stabilizing terminal controller. Moreover, to deal with the uncertainty in the prediction of the future states, tube MPC⁶ is used. In this approach, a sequence of sets $\{\mathcal{X}_{l|k}\}_{l=0}^N$ called the state tube is constructed, which encompasses all trajectories of the system that can be generated by the input sequence $\{u_{l|k}\}_{l=0}^{N-1}$ for any $\Delta_{l|k} \in \mathcal{D}, w_{l|k} \in \mathcal{W}, l \in \mathbb{N}_0^{N-1}$. Thus, an optimization problem of the following form is solved at each time step k using the available state measurement \hat{x}_k

$$\min_{\{u_{l|k}\}_{l=0}^{N-1}, \{\mathcal{X}_{l|k}\}_{l=0}^N} \sum_{l=0}^{N-1} (J(\mathcal{X}_{l|k}, u_{l|k})) + J_T(\mathcal{X}_{N|k}), \quad (8a)$$

$$\text{s.t.} \quad \hat{x}_k \in \mathcal{X}_{0|k}. \quad (8b)$$

$$q_{l|k} = C_q x_{l|k} + D_u u_{l|k} + D_w w_{l|k}, \quad (8c)$$

$$p_{l|k} = \Delta_{l|k} q_{l|k}, \quad (8d)$$

$$\mathcal{X}_{l+1|k} \supseteq A \mathcal{X}_{l|k} \oplus B u_{l|k} \oplus B_p p_{l|k} \oplus B_w \mathcal{W}, \quad \forall \Delta_{l|k} \in \mathcal{D}, \forall w_{l|k} \in \mathcal{W} \quad (8e)$$

$$F x_{l|k} + G u_{l|k} \leq \mathbf{1}, \quad \forall x_{l|k} \in \mathcal{X}_{l|k}, l \in \mathbb{N}_0^{N-1}, \quad (8f)$$

$$\mathcal{X}_{N|k} \subseteq \mathcal{X}_T, \quad (8g)$$

where $J(\cdot, \cdot)$ and $J_T(\cdot)$ represent the stage and terminal cost functions which are defined based on the state tube. The optimization problem (8) has been extensively studied in robust MPC literature with various parameterizations of the state tube. That is, instead of arbitrarily optimizing over the shapes $\{\mathcal{X}_{l|k}\}_{l=0}^N$, they are parameterized using predefined sets. Some examples include translation of a polytope¹⁷, translation of an ellipsoid, translation and scaling of a polytope¹⁸ and using polytopes with hyperplanes along predefined directions²⁰. In this work, a novel way to parameterize the state tube is proposed, wherein ellipsoids of fixed shape are translated and scaled using online optimization variables.

3 | MPC COMPONENT DESIGN

The robust MPC optimization problem (8) depends on the sets $\{\mathcal{X}_{l|k}\}_{l=0}^N$ and the control inputs $\{u_{l|k}\}_{l=0}^{N-1}$. This optimization problem must be solved online at each time step, and hence a computationally tractable approximation of (8) is desired. To this aim, the control inputs will be parameterized using an affine control law, and the state tube will be parameterized using a predefined ellipsoidal set. In addition, the terminal set and cost function will be designed to ensure that the closed loop is stable and (8) is recursively feasible.

3.1 | Parameterization of control inputs and state tube

The sets $\{\mathcal{X}_{l|k}\}_{l=0}^N$ are parameterized using the predefined ellipsoid

$$\bar{\mathcal{X}} := \{x | x^\top P x \leq 1\} = \{x | \|Lx\|_2 \leq 1\}, \quad (9)$$

where $P \in \mathbb{R}^{n \times n}$ is a symmetric positive definite matrix that defines the shape of the ellipsoid and L is obtained using the Cholesky factorization of $P = L^\top L$. Using the translation variables $z_{l|k} \in \mathbb{R}^n$ and scaling variables $\alpha_{l|k} \in \mathbb{R}_{>0}$, the state tube is parameterized as

$$\begin{aligned} \mathcal{X}_{l|k} &:= \mathcal{X}(z_{l|k}, \alpha_{l|k}) := z_{l|k} \oplus \alpha_{l|k} \bar{\mathcal{X}} \\ &= \{x | (x - z_{l|k})^\top P (x - z_{l|k}) \leq \alpha_{l|k}^2\} \\ &= \left\{x \mid \|L(x - z_{l|k})\|_2 \leq \alpha_{l|k}\right\}, \quad \forall l \in \mathbb{N}_0^N. \end{aligned} \quad (10)$$

For notational convenience, introduce $e_{l|k} = x_{l|k} - z_{l|k}$ for $l \in \mathbb{N}_0^N$. The parameterization (10) allows the state tube to grow in size along the prediction horizon in order to capture all the reachable states of the system for any realization of the model uncertainty and disturbance. Although fixing the ellipsoid shape using P could result in faster growth of the state tube size, it simplifies the online optimization problem. In addition to the parameterization (10), the centers of the state tube must satisfy

$$z_{l+1|k} = A z_{l|k} + B v_{l|k}, \quad \forall l \in \mathbb{N}_0^{N-1}. \quad (11)$$

The control inputs are parameterized as

$$u_{l|k} = \begin{cases} K e_{l|k} + v_{l|k}, & l \in \mathbb{N}_0^{N-1} \\ K x_{l|k}, & l > N \end{cases} \quad (12)$$

where $K \in \mathbb{R}^{n_u \times n_x}$ is a feedback gain designed offline and $\{v_{l|k}\}_{l=0}^{N-1}$ are online optimization variables. Such a parameterization of the control inputs is standard in tube MPC methods⁶. This is because the feedback gain K compensates for the effect of disturbances w_k and model uncertainty Δ_k , and the affine terms $\{v_{l|k}\}_{l=0}^{N-1}$ increase the flexibility to ensure constraint satisfaction.

Finally, the terminal set \mathcal{X}_T is chosen to be an ellipsoid described by

$$\mathcal{X}_T := \{x | x^\top P x \leq 1\} = \bar{\mathcal{X}}. \quad (13)$$

Note that the terminal ellipsoid is also defined by the same shape matrix P used to parameterize the state tube. This choice simplifies the design of P to ensure that \mathcal{X}_T is invariant, as discussed in Section 3.4.

3.2 | Constraint reformulations

Using the parameterizations (12)-(13), the robust MPC optimization problem (8) must be reformulated in terms of the variables $z_{l|k}$, $v_{l|k}$, $\alpha_{l|k}$. First, the initial condition at each time step (8b) can be written as

$$\|L(\hat{x}_k - z_{0|k})\|_2 \leq \alpha_{0|k}, \quad (14)$$

which is a second order conic constraint³⁸. The tube inclusion constraints, represented by (8c), (8d) and (8e) are reformulated as a linear matrix inequality in the following proposition.

Proposition 1. Under the parameterization (10) and (11), the tube inclusion described by (8c), (8d) and (8e) will be satisfied if $\exists \tau_{1,l|k}, \{\tau_{2,l|k,i}\}_{i=1}^{\delta}, \tau_{3,l|k} \in \mathbb{R}_{\geq 0}$ such that for $T_{2,l|k} = \text{diag}\{\tau_{2,l|k,1}I_{n_{\Delta_1}}, \dots, \tau_{2,l|k,\delta}I_{n_{\Delta_\delta}}\}$,

$$\begin{bmatrix} -\tau_{1,l|k}P & 0 & 0 & 0 & \alpha_{l|k}(A+BK)^\top & \alpha_{l|k}(C_q+D_uK)^\top \\ \star & -T_{2,l|k}P_\Delta & 0 & 0 & T_{2,l|k}B_p^\top & 0 \\ \star & \star & -\tau_{3,l|k}P_w & 0 & B_w^\top & D_w^\top \\ \star & \star & \star & \tau_{1,l|k} + \tau_{3,l|k} - \alpha_{l+1|k} & 0 & (C_q z_{l|k} + D_u v_{l|k})^\top \\ \star & \star & \star & \star & -\alpha_{l+1|k}P^{-1} & 0 \\ \star & \star & \star & \star & \star & -T_{2,l|k}I_{n_\Delta} \end{bmatrix} \preceq 0, \quad (15)$$

Proof. The dynamics of the system (1) and tube inclusion constraints (8c), (8d) and (8e) imply that

$$x_{l+1|k} \in \mathcal{X}_{l+1|k}, \quad \forall x_{l|k} \in \mathcal{X}_{l|k}, \Delta_{l|k} \in \mathcal{D}, w_{l|k} \in \mathcal{W}. \quad (16)$$

Using the parameterization (10), (16) can be written as

$$e_{l+1|k}^\top P e_{l+1|k} \leq \alpha_{l+1|k}^2, \quad \forall x_{l|k} \in \mathcal{X}_{l|k}, \Delta_{l|k} \in \mathcal{D}, w_{l|k} \in \mathcal{W}, \quad (17)$$

where

$$\begin{aligned} e_{l+1|k} &= Ax_{l|k} + Bu_{l|k} + B_p p_{l|k} + B_w w_{l|k} - z_{l+1|k} \\ &= Ae_{l|k} + BK e_{l|k} + B_p p_{l|k} + B_w w_{l|k} + Az_{l|k} + Bv_{l|k} - z_{l+1|k} \\ &= (A+BK)e_{l|k} + B_p p_{l|k} + B_w w_{l|k}. \end{aligned} \quad (18)$$

The condition $x_{l|k} \in \mathcal{X}_{l|k}$ can be written as $e_{l|k}^\top P e_{l|k} \leq \alpha_{l|k}^2$, and $w_{l|k} \in \mathcal{W}$ can be written as $w_{l|k}^\top P_w w_{l|k} \leq 1$. Moreover, the condition $\forall \Delta_{l|k} \in \mathcal{D}$ can be replaced by its equivalent form in (4), which can then be written as, $\forall j \in \mathbb{N}_1^\delta$,

$$\begin{aligned} p_k^\top \Pi_j^\top P_\Delta \Pi_j p_k &\leq q_k^\top \Pi_j^\top \Pi_j q_k, \\ \iff p_k^\top \Pi_j^\top P_\Delta \Pi_j p_k &\leq ((C_q + D_u K)e_{l|k} + D_w w_{l|k})^\top \Pi_j^\top \Pi_j ((C_q + D_u K)e_{l|k} + D_w w_{l|k}) \\ &\quad + 2(Cz_{l|k} + D_u v_{l|k})^\top \Pi_j^\top \Pi_j ((C_q + D_u K)e_{l|k} + D_w w_{l|k}) + (Cz_{l|k} + D_u v_{l|k})^\top \Pi_j^\top \Pi_j (Cz_{l|k} + D_u v_{l|k}). \end{aligned} \quad (19)$$

For $l \in \mathbb{N}_0^{N-1}$ and $j \in \mathbb{N}_1^\delta$, consider the quadratic forms $m_{x^+,l}, m_{x,l}, \{m_{\Delta,l,j}\}_{j=1}^\delta, m_{w,l}$ in the variable $\begin{bmatrix} e_{l|k}^\top & p_{l|k}^\top & w_{l|k}^\top \end{bmatrix}^\top$, where the dependence of the quadratic functionals on the variables has been omitted. The quadratic forms are defined as follows, where $m_{x^+,l}$ is based on (17)- (18)

$$m_{x^+,l} = \begin{bmatrix} e_{l|k}^\top & p_{l|k}^\top & w_{l|k}^\top \end{bmatrix} \begin{bmatrix} (A+BK)^\top \\ B_p^\top \\ B_w^\top \end{bmatrix} P \begin{bmatrix} (A+BK) & B_p & B_w \end{bmatrix} \begin{bmatrix} e_{l|k} \\ p_{l|k} \\ w_{l|k} \end{bmatrix} - \alpha_{l+1|k}^2, \quad (20)$$

$m_{x,l}$ is based on $e_{l|k}^\top P e_{l|k} \leq \alpha_{l|k}^2$,

$$m_{x,l} = \begin{bmatrix} e_{l|k}^\top & p_{l|k}^\top & w_{l|k}^\top \end{bmatrix} \begin{bmatrix} I_{n_x} \\ 0 \\ 0 \end{bmatrix} P \begin{bmatrix} I_{n_x} & 0 & 0 \end{bmatrix} \begin{bmatrix} e_{l|k} \\ p_{l|k} \\ w_{l|k} \end{bmatrix} - \alpha_{l|k}^2, \quad (21)$$

$m_{\Delta,l,j}$ is based on (19),

$$\begin{aligned} m_{\Delta,l,j} &= \begin{bmatrix} e_{l|k}^\top & p_{l|k}^\top & w_{l|k}^\top \end{bmatrix} \left(\begin{bmatrix} 0 \\ I_{n_\Delta} \\ 0 \end{bmatrix} \Pi_j^\top P_\Delta \Pi_j \begin{bmatrix} 0 & I_{n_\Delta} & 0 \end{bmatrix} - \begin{bmatrix} (C_q + D_u K)^\top \\ 0 \\ D_w^\top \end{bmatrix} \Pi_j^\top \Pi_j \begin{bmatrix} (C_q + D_u K) & 0 & D_w \end{bmatrix} \right) \begin{bmatrix} e_{l|k} \\ p_{l|k} \\ w_{l|k} \end{bmatrix} \\ &\quad - 2(C_q z_{l|k} + D_u v_{l|k})^\top \Pi_j^\top \Pi_j ((C_q + D_u K)e_{l|k} + D_w w_{l|k}) - (C_q z_{l|k} + D_u v_{l|k})^\top \Pi_j^\top \Pi_j (C_q z_{l|k} + D_u v_{l|k}), \quad j \in \mathbb{N}_1^\delta, \end{aligned} \quad (22)$$

and $m_{w,l}$ is based on $w_{l|k}^\top P_w w_{l|k} \leq 1$,

$$m_{w,l} = \begin{bmatrix} e_{l|k}^\top & p_{l|k}^\top & w_{l|k}^\top \end{bmatrix} \begin{bmatrix} 0 \\ 0 \\ I_{n_x} \end{bmatrix} P_w \begin{bmatrix} 0 & 0 & I_{n_x} \end{bmatrix} \begin{bmatrix} e_{l|k} \\ p_{l|k} \\ w_{l|k} \end{bmatrix} - 1. \quad (23)$$

Then, the tube inclusion constraint (17) can be written as

$$m_{x^+,l} \leq 0, \quad \forall \left[e_{l|k}^\top \ p_{l|k}^\top \ w_{l|k}^\top \right]^\top \in \left\{ \left[e_{l|k}^\top \ p_{l|k}^\top \ w_{l|k}^\top \right]^\top \mid m_{x,l} \leq 0, \{m_{\Delta,l,j} \leq 0\}_{j=1}^\delta, m_{w,l} \leq 0 \right\} \quad (24)$$

Applying S-procedure from Lemma 2, the tube inclusion (17) will be satisfied if there exist positive scalars $\tau_{1,l|k}, \{\tau_{2,l|k,j}^{-1}\}_{j=1}^\delta, \tau_{3,l|k}$ such that

$$\begin{aligned} \alpha_{l+1|k}^{-1} m_{x^+,l} - \tau_{1,l|k} \alpha_{l|k}^{-2} m_{x,l} - \sum_{j=1}^\delta \tau_{2,l|k,j}^{-1} m_{\Delta,l,j} - \tau_{3,l|k} m_{w,l} &\leq 0, \\ \iff \alpha_{l+1|k}^{-1} m_{x^+,l} - \tau_{1,l|k} \alpha_{l|k}^{-2} m_{x,l} - m_{\Delta,l} - \tau_{3,l|k} m_{w,l} &\leq 0, \end{aligned} \quad (25)$$

where $m_{\Delta,l}$ is defined as

$$\begin{aligned} m_{\Delta,l} = \sum_{j=1}^\delta \tau_{2,l|k,j}^{-1} m_{\Delta,l,j} &= \begin{bmatrix} e_{l|k}^\top & p_{l|k}^\top & w_{l|k}^\top \end{bmatrix} \left(\begin{bmatrix} 0 \\ I_{n_\Delta} \\ 0 \end{bmatrix} T_{2,l|k}^{-1} P_\Delta \begin{bmatrix} 0 & I_{n_\Delta} & 0 \end{bmatrix} - \begin{bmatrix} (C_q + D_u K)^\top \\ 0 \\ D_w^\top \end{bmatrix} T_{2,l|k}^{-1} \begin{bmatrix} (C_q + D_u K) & 0 & D_w \end{bmatrix} \right) \begin{bmatrix} e_{l|k} \\ p_{l|k} \\ w_{l|k} \end{bmatrix} \\ &\quad - 2 (C_q z_{l|k} + D_u v_{l|k})^\top T_{2,l|k}^{-1} ((C_q + D_u K) e_{l|k} + D_w w_{l|k}) - (C_q z_{l|k} + D_u v_{l|k})^\top T_{2,l|k}^{-1} (C_q z_{l|k} + D_u v_{l|k}). \end{aligned} \quad (26)$$

Using Lemma 1, (25) is equivalent to the matrix inequality

$$\begin{bmatrix} N_1 & \alpha_{l+1|k}^{-1} (A + BK)^\top P B_p & \alpha_{l+1|k}^{-1} (A + BK)^\top P B_w & (C_q + D_u K)^\top T_{2,l|k}^{-1} (C_q z_{l|k} + D_u v_{l|k}) \\ \star & \alpha_{l+1|k}^{-1} B_p^\top P B_p - T_{2,l|k}^{-1} P_\Delta & \alpha_{l+1|k}^{-1} B_p^\top P B_w & 0 \\ \star & \star & \alpha_{l+1|k}^{-1} B_w^\top P B_w - \tau_{3,l|k} P_w & D_w^\top T_{2,l|k}^{-1} (C_q z_{l|k} + D_u v_{l|k}) \\ \star & \star & \star & N_2 \end{bmatrix} \preceq 0, \quad (27)$$

where $N_1 = \alpha_{l+1|k}^{-1} (A + BK)^\top P (A + BK) - \tau_{1,l|k} \alpha_{l|k}^{-2} P + (C_q + D_u K)^\top T_{2,l|k}^{-1} (C_q + D_u K)$ and $N_2 = -\alpha_{l+1|k} + \tau_{1,l|k} + (C_q z_{l|k} + D_u v_{l|k})^\top T_{2,l|k}^{-1} (C_q z_{l|k} + D_u v_{l|k}) + \tau_{3,l|k}$. The inequality (27) can then be equivalently written as

$$\begin{bmatrix} (A + BK)^\top & (C_q + D_u K)^\top \\ B_p^\top & 0 \\ B_w^\top & D_w^\top \\ 0 & (C_q z_{l|k} + D_u v_{l|k})^\top \end{bmatrix} \begin{bmatrix} \alpha_{l+1|k}^{-1} P & 0 \\ 0 & T_{2,l|k}^{-1} I_{n_\Delta} \end{bmatrix} \begin{bmatrix} A + BK & B_p & B_w & 0 \\ C_q + D_u K & 0 & D_w & C_q z_{l|k} + D_u v_{l|k} \end{bmatrix} + \begin{bmatrix} -\tau_{1,l|k} \alpha_{l|k}^{-2} P & 0 & 0 & 0 \\ 0 & -T_{2,l|k}^{-1} P_\Delta & 0 & 0 \\ 0 & 0 & -\tau_{3,l|k} P_w & 0 \\ 0 & 0 & 0 & \tau_{1,l|k} + \tau_{3,l|k} - \alpha_{l+1|k} \end{bmatrix} \preceq 0. \quad (28)$$

Using Schur's complement from Lemma 3, the matrix inequality (28) holds if and only if the following linear matrix inequality (LMI) is satisfied

$$\begin{bmatrix} -\tau_{1,l|k} \alpha_{l|k}^{-2} P & 0 & 0 & 0 & (A + BK)^\top & (C_q + D_u K)^\top \\ \star & -T_{2,l|k}^{-1} P_\Delta & 0 & 0 & 0 & B_p^\top \\ \star & \star & -\tau_{3,l|k} P_w & 0 & B_w^\top & D_w^\top \\ \star & \star & \star & \tau_{1,l|k} + \tau_{3,l|k} - \alpha_{l+1|k} & 0 & (C_q z_{l|k} + D_u v_{l|k})^\top \\ \star & \star & \star & \star & -\alpha_{l+1|k} P^{-1} & 0 \\ \star & \star & \star & \star & \star & -T_{2,l|k} I_{n_\Delta} \end{bmatrix} \preceq 0. \quad (29)$$

The original inequality (15) is obtained by pre- and post-multiplying (29) by the matrix $\text{diag}\{\alpha_{l|k} I_{n_x}, T_{2,l|k} I_{n_\Delta}, I_{n_w}, 1, I_{n_x}, I_{n_\Delta}\}$. Note that (15) is a LMI in the variables $z_{l|k}, \alpha_{l|k}, \alpha_{l+1|k}, \tau_{1,l|k}, T_{2,l|k}, \tau_{3,l|k}$. \square

Lemma 4. Under the parameterization (10) and (11), the state and input constraints (8f) will be satisfied if

$$Fz_{l|k} + Gv_{l|k} + \alpha_{l|k}\bar{f} \leq \mathbf{1}, \quad \forall l \in \mathbb{N}_0^{N-1}, \quad (30)$$

where $[\bar{f}]_i := \max_{x \in \bar{\mathcal{X}}} [F + GK]_i x$, $\forall i \in \mathbb{N}_1^{n_c}$ is a constant computed offline.

Proof. The reformulation of the state and input constraints uses a similar approach proposed in⁹. Substituting the parameterization of the control input and the state tube into (8f), it can be written as

$$Fx_{l|k} + G(Ke_{l|k} + v_{l|k}) \leq \mathbf{1}, \quad \forall e_{l|k} \in \{e | e^\top Pe \leq \alpha_{l|k}^2\}, \quad (31a)$$

$$\iff Fz_{l|k} + Gv_{l|k} + \alpha_{l|k}(F + GK)e \leq \mathbf{1}, \quad \forall e \in \bar{\mathcal{X}}, \quad (31b)$$

$$\Leftarrow Fz_{l|k} + Gv_{l|k} + \alpha_{l|k}\bar{f} \leq \mathbf{1}. \quad (31c)$$

Thus, calculating the vector \bar{f} offline, the state and input constraints can be reformulated as a set of linear inequalities. \square

Proposition 2. Under the parameterization (10), (11) and (13), the terminal constraint (8g) is satisfied iff there exists a positive scalar $\tau_{1,T}$ such that

$$\begin{bmatrix} -\tau_{1,T}P & 0 & 0 & \tau_{1,T}I_{n_x} \\ \star & -1 & \alpha_{N|k} & z_{N|k}^\top \\ \star & \star & -\tau_{1,T} & 0 \\ \star & \star & \star & -P^{-1} \end{bmatrix} \preceq 0. \quad (32)$$

Proof. Using the ellipsoidal terminal set (13), the terminal constraint (8g) can be written as

$$\mathcal{X}_{N|k} \subseteq \mathcal{X}_T \quad (33a)$$

$$\iff (z_{N|k} + e)^\top P(z_{N|k} + e) - 1 \leq 0, \quad \forall e : e^\top Pe - \alpha_{N|k}^2 \leq 0 \quad (33b)$$

$$\iff \exists \tau_{1,T}^{-1} \geq 0 \text{ s.t. } (z_{N|k} + e)^\top P(z_{N|k} + e) - 1 - \tau_{1,T}^{-1} (e^\top Pe - \alpha_{N|k}^2) \leq 0 \quad (33c)$$

$$\iff \begin{bmatrix} P - \tau_{1,T}^{-1}P & Pz_{N|k} \\ \star & \tau_{1,T}^{-1}\alpha_{N|k}^2 - 1 + z_{N|k}^\top Pz_{N|k} \end{bmatrix} \preceq 0 \quad (33d)$$

$$\iff \begin{bmatrix} -\tau_{1,T}^{-1}P & 0 & 0 & I_{n_x} \\ \star & -1 & \alpha_{N|k} & z_{N|k}^\top \\ \star & \star & -\tau_{1,T} & 0 \\ \star & \star & \star & -P^{-1} \end{bmatrix} \preceq 0. \quad (33e)$$

In the above reformulation, S-procedure is first used to rewrite the terminal constraint as (33c) using the constant $\tau_{1,T}^{-1}$. Note that (33c) is necessary for the satisfaction of (33b) only if the set $\mathcal{X}_{N|k}$ is non-empty, which is satisfied by design. Lemma 1 is then used to convert the quadratic form in e into the matrix inequality (33d). The Schur complement lemma is then used to obtain (33e) from (33d), and (32) is obtained by pre- and post-multiplying (33e) by the matrix $\text{diag}\{\tau_{1,T}I_{n_x}, 1, 1, I_{n_x}\}$. Note that the constraint (32) is an LMI in the variables $z_{N|k}, \alpha_{N|k}, \tau_{1,T}$. \square

3.3 | Cost function

The cost function to be used in the MPC optimization problem will be defined as a worst-case cost. Such a cost function ensures that the performance over all realizations of uncertainty and disturbance is taken into account. The stage cost $J(\mathcal{X}_{l|k}, u_{l|k})$ and the terminal cost $J_T(\mathcal{X}_{N|k})$ are thus

$$J(\mathcal{X}_{l|k}, u_{l|k}) = \max_{x \in \mathcal{X}_{l|k}} x^\top Q_x x + u^\top Q_u u, \quad J_T(\mathcal{X}_{N|k}) = \max_{x \in \mathcal{X}_{N|k}} x^\top P x, \quad (34)$$

The costs defined in (34) need to be reformulated in terms of the online optimization variables of MPC. For this, we use the following Proposition. The proof is similar to that of Proposition 1, and is omitted.

Proposition 3. If there exist

(i) scalars $\{\gamma_{l|k}, \tau_{4,l|k}\}_{l=0}^{N-1} \in \mathbb{R}_{\geq 0}$ such that

$$\begin{bmatrix} -\tau_{4,l|k}P & 0 & \tau_{4,l|k}I_{n_x} & \tau_{4,l|k}K^\top & 0 \\ \star & -\gamma_{l|k} & z_{l|k}^\top & v_{l|k}^\top & \alpha_{l|k} \\ \star & \star & -Q_x^{-1} & 0 & 0 \\ \star & \star & \star & -Q_u^{-1} & 0 \\ \star & \star & \star & \star & -\tau_{4,l|k} \end{bmatrix} \preceq 0, \quad (35a)$$

$$\text{then, } \max_{x \in \mathcal{X}_{l|k}} x^\top Q_x x + u^\top Q_u u \leq \gamma_{l|k}, \quad \forall l \in \mathbb{N}_0^{N-1}. \quad (35b)$$

(ii) scalars $\gamma_T, \tau_{2,T} \in \mathbb{R}_{\geq 0}$ such that

$$\begin{bmatrix} -\tau_{2,T}P & 0 & -\tau_{2,T}I_{n_x} & 0 \\ \star & -\gamma_T & z_{N|k}^\top & \alpha_{N|k} \\ \star & \star & -P^{-1} & 0 \\ \star & \star & \star & -\tau_{2,T} \end{bmatrix} \preceq 0, \quad (36a)$$

$$\text{then, } \max_{x \in \mathcal{X}_{N|k}} x^\top P x \leq \gamma_T. \quad (36b)$$

Using Proposition 3, (34) can be rewritten as $J(\mathcal{X}_{l|k}, u_{l|k}) = \gamma_{l|k}$ and $J_T(\mathcal{X}_{N|k}) = \gamma_T$ if the constraints (35a) and (36a) are included in the online optimization with $\gamma_{l|k}, \gamma_T$ as variables. This is because the cost bounds $\gamma_{l|k}, \gamma_T$ will be minimized in the MPC optimization problem, ensuring that the inequalities in (35b) and (36b) will be tight. Note that for (35b) and (36b) to be tight, it is also assumed that the sets $\{\mathcal{X}_{l|k}\}_{l=0}^N$ have a non-empty interior, so that the S-procedure condition from Lemma 2 is necessary and sufficient.

3.4 | Offline design

It can be seen from the reformulation of constraints in Section 3.2 that the design of the feedback term K and the ellipsoid shape matrix P affect the propagation of the tube. The shape of the ellipsoid $\bar{\mathcal{X}}$ affects the rate at which the state tube grows, and also determines the size of the terminal set. As a design objective, a large terminal set is desired to maximize the region of attraction. In this section, an offline optimization problem will be formulated to compute P and K . The design is motivated by the desired properties of the closed loop system, that is, recursive feasibility and stability.

In order to ensure recursive feasibility, the terminal set is designed to be invariant under a terminal controller. In tube MPC methods, the desired property of \mathcal{X}_T is that the set-dynamics of the state tube are invariant under the terminal controller. In the ellipsoidal tube framework, this can be written as

$$\begin{aligned} \forall(z, \alpha) \quad \text{s.t.} \quad \{x | (x - z)^\top P(x - z) \leq \alpha^2\} &\subseteq \mathcal{X}_T, \\ \exists(z^+, \alpha^+) \quad \text{s.t.} \quad x^+ \in \{x | (x - z^+)^\top P(x - z^+) \leq (\alpha^+)^2\} &\subseteq \mathcal{X}_T, \end{aligned} \quad (37)$$

where $x^+ = Ax + Bu + B_p p + B_w w$ follows the dynamics (1)-(5) with $u = Kx$, and $\Delta \in \mathcal{D}, w \in \mathcal{W}$. Note that (37) is a stronger condition compared to invariance of the system dynamics under the terminal controller. This is because the homothetic tube outer-approximates the true system evolution, and the invariance of the system dynamics does not automatically guarantee existence of (z^+, α^+) satisfying (37). Although there are iterative procedures to construct maximal robust positively invariant sets²³, these methods are designed for robustness under additive disturbances and do not consider set-dynamics. For systems affected by both model uncertainty and disturbances, most polytopic tube MPC approaches set the final tube center to the origin and bound its size^{9,28}. Although this approach can result in large conservatism, it is the one used in the literature because invariance of set-dynamics is difficult to impose on polytopic terminal sets⁹.

In this work, the novel homothetic ellipsoidal representation of the state tube and the terminal set introduced in Section 3.1 enables a simpler reformulation of (37). First, the following condition is imposed on the terminal gain and the state tube shape

$$(A + BK)^\top P(A + BK) - P \preceq 0. \quad (38)$$

If (38) is satisfied, because the terminal set and the state tube are defined by the same ellipsoidal shape P , the following condition holds for all $\alpha^+ \leq \alpha$.

$$\begin{aligned} \forall(z, \alpha) \quad \text{s.t.} \{x|(x-z)^\top P(x-z) \leq \alpha^2\} \subseteq \mathcal{X}_T, \\ \{x|(x-(A+BK)z)^\top P(x-(A+BK)z) \leq \alpha^2\} \subseteq \mathcal{X}_T. \end{aligned} \quad (39)$$

Thus, if (38) is satisfied, the following condition on P and K is a sufficient condition to satisfy (37)

$$x^+ \in \{x|(x-(A+BK)z)^\top P(x-(A+BK)z) \leq \alpha^2\}, \quad \forall x : (x-z)^\top P(x-z) \leq \alpha^2, \quad (40)$$

where $x^+ = Ax + Bu + B_p p + B_w w$ follows the dynamics (1) with $u = Kx$, and $\Delta \in \mathcal{D}$, $w \in \mathcal{W}$. The condition (40) implies that under the terminal controller, all the states x in $\mathcal{X}(z, \alpha)$ will result in a new state x^+ at the next time step which can be bounded by the ellipse $\mathcal{X}((A+BK)z, \alpha)$. Additionally, using the condition (39), $\mathcal{X}((A+BK)z, \alpha)$ lies inside the terminal ellipse if $\mathcal{X}(z, \alpha)$ also lies inside the terminal ellipse. Thus, if (38) is satisfied, (40) is a sufficient condition for (37). The following proposition reformulates (38) and (40) into convex constraints.

Proposition 4. If there exist constants $\tau_{1,O}, \{\tau_{2,O,j}\}_{j=1}^{\delta}, \tau_{3,O}, \tau_{4,O} \in \mathbb{R}_{>0}$ such that

$$\begin{bmatrix} -\tau_{1,O}P^{-1} & 0 & 0 & 0 & P^{-1}A^\top + Y^\top B^\top & P^{-1}C_q^\top + Y^\top D_u^\top \\ \star & -T_{2,O}P_\Delta & 0 & 0 & T_{2,O}B_p^\top & 0 \\ \star & \star & -\tau_{3,O}P_w & 0 & B_w^\top & D_w^\top \\ \star & \star & \star & -\tau_{4,O}P^{-1} & P^{-1}A^\top + Y^\top B^\top & P^{-1}C_q^\top + Y^\top \\ \star & \star & \star & \star & -P^{-1} & 0 \\ \star & \star & \star & \star & \star & -T_{2,O} \end{bmatrix} \preceq 0, \quad (41a)$$

$$\tau_{1,O} + \tau_{3,O} + \tau_{4,O} \leq 1, \quad (41b)$$

$$\frac{(\tau_{3,O} + \tau_{4,O})}{1 - \tau_{1,O}} \leq \alpha^2, \quad (41c)$$

where $Y = KP^{-1}$, $T_{2,O} = \text{diag}\{\tau_{2,O,1}I_{n_{\Delta_1}}, \dots, \tau_{2,O,\delta}I_{n_{\Delta_\delta}}\}$, then (38) and (40) are satisfied.

Proof. It can be seen that (41a) can be pre and post multiplied by $\text{diag}\{P, 0, 0, 0, I, 0\}$ to obtain

$$\begin{bmatrix} -\tau_{1,O}P(A+BK)^\top \\ \star & -P^{-1} \end{bmatrix} \preceq 0. \quad (42)$$

Using Schur complement lemma, (42) is satisfied if and only if $(A+BK)^\top P(A+BK) - \tau_{1,O}P \preceq 0$, which implies (38) because $\tau_{1,O} < 1$ from (41b). Moreover, the condition (40) can be written as

$$\begin{aligned} e^{+\top} P e^+ \leq \alpha^2, \forall e^\top P e \leq \alpha^2, \quad \forall w^\top P_w w \leq 1, \\ \forall p^\top \Pi_j^\top P_\Delta \Pi_j p \leq ((C_q + D_u K)(e+z) + D_w w)^\top \Pi_j^\top \Pi_j ((C_q + D_u K)(e+z) + D_w w), \forall j \in \mathbb{N}_1^{n_\delta}, \end{aligned} \quad (43)$$

where $e^+ = x^+ - (A+BK)z = (A+BK)e + B_p p + B_w w$. An additional condition $\forall z^\top P z \leq 1$ can be imposed (43) to remove the dependence of the resulting LMI on z . That is, the following is a sufficient condition for (40)

$$\begin{aligned} e^{+\top} P e^+ \leq \alpha^2, \forall e^\top P e \leq \alpha^2, \quad \forall w^\top P_w w \leq 1, \quad \forall z^\top P z \leq 1 \\ \forall p^\top \Pi_j^\top P_\Delta \Pi_j p \leq ((C_q + D_u K)(e+z) + D_w w)^\top \Pi_j^\top \Pi_j ((C_q + D_u K)(e+z) + D_w w), \forall j \in \mathbb{N}_1^{n_\delta}, \end{aligned} \quad (44)$$

Then, similar to (20)-(23), quadratic forms can be defined in the variable $[e^\top \ p^\top \ w^\top \ z^\top]^\top$. By introducing the S-procedure variables $\tau_{1,O}, \{\tau_{2,O,j}\}_{j=1}^{n_\delta}, \tau_{3,O}, \tau_{4,O} \in \mathbb{R}_{>0}$, and using Lemmas (1), (2) and (3), the following matrix inequality is a sufficient condition for (44)

$$\begin{bmatrix} -\tau_{1,O}P^{-1} & 0 & 0 & 0 & P^{-1}A^\top + Y^\top B^\top & P^{-1}C_q^\top + Y^\top D_u^\top & 0 \\ \star & -T_{2,O}P_\Delta & 0 & 0 & T_{2,O}B_p^\top & 0 & 0 \\ \star & \star & -\tau_{3,O}P_w & 0 & B_w^\top & D_w^\top & 0 \\ \star & \star & \star & -\tau_{4,O}P^{-1} & P^{-1}A^\top + Y^\top B^\top & P^{-1}C_q^\top + Y^\top & 0 \\ \star & \star & \star & \star & -P^{-1} & 0 & 0 \\ \star & \star & \star & \star & \star & -T_{2,O} & 0 \\ \star & \star & \star & \star & \star & \star & -\alpha^2(1 - \tau_{1,O}) + \tau_{3,O} + \tau_{4,O} \end{bmatrix} \preceq 0. \quad (45)$$

It can be seen that (45) can be split into the condition (41a) and

$$-\alpha^2(1 - \tau_{1,O}) + \tau_{3,O} + \tau_{4,O} \leq 0 \iff \frac{(\tau_{3,O} + \tau_{4,O})}{1 - \tau_{1,O}} \leq \alpha^2, \quad \tau_{1,O} < 1. \quad (46)$$

Moreover, because the shape of the terminal set and the state tube are defined by the same matrix P , the maximum feasible value of α such that $\mathcal{X}(z, \alpha) \in \mathcal{X}_T$ is 1. Using this condition in (46) gives (41b). \square

Note that in the offline design phase P and K are unknown, and are to be computed as the solution of an optimization problem. In this offline optimization problem, P^{-1} and Y are decision variables. The terms $-\tau_{1,O}P^{-1}$, $-\tau_{4,O}P^{-1}$ in the inequality (41a) are thus bilinear. When optimizing to compute P^{-1} , a line search can be used for different values of $\tau_{1,O}, \tau_{4,O} \in (0, 1)$ in the constraint (41a) so that it is a LMI. In addition, the condition (41c) sets a lower bound on α to satisfy (40). Thus, the following constraint must be imposed on the online variable $\alpha_{N|k}$

$$\alpha_{N|k} \geq \sqrt{\frac{(\tau_{3,O} + \tau_{4,O})}{1 - \tau_{1,O}}}. \quad (47)$$

An additional requirement from the terminal set to ensure recursive feasibility is that it lies inside the state and input constraints under the terminal control law. That is,

$$F + GKx \leq \mathbf{1}, \quad \forall x : x^\top Px \leq 1 \iff \begin{bmatrix} -1 & [FP^{-1} + GY]_i \\ \star & -P^{-1} \end{bmatrix}_i \preceq 0, \quad \forall i \in \mathbb{N}_1^{n_c}. \quad (48)$$

To obtain the above reformulation, the result $\max_{x \in \{x | x^\top Px \leq 1\}} f^\top x = \sqrt{f^\top P^{-1} f}$ was used along with the Schur complement Lemma.

In addition to recursive feasibility of the optimization, a desired property is the closed loop robust stability of the system. The condition on P and K required to ensure robust stability is that under the terminal control law, there exists $\lambda_c \in (0, 1)$ such that

$$\|(A + BK)x + B_p p\|_P \leq \lambda_c \|x\|_P, \quad \forall (x, p) : p^\top \Pi_j^\top P_\Delta \Pi_j p \leq x^\top (C + DK)^\top \Pi_j^\top \Pi_j (C + DK)x, \quad j \in \mathbb{N}_1^\delta. \quad (49)$$

Using Lemmas (1), (2) and (3), (49) is satisfied if and only if

$$\begin{bmatrix} -\lambda_c^2 P^{-1} & 0 & P^{-1} A^\top + Y^\top B^\top & P^{-1} C_q^\top + Y^\top D_u^\top \\ \star & -T_{5,O} P_\Delta & T_{5,O} B_p^\top & 0 \\ \star & \star & P^{-1} & 0 \\ \star & \star & \star & -T_{5,O} \end{bmatrix} \preceq 0, \quad (50)$$

where $T_{5,O} = \text{diag}\{\tau_{5,O,1} I_{n_{\Delta_1}}, \dots, \tau_{5,O,\delta} I_{n_{\Delta_\delta}}\}$ for positive constants $\{\tau_{5,O,j}\}_{j=1}^\delta$.

Having formulated all the design requirements on the ellipse shape P and the feedback gain K to ensure stability and recursive feasibility, an offline optimization problem can now be solved to compute P and K . To maximize the region of attraction of the controller, the objective is to maximize the size of the terminal set. Thus, the offline optimization problem is given by

$$\begin{aligned} & \min_{P^{-1}, Y, T_{2,O}, \tau_{3,O}, T_{5,O}, \tau_{1,O}, \tau_{4,O}, \lambda_c^2} -\log \det(P^{-1}) \\ \text{s.t.} \quad & P^{-1} > 0, T_{2,O} > 0, \tau_{3,O} > 0, T_{5,O} > 0, \\ & 0 < \lambda_c^2 < 1, \tau_{1,O} > 0, \tau_{4,O} > 0, \\ & (41a), (41b), (48), (50). \end{aligned} \quad (51)$$

Because the quantities $\tau_{1,O}$, $\tau_{4,O}$ and λ_c^2 are multiplied by P^{-1} in the constraints of problem (51), a grid search can be performed to choose them such that $\tau_{1,O} + \tau_{4,O} < 1$. The values of P , $K = YP$ can be computed from the solution of (51). The grid search ensures that the optimization problem (51) can be replaced by a finite number of convex semidefinite programs to compute multiple feasible designs of P , K such that they guarantee recursive feasibility and stability. Among these designs, the P with the smallest determinant (and thus, the largest size) is chosen for MPC. Because the optimization (51) is performed offline and only once before starting the MPC problem, the grid search can be performed for any desired coarseness of the grid.

Remark 1. The offline optimization problem (51) offers a flexible way to impose additional properties on the terminal set and the feedback gain. For example, a decentralized terminal set and feedback gain can be obtained by imposing a block diagonal structure on the variable P^{-1} , which enables the design of distributed tube MPC controllers¹¹. In addition, the shape of the terminal set can be altered by modifying the cost function in (51) using a weighted determinant, thereby increasing the size of

Algorithm 1 Ellipsoidal tube MPC**Offline:**

- 1: Grid $\tau_{1,O}, \tau_{4,O}, \lambda_c \in (0, 1)$, such that $\tau_{4,O} < 1 - \tau_{1,O}$
- 2: Compute P, K by solving (51) for each $(\tau_{1,O}, \tau_{4,O}, \lambda_c)$
- 3: Choose P, K minimizing $\det(P)$

Online:

- 4: $k \leftarrow 1$
- 5: **repeat**
- 6: Obtain the measurement x_k
- 7: Solve optimization problem (53)
- 8: Apply the control input $u_k = K(x_k - z_{0|k}) + v_{0|k}$
- 9: $k \leftarrow k + 1$

the terminal set in desired directions. This flexibility is not available in polytopic tube MPC methods, where the terminal set and state tube shape are constructed by iterative intersections of polytopic sets with hyperplanes^{23,25}.

4 | ELLIPSOIDAL TUBE MPC

In this section, the ellipsoidal tube MPC (ETMPC) algorithm is described and its properties are discussed. Specifically, it is shown that the proposed method ensures constraint satisfaction, is recursively feasible and input-to-state practically stable. First, the online optimization problem to be solved is described. The optimization variables are given by

$$R_k = \left\{ \left\{ z_{l|k}, \alpha_{l|k} \right\}_{l=0}^N, \left\{ v_{l|k}, \left\{ \tau_{j,l|k} \right\}_{j=1,3,4}, T_{2,l|k}, \gamma_{l|k} \right\}_{l=0}^{N-1}, \tau_{1,T}, \tau_{2,T}, \gamma_T \right\}. \quad (52)$$

The online optimization problem to be solved at each time step can be then written as

$$\begin{aligned} \min_{R_k} \quad & \sum_{l=0}^{N-1} (\gamma_{l|k}) + \gamma_T \\ \text{s.t.} \quad & \tau_{1,T} > 0, \tau_{2,T} > 0, \gamma_T > 0, \\ & \tau_{1,l|k} > 0, T_{2,l|k} > 0, \tau_{3,l|k}, \tau_{4,l|k}, \alpha_{l|k} > 0, \gamma_{l|k} > 0, \quad \forall l \in \mathbb{N}_0^{N-1}, \\ & (14), (32), (47), (36a), \\ & (11), (31c), (15), (35a), \quad \forall l \in \mathbb{N}_0^{N-1}. \end{aligned} \quad (53)$$

The total number of optimization variables is $((n_x + 1)(N + 1) + (n_u + n_\delta + 4)N + 3)$, which only increases linearly with the order of the system (n_x), number of inputs (n_u), prediction horizon (N) and the number of independent sources of uncertainty (n_δ). The scalability of the algorithm will also be demonstrated in Section 5 using simulation examples. The ETMPC algorithm is described in Algorithm 1.

4.1 | Recursive feasibility and Stability

In order to prove the stability of the closed loop, the notion of regional input-to-state practical stability (ISpS) is now introduced.

Definition 1. (Regional ISpS in \mathbb{X} ³⁹) Given a system whose dynamics can be described by (1)-(5), and a compact set $\mathbb{X} \in \mathbb{R}^{n_x}$ including the origin as an interior point, the system is said to be ISpS (input-to-state practically stable) in \mathbb{X} with respect to w_k if \mathbb{X} is a robust positively invariant set and if there exist a \mathcal{KL} function $\beta(\cdot, \cdot)$, a \mathcal{K} function $\delta(\cdot)$ and a constant $c \geq 0$ such that, for all $\hat{x}_0 \in \mathbb{X}$ and $t > 0$

$$\|\hat{x}_t\| \leq \beta(\|\hat{x}_0\|, t) + \delta_1(\|\mathbf{w}\|_\infty) + c, \quad (54)$$

where $\mathbf{w} = \{w_1, w_2, \dots, w_{t-1}\}$.

Regional ISpS provides a useful way to analyze the stability of systems when a worst-case metric is used in the MPC controller design. If a system satisfies (54) with $c = 0$, then the closed loop is said to be input-to-state stable (ISS) in \mathbb{X} with respect to w_k . That is, for systems satisfying ISS, the state of the system can be bounded by \mathcal{K} functions of $\|w\|_\infty$ alone. The definition for ISpS adds an extra term based on the size of the set \mathcal{W} . The additional constant c is required to extend the notion of stability to the closed loop when a worst-case cost is used in MPC controllers, because the controller acts on the basis of the worst-case disturbance that can affect the system⁴⁰. Let $\mathbb{X}_N(\mathcal{X}_T)$ represent the feasible region of the initial conditions \hat{x}_k for problem (53). The following theorem establishes the robust positive invariance of the set $\mathbb{X}_N(\mathcal{X}_T)$, thereby ensuring recursive feasibility and stability of the closed loop.

Theorem 1. Let the offline optimization problem (51) have a feasible solution. Then, for any initial condition $\hat{x}_0 \in \mathbb{X}_N(\mathcal{X}_T)$, the state trajectories of the closed loop formed by any system satisfying the dynamics (1)-(5) and the ETMPC controller defined in Algorithm 1 remain in the set $\mathbb{X}_N(\bar{\alpha}\mathcal{X}_T)$. Moreover, the optimization problem (53) is feasible for all $k > 0$ and the closed loop system is regionally input-to-state practically stable in the set $\mathbb{X}_N(\mathcal{X}_T)$ with respect to w_k .

Proof. Based on the definition of the set $\mathbb{X}_N(\mathcal{X}_T)$, the optimization problem (53) is feasible at time $k = 0$ because $\hat{x}_0 \in \mathbb{X}_N(\mathcal{X}_T)$. Then, it can be shown that if (53) is feasible at any time k , a feasible solution exists at the time step $k + 1$. The proof follows the standard argument to prove recursive feasibility, where the optimal solution at time k is used to compute a feasible solution at time $k + 1$. Let the optimal solution at time k be denoted using a (*) in the superscript of the variables. As a consequence of Proposition 4, a candidate solution of (53) at time $k + 1$ can be written as

$$\begin{aligned} z_{l|k+1} &= z_{l+1|k}^*, & \alpha_{l|k+1} &= \alpha_{l+1|k}^*, & l &\in \mathbb{N}_0^{N-1}, \\ v_{j|k+1} &= v_{j+1|k}^*, & j &\in \mathbb{N}_0^{N-2}, \\ z_{N|k+1} &= (A + BK)z_{N|k}^*, & \alpha_{N|k+1} &= \alpha_{N|k}^*, & v_{N-1|k+1} &= Kz_{N|k}^*, \end{aligned} \quad (55)$$

with an equivalent shift in the corresponding S-procedure variables and cost bounds in R_k . This is because the candidate sets $\mathcal{X}_{l|k+1} := \mathcal{X}_{l+1|k}^*$ give a feasible state tube for $l \in \mathbb{N}_0^{N-1}$. In addition, Proposition 4 can then be used to state that $\mathcal{X}_{N|k+1}((A + BK)z_{N|k}^*, \alpha_{N|k}^*)$ satisfies the set dynamics and lies inside \mathcal{X}_T . Thus, by induction, the optimization problem (53) is feasible and the state trajectory remains in the set $\mathbb{X}_N(\mathcal{X}_T)$ for all $k > 0$.

The practical stability of the closed loop system is a direct consequence of the compactness of the constraint set \mathcal{C} defined in (6) and the robust positive invariance of the set $\mathbb{X}_N(\mathcal{X}_T)$. This is because, the constant $c > 0$ in (54) can be chosen as $\max_{x \in \mathbb{X}_N(\mathcal{X}_T)} \|x\|$. \square

The bound on the state trajectory obtained in Theorem 1 was found to be quite conservative in simulation studies, and current research is focused on finding a tighter bound. However, under additional assumptions, the trajectory can be shown to converge to the origin as follows.

Proposition 5. Let the offline optimization problem (51) have a feasible solution. For any system satisfying the dynamics (1)-(5) and for any initial condition $\hat{x}_0 \in \mathbb{X}_N(\mathcal{X}_T)$, let the ETMPC controller defined in Algorithm 1 be applied for time steps $k \in \mathbb{N}_0^{t_1}$, $t_1 > 0$ in a receding horizon manner. If the control inputs for the time steps $k > t_1$ are computed according to the parameterization (12) such that $u_k = u_{k-t_1|t_1}^*$, the state trajectory converges to the terminal set \mathcal{X}_T . Moreover, if the disturbance affecting the system satisfies $w_k = 0$ for all $k > t_2 > t_1$, the state trajectory exponentially converges to the origin.

Proof. The first result is guaranteed by Propositions 1 and 4. This is because the tube inclusions (15) ensure that the terminal set is reached within N timesteps for all possible disturbances and perturbations when the input parameterization (12) is used. In addition, Proposition 4 ensures that the terminal set is robust positively invariant under the terminal control law, thereby ensuring that the state trajectory remains in the terminal set.

Secondly, if the disturbance affecting the system satisfies $w_k = 0$ for all $k > t_2 > t_1$, let $t_3 = \max\{t_1 + N, t_2\}$. Consider the state evolution for any time step satisfying $k > t_3$, for which

$$\|x_{k+1}\|_P = \|(A + BK)x_k + B_p p_k\|_P \leq \lambda_c \|x_k\|_P \leq \lambda_c^{k-t_3+1} \|x_{t_3}\|_P, \quad (56)$$

where the inequality is obtained using (50). Because $\lambda_c \in (0, 1)$ is satisfied by design, the state of the system exponentially converges to the origin. \square

5 | SIMULATION EXAMPLES

In this section, the ETMPC Algorithm 1 will be applied on two different examples. The first example highlights the scalability of the approach using mass-spring-damper systems by increasing the number of masses, springs and dampers. In the second example, an ETMPC controller is designed for a quadrotor whose mass is uncertain.

5.1 | Mass-spring-damper example

As a first example, we consider a system consisting of n_m masses, which are connected along a line with springs and dampers. That is, each mass is connected to the previous and the next mass by a spring and a damper, except for the masses at the ends which are connected to only one other mass. For this example, individual simulations are performed for $n_m \in \{3, 5, 10, 15, 20, 25\}$. In each simulation, the system is modeled using the displacement of the masses from their equilibrium and the velocity of each mass as states of the system. The control inputs for the system are forces acting on each mass. All the masses have the same known value of 1kg, whereas the spring constants and damping coefficients have an uncertainty of $\pm 10\%$ around known nominal values. The values of the nominal spring constants are in the range $[0.7, 0.9] \text{ Nm}^{-1}$ and the nominal damping coefficients in the range $[0.3, 0.7] \text{ Nsm}^{-1}$ for all the systems. The true values of these parameters, which are unknown to the controller, are chosen for simulation purposes in the interval specified by $\pm 10\%$ of the nominal value. In addition, an exogenous disturbance is acting on the velocity state of each mass, and is bounded by $w_b = 0.05$. The exogenous disturbance is also generated using a uniform distribution within the specified bounds. Thus, the system is modeled with $n_x = 2n_m$ states, $n_u = n_m$ inputs, $n_\Delta = 2n_m$ uncertain parameters and $n_w = n_m$ exogenous disturbances. The dynamics of the system can be modeled using the chosen model structure (1)-(5) by discretizing the continuous-time dynamics for a mass-spring-damper system using Euler discretization and a sampling time $T_s = 0.3\text{s}$. The following matrices describe the system dynamics for $n_m = 3$. The matrices for other values of n_m can be similarly described, and are not reproduced here.

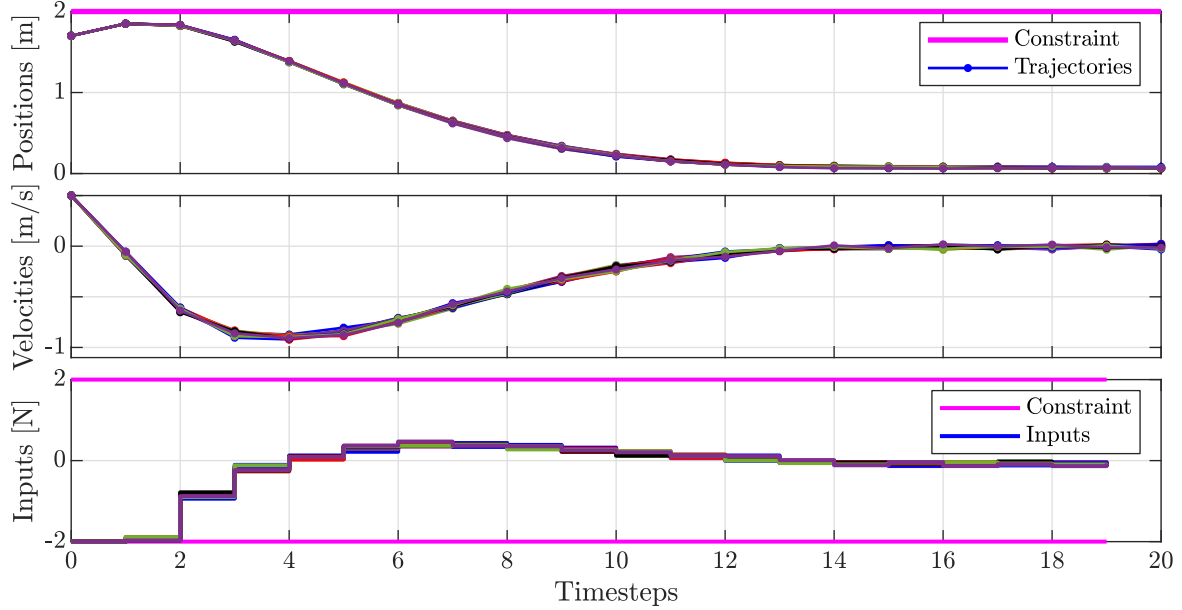
$$\begin{aligned}
 A &= \begin{bmatrix} 1 & T_s & 0 & 0 & 0 & 0 \\ -k_{12}T_s & -c_{12}T_s + 1 & k_{12}T_s & c_{12}T_s & 0 & 0 \\ 0 & 0 & 1 & T_s & 0 & 0 \\ k_{12}T_s & c_{12}T_s & (-k_{12}-k_{23})T_s & (-c_{12}-c_{23})T_s + 1 & 0 & 0 \\ 0 & 0 & 0 & 0 & 1 & T_s \\ 0 & 0 & k_{23}T_s & c_{23}T_s & -k_{23}T_s & -c_{23}T_s + 1 \end{bmatrix}, \quad B = \begin{bmatrix} 0 & 0 & 0 \\ T_s & 0 & 0 \\ 0 & 0 & 0 \\ 0 & T_s & 0 \\ 0 & 0 & 0 \\ 0 & 0 & T_s \end{bmatrix}, \\
 B_p &= \begin{bmatrix} 0 & 0 & 0 & 0 \\ k_{12}k_uT_s & c_{12}c_uT_s & 0 & 0 \\ 0 & 0 & 0 & 0 \\ -k_{12}k_uT_s & -c_{12}c_uT_s & k_{23}k_uT_s & c_{23}c_uT_s \\ 0 & 0 & 0 & 0 \\ 0 & 0 & -k_{23}k_uT_s & -c_{23}c_uT_s \end{bmatrix}, \quad C_q = \begin{bmatrix} -1 & 0 & 1 & 0 & 0 & 0 \\ 0 & -1 & 0 & 1 & 0 & 0 \\ 0 & 0 & -1 & 0 & 1 & 1 \\ 0 & 0 & 0 & -1 & 0 & 1 \end{bmatrix}, \quad B_w = \begin{bmatrix} 0 & 0 & 0 \\ w_b & 0 & 0 \\ 0 & 0 & 0 \\ 0 & w_b & 0 \\ 0 & 0 & 0 \\ 0 & 0 & w_b \end{bmatrix}, \quad (57)
 \end{aligned}$$

where k_{ij} and c_{ij} represent the nominal spring constant and damping coefficient for the respective components connecting masses i and j . Additionally, $k_u = c_u = 0.1$ model the $\pm 10\%$ uncertainty in the spring constants and damping coefficients. The matrices P_Δ and P_w are identity matrices of the appropriate size, and $D_u = D_w = 0$. The magnitudes of the states and inputs are bounded by 2.

The system is initialized with each mass having its position at 1.7m and velocity as 0.5ms^{-1} . The cost matrices are chosen using diagonal cost matrices Q_x, Q_u with a cost of 1 for the position states and the control inputs, and 0.1 for the velocity states. Using the aforementioned matrices, Algorithm 1 is applied to the system. The offline optimization problem is solved by gridding the variables $\tau_{1,0}, \tau_{4,0}, \lambda_c$ between (0, 1) with a grid spacing of 0.1. Because the constraint $\tau_{1,0} + \tau_{4,0} \leq 1 - \tau_{3,0}$ must be satisfied, so the grid points where $\tau_{1,0} + \tau_{4,0} \geq 1$ need not be considered. In practice, it was observed that optimal solutions to problem (51) occurred for $\tau_{1,0} \in (0.4, 0.49)$, $\tau_{4,0} \in (0.4, 0.5)$ and $\lambda_c \in (0.6, 0.8)$. So, a finer grid with a spacing of 0.02 was later used with these updated bounds. The prediction horizon was chosen as $N = 8$ timesteps. The semidefinite programs in the offline and online optimization problems (51) and (53) were implemented using YALMIP⁴¹ and solved using MOSEK⁴² on a laptop equipped with an Intel i7-8550 1.8GHz processor. The ETMPC controller was applied to the system for 20 timesteps in a receding horizon manner.

TABLE 1 Average offline and online computation times for the mass-spring-damper system

Number of states	6	10	20	30	40	50
Computation time Offline [s]	0.03	0.14	1.78	11.01	51.23	101.61
Computation time Online [s]	0.06	0.18	0.55	1.87	4.19	8.49

**FIGURE 1** Closed loop trajectories of mass-spring-damper system with ETMPC controller for $n_m = 15$.

The closed loop trajectories for the simulation with $n_m = 15$ masses are plotted in Figure 1. It can be seen that all the states are regulated close to the origin without constraint violations. Note that the position of the system does not reach the origin due to the model mismatch. In order to clearly illustrate the state tube evolution, a second simulation was performed where mass 1 is initialized at $[-1.3\text{m}, -0.5\text{ms}^{-1}]$, mass 2 initialized at $[1\text{m}, 0\text{ms}^{-1}]$ and all the other masses initialized at the origin. The closed loop trajectory of the system is projected onto the plane with positions and velocities of masses 1 and 2 and shown in Figure 2. In addition, the projection of the state tube computed at time $k = 0$ and the centers of the ellipsoidal sets are also shown. It can be seen that all the ellipsoidal sets lie within the constraint set, thereby ensuring robust constraint satisfaction. Note that the closed loop trajectory shown in blue deviates from the state tube computed at $k = 0$ after $k = 2$. This is due to the receding horizon strategy of the MPC controller.

Finally, the average offline and online computation times are reported in Table 1 as a function of the number of states. The offline computation time is the average time taken to solve (51) for each value of $(\tau_{1,O}, \tau_{4,O}, \lambda_c)$ in the chosen grid. The time taken to solve (53) at each time step is averaged over the time horizon and reported as the online computation time in Table 1. For the systems with 20 states and higher, the online computation time is higher than the sampling time, and thus requires a faster processor to implement the ETMPC algorithm. However, the increase of offline and online computation times with the number of states is lower than observed in polytopic tube MPC approaches, where the size of the online optimization problem grows combinatorially with the state dimension. Moreover, the offline design is also flexible and scalable, in contrast to iterative procedures proposed in literature²³ which require higher computation times and result in a large number of constraints defining the state tube when the state dimension is large.

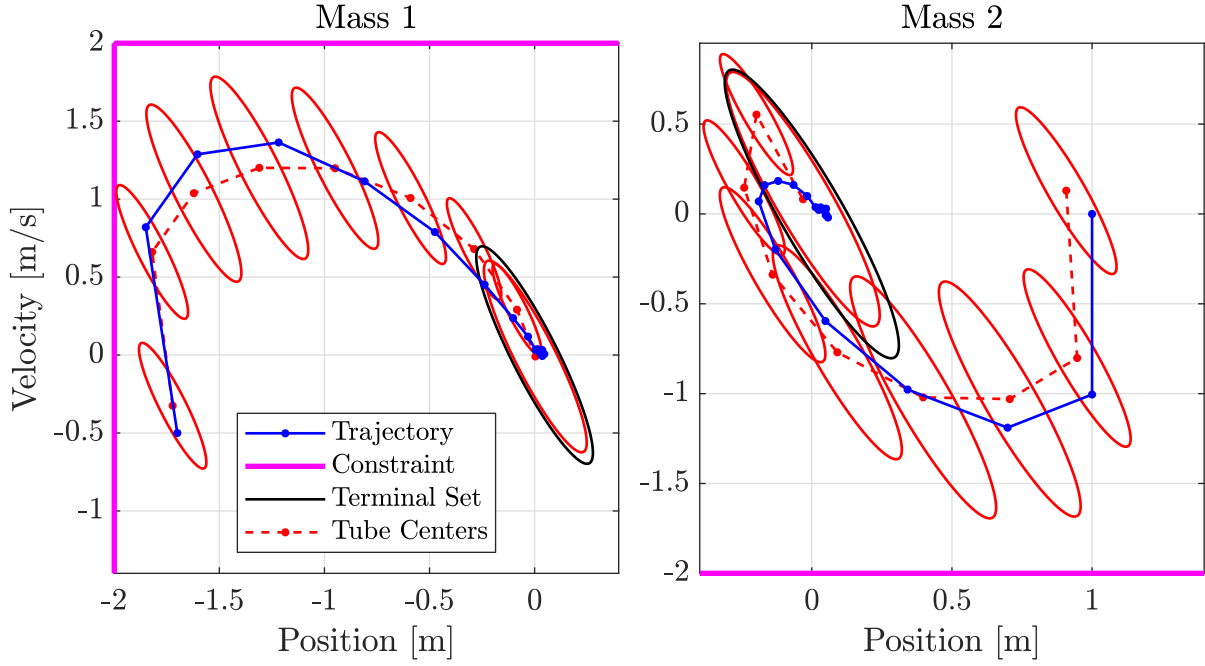


FIGURE 2 Projection of state tube computed at $k = 0$ and closed loop trajectories on the Position-Velocity plane for masses 1 and 2.

5.2 | Quadrotor example

In the second example, the ETMPC algorithm is used to design a controller for a quadrotor. The quadrotor considered for simulations is a miniature Crazyflie whose mass is 27g and size is 92mm \times 92mm \times 29mm. This example is motivated by a previous work²⁵ which considered the design of a polytopic tube MPC controller for a quadrotor with uncertain mass. The main interest in analyzing this system here is that in²⁵, it was observed that for this system, the design of polytopic terminal sets which are λ -contractive is difficult due to the relatively large state dimension. In contrast, the proposed ETMPC algorithm provides a systematic, optimization-based design procedure to compute invariant sets.

The dynamics of a quadrotor are nonlinear and can be modeled by 12 states and 4 inputs. The states of the system can be partitioned as $[s, \dot{s}, \psi, \dot{\psi}]$, where $s \in \mathbb{R}^3$ denotes the displacement from target equilibrium position and $\psi \in \mathbb{R}^3$ denotes the roll, pitch and yaw angles of the quadrotor with respect to an inertial frame of reference. The 4 control inputs are the thrusts produced by each rotor. For the purpose of this simulation study, the linearized discrete-time dynamics of a quadrotor around an equilibrium point are considered with a sampling time $T_s = 0.1$ s. The complete description of the nonlinear and linearized dynamics of the quadrotor used for the simulation can be found in⁴³. The mass of the quadrotor is uncertain and is known to lie within the bounds [27g, 37g], similar to the package delivery scenario considered in²⁵. This uncertainty can be modeled using a scalar perturbation Δ . In addition, a wind force is modeled as the exogenous disturbance acting on the system. The bound on this force is calculated based on the assumption that the maximum relative velocity the quadrotor will face is 2m/s in x and y directions.

The control goal is to track a target position setpoint which is an equilibrium point for the quadrotor while ensuring constraint satisfaction. The targets considered in this simulation are $\hat{s}_1 = [0.68\text{m}, 0.68\text{m}, 0.55\text{m}]^T$ and the $\hat{s}_2 = [0, 0, 0]^T$. The simulation is performed for 10 seconds, and the target switches from \hat{s}_1 to \hat{s}_2 at $t = 5$ s. The MPC controller is unaware of the change in reference setpoints in advance, and thus, the proposed ETMPC controller is used to regulate the system to the current setpoint (either \hat{s}_1 or \hat{s}_2). The constraints on the state variables are given as

$$\begin{bmatrix} -0.7I_3 \\ -10I_3 \\ -\frac{\pi}{2}I_3 \\ -\frac{\pi}{2}I_3 \end{bmatrix} \leq \begin{bmatrix} s \\ \dot{s} \\ \psi \\ \dot{\psi} \end{bmatrix} \leq \begin{bmatrix} 0.7I_3 \\ 10I_3 \\ \frac{\pi}{2}I_3 \\ \frac{\pi}{2}I_3 \end{bmatrix} \quad (58)$$

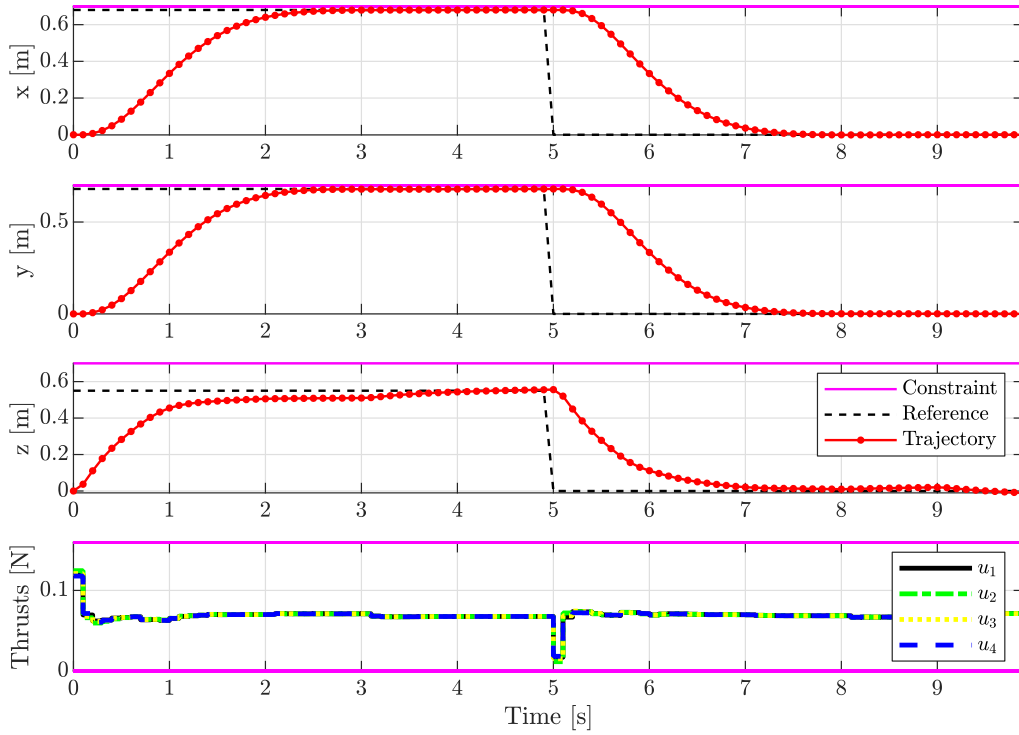


FIGURE 3 Tracking performance of a quadrotor using the ETMPC algorithm. The constraints are shown in pink for all the positions and thrusts.

The thrust that can be produced by each rotor is upper bounded by 0.157N and lower bounded by 0. The terminal set is designed separately for each setpoint, and the controller uses the terminal set based on the setpoint it is tracking. The cost function used is described by the matrix $Q_x = \text{diag}\{1, 1, 10, 1, 1, 1, 1, 1, 10, 1, 1, 1\}$ and $Q_u = 0.01I_4$. The prediction horizon is set as $N = 15$ time steps.

The tracking performance of the closed loop is shown in 3. It can be seen that the ETMPC controller tracks the given reference which is close to the state constraints without any constraint violation. The average online computation time of the ETMPC problem is 0.32s, which is higher than the 0.09s reported in²⁵. The reason for the higher computational cost is that solving semidefinite programs is more computationally demanding compared to quadratic programs. However, one main advantage of the proposed approach compared to the one in²⁵ is the flexibility of the offline design phase and the simple description of the terminal set. The terminal set computed in²⁵ is a polytope with 108 hyperplanes, and its vertex representation could not be enumerated due to numerical problems. In contrast, the terminal set in ETMPC is described by a single quadratic constraint defined by the symmetric positive definite matrix $P \in \mathbb{R}^{12 \times 12}$. Moreover, adding additional uncertain parameters to the method in²⁵ will exponentially increase the number of constraints in the online optimization. The proposed ETMPC algorithm shows better scalability as seen in (53) and the simulations in Section (5.1).

6 | CONCLUSION AND OUTLOOK

In this work, a novel tube-based robust MPC approach was proposed for systems affected by uncertainty described by a linear fractional transformation and exogenous disturbances. By leveraging mathematical properties of ellipsoids, a homothetic parameterization of the state tube was used to enable a scalable optimization problem online, and a flexible offline design procedure. Convex formulations were derived for desired properties such as set-invariance under tube MPC and contractivity. The number of the online optimization variables scales linearly with respect to the number of states, inputs, uncertainties and prediction horizon of the controller. In addition, the optimization problem is recursively feasible, guarantees robust constraint satisfaction and ensures closed loop stability. Simulation studies demonstrate the scalability of the controller and the ease of offline design.

There are two main research directions to improve the proposed algorithm. The approximation used to enforce set-invariance inside the terminal set can be relaxed, thereby increasing the region of attraction and improving the closed loop performance of the controller. A second direction of research is to improve the bound obtained on the closed loop state trajectory. The proposed algorithm also shows potential to be used in recent learning based MPC techniques, by combining the ETMPC controller with online parameter estimation^{9,10}, reinforcement learning⁸ or distributed identification¹¹. In particular, the flexible offline design in the proposed method combined with learning the model uncertainty could enable online updates of the control gain and terminal sets, which is not done in most existing schemes due to their complex offline design phase.

ACKNOWLEDGMENTS

This work was supported by the Swiss National Science Foundation under Grant 200021_178890. The authors would like to thank Ahmed Aboudonia for the insightful discussions on linear matrix inequalities.

References

1. Borrelli F, Bemporad A, Morari M. *Predictive control for linear and hybrid systems*. Cambridge University Press . 2017.
2. Forbes MG, Patwardhan RS, Hamadah H, Gopaluni RB. Model predictive control in industry: Challenges and opportunities. *IFAC-PapersOnLine* 2015; 48(8).
3. Hrovat D, Di Cairano S, Tseng HE, Kolmanovsky IV. The development of model predictive control in automotive industry: A survey. *IEEE International Conference on Control Applications* 2012: 295–302.
4. Darby ML, Nikolaou M. MPC: Current practice and challenges. *Control Engineering Practice* 2012; 20(4): 86–98.
5. Morari M, Lee JH. Model predictive control: past, present and future. *Computers & Chemical Engineering* 1999; 23(4-5): 667–682.
6. Kouvaritakis B, Cannon M. *Model Predictive Control: Classical, Robust and Stochastic*. New York, NY: Springer International Publishing . 2015.
7. Hewing L, Wabersich KP, Menner M, Zeilinger MN. Learning-based model predictive control: Toward safe learning in control. *Annual Review of Control, Robotics, and Autonomous Systems* 2020; 3: 269–296.
8. Zanon M, Gros S. Safe reinforcement learning using robust MPC. *IEEE Transactions on Automatic Control* 2020: 3638–3652.
9. Lorenzen M, Cannon M, Allgöwer F. Robust MPC with recursive model update. *Automatica* 2019; 103: 461–471.
10. Parsi A, Iannelli A, Smith RS. An explicit dual control approach for constrained reference tracking of uncertain linear systems. 2022; arXiv:2202.02351.
11. Parsi A, Aboudonia A, Iannelli A, Lygeros J, Smith RS. A distributed framework for linear adaptive MPC. *60th IEEE Conference on Decision and Control (CDC)* 2021.
12. Chisci L, Rossiter JA, Zappa G. Systems with persistent disturbances: predictive control with restricted constraints. *Automatica* 2001; 37(7): 1019–1028.
13. Gossner JR, Kouvaritakis B, Rossiter JA. Stable generalized predictive control with constraints and bounded disturbances. *Automatica* 1997; 33(4): 551–568.
14. Maiworm M, Bähge T, Findeisen R. Scenario-based model predictive control: Recursive feasibility and stability. *IFAC-PapersOnLine* 2015; 48(8): 50–56.
15. Lucia S, Finkler T, Engell S. Multi-stage nonlinear model predictive control applied to a semi-batch polymerization reactor under uncertainty. *Journal of process control* 2013; 23(9): 1306–1319.

16. Blanchini F, Miani S. *Set-theoretic methods in control*. Boston: Birkhäuser . 2008.
17. Mayne DQ, Seron MM, Raković S. Robust model predictive control of constrained linear systems with bounded disturbances. *Automatica* 2005; 41(2): 219–224.
18. Raković SV, Kouvaritakis B, Findeisen R, Cannon M. Homothetic tube model predictive control. *Automatica* 2012; 48(8): 1631–1638.
19. Lee Y, Kouvaritakis B. Constrained receding horizon predictive control for systems with disturbances. *International Journal of Control* 1999; 72(11): 1027–1032.
20. Fleming J, Kouvaritakis B, Cannon M. Robust tube MPC for linear systems with multiplicative uncertainty. *IEEE Transactions on Automatic Control* 2014; 60(4): 1087–1092.
21. Raković SV, Levine WS, Açikmese B. Elastic tube model predictive control. *2016 American Control Conference* 2016: 3594–3599. doi: 10.1109/ACC.2016.7525471
22. Lu X, Cannon M, Koksai-Rivet D. Robust adaptive model predictive control: Performance and parameter estimation. *International Journal of Robust and Nonlinear Control* 2021; 31(18): 8703–8724.
23. Kolmanovsky I, Gilbert EG. Theory and computation of disturbance invariant sets for discrete-time linear systems. *Mathematical problems in engineering* 1998; 4(4): 317–367.
24. Pluymers B, Rossiter JA, Suykens JA, De Moor B. The efficient computation of polyhedral invariant sets for linear systems with polytopic uncertainty. *Proceedings of the American control conference* 2005: 805–809.
25. Didier A, Parsi A, Coulson J, Smith RS. Robust Adaptive Model Predictive Control of Quadrotors. *European Control Conference* 2021: 657–662.
26. Kothare MV, Balakrishnan V, Morari M. Robust constrained model predictive control using linear matrix inequalities. *Automatica* 1996; 32(10): 1361–1379.
27. Kouvaritakis B, Rossiter J, Schuurmans J. Efficient robust predictive control. *IEEE Transactions on Automatic Control* 2000; 45(8). doi: 10.1109/9.871769
28. Smith RS. Robust model predictive control of constrained linear systems. *Proceedings of the American Control Conference* 2004: 245–250.
29. Yang Y, Ding B, Xu Z, Zhao J. Tube-based output feedback model predictive control of polytopic uncertain system with bounded disturbances. *Journal of the Franklin Institute* 2019; 356(15): 7990–8011.
30. Cannon M, Buerger J, Kouvaritakis B, Raković S. Robust tubes in nonlinear model predictive control. *IEEE Transactions on Automatic Control* 2011; 56(8).
31. Koller T, Berkenkamp F, Turchetta M, Krause A. Learning-based model predictive control for safe exploration. *IEEE Conference on Decision and Control (CDC)* 2018.
32. Cockburn JC, Morton BG. Linear fractional representations of uncertain systems. *Automatica* 1997; 33(7): 1263–1271.
33. Ljung L. *System Identification: Theory for the User*. New Jersey: Prentice Hall . 1999.
34. Dean S, Mania H, Matni N, Recht B, Tu S. On the sample complexity of the linear quadratic regulator. *Foundations of Computational Mathematics* 2020; 20(4): 633–679.
35. Dullerud G, Smith R. A nonlinear functional approach to LFT model validation. *Systems & control letters* 2002; 47(1): 1–11.
36. Boyd S, El Ghaoui L, Feron E, Balakrishnan V. *Linear matrix inequalities in system and control theory*. SIAM . 1994.
37. Zhang F. *The Schur complement and its applications*. Springer Science & Business Media . 2006.

38. Lobo MS, Vandenberghe L, Boyd S, Lebret H. Applications of second-order cone programming. *Linear algebra and its applications* 1998; 284(1-3).
39. Raimondo DM, Limon D, Lazar M, Magni L, Camacho EF. Min-max model predictive control of nonlinear systems: A unifying overview on stability. *European Journal of Control* 2009; 15(1): 5–21.
40. Limon D, Alamo T, Raimondo DM, et al. Input-to-state stability: a unifying framework for robust model predictive control. *Nonlinear model predictive control* 2009: 1–26.
41. Löfberg J. YALMIP : A Toolbox for Modeling and Optimization in MATLAB. *In Proceedings of the CACSD Conference* 2004.
42. MOSEK ApS . *The MOSEK optimization toolbox for MATLAB manual. Version 9.0.* 2019.
43. Beuchat P. N-rotor vehicles: modelling, control, and estimation. https://www.dfall.ethz.ch/pandsfiles/script/2019_03_04_NrotorVehicle 2019.

