

# Hybrid cosmological attractors

---

**Renata Kallosh and Andrei Linde**

*Stanford Institute for Theoretical Physics and Department of Physics,  
Stanford University, Stanford, CA 94305, USA*

*E-mail:* [kallosh@stanford.edu](mailto:kallosh@stanford.edu), [alinde@stanford.edu](mailto:alinde@stanford.edu)

**ABSTRACT:** We construct  $\alpha$ -attractor versions of hybrid inflation models. In these models, the potential of the inflaton field  $\varphi$  is uplifted by the potential of the second field  $\chi$ . This uplifting ends due to a tachyonic instability with respect to the field  $\chi$ , which appears when  $\varphi$  becomes smaller than some critical value  $\varphi_c$ . In the large  $N$  limit, these models have the standard universal  $\alpha$ -attractor predictions. In particular,  $n_s = 1 - \frac{2}{N}$  for the exponential attractors. However, in some special cases the large  $N$  limit is reached only beyond the horizon, for  $N \gtrsim 60$ . This may change predictions for the cosmological observations. For any fixed  $N$ , in the limit of large uplift  $V_{\text{up}}$ , or in the limit of large  $\varphi_c$ , we find another attractor prediction,  $n_s = 1$ . By changing the parameters  $V_{\text{up}}$  and  $\varphi_c$  one can continuously interpolate between the two attractor predictions  $n_s = 1 - \frac{2}{N}$  and  $n_s = 1$ . This provides significant flexibility, which can be very welcome in view of the rapidly growing amount and precision of the cosmological data. Our main result is not specific to the hybrid inflation models. Rather, it is generic to any inflationary models where the inflaton potential, for some reasons, is uplifted, and inflation ends prematurely.

---

## Contents

<b>1</b>	<b>Introduction</b>	<b>1</b>
<b>2</b>	<b>Single field <math>\alpha</math>-attractors</b>	<b>4</b>
<b>3</b>	<b>Hybrid inflation</b>	<b>6</b>
3.1	Original hybrid inflation model	6
3.2	Hybrid $\alpha$ -attractors	7
<b>4</b>	<b>Inflationary predictions of hybrid <math>\alpha</math>-attractors</b>	<b>11</b>
<b>5</b>	<b>Interpretation and some examples</b>	<b>14</b>
<b>6</b>	<b>A fully developed example</b>	<b>16</b>
<b>7</b>	<b>The second <math>\alpha</math>-attractor regime in the same hybrid inflation model</b>	<b>18</b>
<b>8</b>	<b>Hybrid polynomial attractors</b>	<b>19</b>
<b>9</b>	<b>Discussion</b>	<b>20</b>
<b>A</b>	<b>Supergravity version of hybrid <math>\alpha</math>-attractors</b>	<b>21</b>
<b>B</b>	<b>Inflationary evolution in models <math>V_{\text{up}} + V_0 \tanh^2 \frac{\varphi}{\sqrt{6}a}</math></b>	<b>25</b>

---

## 1 Introduction

In this paper we will study two-field cosmological attractors, using the  $\alpha$ -attractor generalization of the original version of hybrid inflation as an example [1, 2].

In cosmological  $\alpha$ -attractors of a single inflaton field, the predictions for the spectral index  $n_s$  and for the tensor to scalar ratio  $r$  are very stable with respect to significant modifications of the inflaton potential. The inflaton field in these models can be real, but the most interesting interpretation of these models appears in supergravity describing complex fields with hyperbolic geometry [3–8]. In such models, kinetic terms of the scalar field are singular at the boundary of the hyperbolic space. The singularity disappears after a transformation making the real part of the scalar field canonically normalized. This transformation modifies the original inflaton potential  $V$ , which acquires an infinitely long plateau in terms of the canonically normalized inflaton field  $\varphi$ .

In this paper we will focus on phenomenology of  $\alpha$ -attractors in hybrid inflation. Therefore in the main part of the paper for simplicity we will consider models describing real scalar fields, but our results can be also formulated in terms of complex fields, in context of supergravity, see Appendix A.

While the plateau shape of the potential is a generic property of all  $\alpha$ -attractors, the approach to the plateau can be slightly different.

In exponential  $\alpha$ -attractors [5], where the field approaches the plateau exponentially fast, in the large  $N$  limit, where  $N$  is the number of e-foldings, one has

$$V = V_0(1 - e^{-\varphi/\mu} + \dots), \quad \mu = \sqrt{\frac{3\alpha}{2}}, \quad n_s \approx 1 - \frac{2}{N}, \quad r \approx \frac{12\alpha}{N^2}. \quad (1.1)$$

for  $\mu \lesssim O(1)$ . For example, for  $N = 55$

$$n_s \approx 1 - \frac{2}{55} \approx 0.963. \quad (1.2)$$

Predictions of the simplest models of this class can completely cover the left part of the  $n_s - r$  area favored by the latest Planck/BICEP/Keck data [9], nearly independently of the choice of the original inflaton potential.

For the family of polynomial  $\alpha$ -attractors [10], where the potential approaches a plateau as inverse powers of the inflaton field, one has

$$V \sim V_0(1 - \frac{\mu^k}{\varphi^k} + \dots), \quad n_s = 1 - \frac{2}{N} \frac{k+1}{k+2}, \quad r \approx \frac{8k^2 \mu^{\frac{2k}{k+2}}}{[(k(k+2))N]^{\frac{2k+2}{k+2}}}. \quad (1.3)$$

Here  $k$  can take any positive value. For example, in  $k = 2$  case

$$V \sim V_0(1 - \frac{\mu^2}{\varphi^2} + \dots), \quad n_s \approx 1 - \frac{3}{2N}, \quad r \approx \frac{\sqrt{2}\mu}{N^{3/2}} \quad (1.4)$$

For  $N = N_{\text{total}} = 55$  we have

$$n_s \approx 1 - \frac{3}{110} \approx 0.973. \quad (1.5)$$

By taking smaller  $k$ , one can increase the value of  $n_s$  in this scenario from  $1 - \frac{2}{N}$  to  $1 - \frac{1}{N}$ . As a result, predictions of the simplest models of exponential and polynomial attractors completely cover the  $n_s - r$  area favored by the latest Planck/BICEP/Keck data, see Fig. 3 of [10].

Thus it would seem that a rather simple set of models of this type can describe any set of data which any future observations may bring. However, there are still some issues which one may try to address.

1) One may wonder whether it is possible to increase  $n_s$  to cover the right part of the  $n_s - r$  area favored by the latest Planck/BICEP/Keck data within the more familiar class of exponential  $\alpha$ -attractors (1.1).

2) There are ongoing efforts to solve the  $H_0$  and  $S_8$  problems by modifying the standard  $\Lambda$ CDM model [11, 12]. Some of these efforts require a significant re-interpretation of the available data, resulting in much higher values of  $n_s$ , all the way up to the Harris-Zeldovich value  $n_s = 1$ , see [13, 14] and references therein. Thus one may wonder whether one may find some versions of  $\alpha$ -attractors which would be compatible with such values of  $n_s$ .

3) In models of  $\alpha$ -attractors inspired by string theory and M-theory, one may encounter many interacting scalar fields, each of which may have inflaton potentials with different values of  $\alpha$  [15–24]. Therefore it is important to explore multi-field  $\alpha$ -attractors. In the simplest cases, one may have several different stages of inflation, but in many models the last  $N \sim 50$  - 60 e-foldings of inflation are described by a single stage of inflaton, with the predictions described above.

However, this is not always the case. For example, suppose that there is a short secondary stage of inflation describing  $\Delta N$  e-foldings after the  $\alpha$ -attractor stage. In this case, we must carefully distinguish between the total number of e-foldings  $N_e \sim 50$  - 60 responsible for the observable structure of the universe, and its part  $N$  related to inflation in the  $\alpha$ -attractor regime:

$$N = N_e - \Delta N . \quad (1.6)$$

The observational predictions of  $\alpha$ -attractors are still described by (1.1), (1.4), but the value of  $N = N_e - \Delta N$  becomes smaller than  $N_e \sim 50$  - 60 [20, 25]. This may significantly decrease the value of  $n_s$ , which may contradict the observational data unless the second stage of inflation is very short.

This issue is less important for polynomial attractors (1.3) because they predict higher values of  $n_s$ . That is why some of the popular models of large PBH formation [26] can be formulated in the context of the KKLTI polynomial  $\alpha$ -attractors [24], whereas similar models based on exponential  $\alpha$ -attractors tend to predict very small PBHs [27]. It would be interesting to see whether one may overcome these limitations and find a way to increase  $n_s$ , if required.

In this paper we will show how one can significantly increase  $n_s$  in two-field inflationary models. The main mechanism which we are going to discuss is rather general. As an example, we will study the original version of the hybrid inflation scenario [1, 2], and then explore its  $\alpha$ -attractor implementation. In these models, the potential of the inflaton field  $\varphi$  is uplifted by the potential of the second field  $\chi$ , but this uplifting ends due to a tachyonic instability with respect to the field  $\chi$ , which happen when the field  $\varphi$  becomes smaller than its critical value  $\varphi_c$ . This instability typically leads to a nearly instant end of inflation and rapid reheating, but it may also occur slowly, in a secondary inflationary stage.

We will confirm that the main attractor predictions (1.1), (1.4) remain true in these models in the large  $N$  limit. However, we will show that in some models the large  $N$  limit is achieved only for  $N > 60$ , and for  $N \lesssim 60$  one may have an intermediate asymptotic regime with  $n_s$  that can be greater than the attractor values (1.1), (1.4). In particular, for any fixed  $N$  (e.g. for  $N \sim 50$ ), in the large uplift limit, or in the limit of large value of  $\varphi_c$ , we find

another attractor prediction, the Harrison-Zeldovich spectrum with  $n_s \rightarrow 1$ .

## 2 Single field $\alpha$ -attractors

We will begin with describing single field  $\alpha$ -attractors. The simplest example is given by the theory

$$\frac{\mathcal{L}}{\sqrt{-g}} = \frac{R}{2} - \frac{(\partial_\mu \phi)^2}{2(1 - \frac{\phi^2}{6\alpha})^2} - V(\phi). \quad (2.1)$$

Here  $\phi(x)$  is the scalar field, the inflaton. In the limit  $\alpha \rightarrow \infty$  the kinetic term becomes the standard canonical term  $-\frac{(\partial_\mu \phi)^2}{2}$ . The new kinetic term has a singularity at  $|\phi| = \sqrt{6\alpha}$ . However, one can get rid of the singularity and recover the canonical normalization by solving the equation  $\frac{\partial \phi}{1 - \frac{\phi^2}{6\alpha}} = \partial \varphi$ , which yields  $\phi = \sqrt{6\alpha} \tanh \frac{\varphi}{\sqrt{6\alpha}}$ . The full theory, in terms of the canonical variables, becomes a theory with a plateau potential

$$\frac{\mathcal{L}}{\sqrt{-g}} = \frac{R}{2} - \frac{(\partial_\mu \varphi)^2}{2} - V(\sqrt{6\alpha} \tanh \frac{\varphi}{\sqrt{6\alpha}}). \quad (2.2)$$

We called such models T-models due to their dependence on the  $\tanh \frac{\varphi}{\sqrt{6\alpha}}$ . Asymptotic behavior of the potential at large  $\varphi > 0$  is given by

$$V(\varphi) = V_0 - 2\sqrt{6\alpha} V'_0 e^{-\sqrt{\frac{2}{3\alpha}} \varphi}. \quad (2.3)$$

Here  $V_0 = V(\phi)|_{\phi=\sqrt{6\alpha}}$  is the height of the plateau potential, and  $V'_0 = \partial_\phi V|_{\phi=\sqrt{6\alpha}}$ . The coefficient  $2\sqrt{6\alpha} V'_0$  in front of the exponent can be absorbed into a redefinition (shift) of the field  $\varphi$ . Therefore inflationary predictions of this theory in the regime with  $e^{-\sqrt{\frac{2}{3\alpha}} \varphi} \ll 1$  are determined only by two parameters,  $V_0$  and  $\alpha$ , i.e. they do not depend on many other features of the potential  $V(\phi)$ . That is why they are called attractors.

At large  $N$ , predictions of these models for  $A_s$ ,  $n_s$  and  $r$  coincide in the small  $\alpha$  limit, nearly independently of the detailed choice of the potential  $V(\phi)$ :

$$A_s = \frac{V_0 N^2}{18\pi^2 \alpha}, \quad n_s = 1 - \frac{2}{N}, \quad r = \frac{12\alpha}{N_e^2}. \quad (2.4)$$

These models are compatible with the presently available observational data for sufficiently small  $\alpha$ .

Importantly, these results depend on the height of the inflationary plateau, which is given by  $V_0 = V(\phi)|_{\phi=\sqrt{6\alpha}}$ , but they do not depend on many other details of behavior of the potential  $V(\phi)$  in (2.1). This explains, in particular, stability of the predictions of these models with respect to quantum corrections [28].

The amplitude of inflationary perturbations in these models matches the Planck normalization  $A_s \approx 2.01 \times 10^{-9}$  for  $\frac{V_0}{\alpha} \sim 10^{-10}$ ,  $N = 60$ , or for  $\frac{V_0}{\alpha} \sim 1.5 \times 10^{-10}$ ,  $N = 50$ . For the

simplest model  $V = \frac{m^2}{2}\phi^2$  one finds

$$V = 3m^2\alpha \tanh^2 \frac{\varphi}{\sqrt{6\alpha}} . \quad (2.5)$$

This simplest model is shown by the prominent vertical yellow band in Fig. 8 of the paper on inflation in the Planck2018 data release [29]. In this model, the condition  $\frac{V_0}{\alpha} = 3m^2 \approx 10^{-10}$  reads  $m \sim 0.6 \times 10^{-5}$ . The small magnitude of this parameter accounts for the small amplitude of perturbations  $A_s \approx 2.01 \times 10^{-9}$ . No other parameters are required to describe all presently available inflation-related data in this model. If the inflationary gravitational waves are discovered, their amplitude can be accounted for by the choice of the parameter  $\alpha$  in (2.4).

The results described above are valid under assumptions that the potential  $V(\phi)$  and its derivatives are non-singular at the boundary  $|\phi| = \sqrt{6\alpha}$ . If one keeps the requirement that the potential  $V(\phi)$  is non-singular, but allows its derivatives to be singular, the potential  $V(\varphi)$  remains a plateau potential in canonical variables, but it may become a polynomial attractor, with properties and predictions described in (1.3), (1.4) [10].

One should note also, that these results rely on a hidden assumption that inflation occurs in the single field regime with a potential (1.1) or (1.3), and ends when the slow-roll conditions are no longer satisfied. This assumption is natural indeed, but one can find, or engineer, some models where it may be violated.

As we already mentioned in the previous section, the simplest possibility to do it is to arrange for a second stage of inflation with duration  $\Delta N$ . This modification decreases  $n_s$ . For exponential  $\alpha$ -attractors (1.1) this decrease is not particularly desirable.

However, there is yet another possibility, which may allow many interesting variations of the main theme. One may consider multi-field models, where the single-field inflation regime ends prematurely because of the instability of the inflationary trajectory, or because of its sharp turn.

The simplest well-known example is provided by hybrid inflation [1, 2]. In this scenario, inflation driven by the field  $\phi$  is terminated because of the tachyonic waterfall instability with spontaneous generation of the second field  $\sigma$ . This mechanism involves two ingredients, each of which allow to control (increase)  $n_s$ . First of all, this scenario involves uplift of an inflationary potential by some potential depending on  $\sigma$ . This uplift disappears after the waterfall instability, but during inflation with  $\phi > \phi_c$  the uplift increases  $V$  while keeping  $V'$  intact. This decreases slow-roll parameters and increases  $n_s$  for  $\phi > \phi_c$ . Secondly, one can control the value of  $\phi_c$  by a proper choice of parameters. As a result, one can also control the value of the field  $\phi_N$  corresponding to  $N$  e-foldings prior to termination of inflation. This provides an additional tool to control  $n_s$ .

In this paper we will consider hybrid models of  $\alpha$ -attractors and explain how both of these mechanisms affect inflationary predictions for  $n_s$  and  $r$ . To avoid misunderstandings, we should emphasize that hybrid  $\alpha$ -attractors are more complicated than the single-field

$\alpha$ -attractors. However, realistic inflationary models often involve more than one scalar field. As we will see, investigation of their  $\alpha$ -attractor versions can be quite instructive.

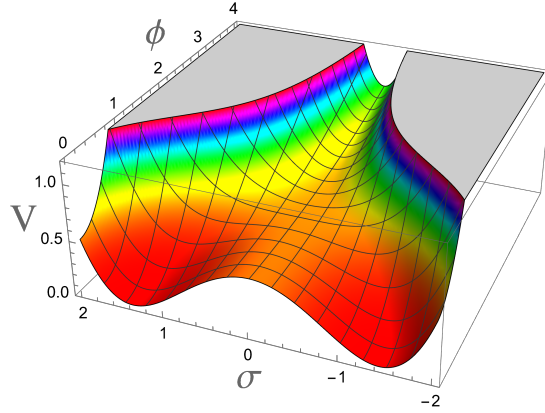
### 3 Hybrid inflation

#### 3.1 Original hybrid inflation model

Let us first consider the simplest hybrid inflation model [1, 2]. The effective potential of this model is given by

$$V(\sigma, \phi) = \frac{1}{4\lambda}(M^2 - \lambda\sigma^2)^2 + \frac{m^2}{2}\phi^2 + \frac{g^2}{2}\phi^2\sigma^2. \quad (3.1)$$

To illustrate the main features of this potential, we show it in Fig. 1.



**Figure 1:** Hybrid inflation potential (3.1) for  $m = 0.2, M = 1, \lambda = 0.5, g = 0.8$ .

The effective mass squared of the field  $\sigma$  at  $\sigma = 0$  is equal to

$$V_{\sigma,\sigma}(\sigma = 0) = -M^2 + g^2\phi^2. \quad (3.2)$$

For  $\phi > \phi_c = M/g$  the only minimum of the effective potential  $V(\sigma, \phi)$  with respect to  $\sigma$  is at  $\sigma = 0$ . The curvature of the effective potential in the  $\sigma$ -direction is much greater than in the  $\phi$ -direction. Thus we expect that at the first stages of expansion of the Universe the field  $\sigma$  rolled down to  $\sigma = 0$ , whereas the field  $\phi$  could remain large for a much longer time.

The potential at  $\sigma = 0$  can be written as

$$V(\sigma = 0, \phi) = V_{\text{up}} + \frac{m^2}{2}\phi^2, \quad (3.3)$$

where the uplifting potential is

$$V_{\text{up}} = \frac{M^4}{4\lambda}. \quad (3.4)$$

At the moment when the inflaton field  $\phi$  becomes smaller than  $\phi_c = M/g$ , the phase transition with the symmetry breaking occurs. For a proper choice of parameters, this phase transition occurs very fast, and inflation abruptly ends [1, 2]. However, there are some situations where inflation may continue for a while in the process of spontaneous symmetry breaking, which may lead to production of primordial black holes (PBHs) [30].

Unfortunately, these models are disfavored by the data in most of its parameter space: at  $\frac{m^2}{2}\phi^2 \gtrsim V_{\text{up}}$  the tensor-to-scalar ratio is too high, whereas at  $\frac{m^2}{2}\phi^2 \ll V_{\text{up}}$  the spectral index  $n_s$  is too high:  $n_s > 1$  [31].

Once we switch to  $\alpha$ -attractor version of hybrid inflation, the first of these problems disappears. As we will show later, the second problem may also disappear: in the large  $N$  limit these models lead to the standard  $\alpha$ -attractor predictions (1.1), (1.3). The issue we need to carefully examine is whether  $N \sim 60$  is large enough to be described by the large  $N$  limit.

Before we switch to  $\alpha$ -attractors we should mention a property of such models, which may be either a problem or an advantage. As one can see from Fig. 1, at the  $\phi < \phi_c$  the field  $\sigma$  may fall into one of the two minima of the potential, at  $\sigma = \pm M/\sqrt{\lambda}$ . This may divide the universe into many domains with  $\sigma = \pm M/\sqrt{\lambda}$  separated by domain walls. Unless  $V_{\text{up}}$  is extremely small, this leads to unacceptable cosmological consequences.

The simplest way to avoid this problem is to study models where the field  $\sigma$  is a complex field. Then, instead of domain walls, one has cosmic strings [2]. If  $M/\sqrt{\lambda}$  is not too large, these strings may have interesting cosmological implications. On the other hand, in the models with large magnitude of symmetry breaking, one may want to avoid productions of topological defects. The simplest possibility is to add a tiny linear term  $c\sigma$  to the potential (3.1). If this term is very small, it leads only to a minor tilt of the potential towards one of the directions, which may be sufficient to eliminate the production of the topological defects, while leaving other predictions of the scenario intact. Other ways to avoid production of topological defects can be found in [32, 33]. In the next section and in the Appendix we will describe two novel mechanisms which can suppress production of the topological defects in the context of  $\alpha$ -attractors.

### 3.2 Hybrid $\alpha$ -attractors

Here we will explore what may happen if we generalize the hybrid inflation model (3.1) by embedding it in the context of exponential  $\alpha$ -attractors. We will discuss polynomial attractors [10] in section 8.

$$\frac{\mathcal{L}}{\sqrt{-g}} = \frac{R}{2} - \frac{(\partial_\mu \phi)^2}{2(1 - \frac{\phi^2}{6\alpha})^2} - \frac{(\partial_\mu \sigma)^2}{2(1 - \frac{\sigma^2}{6\beta})^2} - V(\sigma, \phi). \quad (3.5)$$

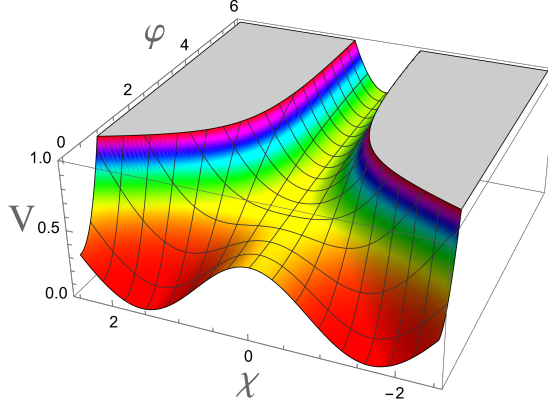
Upon a transformation to canonical variables  $\varphi$  and  $\chi$ , the hybrid inflation potential becomes

$$V(\chi, \varphi) = \frac{1}{4\lambda}(M^2 - 6\beta\lambda \tanh^2 \frac{\chi}{\sqrt{6\beta}})^2 + 3m^2\alpha \tanh^2 \frac{\varphi}{\sqrt{6\alpha}}$$



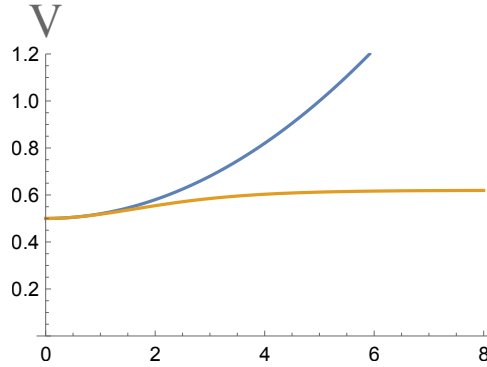
$$+ 18g^2\alpha\beta \tanh^2 \frac{\varphi}{\sqrt{6\alpha}} \tanh^2 \frac{\chi}{\sqrt{6\beta}}. \quad (3.6)$$

The shape of this potential for some particular values of parameters is shown in Fig. 2.



**Figure 2:** Hybrid inflation potential for the model (3.6) with  $m = 0.2$ ,  $M = 1$ ,  $\lambda = 0.5$ ,  $g = 0.8$ ,  $\alpha = 1$ ,  $\beta = 1$ . It looks very similar to the original potential shown in Fig. 1, but the potential along the valley  $\chi = 0$  is much more flat, see Fig. 3.

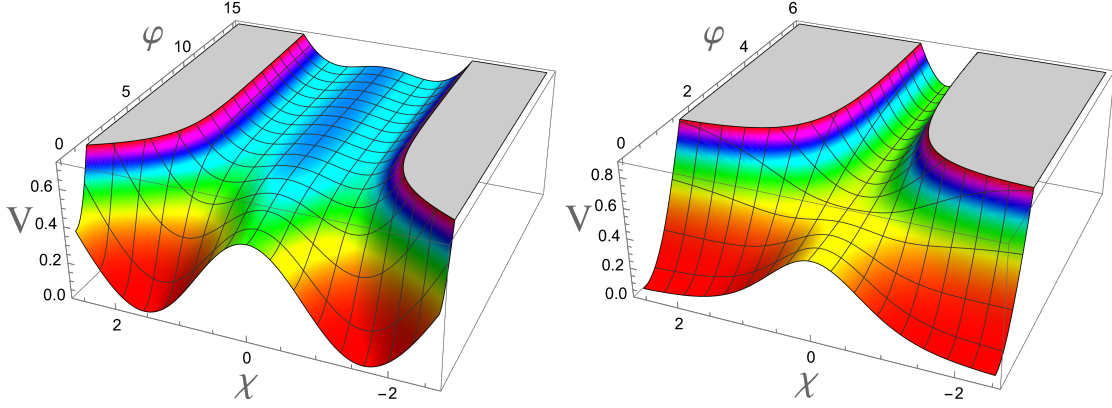
In Fig. 3 we show by the blue line the original potential (3.1) along the flat direction  $\phi$  for  $\sigma = 0$ , and we also show by the brown line the potential of the  $\alpha$ -attractor (3.6) for  $\alpha = 1$  along the flat direction  $\varphi$  for  $\chi = 0$ . It illustrates the flattening of the inflaton potential for  $\alpha$ -attractors.



**Figure 3:** The blue line shows the original potential (3.1) along the flat direction  $\phi$  for  $\sigma = 0$  and  $\phi < 5$ . The brown line shows the potential of the  $\alpha$ -attractor (3.6) for  $\alpha = 1$  along the flat direction  $\varphi$  for  $\chi = 0$  and  $\varphi < 5$ . Note that the  $\alpha$ -attractor potential is much more flat, because the full potential  $V(\varphi)$  is produced by the horizontal stretching of the part of the potential  $V(\phi)$  with  $\phi < \sqrt{6\alpha}$ .

The curvature of the potential in the  $\chi$  direction at  $\chi = 0$  coincides with the curvature with respect to  $\sigma$  at  $\sigma = 0$ :

$$V_{\chi,\chi}(\chi = 0) = V_{\sigma,\sigma}(\sigma = 0) = -M^2 + g^2\phi^2 = -M^2 + 6\alpha g^2 \tanh^2 \frac{\varphi}{\sqrt{6\alpha}}. \quad (3.7)$$



**Figure 4:** Left panel shows potential (3.6) for  $m = 0.2, M = 1, \lambda = 0.5, g = 0.35, \alpha = 1, \beta = 1$ . Right panel shows potential (3.6) for  $m = 0.2, M = 1, \lambda = 0.5, g = 0.8, \alpha = 1, \beta = 1/4$ .

For  $\phi > \phi_c = M/g$ , this curvature is positive, and the inflationary trajectory with  $\chi = 0$  remains stable until field  $\phi$  rolls below the critical point

$$\phi_c = \sqrt{6\alpha} \tanh \frac{\varphi_c}{\sqrt{6\alpha}} = M/g. \quad (3.8)$$

If the last 60 e-foldings of inflation occur when  $|\phi| \ll \sqrt{6\alpha}$ ,  $|\sigma| \ll \sqrt{6\beta}$ , then most cosmological consequences of this model will coincide with those of the original version of hybrid inflation [1, 2].

Notice that in the limit when  $|\phi| \ll \sqrt{6\alpha}$ ,  $|\sigma| \ll \sqrt{6\beta}$ , the kinetic terms in eq. (3.5) become canonical, and therefore the shape of the potential reduces to the one in the original version of hybrid inflation. In particular, in the large  $\alpha$  limit inflation ends at  $\phi_c \approx \varphi_c = M/g$ . In this paper we will be interested in the opposite possibility, when the last 60 e-foldings occur in the  $\alpha$ -attractor regime where  $\varphi_c \gg \sqrt{6\alpha}$ .

One should note also that the standard scenario with the waterfall phase transition shown in Fig. 2 occurs only if  $\phi_c = M/g < \sqrt{6\alpha}$ . In the opposite case  $\phi_c = M/g > \sqrt{6\alpha}$  the field  $\chi$  does not vanish at any values of  $\varphi$ , because all values of  $\varphi$  correspond to  $\phi < \sqrt{6\alpha}$ . The amplitude of spontaneous symmetry breaking grows during inflation starting from  $\chi^2 = \frac{M^2 - 6\alpha}{\lambda}$  at  $\varphi \rightarrow \infty$ , and gradually approaching its maximal value  $\chi^2 = \frac{M^2}{\lambda}$  at  $\phi = 0$ . Since the symmetry breaking with respect to the sign of the field  $\chi$  is present from the very beginning of inflation, see the left panel of Fig. 4, topological defects do not form in this scenario. Thus it does not suffer from any problems with topological defects which may appear in the scenario shown in Figs. 1, 2, see the previous section.

To illustrate what happens for  $M/g > \sqrt{6\alpha}$ , we plot in the left panel of Fig. 4 the potential (3.6) for the same values of parameters as in Fig. 2. The only parameter we change is  $g$ , which we take smaller,  $g = 0.35$ .

This is not the last of the surprises which may await us after introducing hybrid  $\alpha$ -

attractors, see the right panel in Fig. 4, where we plot the same potential for the same parameters as in Fig. 2, but for a smaller value of  $\beta$ . As we see, in this case the position of the minimum of the potential with respect to  $\chi$  disappears, and we end up with the potential describing the  $\alpha$ -attractor generalization [34–36] of the quintessential inflation [37, 38]. This happens because for sufficiently small  $\beta$  the position of the minimum of the potential with respect to  $\sigma$  moves outside the boundary of the moduli space at  $\sigma = \sqrt{6\beta}$ .

It is not our goal to describe all of these interesting possibilities in this paper. In what follows we will study the more traditional regime described by Fig. 2. In this regime, the initial stages of inflation occur at  $\chi = 0$ , until the field reaches a critical point  $\varphi_c$ . After that, the tachyonic instability with respect to the field  $\chi$  terminates the stage of inflation at  $\chi = 0$ . Depending on the parameters of the model, this may lead either to an abrupt end of inflation, or to a beginning of a short additional period of inflation. We will focus on the first of these two possible outcomes, and calculate inflationary parameters  $A_s$ ,  $n_s$  and  $r$  assuming that inflation ends at the moment when the field  $\varphi$  reaches  $\varphi_c$  (3.8).

Inflationary potential at  $\chi = 0$  is given by

$$V(\varphi) = \frac{M^4}{4\lambda} + 3m^2\alpha \tanh^2 \frac{\varphi}{\sqrt{6\alpha}} . \quad (3.9)$$

Using equation (2.3), one can represent this potential during inflation at  $\varphi \gg \sqrt{6\alpha}$  in this model as

$$V = V_{\text{up}} + V_0 (1 - 4 e^{-\sqrt{\frac{2}{3\alpha}}\varphi} + \dots) , \quad (3.10)$$

where  $V_{\text{up}} = \frac{M^4}{4\lambda}$  is the value of the uplifting potential  $\frac{1}{4\lambda}(M^2 - \lambda\sigma^2)^2$  at  $\sigma = 0$ , and  $V_0 = 3m^2\alpha$  is the value of the  $\alpha$ -attractor potential  $3m^2\alpha \tanh^2 \frac{\varphi}{\sqrt{6\alpha}}$  at its plateau.

Let us first consider the regime  $V_{\text{up}} \gg V_0$ , i.e

$$M^4 \gg 12\alpha\lambda m^2 . \quad (3.11)$$

The Hubble constant in this case is

$$H^2 = \frac{M^4}{12\lambda} . \quad (3.12)$$

Thus  $M^2 \gg H^2$  for

$$M^2 \ll 12\lambda . \quad (3.13)$$

If  $M^2 \ll 12\lambda$ , then shortly after the field  $\phi$  moves below the critical value  $\phi_c = M/g$ , the effective mass squared of the field  $\chi$  becomes negative. Once its absolute value becomes greater than  $H^2$ , the tachyonic instability of the field  $\chi$  develops, which leads to an abrupt termination of inflation at  $\phi \approx \phi_c$ , as in the standard version of the hybrid inflation scenario [1, 2].

## 4 Inflationary predictions of hybrid $\alpha$ -attractors

In our investigation of perturbations in the hybrid inflation, we will try to be as model-independent as possible. The results to be obtained in this section will be applicable not only to hybrid inflation, but to any  $\alpha$ -attractor potentials uplifted by an additional term similar to the first term in (3.1). We will also assume that the single-field regime may end not because of the violation of the slow-roll conditions, but because some kind of instability terminating the original stage of inflation in a vicinity of a critical field  $\phi_c$ , as in the hybrid inflation scenario.

The general  $\alpha$ -attractor potential (2.3) at large  $\varphi$  can be represented as

$$V(s) = V_0(1 - e^{-\sqrt{\frac{2}{3\alpha}}s} + \dots) , \quad (4.1)$$

where  $s$  is given by

$$s = \varphi - \sqrt{\frac{3\alpha}{2}} \ln\left(2\sqrt{6\alpha} \frac{V'_0}{V_0}\right) , \quad (4.2)$$

and  $V'_0 = \partial_\phi V|_{\phi=\sqrt{6\alpha}}$  at the boundary  $\phi = \sqrt{6\alpha}$ , as in (2.3). To give a particular example, in the simplest T-model (2.5) one has

$$s = \varphi - \sqrt{\frac{3\alpha}{2}} \ln 4 \approx \varphi - 1.7\sqrt{\alpha} . \quad (4.3)$$

Thus for  $\alpha \lesssim 1$  one has  $\varphi = s + O(1)$ .

Now we will uplift this potential by adding to it a constant  $V_{\text{up}}$ . In the hybrid inflation model (3.1) one has  $V_{\text{up}} = \frac{M^4}{4\lambda}$ . The full potential becomes

$$V(s) = V_{\text{up}} + V_0(1 - e^{-\gamma s}) , \quad (4.4)$$

where  $\gamma$  is related to the Kähler curvature

$$\gamma = \sqrt{\frac{2}{3\alpha}} , \quad \gamma^2 = \frac{2}{3\alpha} . \quad (4.5)$$

This form correctly describes the potential for

$$e^{-\gamma s} \ll 1 . \quad (4.6)$$

We consider a stage of  $N \gg 1$  e-foldings of inflation which begins at  $s_N$  and ends at  $s_c$ . Inflation may continue when the field reaches  $s_c$ , or it may end abruptly if the inflationary trajectory changes at  $s_c$  because of the waterfall instability at in hybrid inflation.

Equation describing evolution of  $s$  in the slow-roll regime is

$$\frac{ds}{dN} = \frac{\frac{dV}{ds}}{V(s)} = \frac{V_0 \gamma e^{-\gamma s}}{V_{\text{up}} + V_0(1 - e^{-\gamma s})} . \quad (4.7)$$

We are interested in the regime  $e^{-\gamma s} \ll 1$ . In that case one can ignore the exponent in the denominator and find a solution of this equation:

$$e^{\gamma s_N} = \frac{\gamma^2 V_0 N}{V_{\text{up}} + V_0} + e^{\gamma s_c} . \quad (4.8)$$

where  $s_N$  is the value of the field  $s$  at  $N$  e-foldings before the end of this stage of inflation before it reaches  $s_c$ , i. e.  $s_N = s_c$  at  $N = 0$ .

The standard expression for  $n_s$  is

$$n_s = 1 - 3 \left( \frac{V'}{V} \right)^2 + 2 \frac{V''}{V} \approx 1 - \frac{3V_0^2 \gamma^2 e^{-2\gamma s_N}}{(V_{\text{up}} + V_0)^2} - \frac{2V_0 \gamma^2 e^{-\gamma s_N}}{V_{\text{up}} + V_0} \approx 1 - \frac{2V_0 \gamma^2 e^{-\gamma s_N}}{V_{\text{up}} + V_0} . \quad (4.9)$$

Here the derivatives are taken with respect to  $s$ . Using equation (4.8), we find

$$n_s = 1 - \frac{2V_0 \gamma^2}{V_0 \gamma^2 N + (V_{\text{up}} + V_0) e^{\gamma s_c}} . \quad (4.10)$$

In the large  $N$  limit we always have the standard universal  $\alpha$ -attractor prediction, independently of all other parameters of the model,

$$n_s = 1 - \frac{2}{N} . \quad (4.11)$$

However, the range accessible to observations is limited,  $N \lesssim 50 - 60$ . For

$$e^{\gamma s_c} \gg \frac{\gamma^2 V_0 N}{V_{\text{up}} + V_0} , \quad (4.12)$$

one has, in accordance with (4.8),

$$e^{\gamma s_N} \approx e^{\gamma s_c} , \quad (4.13)$$

and instead of the large  $N$  limit, one has a different limiting case,

$$1 - n_s = \frac{2V_0 \gamma^2 e^{-\gamma s_N}}{V_{\text{up}} + V_0} \approx \frac{2V_0 \gamma^2 e^{-\gamma s_c}}{V_{\text{up}} + V_0} \ll \frac{2}{N} , \quad (4.14)$$

where the last inequality follows from (4.12). Thus in the large  $V_{\text{up}}$  limit (for large ratio  $V_{\text{up}}/V_0$ ), or in the large  $s_c$  limit (for  $\gamma s_c \gg 1$ ), when inequality (4.12) is satisfied, we have  $n_s \rightarrow 1$ , i.e. the Harrison-Zeldovich spectrum.

Interpolating between these two limiting cases by changing  $V_{\text{up}}/V_0$ , or by changing  $s_c$ , one can find any value of  $n_s$  in the range

$$1 - \frac{2}{N} \lesssim n_s \lesssim 1 . \quad (4.15)$$

In particular, for

$$V_{\text{up}} + V_0 = V_0 \gamma^2 N e^{-\gamma s_c} \quad (4.16)$$

we have

$$n_s = 1 - \frac{1}{N} . \quad (4.17)$$

Let us consider the implications for the amplitude of perturbations  $A_s$  and for  $r$ .

$$A_s = \frac{V^3}{12\pi^2(V')^2} \approx \frac{(V_{\text{up}} + V_0)^3 e^{2\gamma s_N}}{12\pi^2 V_0^2 \gamma^2} . \quad (4.18)$$

In the large  $N$  limit one finds

$$A_s = \frac{(V_{\text{up}} + V_0) N^2}{18\alpha\pi^2} , \quad (4.19)$$

Meanwhile for  $V_{\text{up}} + V_0 \gg V_0 \gamma^2 N e^{-\gamma s_c}$  one has

$$A_s = \frac{\alpha(V_{\text{up}} + V_0)^3 e^{2\sqrt{\frac{2}{3\alpha}} s_c}}{8\pi^2 V_0^2} . \quad (4.20)$$

and for  $V_{\text{up}} + V_0 = V_0 \gamma^2 N e^{-\gamma s_c}$  one has

$$A_s = \frac{2(V_{\text{up}} + V_0) N^2}{9\alpha\pi^2} . \quad (4.21)$$

Finally, let us calculate the tensor to scalar ratio  $r$ :

$$r = 8 \left( \frac{V'}{V} \right)^2 = \frac{8V_0^2 \gamma^2 e^{-2\gamma s_N}}{(V_{\text{up}} + V_0)^2} . \quad (4.22)$$

In the large  $N$  limit one has the standard  $\alpha$ -attractor result

$$r = \frac{12\alpha}{N^2} , \quad (4.23)$$

Meanwhile for  $V_{\text{up}} + V_0 \gg V_0 \gamma^2 N e^{-\gamma s_c}$  the value of  $r$  is smaller,

$$r = \frac{8V_0^2 \gamma^2 e^{-2\gamma s_c}}{(V_{\text{up}} + V_0)^2} \ll \frac{12\alpha}{N^2} , \quad (4.24)$$

and for  $V_{\text{up}} + V_0 = V_0 \gamma^2 N e^{-\gamma s_c}$  one has

$$r = \frac{3\alpha}{N^2} . \quad (4.25)$$

What is the meaning of these results? First of all, we confirmed that in the large  $N$  limit

$$N \gg \frac{3\alpha}{2} e^{\sqrt{\frac{2}{3\alpha}} s_c} \left( \frac{V_{\text{up}}}{V_0} + 1 \right) , \quad (4.26)$$

the predictions of  $\alpha$ -attractors are universal, as shown in equation (2.4). To be more precise, the amplitude of the perturbations  $A_s$  in (4.19) now depends not on  $V_0$ , but on the total height of the plateau  $V_{\text{up}} + V_0$ .

Meanwhile, for smaller values of  $N$  (smaller wavelengths), such that

$$N \ll \frac{3\alpha}{2} e^{\sqrt{\frac{2}{3\alpha}} s_c} \left( \frac{V_{\text{up}}}{V_0} + 1 \right), \quad (4.27)$$

which may still exceed  $N \sim 50 - 60$  for sufficiently large  $V_{\text{up}}$  and  $\sqrt{\frac{2}{3\alpha}} s_c$ , the predictions approach the flat Harrison-Zeldovich spectrum:

$$A_s \approx \frac{\alpha(V_{\text{up}} + V_0)^3 e^{2\sqrt{\frac{2}{3\alpha}} s_c}}{8\pi^2 V_0^2}, \quad 1 - n_s = \frac{4V_0 e^{-\sqrt{\frac{2}{3\alpha}} s_c}}{3\alpha(V_{\text{up}} + V_0)} \ll \frac{2}{N}, \quad r \approx \frac{16V_0^2 e^{-2\sqrt{\frac{2}{3\alpha}} s_c}}{3\alpha(V_{\text{up}} + V_0)^2} \ll \frac{12\alpha}{N^2}. \quad (4.28)$$

Note that these predictions are also universal. They do depend on constants  $V_{\text{up}}$ ,  $V_0$ ,  $\alpha$  and  $s_c$ , but not on the detailed choice of the original  $\alpha$ -attractor potential.

All results obtained above are formulated in terms of the field  $s$  related to the field  $\varphi$  by the equation (4.2). As we already noted, in the simplest T-model (2.5) one has  $s = \varphi - \sqrt{\frac{3\alpha}{2}} \ln 4 \approx \varphi - 1.7\sqrt{\alpha}$ . Thus for  $\alpha \lesssim 1$  one has  $\varphi = s + O(1)$ . In many cases this difference can be ignored, but if an exact relation is needed, one can always return back from  $s$  to  $\varphi$  in the final results using (4.2).

In particular, for the simplest hybrid inflation model (3.1) one has

$$N \approx \frac{3\alpha(V_{\text{up}} + V_0)}{8V_0} \left( e^{\sqrt{\frac{2}{3\alpha}} \varphi_N} - e^{\sqrt{\frac{2}{3\alpha}} \varphi_c} \right). \quad (4.29)$$

We have also derived this formula in Appendix A directly for the model (3.1).

In the limit of large  $V_{\text{up}}$  and/or large  $\varphi_c$  one has

$$A_s \approx \frac{\alpha(V_{\text{up}} + V_0)^3 e^{2\sqrt{\frac{2}{3\alpha}} \varphi_c}}{128\pi^2 V_0^2}, \quad 1 - n_s \approx \frac{16V_0 e^{-\sqrt{\frac{2}{3\alpha}} \varphi_c}}{3\alpha(V_{\text{up}} + V_0)} \ll \frac{2}{N}, \quad r \approx \frac{256V_0^2 e^{-2\sqrt{\frac{2}{3\alpha}} \varphi_c}}{3\alpha(V_{\text{up}} + V_0)^2} \ll \frac{12\alpha}{N^2}. \quad (4.30)$$

where  $V_{\text{up}} = \frac{M^4}{4\lambda}$  and  $V_0 = 3m^2\alpha$ .

## 5 Interpretation and some examples

Since the hybrid inflation models considered in the previous section belong to the general class of  $\alpha$ -attractors, some of the formal results obtained above may seem rather unexpected, especially the existence of the Harrison-Zeldovich attractor with  $n_s = 1$ . In this section we will provide a simple interpretation of our results.

The standard approach to evaluation of  $n_s(N)$  consists of two steps. First of all, we find the point where the slow-roll approximation breaks down and inflation ends. Then we solve equations of motion to find the values of the fields driving inflation  $N$  e-foldings back in the cosmological evolution, and find  $n_s(\varphi)$  at that time.

In hybrid inflation, the approach is somewhat different. We find the position of the inflaton field  $\varphi_c$  (or  $s_c$ ) where the slow-roll conditions with respect to the field  $\varphi$  may still be satisfied, but inflation ends because of the tachyonic instability with respect to the field  $\chi$ . The value of the field  $\varphi_c$  depends on parameters  $M$  and  $g$ , so by taking proper values of these parameters one can dial almost any desirable value of the field  $\varphi_c$ . After that one finds  $\varphi_N$  (or, equivalently,  $s_N$ ), see equation (4.8).

We found that in the limit of large uplift and/or large  $s_c$  (or  $\varphi_c$ ) one has  $\varphi_N \approx \varphi_c$  (4.13). And once  $\varphi_N$  is known, one can further increase  $V_{up}$  without changing  $V''$ . One may also exponentially decrease  $V''(\varphi_N)$  by increasing  $\varphi_c$ . In both cases, the slow roll parameters decrease, and  $n_s$  asymptotically increases up to the Harrison-Zeldovich value  $n_s = 1$ .

To explain potential implications of these results, we will consider some simple numerical examples illustrating these ideas. A fully developed example of a hybrid inflation model will be considered in the next section.

1) Let us take  $\gamma = 1$ ,  $V_{up} = V_0$ . Suppose first that we want to achieve  $N = 50$  e-foldings of inflation, and then trigger the waterfall transition along the lines of the hybrid inflation scenario at  $s_c = 1$ . Then  $n_s$  will be given by equation (4.11),  $n_s = 0.96$  for  $N = 50$ . The value of  $s_{50}$  will be determined by equation (4.8) with  $\gamma = 1$ ,

$$e^{s_N} = \frac{N}{2} . \quad (5.1)$$

Here we ignored  $e^{s_0} \approx 2.7$  as compared to  $\frac{N}{2} = 25$  (large  $N$  approximation). This gives  $s_{50} \approx \ln 25 = 3.2$ .

2) Now let us change our game. Let us trigger the end of inflation not at  $s_c = 1$  but at  $s_c^* = 3.2$ . We put here a star to emphasize that this is a different regime, where inflation *ends* at the point  $s_c^* = s_{50} \approx 3.2$ . In that case (for  $\gamma = 1$ ,  $V_{up} = V_0$ ) the point from which inflation goes for  $N = 50$  e-foldings until it reaches  $s_c^* = s_{50} = 3.2$  will be given by

$$e^{s_{50}^*} = \frac{50}{2} + s_c^* = 50 . \quad (5.2)$$

Equation for  $n_s$  for  $N = 50$  will read

$$n_s = 1 - \frac{1}{N} = 0.98 . \quad (5.3)$$

That is a significant modification of  $n_s$  achieved by changing the point at which  $N$  e-foldings of inflation end. This is achieved because if not for the waterfall, inflation from the point  $s_N^*$  would last  $2N = 100$  e-foldings. We just interrupted it midway, but the calculation of  $n_s$  for the perturbations prior to the waterfall goes the same way as if it began at the beginning of inflation of duration  $N = 100$ . That is why instead of  $n_s = 1 - 2/50$  we have  $n_s = 1 - 2/100 = 0.98$ .

3) Let us change the game once more. Suppose that after (or during) the waterfall phase transition at  $s_c^* = s_{50} \approx 3.2$  inflation does not end, but continues in the waterfall regime for



additional  $\Delta N = 20$  e-foldings. This may happen, in particular, in the models where the distance from the ridge to the minimum of the potential with respect to the field  $\chi$  is greater than  $M_p = 1$ , see [30, 39] and also a discussion in the next section near equation (6.9). Then the inflationary perturbations that we are going to see at the horizon are the ones generated in the  $\alpha$ -attractor regime during  $N = 50 - \Delta N = 30$  e-foldings prior to the waterfall. This corresponds to the point from which (if not for the waterfall), the field would roll during  $N = 80$  e-foldings. This yields

$$n_s = 1 - \frac{2}{80} = 0.975 . \quad (5.4)$$

4) Finally, suppose that the waterfall occurs at  $s_c = 1$ . Naively, in that case one would not expect any major changes in  $n_s$ . However, this is not the case if the uplift  $V_{\text{up}} = \frac{M^4}{4\lambda}$  is much greater than  $V_0 = 3m^2\alpha$ . This condition is very similar to the standard assumption  $H^2 = \frac{M^4}{12\lambda} \gg m^2$  made in the original hybrid inflation scenario [1, 2]. In particular, from (4.17) one may conclude that for  $\alpha = 1$ ,  $s_c = 1$ ,  $N = 50$  and  $V_{\text{up}} \approx 11V_0$  one would have

$$n_s = 1 - \frac{1}{50} = 0.98 . \quad (5.5)$$

These examples show that a large uplifting, or a premature ending of the  $\alpha$ -attractor stage of inflation at  $\gamma s_c \gg 1$ , may lead to a significant increase of  $n_s$  in the  $\alpha$ -attractor versions of the hybrid inflation models.

## 6 A fully developed example

In this section we will give a fully developed example including all parameters of the hybrid inflation model (3.1). In all estimates we will assume, for definiteness, that  $\alpha = 1$  (i.e.  $\gamma = \sqrt{2/3}$ ), the number of e-foldings is  $N = 50$  and the critical value of the field is given by  $s_c = 2$ . This corresponds to  $\varphi_c \approx s_c + 1.7 = 3.7$ . In terms of the original geometric field  $\phi$ , the critical point is at  $\phi_c = 2.22$ .

To evaluate the importance of the effects considered in the previous sections, we study here the intermediate regime (4.16), where

$$n_s = 1 - \frac{1}{N} = 0.98 , \quad (6.1)$$

see (4.17). For  $\alpha = 1$  one can use (4.25) to find

$$r = \frac{3}{N^2} = 0.0012 . \quad (6.2)$$

For  $\alpha = 1$ ,  $s_c = 2$  the condition (4.16) reads

$$V_{\text{up}} + V_0 = V_0 \frac{100}{3} e^{-2\sqrt{2/3}} = 6.5 V_0 . \quad (6.3)$$

Using (4.21) and Planck normalization  $A_s = 2.1 \times 10^{-9}$  for  $\alpha = 1$  and  $V_0 = 3m^2$ , we find

$$m = 1.95 \times 10^{-6} , \quad (6.4)$$

and

$$V_{\text{up}} = 6.3 \times 10^{-11} . \quad (6.5)$$

Then using (6.3), we find

$$M = 0.004 \lambda^{1/4} . \quad (6.6)$$

To have the critical point at  $\phi_c = 2.22$  one should take  $g = M/\phi_c = 0.0018 \lambda^{1/4}$ .

To understand the dynamics of the waterfall instability in this model is important to compare the tachyonic mass  $-M^2$  at  $\chi = \varphi = 0$  with the square of the Hubble constant at that point:

$$H^2(0) = \frac{V_{\text{up}}}{3} = 2.1 \times 10^{-11} . \quad (6.7)$$

The Hubble constant at the critical point  $\phi_c$  is very similar. Meanwhile

$$M^2 = 1.5 \times 10^{-5} \sqrt{\lambda} . \quad (6.8)$$

Thus  $M^2 \gg H^2$  unless  $\lambda \lesssim 10^{-12}$ . This means that unless  $\lambda$  is extremely small, the absolute value of the tachyonic mass  $-M^2 + g^2 \phi_c^2$  of the field  $\chi$  becomes much greater than  $H^2$  almost instantly after the inflaton field  $\varphi$  becomes smaller than its critical value  $\varphi_c$ , and inflation ends, just as in the original version of the hybrid inflation scenario [1, 2].

Thus we gave here a particular example of the  $\alpha$ -attractor version of hybrid inflation, where  $n_s = 1 - 1/N = 0.98$  instead of the standard result  $n_s = 1 - 2/N = 0.96$  (for  $N = 50$ ). This shows that by changing  $V_{\text{up}}$  and  $\varphi_c$  one can change  $n_s$  anywhere in the range from  $n_s = 1 - 2/N$  to  $n_s = 1$ .

This does not mean that the theory of  $\alpha$ -attractors is not predictive. In order to modify the standard prediction  $n_s = 1 - 2/N$  we needed to consider two-field models with very special properties, such as uplifting  $V_{\text{up}}$  and a premature end of the  $\alpha$ -attractor stage of inflation. Nevertheless, it is important to know that such models do exist, and can be easily constructed in the familiar framework of hybrid inflation. Other mechanisms which may lead to a premature end of inflation were reviewed for example in [40].

Finally, let us try to understand what is so special about the exceptional regime  $\lambda \lesssim 10^{-12}$ . The amplitude of spontaneous symmetry breaking in the Higgs potential  $\frac{1}{4\lambda}(M^2 - \lambda\sigma^2)^2$  for  $\lambda \lesssim 10^{-12}$  is given by

$$\sigma = M\lambda^{-1/2} \gtrsim 4 . \quad (6.9)$$

In this case, the Higgs potential  $\frac{1}{4\lambda}(M^2 - \lambda\sigma^2)^2$  becomes an inflationary potential, because the length of the slope from  $\sigma = 0$  to  $\sigma = M\lambda^{-1/2}$  is super-Planckian. This length is even greater in terms of the canonically normalized field  $\chi$ . It is well known that theories with super-Planckian symmetry breaking typically allow long stage of inflation, see e.g. [41–43].

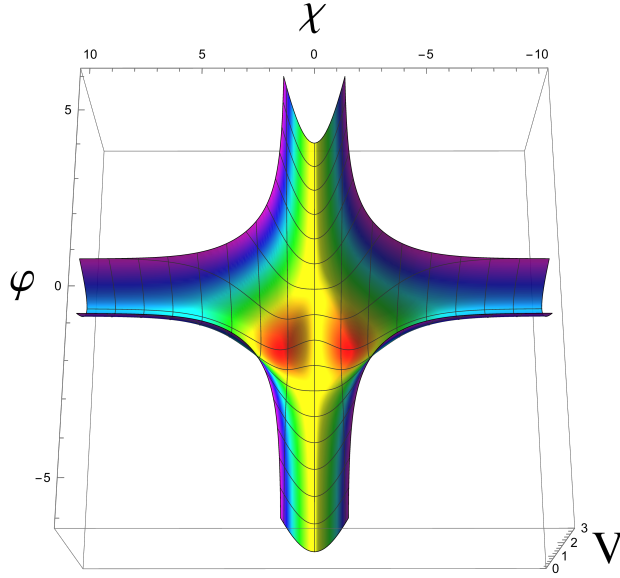
This means that inflation may not end at the critical point, but may continue during the process of spontaneous symmetry breaking in this model.

A detailed theory of this second stage of inflation in the context of the hybrid inflation scenario is described in [30]. The second stage of inflation may last long, or it can be short, the duration  $\Delta N$  being controlled by  $\lambda$ . The amplitude of perturbations produced at the onset of the second stage of inflation can be very large, all the way up to  $O(1)$ , leading to copious formation of black holes, with masses depending exponentially on the number of e-foldings  $\Delta N$  at the second stage of inflation. As proposed in [30, 39], primordial black holes produced in such models may be sufficiently abundant to play the role of dark matter.

The existence of the second stage of inflation means that the number of e-foldings at the  $\alpha$ -attractor stage is  $N_e - \Delta N$ . For example, for  $N_e = 50$  and  $\Delta N = 20$ , it leaves only  $N = 30$  e-foldings for  $\alpha$ -attractors. Then the standard expression  $n_s = 1 - 2/N$  would lead to  $n_s \sim 0.933$ , which is ruled out by Planck2018 [29]. However, in the regime studied above one has  $n_s = 1 - 1/N \approx 0.967$ , which is in a very good agreement with the Planck data.

## 7 The second $\alpha$ -attractor regime in the same hybrid inflation model

It could seem that we already fully explored the basic hybrid inflation model (3.6) shown in Fig. 2. But even this simple model has some other interesting features, which are not apparent in Fig. 2. To reveal them, we show the potential of this model in Fig. 5, with the same parameters as in Fig. 2, but in a larger range of values of  $\varphi$  and  $\chi$ .



**Figure 5:** The view from the top at the hybrid inflation potential for the model (3.6) with  $m = 0.2$ ,  $M = 1$ ,  $\lambda = 0.5$ ,  $g = 0.8$ ,  $\alpha = 1$ ,  $\beta = 1$ . This is the same potential as the one shown in Fig. 2, with the same parameters, but now we show it for a much larger range of values of  $\varphi$  and  $\chi$ .

As one can see, this potential has not one, but two flat directions, corresponding to each of the inflaton fields  $\varphi$  and  $\chi$ . Until now we studied only the scenario where the field  $\varphi$  rolls down along the yellow valley at  $\chi = 0$ , see Figs. 2 and 5, and then the inflationary trajectory turns towards one of the two red minima of the potential at  $\chi \neq 0$ . All results obtained until now are describing this possibility.

The second possibility is that initially the field  $\varphi$  was small, whereas the field  $\chi$  was large, and it was playing the role of the inflaton field, rolling down along the blue valley towards one of the two minima of its potential shown as red areas in Fig. 5.

Fortunately, investigation of this second scenario is fairly simple. The potential of the field  $\chi$  along the valley  $\varphi = 0$  is not uplifted by the potential of the field  $\varphi$ , inflation ends in the standard way at the end of the slow-roll regime, so all observational consequences are described by the standard  $\alpha$ -attractor predictions (1.1).

This means that there are two sets of cosmological predictions for the hybrid inflation model (3.6), depending on initial conditions for inflation. The first set corresponds to the hybrid inflation regime starting at  $\chi = 0$  and large  $\varphi$ . These predictions are described in the previous sections. The second set of predictions corresponds to the usual single-field  $\alpha$ -attractor regime, which begins and ends at  $\varphi = 0$ , with the predictions given in (1.1).

## 8 Hybrid polynomial attractors

Similar results can be obtained for other types of plateau inflation models. Let us consider, as an example, KKLTI models with potentials approaching the plateau as inverse powers of the canonically normalized inflaton field  $\varphi$ :

$$V \sim V_0 \left( 1 - \frac{\mu^k}{\varphi^k} + \dots \right), \quad (8.1)$$

where  $k$  can be any (integer or not) positive constant. Such models, which were invented in the context of D-brane inflation [44–50] and pole inflation scenario [6, 8, 51, 52], were recently incorporated in the general  $\alpha$ -attractor framework [10].

As before, we uplift this potential by adding to it  $V_{\text{up}}$ , which is going to disappear after an instability at  $\varphi = \varphi_c$ . We will only consider here the spectral index  $n_s$ . Before the uplift, the spectral index in the large  $N$  approximation is given by

$$n_s = 1 - \frac{2}{N} \frac{1+k}{2+k}. \quad (8.2)$$

After the uplift, we have

$$n_s = 1 - \frac{2V_0k(1+k)\mu^k}{V_0k(2+k)\mu^kN + (V_{\text{up}} + V_0)\varphi_c^{2+k}}. \quad (8.3)$$

In the large  $N$  limit one has the original result (8.2). In the large uplift limit (or large  $\varphi_c$  limit) one finds

$$n_s = 1 - \frac{2V_0 k(1+k)\mu^k}{(V_{\text{up}} + V_0)\varphi_c^{2+k}}. \quad (8.4)$$

In the small  $k$  limit, one has the Harrison-Zeldovich result  $n_s = 1$ , whereas in the intermediate case with  $(V_{\text{up}} + V_0)\varphi_c^{2+k} = V_0 k(2+k)\mu^k N$  one has

$$n_s = 1 - \frac{1}{N} \frac{1+k}{2+k}. \quad (8.5)$$

As in the case of exponential attractors, depending on initial conditions, there is also the standard single-field  $\alpha$ -attractor regime, similar to the one described in the previous section. In that case, the predictions are given by (1.3).

## 9 Discussion

In this paper we constructed  $\alpha$ -attractor versions of the simplest two-field hybrid inflation models. We found that the standard inflationary predictions of  $\alpha$  attractors, such as  $n_s = 1 - \frac{2}{N}$ , remain valid in the limit of large number of e-foldings  $N$ . However, in some special cases the large  $N$  limit is reached only beyond the horizon, for  $N \gtrsim 60$ , which changes predictions for the cosmological observations at  $N \lesssim 60$ .

This happens because the end of inflation in the hybrid inflation scenario is not related to breaking of the slow-roll condition for the inflaton field  $\varphi$ , but is due to the waterfall instability with respect to the field  $\chi$ . Prior to the instability, which happens at  $\varphi < \varphi_c$ , the potential of the field  $\chi$  contributes to the inflaton potential, but after the instability this contribution disappears, and inflation either ends, or continues in a very different regime.

The critical value  $\varphi_c$  is controlled by a combination of different parameters of the model. We studied the situations where  $\varphi_c$  belongs to the  $\alpha$ -attractor plateau of the potential (1.1) or (1.3), and the universe experienced  $N$  e-foldings of inflation before the field  $\varphi$  rolled down from  $\varphi_N$  to  $\varphi_c$ . We confirmed the validity of the standard predictions of  $\alpha$ -attractors in the large  $N$  limit. But we also found that for any particular value of  $N$  there is another attractor point: In the limit of large uplift, or of large value of  $\varphi_c$ , the position of the point  $\varphi_N$  moves very close to  $\varphi_c$ , all slow roll parameters become very small, and the spectral index approaches the Harrison-Zeldovich attractor point  $n_s = 1$ .

This also implies that by changing the uplifting contribution  $V_{\text{up}}$  of the field  $\chi$ , or the position of the critical point  $\varphi_c$ , one can dial *any* desirable value of  $n_s$  in the broad range  $1 - 2/N \leq n_s \leq 1$ . This does not take anything away from the universality of the standard single-field  $\alpha$ -attractor predictions (1.1) or (1.3), because this flexibility comes at a price of introducing a very specific two-field model (3.1), (3.5) with many free parameters. However, there are many situations where such flexibility can be desirable.

In this paper we only briefly outlined some other aspects of this flexibility. In particular, now we can have a second stage of inflation during the waterfall instability without violating the observational constraints on  $n_s$ . Under some conditions (or with slight modifications of the original hybrid inflation model), this instability may lead to production of PBHs, which may be abundant enough to play the role of dark matter [30, 39].

In the models with  $M/g > \sqrt{6\alpha}$  the original inflationary trajectory shifts away from  $\sigma = 0$ , as shown in the left part of Fig. 4. This allows to avoid production of topological defects, while preserving most of the results obtained in this paper.

Finally, there is a large spectrum of possibilities related to the potential shown in the right part of Fig. 4. It shows the potential for which the position of the minimum at  $\sigma = M/\sqrt{\lambda}$  is beyond the boundary of the moduli space  $\sigma = \sqrt{6\beta}$ . In terms of the canonical variable  $\chi$ , this would mean that instead of having a minimum at  $\chi \neq 0$ , we have an infinitely long plateau describing quintessence/dark energy, similar to quintessential inflation in single-field or two-field  $\alpha$ -attractor models studied in [34, 35].

Depending on the parameters  $M$  and  $\lambda$ , this dark energy stage may be preceded by a short waterfall stage and reheating, or a secondary inflation stage during the waterfall. For extremely small  $V_{\text{up}}$ , one may also have a primary stage of dark energy domination during the waterfall, followed by the secondary dark energy regime during the rolling along the exponentially flat quintessential potential. Taking into account that this rolling may end up in the universe with vacuum energy that can be either positive, negative, or zero, and there can be various phase transitions along the way, modifying density of the dark energy, we have lots of interesting possibilities to be explored.

We should also mention that whereas in this paper we described hybrid inflation, some of our qualitative results may apply to other multi-field models as well, such as cascade inflation, which may occur in some string theory motivated inflationary models [16, 17, 21–23].

## Acknowledgement

We are grateful to Y. Yamada for useful comments on this work and for the collaboration on closely related projects which inspired this paper. This work is supported by SITP and by the US National Science Foundation Grant PHY-2014215.

## A Supergravity version of hybrid $\alpha$ -attractors

There are several popular versions of the hybrid inflation models in supergravity which are known as F-term and D-term inflation [53–56]. Original versions of these models, just as the original hybrid inflation model [1, 2], required various modifications to become compatible with observations.

Cosmological  $\alpha$ -attractors have deep roots in supergravity describing complex fields with hyperbolic geometry [3–8]. In such models, kinetic terms of the scalar field are singular at the boundary of the hyperbolic space.

Some of these models, the so-called E-models [5], can be described by the Kähler potential  $K(T, \bar{T}) = -3\alpha \ln(T + \bar{T})$ , where  $T = e^{-\sqrt{\frac{2}{3\alpha}}\varphi(x)} + ia(x)$  is a geometric half-plane variable. The Kähler geometry  $g_{T\bar{T}} = \partial_T \partial_{\bar{T}} K$  defines the relevant kinetic term  $\mathcal{L}_{\text{kin}}$  as follows:

$$K = -3\alpha \ln(T + \bar{T}) \quad \Rightarrow \quad \mathcal{L}_{\text{kin}} = -3\alpha \frac{dT d\bar{T}}{(T + \bar{T})^2} . \quad (\text{A.1})$$

The kinetic term given above describes hyperbolic geometry of a half-plane  $T + \bar{T} > 0$ . The axion  $a(x)$  in these models is often stabilized, and the potential depends on  $t = \frac{T+\bar{T}}{2} = e^{-\sqrt{\frac{2}{3\alpha}}\varphi}$ .

The kinetic term of the scalar field  $T$  is singular at the boundary  $t = T + \bar{T} = 0$ . One may consider potentials which take the form  $V = V_0(1 - t + \dots)$  near the singularity. Then one can make a field transformation from the geometric variable  $t$  to a canonically normalized field  $\varphi$  to reproduce the exponential  $\alpha$ -attractors (1.1). Potentials  $V = V_0(1 - \frac{2}{3\alpha} \frac{\mu^2}{\ln^2 t} + \dots)$  lead to polynomial  $\alpha$ -attractors (1.4). See [10] for more information.

Similarly, one may consider the following Kähler potential of the disk variable  $Z = \tanh \frac{\varphi(x)}{\sqrt{6\alpha}} + ia(x)$ :

$$K = -3\alpha \ln(1 - Z\bar{Z}) \quad \Rightarrow \quad \mathcal{L}_{\text{kin}} = -3\alpha \frac{dZ d\bar{Z}}{(1 - Z\bar{Z})^2} . \quad (\text{A.2})$$

The kinetic term given above describes hyperbolic geometry of a Poincare disk  $Z\bar{Z} < 1$ . One may consider any potential  $V(Z, \bar{Z})$  such that the field  $a$  is stabilized at  $a = 0$  during inflation. If the potential is not singular at  $Z\bar{Z} = 1$ , it becomes a plateau potential  $V(\tanh \frac{\varphi}{\sqrt{6\alpha}})$  in terms of the canonical inflaton field  $\varphi$  [5], see section 2. Inflationary models of such type are called T-models [3].

Kähler potentials mentioned above and their generalized versions often appear in string theory related supergravity models. New powerful methods developed during the last decade allow us to construct inflationary models in supergravity with almost any desirable potential, with any degree of supersymmetry breaking, and with any value of the cosmological constant, by using models with nilpotent fields [15–24]. As we will see, this includes  $\alpha$ -attractor models discussed in this paper.

Here we present two supergravity versions of the  $\alpha$ -attractor generalization (3.6) of the original hybrid inflation model (3.1). This can be done by introducing two chiral multiplets  $Z_1$  and  $Z_2$ , both described by some hyperbolic geometries with non-canonical kinetic terms,

$$Z_i = z_i e^{i\theta_i} = \tanh \frac{\varphi_i}{\sqrt{6\alpha_i}} e^{i\theta_i} , \quad (\text{A.3})$$

and one nilpotent multiplet  $X$ .

1) The first supergravity version is designed to have the angular fields  $\theta_1$  and  $\theta_2$  stabilized at their minimum  $\theta_1 = \theta_2 = 0$ . The class of models described in (3.5), (3.6) can be presented by the following Kähler potential and superpotential [22, 23] (here we call  $\varphi = \varphi_1$ ,  $\chi = \varphi_2$  and  $\alpha = \alpha_1$  and  $\beta = \alpha_2$ ).

$$K = -3 \sum_{i=1,2} \alpha_i \log(1 - Z_i \bar{Z}_i) + \frac{F_X^2}{F_X^2 + V_{\text{infl}}(Z_i, \bar{Z}_i)} X \bar{X}, \quad (\text{A.4})$$

and superpotential

$$W = (W_0 + F_X X) \prod_{i=1,2} (1 - Z_i^2)^{3\alpha_i/2}, \quad (\text{A.5})$$

which yields

$$V_{\text{total}}(z_i) = \Lambda + V_{\text{infl}}(Z_i, \bar{Z}_i)|_{Z_i=\bar{Z}_i=z_i}, \quad (\text{A.6})$$

where  $V_{\text{infl}}(Z_i, \bar{Z}_i)$  is a Hermitian function and  $\Lambda = F_X^2 - 3W_0^2$  is the cosmological constant. For  $z_i = \tanh \frac{\varphi_i}{\sqrt{6\alpha_i}}$ ,  $\theta_1 = \theta_2 = 0$ , this provides a supergravity embedding of the models with a broad class of inflationary potentials of the real part of the fields  $z_i$ . In most cases, the potentials have stable minima at  $\theta_1 = \theta_2 = 0$ , or they can be stabilized by adding some terms to the Kähler potential.

As an example, one may consider the potential

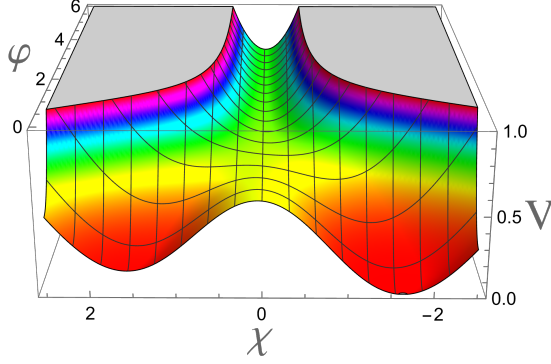
$$V_{\text{infl}}(Z_i, \bar{Z}_i) = 3\alpha m^2 Z_1 \bar{Z}_1 + \frac{1}{4\lambda} (M^2 - 6\beta\lambda Z_2 \bar{Z}_2)^2 + 18g^2\alpha\beta Z_1 \bar{Z}_1 Z_2 \bar{Z}_2 \quad (\text{A.7})$$

In this model the fields  $\theta_i$  are stabilized,  $\theta_i = 0$ , and using (A.3) one can show that the potential coincides with the  $\alpha$ -attractor version of hybrid inflation (3.5), (3.6).

In this model the two inflatons are real fields. Therefore if at the end of inflation the ‘‘Higgs’’ field  $\chi$  can fall to the two different minima where it has either positive or negative value, it leads to formation of domain walls, which may lead to undesirable cosmological consequences.

To avoid this problem, it is sufficient to make the potential slightly asymmetric with respect to the field  $\chi$ . To do it, one may add to  $V_{\text{infl}}(Z_i, \bar{Z}_i)$  a small term proportional to  $Z_2 + \bar{Z}_2 = 2\chi$ , and also slightly modify the SUSY breaking parameter  $W_0$  to achieve vanishing of the cosmological constant at the minimum of the potential. This practically does not affect the early stages of inflation, but the term proportional to  $Z_2 + \bar{Z}_2$  slightly breaks the symmetry with respect to the change  $\chi \rightarrow -\chi$ , which is responsible for the formation of topological defects, see Fig. 6. As a result, the inflationary trajectory brings the field  $\chi$  to the deeper minimum, which eliminates the domain wall problem.





**Figure 6:** Hybrid inflation potential for the model (3.6) with  $m = 0.2$ ,  $M = 1$ ,  $\lambda = 0.5$ ,  $g = 0.8$ ,  $\alpha = 1$ ,  $\beta = 1$ , modified by adding a small term linear in  $\chi$  and by modifying  $\Lambda$  to make the cosmological constant (almost exactly) vanish at the minimum. The looks very similar to the original potential shown in Fig. 2, but inflation always ends in the minimum with  $\chi < 0$ .

Alternatively, one may consider the version of the model in the regime shown in the left panel of Fig. 4, where symmetry breaking occurs at the very early stages of inflation and domain walls do not form.

2) The second model of this type is a model where the complex parts of both fields are not fixed, the theory has  $U(1)^2$  symmetry, resulting in production of cosmic strings instead of domain walls [18–20, 24].

$$K = -3 \sum_{i=1,2} \alpha_i \log(1 - Z_i \bar{Z}_i) + \frac{F_X^2 X \bar{X}}{\prod_{i=1,2} (1 - Z_i \bar{Z}_i)^{3\alpha_i} (F_X^2 - 3W_0^2 + V_{\text{inf}}(Z_i, \bar{Z}_i)) + 3W_0^2 (1 - \sum_{i=1,2} \alpha_i)}, \quad (\text{A.8})$$

and superpotential

$$W = W_0 + F_X X, \quad (\text{A.9})$$

For  $\sum_{i=1,2} \alpha_i < 1$  this yields

$$V_{\text{total}}(z_i) = \Lambda + V_{\text{inf}}(Z_i, \bar{Z}_i), \quad (\text{A.10})$$

where  $\Lambda = F_X^2 - 3W_0^2$ . Importantly, this result describes the potential of the complex fields  $Z_i$ , not only of their real parts as in (A.6). This gives lots of freedom in the choice of inflationary potentials of the two fields, under the condition  $\sum_{i=1,2} \alpha_i < 1$ .

For the same choice of the hybrid inflation potential as the ones considered above in equation (A.7), one reproduces the hybrid potential (3.6), but in this context the variables  $\varphi$  and  $\xi$  describe the absolute values of complex fields, and the potentials do not depend on the phases  $\theta_i$ . For a sufficiently small amplitude of spontaneous symmetry breaking, cosmic strings produced in this scenario do not affect the amplitude of scalar perturbations.

If one wants to avoid any topological defects, which is important if the field  $\chi$  after inflation becomes large, then, just like in the previous model, one can add a small term proportional to  $Z_2 + \overline{Z_2}$ , or one may consider the version of the model in the regime shown in the left panel of Fig. 4, where symmetry breaking occurs at the very early stages of inflation and cosmic strings do not form.

## B Inflationary evolution in models $V_{\text{up}} + V_0 \tanh^2 \frac{\varphi}{\sqrt{6a}}$

In section 4 we analyzed inflationary evolution in general  $\alpha$ -attractor models with potentials of the type

$$V(s) = V_0(1 - e^{-\sqrt{\frac{2}{3\alpha}}s} + \dots) , \quad (\text{B.1})$$

where  $s$  is given by

$$s = \varphi - \sqrt{\frac{3\alpha}{2}} \ln\left(2\sqrt{6\alpha} \frac{V'_0}{V_0}\right) , \quad (\text{B.2})$$

and  $V'_0 = \partial_\phi V|_{\phi=\sqrt{6\alpha}}$  at the boundary  $\phi = \sqrt{6\alpha}$ . Here we will do it directly in terms of the field  $\varphi$ , for the simplest model

$$V = V_{\text{up}} + V_0 \tanh^2 \frac{\varphi}{\sqrt{6a}} , \quad (\text{B.3})$$

which is a part of the hybrid inflation model (3.6).

The number of e-foldings  $N$  for inflation beginning at the point  $\varphi_N$  and proceeding via slow-roll up to the point  $\varphi_c$  is given by

$$N \simeq \int_{\varphi_c}^{\varphi_N} d\varphi \frac{V}{V_\varphi} . \quad (\text{B.4})$$

Here

$$V_\varphi = \sqrt{\frac{2}{3\alpha}} V_0 \tanh \frac{\varphi}{\sqrt{6\alpha}} \text{sech}^2 \frac{\varphi}{\sqrt{6\alpha}} , \quad (\text{B.5})$$

and

$$\int d\varphi \frac{V}{V_\varphi} = \frac{3\alpha}{4V_0} \left( (V_\varphi + V_0) \cosh \sqrt{\frac{2}{3\alpha}} \varphi + V_{\text{up}} \left( 4 \log \left( \sinh \frac{\varphi}{\sqrt{6\alpha}} \right) - 1 \right) \right) . \quad (\text{B.6})$$

Thus in the slow roll approximation

$$\begin{aligned} N &\simeq \int_{\varphi_c}^{\varphi_N} d\varphi \frac{V}{V_\varphi} = \frac{3\alpha}{4V_0} \left( (V_{\text{up}} + V_0) \cosh \sqrt{\frac{2}{3\alpha}} \varphi_N + 4V_{\text{up}} \log \left( \sinh \frac{\varphi_N}{\sqrt{6\alpha}} \right) \right) \\ &- \frac{3\alpha}{4V_0} \left( (V_{\text{up}} + V_0) \cosh \sqrt{\frac{2}{3\alpha}} \varphi_c + 4V_{\text{up}} \log \left( \sinh \frac{\varphi_c}{\sqrt{6\alpha}} \right) \right) . \end{aligned} \quad (\text{B.7})$$

In the  $\alpha$ -attractor regime with  $\varphi_N > \varphi_c$  and  $\frac{2}{3\alpha}\varphi_c \gg 1$  this equation reads

$$N \simeq \frac{3\alpha(V_{\text{up}} + V_0)}{8V_0} \left( e^{\sqrt{\frac{2}{3\alpha}}\varphi_N} - e^{\sqrt{\frac{2}{3\alpha}}\varphi_c} \right). \quad (\text{B.8})$$

Using equation (4.2), one can show that is equivalent to equation (4.8), which was obtained for generic  $\alpha$ -attractors.

## References

- [1] A.D. Linde, *Axions in inflationary cosmology*, *Phys. Lett.* **B259** (1991) 38.
- [2] A.D. Linde, *Hybrid inflation*, *Phys. Rev.* **D49** (1994) 748 [[astro-ph/9307002](#)].
- [3] R. Kallosh and A. Linde, *Universality Class in Conformal Inflation*, *JCAP* **1307** (2013) 002 [[1306.5220](#)].
- [4] S. Ferrara, R. Kallosh, A. Linde and M. Porrati, *Minimal Supergravity Models of Inflation*, *Phys. Rev.* **D88** (2013) 085038 [[1307.7696](#)].
- [5] R. Kallosh, A. Linde and D. Roest, *Superconformal Inflationary  $\alpha$ -Attractors*, *JHEP* **11** (2013) 198 [[1311.0472](#)].
- [6] M. Galante, R. Kallosh, A. Linde and D. Roest, *Unity of Cosmological Inflation Attractors*, *Phys. Rev. Lett.* **114** (2015) 141302 [[1412.3797](#)].
- [7] R. Kallosh and A. Linde, *Escher in the Sky*, *Comptes Rendus Physique* **16** (2015) 914 [[1503.06785](#)].
- [8] R. Kallosh and A. Linde, *CMB Targets after Planck*, *Phys. Rev.* **D100** (2019) 123523 [[1909.04687](#)].
- [9] R. Kallosh and A. Linde, *BICEP/Keck and cosmological attractors*, *JCAP* **12** (2021) 008 [[2110.10902](#)].
- [10] R. Kallosh and A. Linde, *Polynomial  $\alpha$ -attractors*, [2202.06492](#).
- [11] A.G. Riess et al., *A Comprehensive Measurement of the Local Value of the Hubble Constant with 1 km/s/Mpc Uncertainty from the Hubble Space Telescope and the SH0ES Team*, [2112.04510](#).
- [12] E. Abdalla et al., *Cosmology Intertwined: A Review of the Particle Physics, Astrophysics, and Cosmology Associated with the Cosmological Tensions and Anomalies*, in *2022 Snowmass Summer Study*, 3, 2022 [[2203.06142](#)].
- [13] J.-Q. Jiang and Y.-S. Piao, *Towards early dark energy and  $n_s=1$  with Planck, ACT and SPT*, [2202.13379](#).
- [14] T.L. Smith, M. Lucca, V. Poulin, G.F. Abellan, L. Balkenhol, K. Benabed et al., *Hints of Early Dark Energy in Planck, SPT, and ACT data: new physics or systematics?*, [2202.09379](#).
- [15] S. Ferrara and R. Kallosh, *Seven-disk manifold,  $\alpha$ -attractors, and B modes*, *Phys. Rev.* **D94** (2016) 126015 [[1610.04163](#)].
- [16] R. Kallosh, A. Linde, T. Wrase and Y. Yamada, *Maximal Supersymmetry and B-Mode Targets*, *JHEP* **04** (2017) 144 [[1704.04829](#)].

- [17] R. Kallosh, A. Linde, D. Roest and Y. Yamada,  *$\overline{D3}$  induced geometric inflation*, *JHEP* **07** (2017) 057 [[1705.09247](#)].
- [18] A. Achúcarro, R. Kallosh, A. Linde, D.-G. Wang and Y. Welling, *Universality of multi-field  $\alpha$ -attractors*, *JCAP* **1804** (2018) 028 [[1711.09478](#)].
- [19] Y. Yamada,  *$U(1)$  symmetric  $\alpha$ -attractors*, *JHEP* **04** (2018) 006 [[1802.04848](#)].
- [20] A. Linde, D.-G. Wang, Y. Welling, Y. Yamada and A. Achúcarro, *Hypernatural inflation*, *JCAP* **1807** (2018) 035 [[1803.09911](#)].
- [21] M. Gunaydin, R. Kallosh, A. Linde and Y. Yamada, *M-theory Cosmology, Octonions, Error Correcting Codes*, *JHEP* **01** (2021) 160 [[2008.01494](#)].
- [22] R. Kallosh, A. Linde, T. Wrase and Y. Yamada, *Sequestered Inflation*, *Fortsch. Phys.* **69** (2021) 2100128 [[2108.08491](#)].
- [23] R. Kallosh, A. Linde, T. Wrase and Y. Yamada, *IIB String Theory and Sequestered Inflation*, *Fortsch. Phys.* **69** (2021) 2100127 [[2108.08492](#)].
- [24] R. Kallosh and A. Linde, *Dilaton-Axion Inflation with PBHs and GWs*, [2203.10437](#).
- [25] P. Christodoulidis, D. Roest and E.I. Sfakianakis, *Angular inflation in multi-field  $\alpha$ -attractors*, *JCAP* **11** (2019) 002 [[1803.09841](#)].
- [26] M. Braglia, D.K. Hazra, F. Finelli, G.F. Smoot, L. Sriramkumar and A.A. Starobinsky, *Generating PBHs and small-scale GWs in two-field models of inflation*, *JCAP* **08** (2020) 001 [[2005.02895](#)].
- [27] L. Iacconi, H. Assadullahi, M. Fasiello and D. Wands, *Revisiting small-scale fluctuations in  $\alpha$ -attractor models of inflation*, [2112.05092](#).
- [28] R. Kallosh and A. Linde, *Cosmological Attractors and Asymptotic Freedom of the Inflaton Field*, *JCAP* **1606** (2016) 047 [[1604.00444](#)].
- [29] PLANCK collaboration, *Planck 2018 results. X. Constraints on inflation*, *Astron. Astrophys.* **641** (2020) A10 [[1807.06211](#)].
- [30] J. Garcia-Bellido, A.D. Linde and D. Wands, *Density perturbations and black hole formation in hybrid inflation*, *Phys. Rev. D* **54** (1996) 6040 [[astro-ph/9605094](#)].
- [31] PLANCK collaboration, *Planck 2013 results. XXII. Constraints on inflation*, *Astron. Astrophys.* **571** (2014) A22 [[1303.5082](#)].
- [32] G. Lazarides and C. Panagiotakopoulos, *Smooth hybrid inflation*, *Phys. Rev. D* **52** (1995) R559 [[hep-ph/9506325](#)].
- [33] R. Jeannerot, S. Khalil, G. Lazarides and Q. Shafi, *Inflation and monopoles in supersymmetric  $SU(4)_C \times SU(2)_L \times SU(2)_R$* , *JHEP* **10** (2000) 012 [[hep-ph/0002151](#)].
- [34] K. Dimopoulos and C. Owen, *Quintessential Inflation with  $\alpha$ -attractors*, *JCAP* **1706** (2017) 027 [[1703.00305](#)].
- [35] Y. Akrami, R. Kallosh, A. Linde and V. Vardanyan, *Dark energy,  $\alpha$ -attractors, and large-scale structure surveys*, *JCAP* **06** (2018) 041 [[1712.09693](#)].
- [36] M. Braglia, W.T. Emond, F. Finelli, A.E. Gumrukcuoglu and K. Koyama, *Unified framework for early dark energy from  $\alpha$ -attractors*, *Phys. Rev. D* **102** (2020) 083513 [[2005.14053](#)].

- [37] P.J.E. Peebles and A. Vilenkin, *Quintessential inflation*, *Phys. Rev. D* **59** (1999) 063505 [[astro-ph/9810509](#)].
- [38] G.N. Felder, L. Kofman and A.D. Linde, *Inflation and preheating in NO models*, *Phys. Rev.* **D60** (1999) 103505 [[hep-ph/9903350](#)].
- [39] S. Clesse and J. García-Bellido, *Massive Primordial Black Holes from Hybrid Inflation as Dark Matter and the seeds of Galaxies*, *Phys. Rev. D* **92** (2015) 023524 [[1501.07565](#)].
- [40] S. Renaux-Petel, *Inflation with strongly non-geodesic motion: theoretical motivations and observational imprints*, *PoS EPS-HEP2021* (2022) 128 [[2111.00989](#)].
- [41] A.D. Linde, *Monopoles as big as a universe*, *Phys. Lett.* **B327** (1994) 208 [[astro-ph/9402031](#)].
- [42] A. Vilenkin, *Topological inflation*, *Phys. Rev. Lett.* **72** (1994) 3137 [[hep-th/9402085](#)].
- [43] A.D. Linde and D.A. Linde, *Topological defects as seeds for eternal inflation*, *Phys. Rev.* **D50** (1994) 2456 [[hep-th/9402115](#)].
- [44] G.R. Dvali and S.H.H. Tye, *Brane inflation*, *Phys. Lett. B* **450** (1999) 72 [[hep-ph/9812483](#)].
- [45] G.R. Dvali, Q. Shafi and S. Solganik, *D-brane inflation*, in *4th European Meeting From the Planck Scale to the Electroweak Scale (Planck 2001) La Londe les Maures, Toulon, France, May 11-16, 2001*, 2001 [[hep-th/0105203](#)].
- [46] C.P. Burgess, M. Majumdar, D. Nolte, F. Quevedo, G. Rajesh and R.-J. Zhang, *The Inflationary brane anti-brane universe*, *JHEP* **07** (2001) 047 [[hep-th/0105204](#)].
- [47] S. Kachru, R. Kallosh, A.D. Linde, J.M. Maldacena, L.P. McAllister and S.P. Trivedi, *Towards inflation in string theory*, *JCAP* **0310** (2003) 013 [[hep-th/0308055](#)].
- [48] L. Lorenz, J. Martin and C. Ringeval, *Brane inflation and the WMAP data: A Bayesian analysis*, *JCAP* **04** (2008) 001 [[0709.3758](#)].
- [49] J. Martin, C. Ringeval and V. Vennin, *Encyclopædia Inflationaris*, *Phys. Dark Univ.* **5-6** (2014) 75 [[1303.3787](#)].
- [50] R. Kallosh, A. Linde and Y. Yamada, *Planck 2018 and Brane Inflation Revisited*, *JHEP* **01** (2019) 008 [[1811.01023](#)].
- [51] T. Terada, *Generalized Pole Inflation: Hilltop, Natural, and Chaotic Inflationary Attractors*, *Phys. Lett. B* **760** (2016) 674 [[1602.07867](#)].
- [52] S. Karamitsos, *Beyond the Poles in Attractor Models of Inflation*, *JCAP* **09** (2019) 022 [[1903.03707](#)].
- [53] E.J. Copeland, A.R. Liddle, D.H. Lyth, E.D. Stewart and D. Wands, *False vacuum inflation with Einstein gravity*, *Phys. Rev. D* **49** (1994) 6410 [[astro-ph/9401011](#)].
- [54] G.R. Dvali, Q. Shafi and R.K. Schaefer, *Large scale structure and supersymmetric inflation without fine tuning*, *Phys. Rev. Lett.* **73** (1994) 1886 [[hep-ph/9406319](#)].
- [55] P. Binetruy and G.R. Dvali, *D term inflation*, *Phys. Lett. B* **388** (1996) 241 [[hep-ph/9606342](#)].
- [56] E. Halyo, *Hybrid inflation from supergravity D terms*, *Phys. Lett. B* **387** (1996) 43 [[hep-ph/9606423](#)].