

Reputation and Audit Bit Based Distributed Detection in the Presence of Byzantines

Chen Quan¹, Yunghsiang S. Han², Baocheng Geng³, Pramod K. Varshney¹

¹Syracuse University ²University of Electronic Science and Technology of China ³University of Alabama at Birmingham

Abstract—In this paper, two reputation based algorithms called Reputation and audit based clustering (RAC) algorithm and Reputation and audit based clustering with auxiliary anchor node (RACA) algorithm are proposed to defend against Byzantine attacks in distributed detection networks when the fusion center (FC) has no prior knowledge of the attacking strategy of Byzantine nodes. By updating the reputation index of the sensors in cluster-based networks, the system can accurately identify Byzantine nodes. The simulation results show that both proposed algorithms have superior detection performance compared with other algorithms. The proposed RACA algorithm works well even when the number of Byzantine nodes exceeds half of the total number of sensors in the network. Furthermore, the robustness of our proposed algorithms is evaluated in a dynamically changing scenario, where the attacking parameters change over time. We show that our algorithms can still achieve superior detection performance.

Index Terms—Audit bit, reputation scheme, Byzantines, distributed detection

I. INTRODUCTION

In distributed wireless sensor networks (WSNs), local sensors send their decisions regarding the presence or absence of the phenomenon of interest (PoI) to the fusion center (FC) and the FC makes a final decision regarding the presence or absence of the PoI. Due to its energy-efficiency, distributed framework is widely adopted in many bandwidth-limited scenarios, e.g., IoT, cognitive radio networks and military surveillance systems. However, the open nature of WSNs makes the distributed system vulnerable to various attacks such as Byzantine attacks [1], [2], wiretap, jamming and spoofing [3], [4]. In this paper, we focus on Byzantine attacks where the sensors in a network may be compromised and controlled by adversaries and send falsified decisions to the FC.

The Byzantine attack problem in distributed detection systems has been studied in the literature [5]–[13]. For example, in order to enhance detection performance and improve robustness, some reputation based schemes have been proposed in spectrum sensing networks [5], [6]. In [10], the optimal attacking strategies are analyzed for two cases where the FC has knowledge of the attackers' strategy and where the FC does not know the attackers' strategy. Moreover, the authors in [11]–[13] developed the audit bit based distributed detection scheme to combat Byzantines, where each sensor sends one additional audit bit to the FC which gives more information about the behavioral identity of each sensor.

Different from previous works, we consider that the FC does not have prior knowledge of the attacking strategy of Byzantine nodes, namely the flipping probabilities. We propose two

reputation based algorithms to mitigate the effect of Byzantine attacks. In both proposed algorithms, we utilize the reputation indexes of sensors to represent the trustworthiness of sensors in the network. The reputation indexes of sensors are updated at each time step according to their behaviors. Sensors with low reputation indexes are usually identified as Byzantine nodes and are excluded from the decision-making process. In particular, the audit bit based mechanism and the Partitioning Around Medoid (PAM) algorithm are developed to update the reputation indexes of sensors in the network and to identify potential Byzantine nodes. The ability to identify Byzantine nodes can be further enhanced by the use of anchor nodes even when the number of Byzantine nodes exceeds half of the total number of sensors in the networks. The robustness of proposed algorithms is tested both in dynamic (attacking parameters change dynamically over time) and static (attacking parameters remain the same) scenarios. Simulation results show that our proposed algorithms are capable of defending against attackers in both scenarios.

II. SYSTEM MODEL

Consider a binary hypothesis testing problem with the two hypotheses denoted by H_0 and H_1 . A WSN is comprised of N sensors and one FC, where the FC makes a final decision on which hypothesis is true based on the sensor's local decisions. The sensors are divided into groups of two and there are a total of $G = N/2$ groups in the network. The sensors make binary decisions on whether H_0 or H_1 is true by utilizing the likelihood ratio (LR) test. For ease of notation, let us assume that each sensor has the same probabilities of detection and false alarm, i.e., $P_d = P(v_i = 1|\mathcal{H}_1)$ and $P_f = P(v_i = 1|\mathcal{H}_0)$ for $i \in \{1, \dots, N\}$, where v_i is the decision made by sensor i . In addition to its local decision v_i , each sensor also sends one more decision, which comes from its group member, to the FC and we call this additional decision the audit bit as described in [11]–[13].

For simplicity, let i and j represent the sensors in the same group. As shown in Fig. 1(a), after making its own decision v_i , sensor i sends (i) u_i directly to the FC; (ii) w_i to the sensor j in the same group; (iii) z_j , corresponding to w_j coming from the sensor j in the same group, to the FC. Similarly, sensor j also sends two decisions u_j and z_i to the FC. If sensor i is a Byzantine node, i.e., $i = B$, the decisions v_i , w_i and u_i are not necessarily the same and z_j are also not necessarily equal to u_j . If sensor i is honest, i.e., $i = H$, it sends genuine or uncorrupted information to the FC. Hence,

given a Byzantine node i , the attacking parameters p_1 and p_2 are given by $p_1 = p(v_i \neq u_i | i = B) = p(v_i \neq w_i | i = B)$ and $p_2 = p(w_j \neq z_j | i = B)$. Given an honest node i , we have $p_1 = p(v_i \neq u_i | i = B) = p(v_i \neq w_i | i = B) = 0$ and $p_2 = p(w_j \neq z_j | i = B) = 0$. In other words, p_1 and p_2 represent the probabilities that a node flips its own decision and flips the decision coming from its group member, respectively. If $u_i = z_i$, we have a ‘match’ for sensor j , otherwise, we have a ‘mismatch’ for sensor j . Similarly, for sensor i , we have a ‘match’ when $u_j = z_j$ and a ‘mismatch’ when $u_j \neq z_j$. We assume that a fraction α_0 of the N sensors are Byzantine nodes and they attack independently. The FC is not aware of the identity or the attacking strategy of Byzantine nodes in the network. Hence, each node has the probability α_0 to be a Byzantine node and the FC does not know the values of p_1 and p_2 . We consider the more general and practical attacking strategy as stated in [13] which allows the Byzantines to be strategic by optimally employing unequal probabilities p_1 and p_2 .

III. PROPOSED REPUTATION AND AUDIT BIT BASED CLUSTERING ALGORITHMS

In this section, we present the proposed robust defense algorithms for the system under attack when the FC does not possess the knowledge of the attacking strategy, namely p_1 and p_2 , used by Byzantine nodes. We also evaluate the performance of our proposed algorithms in this section.

A. Proposed Algorithms

Upon receiving measurements $\{u_i\}_{i=1}^N$ and $\{z_i\}_{i=1}^N$, the FC is able to determine the match and mismatch (MMS) results ($u_i = z_i$ or $u_i \neq z_i$) for all the sensors in the network. Based on the received measurements and the MMS results, we propose a robust reputation based algorithm to defend against Byzantine attacks. The proposed reputation and audit bit based clustering (RAC) algorithm consists of four successive phases and the flow chart is shown in Fig.1(b).

a) *Macro clustering phase*: At time step t , T most recent decisions of each node are utilized. The FC keeps a $N(2T+1)$ dimensional vector¹ to store the information corresponding to each sensor in the network, which consists of the records of local decisions, the records of MMS results and the updated reputation index. We make use of the MMS results to cluster or partition the sensors into two different sets, which are $\underline{\mathcal{T}}$ and $\overline{\mathcal{T}}$. If the MMS results for both sensors in the same group are always ‘match’, the sensors in this group are placed in set $\underline{\mathcal{T}}$, otherwise, they are placed in set $\overline{\mathcal{T}}$.

b) *Micro clustering phase*: After partitioning all the sensors into two sets, in each set, we employ the Partitioning Around Medoid (PAM) algorithm² [14] to partition the sensors in the same set into several clusters or subsets based on the

¹The information of each sensor consists of T local decisions, T MMS results, and one reputation index.

²PAM is one possible algorithm to implement K-medoid clustering. K-medoid clustering is a prominent clustering technique which attempts to minimize the distance between points assigned to a cluster and a point designated as the center of that cluster, namely the medoid of that cluster.

decisions $\{u_i\}_{i=1}^N$. We assume that the sensors are grouped into K clusters in each set via PAM.³ Hence, we have a total $2K$ clusters in the network.

c) *Voting phase*: The Voting phase contains two successive steps, i.e., Intra-cluster voting and Inter-cluster voting.

Intra-cluster voting: After each sensor makes the decision at time step t , we perform cluster voting by weighting the decisions of the sensors in that cluster with their impact factors. Let $I_i(t)$ denote the impact factor of sensor i at time step t that is given as

$$I_i(t) = \begin{cases} \frac{1}{d_t(i, m_k)} & \text{if sensor } i \text{ is in cluster } k \\ 0 & \text{if sensor } i \text{ is not in cluster } k \end{cases} \quad (1)$$

where $d_t(i, m_k)$ denotes the Hamming distance between the decision record of sensor i and the decision record of the medoid of that cluster for the most recent T time steps, and, m_k represents the index of the medoid of cluster $k \in \{1, \dots, 2K\}$. Note that the first K clusters consist of the sensors in set $\underline{\mathcal{T}}$ and the rest of the clusters consist of the sensors in set $\overline{\mathcal{T}}$. The cluster vote for cluster k at time t is given by

$$\mathcal{V}_k(t) = \left\lfloor \frac{\sum_{i=1}^N I_i(t) u_i(t)}{\sum_{i=1}^N I_i(t)} \right\rfloor, \quad (2)$$

where $\lfloor x \rfloor$ means rounding x to the nearest integer. $\mathcal{V}_k(t)$ is either 0 or 1 to represent the absence or presence of the PoI, respectively, at the cluster level.

Inter-cluster voting: After receiving all the cluster decisions, the FC makes a decision regarding the behavioral status, i. e., Byzantine or not, of each cluster based on the cluster reputation index. The cluster reputation index is defined as the averaged reputation indexes of the sensors in that cluster. Initially, we assume that the sensors are equally trustworthy. We, therefore, set the initial reputation indexes for all sensors in the network to be r_{init} . Based on reputation indexes of all the sensors, we are able to calculate the cluster reputation indexes for all clusters. If the cluster reputation index is below a threshold λ_{valid} , the cluster is temporarily considered to be Byzantine and the cluster decision from that cluster is not taken into consideration when the FC makes the final decision regarding the hypothesis that is true. The decision rule used by the FC is expressed as

$$\gamma_1 \sum_{k=1}^K \beta_k \mathcal{V}_k(t) + \gamma_2 \sum_{k=K+1}^{2K} \beta_k \mathcal{V}_k(t) \underset{v_{fc}(t)=0}{\overset{v_{fc}(t)=1}{\gtrless}} \lambda_{fc}, \quad (3)$$

where λ_{fc} is the threshold used by the FC, $v_{fc}(t)$ is the final decision at time step t , and, γ_1 and γ_2 are the weights of the cluster decisions for the first K clusters (clusters in set $\underline{\mathcal{T}}$) and the ones for the rest of the clusters, respectively. Based on Lemma III.1, we give appropriate values to γ_1 and γ_2 to emphasize different importance of the cluster decisions from

³The number of clusters in different sets are assumed to be the same for simplicity.

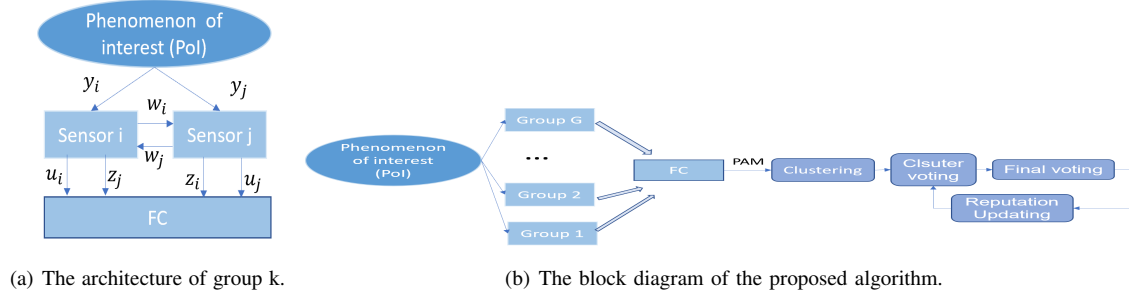


Fig. 1. The architecture of any group k is shown in (a). The block diagram of the proposed algorithm is shown in (b).

different sets. β_k is the weight of decisions from cluster k in the corresponding set and it is given by

$$\beta_k = \begin{cases} \frac{Y_k}{\sum_{k=1}^K Y_k} & \text{if cluster } k \in \{1, 2, \dots, K\} \\ \frac{Y_k}{\sum_{k=K+1}^{2K} Y_k} & \text{if cluster } k \in \{K+1, K+2, \dots, 2K\} \end{cases} \quad (4)$$

where $Y_k = \frac{n_k F_k}{\sum_{k=1}^{2K} n_k F_k}$, n_k is the number of sensors in cluster k and F_k is the cluster behavioral identity indicator for cluster k . $F_k = 1$ represents the fact that the cluster k is not considered Byzantine and $F_k = 0$ represents that the cluster k is considered Byzantine. We set $\gamma_1 > \gamma_2$ to emphasize that the importance of cluster decisions coming from set \mathcal{I} is greater than the ones coming from set $\bar{\mathcal{T}}$ according to Lemma III.1.

Lemma III.1. *The sensors in set \mathcal{I} have higher probabilities to be Byzantine nodes than the sensors in set $\bar{\mathcal{T}}$ if $\alpha_0 \leq 0.8$.*

Proof: The proof is relegated to Appendix A. ■

d) *Reputation updating phase:* At the end of each time step, the reputation indexes of all the sensors are updated. The final decision of the FC is propagated back to the clusters and further to the individual sensors to update the reputation index of each sensor. If the final decision is the same as a cluster decision, that cluster gets a positive feedback; otherwise, it gets a negative feedback. Similarly, if the cluster decision is the same as a sensor decision in that cluster, that sensor gets a positive feedback; otherwise, it gets a negative feedback. The reputation updating rule of sensor i is given as

$$r_i = r_i + M(v_{fc}(t), \mathcal{V}_k(t)) g_k \frac{H_i(t)}{\sum_{i=1}^N H_i(t)}, \quad (5)$$

where $g_k = \frac{\sum_{i=1}^N M(u_i(t), \mathcal{V}_k(t)) I_i(t)}{\sum_{i=1}^N I_i(t)}$ represents the step size to penalize or reward a sensor in cluster k and $M(a, b)$ is an indicator function that returns 1 if a equals b and returns -1 otherwise. Let $H_i(t)$ denote the reputation impact factor of sensor i at time step t and it is given by

$$H_i(t) = \begin{cases} \frac{1}{D_t(i, m_k)} & \text{if sensor } i \text{ is in cluster } k \\ 0 & \text{if sensor } i \text{ is not in cluster } k \end{cases} \quad (6)$$

where $D_t(i, m_k)$ is the Hamming distance between the MMS result record of sensor i and the MMS result record of the medoid of that cluster for the most recent T time steps. The reputation index of cluster k is updated via $R_k = \frac{\sum_{i \in \mathcal{E}_k} r_i}{n_k}$

for $k = 1, 2, \dots, K$, where \mathcal{E}_k is the set of indices of the sensors in cluster k . If R_k is smaller than a threshold τ , we temporarily remove all the sensors in cluster k and repeat step c).⁴

However, as we will see later, the simulation results in Fig. 3 shows that the system employing the RAC algorithm breaks down when the Byzantine nodes adopt the strategy that p_1 approaches 1, p_2 approaches 0 and $\alpha_0 \geq 0.5$. Hence, we further propose an algorithm with auxiliary anchor nodes to overcome that problem. We use the same procedure as in the above algorithm except the Reputation updating phase. Assume there are J ($J \ll N$) anchor nodes in the network which can be trusted by the FC, and P_d and P_f are the same as the other sensors in the network. Let $A(t)$ represent the final decision according to the local decisions from anchor nodes at time step t and the final decision is decided by a majority vote if more than 1 anchor node is used. The reputation updating rule of sensor i given in (5) is reformulated as $r_i = r_i + M(v_{fc}(t), \mathcal{V}_k(t)) g_k f \frac{H_i(t)}{\sum_{i=1}^N H_i(t)}$, with auxiliary anchor node, where $f = \frac{\sum_{q=t-T+1}^t Q(A(t), A(q))}{T} M(A(t), v_{fc}(t))$. f can be regarded as a reward (or punishment) step size of the reputation index when the decision of the anchor node is the same as the final decision (or different from the final decision). $Q(a, b)$ is an indicator function that returns 1 if a equals b and returns 0 otherwise.

B. Performance Analysis

We evaluate the attacking strategy of Byzantines that makes the FC totally blind when we employ our proposed algorithms. Since Macro clustering is performed, we need to consider two cases: (i) The sensors are in set \mathcal{I} ; (ii) The sensors are in set $\bar{\mathcal{T}}$. The probabilities of detection and false alarm are different for the sensors in different sets. Let π_{11} , π_{10} , and $\bar{\pi}_{11}$, $\bar{\pi}_{10}$ denote the probabilities of detection and false alarm for the sensors in set \mathcal{I} and the sensors in set $\bar{\mathcal{T}}$, respectively. We have $\pi_{11} = P_d(1 - \underline{\alpha}p_1) + \underline{\alpha}p_1(1 - P_d)$, $\pi_{10} = P_f(1 - \underline{\alpha}p_1) + \underline{\alpha}p_1(1 - P_f)$, $\bar{\pi}_{11} = P_d(1 - \bar{\alpha}p_1) + \bar{\alpha}p_1(1 - P_d)$ and $\bar{\pi}_{10} = P_f(1 - \bar{\alpha}p_1) + \bar{\alpha}p_1(1 - P_f)$. $\underline{\alpha}$ is the probability that one sensor in set \mathcal{I} is a Byzantine node and $\bar{\alpha}$ is the probability

⁴Because it is possible that several honest nodes are grouped into a Byzantine cluster or the cluster is wrongly identified as Byzantine, we just temporarily remove all the sensors in that cluster.

that one sensor in set $\bar{\mathcal{T}}$ is a Byzantine node and they are given by

$$\underline{\alpha} = \frac{\alpha_0^2 f_1 + \alpha_0(1 - \alpha_0)f_2}{\alpha_0^2 f_1 + 2\alpha_0(1 - \alpha_0)f_2 + (1 - \alpha_0)^2}, \quad (7a)$$

$$\bar{\alpha} = \frac{\alpha_0 - (\alpha_0^2 f_1 + \alpha_0(1 - \alpha_0)f_2)}{1 - (\alpha_0^2 f_1 + 2\alpha_0(1 - \alpha_0)f_2 + (1 - \alpha_0)^2)}, \quad (7b)$$

where $f_1 = [2p_1 p_2(1 - p_1) + (1 - 2p_1 + 2p_1^2)(1 - p_2)]^2$ and $f_2 = f_{BH}^{(1)} = (1 - p_2)(1 - 2p_1 + 2p_1^2)$. To totally blind the FC, the adversaries need to ensure that the following equalities simultaneously hold.

$$D(\underline{\alpha}, p_1, p_2) = 0 \quad (8a)$$

$$D(\bar{\alpha}, p_1, p_2) = 0 \quad (8b)$$

where $D(\cdot)$ is the Kullback–Leibler divergence (KLD), and $D(\underline{\alpha}, p_1, p_2) = \pi_{11} \log \frac{\pi_{11}}{\pi_{10}} + \pi_{01} \log \frac{\pi_{01}}{\pi_{00}}$ and $D(\bar{\alpha}, p_1, p_2) = \bar{\pi}_{11} \log \frac{\bar{\pi}_{11}}{\bar{\pi}_{10}} + \bar{\pi}_{01} \log \frac{\bar{\pi}_{01}}{\bar{\pi}_{00}}$. The equations (8a) and (8b) always hold only when $\pi_{11} = \pi_{10}$ and $\bar{\pi}_{11} = \bar{\pi}_{10}$, respectively, which yields $\underline{\alpha} p_1 = \frac{1}{2}$ and $\bar{\alpha} p_1 = \frac{1}{2}$. Moreover, since we assign different weights to different cluster decisions, i.e., γ_1 and γ_2 , according to the fusion rule shown in (??), the optimal attacking strategy is $p_1 = 1$, $p_2 = 0$, and $\alpha_0 = 0.5$.

Let P_{HH}^{diff} and P_{BH}^{diff} denote the probabilities that two honest nodes differ in their sensing reports and the probability that one honest node and one Byzantine node differ in their sensing reports, respectively, at any time step t . Obviously, P_{HH}^{diff} and P_{BH}^{diff} are given as

$$P_{HH}^{diff} = 2\pi_0 P_f(1 - P_f) + 2\pi_1 P_d(1 - P_d)$$

$$P_{BH}^{diff} = \pi_0[\kappa_{10}(1 - P_f) + \kappa_{00}P_f] + \pi_1[\kappa_{11}(1 - P_d) + \kappa_{01}P_d]$$

where $\kappa_{10} = (1 - P_f)p_1 + P_f(1 - p_1)$ and $\kappa_{11} = (1 - P_d)p_1 + P_d(1 - p_1)$ are the probabilities of detection and false alarm for the Byzantine nodes in the network. If the adversaries want to totally deceive the FC so that the FC misplaces Byzantine nodes and honest nodes in the same cluster in the Micro clustering phase, we should have

$$D(P_{HH}^{diff} | P_{BH}^{diff}) = P_{HH}^{diff} \log_2 \left(\frac{P_{HH}^{diff}}{P_{BH}^{diff}} \right) = 0 \quad (9)$$

where $D(P_{HH}^{diff} | P_{BH}^{diff})$ is the KLD. The solutions of equation (9) are $p_1 = 0$ or $P_d = P_f = \frac{1}{2}$ which means that the adversaries can totally deceive the FC in the Micro clustering phase only when $p_1 = 0$ or $P_d = P_f = \frac{1}{2}$.

So in conclusion, the proposed mechanism pushes the Byzantine nodes to choose a large p_1 and a small p_2 to blind the FC in the Macro clustering phase. It is due to the fact that a small p_2 increases the probability that the Byzantine nodes are placed into set $\bar{\mathcal{T}}$, whose sensor decisions have more impact on the final decision. However, a large p_1 also increases the exposure to our defense mechanism in the Micro clustering phase which guarantees a good detection performance. Benefiting from our proposed scheme, we are also able to achieve a good detection performance even when $\alpha_0 \geq 0.5$. It should also be noted that in prior work (for e.g.,

[7], [9], [11], [12], [15]), the FC can be made blind with only 50% of Byzantine nodes in the network.

IV. SIMULATION RESULTS AND DISCUSSION

Some numerical results are presented in this section. We assume that identical sensors are utilized in the networks. Hence, we have $P_d = 0.9$, $P_f = 0.1$ for sensor $i \in \{1, \dots, N\}$ and anchor node $j \in \{1, \dots, J\}$. We set $N = 500$, $r_{init} = 0.5$, $\lambda_{valid} = 0.5$, $\tau = 0.5$, $\gamma_1 = 1.5$, $\gamma_2 = 0.5$ and $\lambda_{fc} = 1$. The starting dimension T is set to be 20 in this paper.

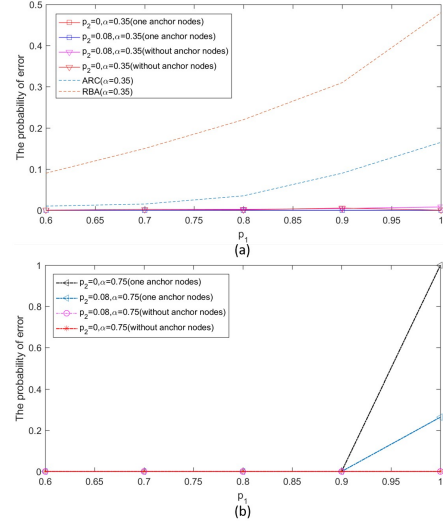


Fig. 2. The probability of error versus p_1 given different value of p_2 and α_0 for the proposed algorithms with one anchor node and without anchor nodes (i.e., RACA and RAC).

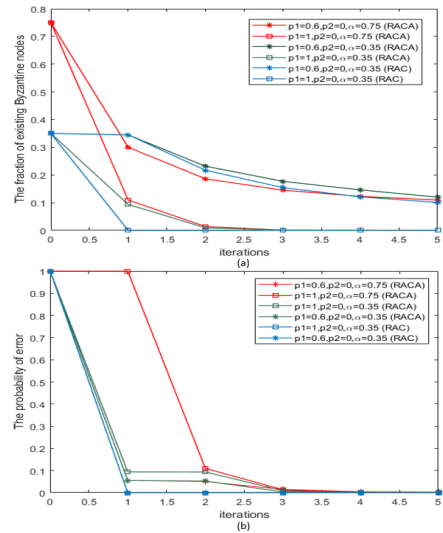


Fig. 3. The probability of error and the fraction of identified Byzantine nodes versus p_1 for the proposed algorithms with one anchor node given $\alpha_0 = 0.35$ and $\alpha_0 = 0.75$.

In Fig. 2(a), we can observe that the proposed algorithm with one anchor node (i.e., RACA) and the one without anchor

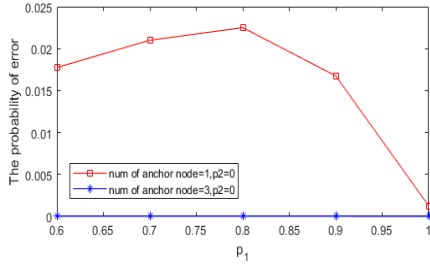


Fig. 4. The probability of error versus p_1 for the proposed RACA with different number of anchor nodes.

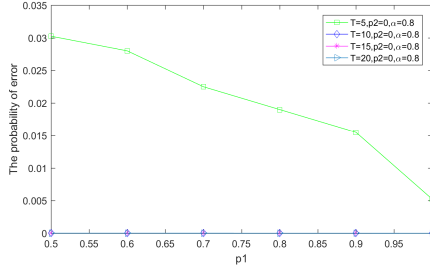


Fig. 5. The probability of error versus the number of iterations given different value of T for the proposed RACA with one anchor node when $\alpha_0 = 0.8$.

nodes (i.e., RAC) both have outstanding detection performance when the fraction of Byzantine nodes $\alpha_0 = 0.35$. Fig. 2(b) shows that the system can still obtain a good detection performance with the help of anchor nodes even when the fraction of Byzantine nodes is greater than 0.5. It can be observed that the detection performance of the RAC degrades significantly only when p_1 approaches 1 and p_2 approaches 0 if the fraction of Byzantine nodes is greater than 0.5. We compare our proposed algorithms with other two algorithms in Fig. 2(a). It shows that our proposed algorithms outperform Adaptive reputation clustering algorithm (ARC) proposed in [9] and Reputation based algorithm (RBA) proposed in [7]. Note that those algorithms (ARC and RBA) immediately break down when over half of the sensors are Byzantine nodes. In Fig. 3, we show that our proposed algorithms are able to quickly identify Byzantine nodes so that we can obtain an excellent detection performance. Furthermore, we examined the impact of the number of anchor nodes used on the performance of the

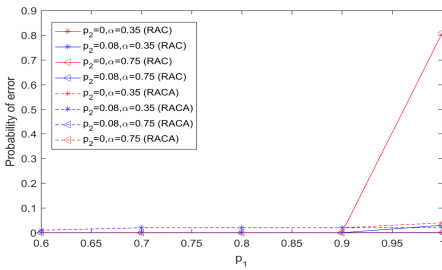


Fig. 6. The probability of error versus dynamically changing p_1 given different value of p_2 and α_0 for our proposed algorithms.

system in Fig. 4. It shows that an increasing number of anchor nodes significantly enhances the detection performance of the system since a larger number of anchor nodes could provide the FC better reference decisions to identify the Byzantine nodes. In Fig. 5, we show that at least 10 decision records, i.e., $T = 10$, are needed to guarantee a relatively good detection performance.

Fig. 6 shows the detection performance of our proposed algorithms under Byzantine attacks with dynamically changing attacking parameter p_1 . In each time step, we assume that the real value of p_1 is uniformly generated from $[p_1 - 0.05, p_1 + 0.05]$ in order to represent the dynamically changing attacking parameter p_1 . The average error probability we obtain for a specific dynamically changing $p_1 \in [p_1 - 0.05, p_1 + 0.05]$ is the error probability that corresponds to p_1 in Fig. 6. We can observe that our proposed algorithms are able to defend against attackers whose attacking parameters are dynamically changing. It is due to the fact that the performance improvement of our proposed algorithms is directly affected by the deviation of Byzantine nodes' decision records from those of honest nodes, and the deviation is the reflection of p_1 and p_2 in the system. Hence, the dynamically changing attacking parameters in each iteration do not result in a significant impact on the ability of our proposed algorithms to defend against attacks.

V. CONCLUSION

In this paper, we proposed the RAC algorithm and the RACA algorithm to defend against Byzantine attacks in sensor networks when the FC is not aware of the attacking strategy. We utilized the history of local decisions and MMS results to update the reputation index of sensors and help the system accurately identify Byzantine nodes. Our simulation results showed that we are able to achieve superior detection performance and the enhanced ability of identifying Byzantine nodes by employing anchor nodes even when the Byzantines exceed half of the total number of sensors in the network. Furthermore, we showed that our algorithms are capable of defending against attackers whose attacking parameters change dynamically over time.

APPENDIX A PROOF OF LEMMA III.1

We have the following four cases when we consider the MMS results of the sensors in the same group $[]$. Let i and j represent the sensors in the same group.

a) If $u_i = z_i$ and $u_j = z_j$: i is a Byzantine node with probability

$$\alpha_1 = P(i = B | u_i = z_i, u_j = z_j) = \frac{\alpha_0^2 f_{BB}^{(1)} + \alpha_0(1 - \alpha_0) f_{BH}^{(1)}}{\alpha_0^2 f_{BB}^{(1)} + \alpha_0(1 - \alpha_0)(f_{HB}^{(1)} + f_{BH}^{(1)}) + (1 - \alpha_0)^2 f_{HH}^{(1)}}, \quad (10)$$

where $f_{BB}^{(1)} = [2p_1 p_2 (1 - p_1) + (1 - 2p_1 + 2p_1^2)(1 - p_2)]^2$, $f_{HB}^{(1)} = f_{BH}^{(1)} = (1 - p_2)(1 - 2p_1 + 2p_1^2)$ and $f_{HH}^{(1)} = 1$.

b) If $u_i \neq z_i$ and $u_j = z_j$: i is a Byzantine node with probability

$$\alpha_2 = P(i = B | u_i \neq z_i, u_j = z_j) \\ = \frac{\alpha_0^2 f_{BB}^{(2)} + \alpha_0(1 - \alpha_0) f_{BH}^{(2)}}{\alpha_0^2 f_{BB}^{(2)} + \alpha_0(1 - \alpha_0)(f_{HB}^{(2)} + f_{BH}^{(2)}) + (1 - \alpha_0)^2 f_{HH}^{(2)}}, \quad (11)$$

where $f_{BB}^{(2)} = [2p_1 p_2 (1 - p_1) + (1 - 2p_1 + 2p_1^2)(1 - p_2)][1 - 2p_1 p_2 (1 - p_1) - (1 - 2p_1 + 2p_1^2)(1 - p_2)]$, $f_{HB}^{(2)} = p_2(1 - 2p_1 + 2p_1^2)$, $f_{BH}^{(2)} = 2p_1(1 - p_2)(1 - p_1)$ and $f_{HH}^{(2)} = 0$.

c) If $u_i = z_i$ and $u_j \neq z_j$: i is a Byzantine node with probability

$$\alpha_3 = P(i = B | u_i = z_i, u_j \neq z_j) \\ = \frac{\alpha_0^2 f_{BB}^{(3)} + \alpha_0(1 - \alpha_0) f_{BH}^{(3)}}{\alpha_0^2 f_{BB}^{(3)} + \alpha_0(1 - \alpha_0)(f_{HB}^{(3)} + f_{BH}^{(3)}) + (1 - \alpha_0)^2 f_{HH}^{(3)}}, \quad (12)$$

where $f_{BB}^{(3)} = [2p_1 p_2 (1 - p_1) + (1 - 2p_1 + 2p_1^2)(1 - p_2)][1 - 2p_1 p_2 (1 - p_1) - (1 - 2p_1 + 2p_1^2)(1 - p_2)]$, $f_{HB}^{(3)} = 2p_1(1 - p_2)(1 - p_1)$, $f_{BH}^{(3)} = p_2(1 - 2p_1 + 2p_1^2)$ and $f_{HH}^{(3)} = 0$.

d) If $u_i \neq z_i$ and $u_j \neq z_j$: i is a Byzantine node with probability

$$\alpha_4 = P(i = B | u_i \neq z_i, u_j \neq z_j) \\ = \frac{\alpha_0^2 f_{BB}^{(4)} + \alpha_0(1 - \alpha_0) f_{BH}^{(4)}}{\alpha_0^2 f_{BB}^{(4)} + \alpha_0(1 - \alpha_0)(f_{HB}^{(4)} + f_{BH}^{(4)}) + (1 - \alpha_0)^2 f_{HH}^{(4)}}, \quad (13)$$

where $f_{BB}^{(4)} = [2p_1(1 - p_2)(1 - p_1) + p_2 p_1^2]^2$, $f_{HB}^{(4)} = f_{BH}^{(4)} = 2p_1 p_2 (1 - p_1)$ and $f_{HH}^{(4)} = 0$.

According to the above results, we have

$$\underline{\alpha} = P(i = B | i \in \mathcal{T}) = \alpha_1 \quad (14a)$$

$$\bar{\alpha} = P(i = B | i \in \bar{\mathcal{T}}) = \alpha_2 P(u_i \neq z_i, u_j = z_j) \\ + \alpha_3 P(u_i = z_i, u_j \neq z_j) \\ + \alpha_4 P(u_i \neq z_i, u_j \neq z_j) \quad (14b)$$

The derivative of $\underline{\alpha}$ with respect to p_1 is given by (note that $f_{HB}^{(1)} = f_{BH}^{(1)}$)

$$\frac{\partial \underline{\alpha}}{\partial p_1} = \frac{\frac{\partial \mathcal{F}_1}{\partial p_1} \mathcal{F}_2 - \frac{\partial \mathcal{F}_1}{\partial p_1} \mathcal{F}_2}{\mathcal{F}_2^2} \quad (15)$$

where $\mathcal{F}_1 = \alpha_0^2 f_{BB}^{(1)} + \alpha_0(1 - \alpha_0) f_{BH}^{(1)}$, $\mathcal{F}_2 = \alpha_0^2 f_{BB}^{(1)} + \alpha_0(1 - \alpha_0)(f_{HB}^{(1)} + f_{BH}^{(1)}) + (1 - \alpha_0)^2 f_{HH}^{(1)}$, $\frac{\partial \mathcal{F}_1}{\partial p_1} = \alpha_0^2 \frac{\partial f_{BB}^{(1)}}{\partial p_1} + \alpha_0(1 - \alpha_0) \frac{\partial f_{BH}^{(1)}}{\partial p_1}$ and $\frac{\partial \mathcal{F}_2}{\partial p_1} = \alpha_0^2 \frac{\partial f_{BB}^{(1)}}{\partial p_1} + 2\alpha_0(1 - \alpha_0) \frac{\partial f_{BH}^{(1)}}{\partial p_1} + (1 - \alpha_0)^2 \frac{\partial f_{HH}^{(1)}}{\partial p_1}$. Let $\frac{\partial \underline{\alpha}}{\partial p_1} = 0$, we have

$$\alpha_0^2 \frac{\partial f_{BB}^{(1)}}{\partial p_1} f_{BH}^{(1)} + (1 - \alpha_0) \frac{\partial f_{BB}^{(1)}}{\partial p_1} + (1 - \alpha_0)^2 \frac{\partial f_{BH}^{(1)}}{\partial p_1} = \alpha_0^2 \frac{\partial f_{BH}^{(1)}}{\partial p_1} f_{BB}^{(1)} \quad (16)$$

due to the fact that $\frac{\partial f_{HH}^{(1)}}{\partial p_1} = 0$, where

$$\frac{\partial f_{BB}^{(1)}}{\partial p_1} = 8p_1(2p_2 - 1)^2(1 - 2p_1)(1 - p_1) \\ + 4p_1(2p_2 - 1)(1 - 2p_1)(1 - p_2) \quad (17)$$

$$\frac{\partial f_{BH}^{(1)}}{\partial p_1} = 2(1 - p_2)(2p_1 - 1). \quad (18)$$

We can easily obtain that $p_1 = \frac{1}{2}$ makes the equation (16) always hold for any specific $p_2 \in [0, 1]$. In other words, we can obtain that $p_1 = \frac{1}{2}$ could minimize or maximize $\underline{\alpha}$ given a specific p_2 . Correspondingly, $p_1 = 0$ or 1 could also maximize or minimize $\underline{\alpha}$. Table I shows all the possible maximum or minimum values of $\underline{\alpha}$ given a specific p_2 . According to Table

TABLE I
POSSIBLE MAXIMUM OR MINIMUM VALUES OF $\underline{\alpha}$ GIVEN A SPECIFIC p_2 .

	$f_{BB}^{(1)}$	$f_{BH}^{(1)}$	$f_{HH}^{(1)}$
$p_1 = 0$	$(1 - p_2)^2$	$1 - p_2$	1
$p_1 = 1/2$	1/4	$(1 - p_2)/2$	1
$p_1 = 1$	$(1 - p_2)^2$	$1 - p_2$	1

I, we have

$$\underline{\alpha} = \frac{\alpha_0^2/4 + \alpha_0(1 - \alpha_0)(1 - p_2)/2}{\alpha_0^2/4 + \alpha_0(1 - \alpha_0)(1 - p_2) + (1 - \alpha_0)^2} \quad (19)$$

for $p_1 = \frac{1}{2}$ and

$$\underline{\alpha} = \frac{\alpha_0^2(1 - p_2)^2 + \alpha_0(1 - \alpha_0)(1 - p)}{\alpha_0^2(1 - p_2)^2 + 2\alpha_0(1 - \alpha_0)(1 - p_2) + (1 - \alpha_0)^2} \quad (20)$$

for $p_1 = 0$ or $p_1 = 1$. Let $h = \underline{\alpha} - \alpha_0$ represent the difference between $\underline{\alpha}$ and α_0 , and it is given by

$$h = \frac{\alpha_0(1 - \alpha_0)(5\alpha_0 - 4 + 2(1 - 2\alpha_0)(1 - p_2))}{4(\alpha_0^2(1 - p_2)^2 + 2\alpha_0(1 - \alpha_0)(1 - p_2) + (1 - \alpha_0)^2)} \quad (21)$$

for $p_1 = \frac{1}{2}$, and it is given by

$$h = \frac{\alpha_0(1 - \alpha_0)(\alpha_0 - 1 + (1 - 2\alpha_0)(1 - p_2))}{\alpha_0^2/4 + \alpha_0(1 - \alpha_0)(1 - p_2) + (1 - \alpha_0)^2} \quad (22)$$

for $p_1 = 0$ or $p_1 = 1$. Because we only care about the sign of h and the numerator is always positive. Let h_d denote the numerator of h . We have

$$\frac{\partial h_d}{\partial p_2} = \begin{cases} \frac{\alpha_0(1 - \alpha_0)(2\alpha_0 - 1)}{2}, & \text{if } p_1 = \frac{1}{2} \\ -\alpha_0(1 - \alpha_0)(1 - 2\alpha_0), & \text{if } p_1 = 0 \text{ or } p_1 = 1 \end{cases} \quad (23)$$

We can easily obtained that $\frac{\partial h_d}{\partial p_2} \leq 0$ for $\alpha_0 \leq \frac{1}{2}$ and $\frac{\partial h_d}{\partial p_2} \geq 0$ for $\alpha_0 \geq \frac{1}{2}$ given $\forall p_1 \in \{0, \frac{1}{2}, 1\}$. According to (23), We can prove that $h_d \leq 0$ always holds for $\forall p_1 \in \{0, 1\}$. When $p_1 = \frac{1}{2}$, $h \leq 0$ also holds for $\forall \alpha_0 \in [0, \frac{1}{2}]$.

When $\alpha_0 > \frac{1}{2}$ and $p_1 = \frac{1}{2}$, the value of p_2 that guarantees $h \leq 0$ should be smaller than p_2^{max} . p_2^{max} can be obtained from letting $\frac{\partial h}{\partial p_2} = 0$ and it is given by

$$p_2^{max} = \min \left\{ \frac{\alpha_0 - 2}{2(1 - 2\alpha_0)}, 1 \right\} \quad (24)$$

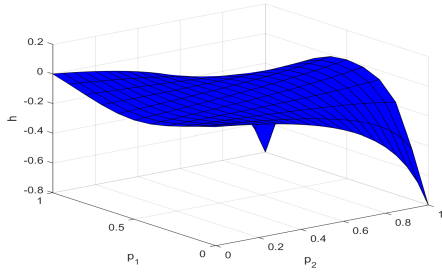


Fig. 7. h versus p_1 and p_2 given $\alpha_0 = 0.8$.

for $\alpha_0 > \frac{1}{2}$ and $p_1 = \frac{1}{2}$. Note that $p_2^{max} = 1$ implies $\frac{\alpha_0 - 2}{2(1 - 2\alpha_0)} \geq 1$ such that $\alpha_0 \leq 0.8$. Hence, if the fraction of Byzantine nodes in the network is smaller than 0.8, i.e., $\alpha_0 \leq 0.8$, $\underline{\alpha}$ is always smaller than α_0 . In other words, we always have a lower probability of existence of Byzantine nodes in set \mathcal{T} when $\alpha_0 \leq 0.8$. The detailed proof for this part is omitted here. Fig. 7 corroborates the results in (24).

Since $P(i \in \mathcal{T})\underline{\alpha} + P(i \in \overline{\mathcal{T}})\overline{\alpha} = \alpha_0$, we have

$$\begin{aligned} P(i \in \mathcal{T})\alpha_0 + P(i \in \overline{\mathcal{T}})\overline{\alpha} &\geq \alpha_0 \\ P(i \in \overline{\mathcal{T}})\overline{\alpha} &\geq \alpha_0(1 - P(i \in \mathcal{T})) \\ \overline{\alpha} &\geq \alpha_0 \end{aligned} \quad (25)$$

when $p_2 \in [0, p_2^{max}]$, $\alpha_0 \in [\frac{1}{2}, 1]$ and $p_1 \in [0, 1]$. According to the above analysis, (25) also holds when $\alpha_0 \in [0, \frac{1}{2}]$, $p_1 \in [0, 1]$ and $p_2 \in [0, 1]$.

REFERENCES

- [1] L. Zhang, G. Ding, Q. Wu, Y. Zou, Z. Han, and J. Wang, "Byzantine attack and defense in cognitive radio networks: A survey," *IEEE Communications Surveys & Tutorials*, vol. 17, no. 3, pp. 1342–1363, 2015.
- [2] L. Lamport, R. Shostak, and M. Pease, "The Byzantine generals problem," in *Concurrency: the Works of Leslie Lamport*, 2019, pp. 203–226.
- [3] R. P. Jover, J. Lackey, and A. Raghavan, "Enhancing the security of lte networks against jamming attacks," *EURASIP Journal on Information Security*, vol. 2014, no. 1, pp. 1–14, 2014.
- [4] K. Gai, M. Qiu, Z. Ming, H. Zhao, and L. Qiu, "Spoofing-jamming attack strategy using optimal power distributions in wireless smart grid networks," *IEEE Transactions on Smart Grid*, vol. 8, no. 5, pp. 2431–2439, 2017.
- [5] J. Sonnek, A. Chandra, and J. Weissman, "Adaptive reputation-based scheduling on unreliable distributed infrastructures," *IEEE Transactions on Parallel and Distributed Systems*, vol. 18, no. 11, pp. 1551–1564, 2007.
- [6] K. Zeng, P. Pawelczak, and D. Cabric, "Reputation-based cooperative spectrum sensing with trusted nodes assistance," *IEEE communications letters*, vol. 14, no. 3, pp. 226–228, 2010.
- [7] A. S. Rawat, P. Anand, H. Chen, and P. K. Varshney, "Collaborative spectrum sensing in the presence of Byzantine attacks in cognitive radio networks," *IEEE Transactions on Signal Processing*, vol. 59, no. 2, pp. 774–786, 2010.
- [8] B. Kailkhura, Y. S. Han, S. Brahma, and P. K. Varshney, "On covert data falsification attacks on distributed detection systems," in *2013 13th International Symposium on Communications and Information Technologies (ISCIT)*. IEEE, 2013, pp. 412–417.
- [9] A. Vempaty, P. Ray, and P. K. Varshney, "False discovery rate based distributed detection in the presence of Byzantines," *IEEE Transactions on Aerospace and Electronic Systems*, vol. 50, no. 3, pp. 1826–1840, 2014.
- [10] B. Kailkhura, Y. S. Han, S. Brahma, and P. K. Varshney, "Distributed Bayesian detection in the presence of Byzantine data," *IEEE transactions on signal processing*, vol. 63, no. 19, pp. 5250–5263, 2015.
- [11] W. Hashlamoun, S. Brahma, and P. K. Varshney, "Mitigation of Byzantine attacks on distributed detection systems using audit bits," *IEEE Transactions on Signal and Information Processing over Networks*, vol. 4, no. 1, pp. 18–32, 2017.
- [12] —, "Audit bit based distributed Bayesian detection in the presence of Byzantines," *IEEE Transactions on Signal and Information Processing over Networks*, vol. 4, no. 4, pp. 643–655, 2018.
- [13] C. Quan, B. Geng, Y. Han, and P. K. Varshney, "Enhanced audit bit based distributed Bayesian detection in the presence of strategic attacks," *IEEE Transactions on Signal and Information Processing over Networks*, 2022.
- [14] L. Kaufman and P. J. Rousseeuw, *Finding groups in data: an introduction to cluster analysis*. John Wiley & Sons, 2009, vol. 344.
- [15] B. Kailkhura, S. Brahma, and P. Varshney, "On the performance analysis of data fusion schemes with Byzantines," in *2014 IEEE International Conference on Acoustics, Speech and Signal Processing (ICASSP)*. IEEE, 2014, pp. 7411–7415.