

# Adaptive measurement filter: efficient strategy for optimal estimation of quantum Markov chains

Alfred Godley and Mădălin Guță

School of Mathematical Sciences, University of Nottingham, University Park, NG82SD Nottingham, United Kingdom

Continuous-time measurements are instrumental for a multitude of tasks in quantum engineering and quantum control, including the estimation of dynamical parameters of open quantum systems monitored through the environment. However, such measurements do not extract the maximum amount of information available in the output state, so finding alternative optimal measurement strategies is a major open problem.

In this paper we solve this problem in the setting of discrete-time input-output quantum Markov chains. We present an efficient algorithm for optimal estimation of one-dimensional dynamical parameters which consists of an iterative procedure for updating a ‘measurement filter’ operator and determining successive measurement bases for the output units. A key ingredient of the scheme is the use of a coherent quantum absorber as a way to post-process the output after the interaction with the system. This is designed adaptively such that the joint system and absorber stationary state is pure at a reference parameter value. The scheme offers an exciting prospect for optimal continuous-time adaptive measurements, but more work is needed to find realistic practical implementations.

## 1 Introduction

The quantum input-output (I-O) formalism is an effective framework for describing the evolution, monitoring and control of Markovian quantum open systems [21, 58, 12]. In this setting, the interaction with the environment is modelled by coupling the system of interest with a quantum transmission line (channel) represented by a Gaussian bosonic field. The output field carries information about the open system’s dynamics which can be accessed by performing continuous-time measurements, and the corresponding conditional system evolution is described in terms of stochastic Schrödinger or filtering equations [3, 7, 9, 13, 57].

While these theories are key to quantum engineering applications, they rely on the precise knowledge of the system’s dynamical parameters (e.g. Hamiltonian of field coupling), which are often uncertain, or completely unknown, and therefore need to be estimated from measurement data. The I-O formalism is ideally suited for this statistical inference task, and more generally for implementing online system identification methods [40]. Unlike direct measurement techniques which require repeated system re-preparations and fast control operations [32, 17, 15, 4, 50, 14, 60], the parameters can be estimated continuously from the output measurement trajectory, even if the system is not directly accessible or it is involved in an information processing task. The first investigation in parameter estimation for continuously-observed quantum systems considered the estimation of the Rabi frequency of an atom in a cavity mode, while a photon counting measurement is performed on the cavity output [41]. Subsequent works have addressed a variety of related problems including the dependence on measurement choice [18], adaptive estimation [5, 46] filtering with uncertain parameters [47] particle filters for estimation [11, 49] achieving Heisenberg scaling [42, 1, 2], sensing with error correction [45], Bayesian estimation [19, 43, 33, 48, 59], quantum smoothing [52, 55, 56, 27], waveform estimation [54, 53] estimation of linear systems [26, 22, 39, 38], classical and quantum Fisher informations of the output channel [28, 19, 10, 34, 20, 22, 29, 25].

An upshot of these studies is that standard measurements such as counting, homodyne or heterodyne generally do not achieve the ultimate limit given by the quantum Cramér–Rao bound [30,

31, 8], while the optimal measurement prescribed by the symmetric logarithmic derivative requires collective operations on the output state. In this work we make a first step towards addressing the key issue of devising *realistic and statistically effective* measurement strategies within the framework of the I-O theory. By realistic we mean procedures which involve sequential continuous-time measurements (as opposed to general non-separable measurements on the output state), possibly combined with more advanced but theoretically well understood operations such as series connections and feedback [24].

For conceptual clarity we focus primarily on discrete-time dynamics, but we will indicate how the techniques may be extended to continuous-time. In the discrete-time setting, the I-O dynamics consists of a  $d$ -dimensional system of interest interacting sequentially with a chain of  $k$ -dimensional ‘noise’ input units, which are identically and independently prepared in a state  $|\chi\rangle$ , cf. Figure 1. We assume that the interaction unitary  $U_\theta$  acting on  $\mathbb{C}^d \otimes \mathbb{C}^k$  depends on a parameter  $\theta \in \mathbb{R}$ ,

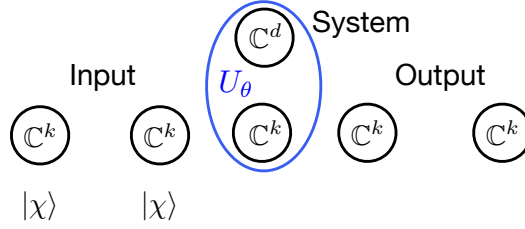


Figure 1: Quantum input-output discrete-time dynamics with  $\theta$  dependent unitary interaction  $U_\theta$

which we would like to estimate by measuring the output after  $n$  evolution steps. In principle, this can be done by applying the adaptive, separable measurement scheme developed in [61] to the joint pure system-output state; indeed this has been shown to attain the quantum Cramér-Rao bound. However, while theoretically applicable, the algorithm involves manipulating multi-partite operators, making it unsuitable for processing output states with a large number  $n$  of noise units. In addition, it is not clear how the algorithm can be applied to continuous-time dynamics.

Our main contribution is to eliminate these drawbacks by devising a scheme which exploits the intrinsic Markovian structure of the problem. Concretely, we propose an algorithm which finds optimal measurement bases for each of the output units by only performing computations on the space of a doubled-up system and a noise unit, i.e.  $\mathbb{C}^d \otimes \mathbb{C}^d \otimes \mathbb{C}^k$ . Our algorithm has a similar structure to that of the quantum state filter describing the system’s conditional evolution, and can be run ‘in real-time’ without having to specify the time length  $n$  in advance. This eliminates the need for storing the quantum output while the computation is performed. While our general algorithm requires measurements on both the output and system in order to achieve optimality, in Proposition 6.1 we prove that by measuring only the output we incur a loss of Fisher information which is bounded by a constant, independent of the time  $n$ . Since the quantum Fisher information scales linearly in time, this implies that output measurement is optimal in the leading contribution to the QFI.

We now describe our scheme in more detail. In the first stage of the protocol we use a small proportion of the output units (of sample size  $\tilde{n} \approx n^{1-\epsilon}$  with small  $\epsilon$ ) in order to compute a preliminary ‘rough estimator’  $\theta_0$  of the true parameter  $\theta$ , by performing a standard sequential measurement. This step is necessary in *any* quantum estimation problem in which the optimal measurement depends on the unknown parameter. In particular, this means that strictly speaking one can only attain optimality in the limit of large sample sizes, as  $\theta - \theta_0$  decays as  $n^{-(1-\epsilon)/2}$  [23].

In the second (main) stage of the protocol we use  $\theta_0$  to design an sequential measurement which achieves the output QFI at  $\theta = \theta_0$ , and in conjunction with the first stage, at any parameter value  $\theta$ , for large  $n$ . This is illustrated in Figure 2: each output unit undergoes a ‘quantum post-processing’ transformation followed by an adaptive projective measurement whose basis is computed according to the ‘measurement filter’ algorithm described below. More specifically, after interacting with the system, a unitary  $V_{\theta_0}$  is applied to the noise unit together with an additional ancilla of the same size  $d$  as the system. The system and ancilla can be regarded as a single open system (denotes ‘s+a’) of dimension  $D = d^2$  coupled to the noise units via the unitary  $W_\theta = V_{\theta_0}U_\theta$ . The unitary  $V_{\theta_0}$  is chosen such that s+a has a *pure stationary state*  $|\psi\rangle \in \mathbb{C}^D$  at  $\theta = \theta_0$ , and the output state is

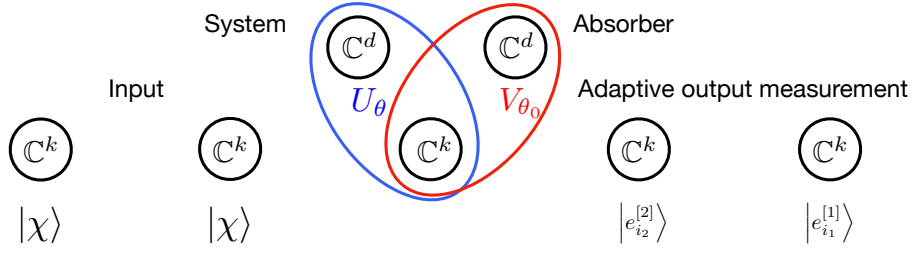


Figure 2

identical to that of the input. This is a discrete-time analogue of the notion of *coherent quantum absorber* introduced in [51], and it insures that the ‘reference’ output state at  $\theta = \theta_0$  is the same as the product input state (the ‘vacuum’), while deviations from  $\theta_0$  produce ‘excitations’ in the output. After the interaction with the ancilla (absorber), the noise unit is measured in a basis determined by an iterative algorithm which we briefly outline here ( see section 5 for more details).

**Initialisation step ( $j = 1$ ).** The first measurement basis  $\left\{ |e_i^{[1]}\rangle \right\}_{i=1}^k$  in  $\mathbb{C}^k$  is determined by the conditions

$$\left\langle e_i^{[1]} \right| B_1 \left| e_i^{[1]} \right\rangle = 0, \quad \left| \left\langle e_i^{[1]} \right| \chi \right\rangle \right|^2 = \frac{1}{k}, \quad \text{for all } i = 1, \dots, k.$$

where  $B_1 = \text{Tr}_{s+a}(A_1) \in M(\mathbb{C}^k)$  and  $A_1 = \dot{W}P - P\dot{W}^* \in M(\mathbb{C}^D \otimes \mathbb{C}^k)$  with  $\dot{W} = \frac{dW_\theta}{d\theta}|_{\theta_0}$  and  $P = |\psi \otimes \chi\rangle\langle\psi \otimes \chi|$ . By measuring the first output unit in the basis  $\left\{ |e_i^{[1]}\rangle \right\}_{i=1}^k$  we obtain the outcome  $X_1 = i_1$ , and then compute the ‘measurement filter’ operator  $\Pi_1 = \left\langle e_{i_1}^{[1]} \right| A_1 \left| e_{i_1}^{[1]} \right\rangle$  on  $\mathbb{C}^D$ .

**Iterative step (with  $j = 2, \dots, n$ ).** Given  $\Pi_{j-1}$  from the previous step, we compute the operators

$$A_j = W_{\theta_0} (\Pi_{j-1} \otimes P) W_{\theta_0}^* + \frac{1}{D^{j-1}} A_1, \quad B_j = \text{Tr}_{s+a} A_j$$

and find the  $j$ -th measurement basis  $\left\{ |e_i^{[j]}\rangle \right\}_{i=1}^k$  by applying the conditions

$$\left\langle e_i^{[j]} \right| B_j \left| e_i^{[j]} \right\rangle = 0, \quad \text{and} \quad \left| \left\langle e_i^{[j]} \right| \chi \right\rangle \right|^2 = \frac{1}{k}, \quad \text{for all } i = 1, \dots, k.$$

By measuring the  $j$ -th output unit in the basis  $\left\{ |e_i^{[j]}\rangle \right\}_{i=1}^k$  we obtain the outcome  $X_j = i_j$ , and compute  $\Pi_j = \left\langle e_{i_j}^{[j]} \right| A_j \left| e_{i_j}^{[j]} \right\rangle$ .

**Final measurement on s+a (optional).** In order to achieve the full system-output QFI, a final measurement can be applied to s+a, whose basis  $\left\{ |e_i^{[s+a]}\rangle \right\}_{i=1}^D$  is determined by the conditions

$$\left\langle e_i^{[s+a]} \right| \Pi_n \left| e_i^{[s+a]} \right\rangle = 0, \quad \left| \left\langle e_i^{[s+a]} \right| \psi \right\rangle \right|^2 = \frac{1}{d}.$$

As stated above, the final measurement improves the estimation error for small  $n$ , but is only marginally beneficial for large  $n$ .

In section 7 we describe the results of a simulation study for a simplified model where the system plus absorber are represented by a two-dimensional system with a pure stationary state. While this sidesteps the preliminary estimation stage of the protocol, it allows us to specifically test the key features of the adaptive measurement algorithm with a reasonably large trajectory length and a high number of repetitions. For this model, we can explicitly compute the system-output QFI (cf. Lemma 7.1), while the classical Fisher information of any output measurement strategy can be estimated by sampling techniques. The results confirm that the adaptive measurement attains the QFI when the system is measured at the end, while the output-only strategy is only worse by a constant independent of trajectory length. On the other hand, simple measurements (same

fixed basis for each unit) perform strictly worse even when the measurement basis is optimised. While the improvement here is not dramatic, our preliminary investigations indicate that the gap increases significantly with the system dimension, depending on the chosen model. We further test the performance of the maximum likelihood estimator and find that its mean square error approaches the inverse of the classical Fisher information in the long-time limit, which agrees broadly with the Cramér-Rao bound.

Finally, we note that our scheme can be extended to continuous-time dynamics by using standard time-discretisation techniques [44, 37]. Although we do not treat this in detail here, we comment on this extension at the end of the paper.

The paper is organised as follows. In section 2 we briefly review the adaptive algorithm for optimal separable measurements developed in [61]. Section 3 introduces the Markov dynamics setting and reviews a key result on the asymptotic QFI of the output. Section 4 explains how the use of ‘post-processing’ by quantum absorber reduces the general estimation problem to one concerning a system with a pure stationary state. This is then used in section 5, which details the adaptive measurement procedure including the key ‘measurement filter’ algorithm. In section 6.2 we show that the proposed adaptive output measurement achieves the optimal QFI rate even if the system is not measured. We also devise a scheme to estimate the classical Fisher information of the measurement process by sampling over trajectories. Section 7 presents simulation results using an elaboration of an amplitude decay qubit model.

## 2 Optimal separable measurements

In this section we review a result by Zhou, Zou and Jiang [61] concerning optimal parameter estimation for multipartite pure states, using separable measurements (local measurements and classical communication). Their method will then be applied to the problem of estimating parameters of discrete time quantum input-output systems. By exploiting the Markovian nature of the dynamics, we will show that the algorithm can be recast in a simpler procedure akin to that of a quantum state filter.

Consider a one parameter quantum statistical model  $\{\rho_\theta : \theta \in \mathbb{R}\}$  where  $\rho_\theta$  is a state on a Hilbert space  $\mathcal{H}$  which depends smoothly on the unknown parameter  $\theta$ . To estimate  $\theta$  we perform a measurement on the state  $\rho_\theta$  and compute an estimator  $\hat{\theta}$  based on the measurement outcome. According to the quantum Cramér-Rao bound (QCRB) [30, 31, 8], the variance of any unbiased estimator  $\hat{\theta}$  is lower bounded as

$$\text{Var}(\hat{\theta}) = \mathbb{E}[(\hat{\theta} - \theta)^2] \geq F_\theta^{-1}$$

where  $F_\theta$  is the quantum Fisher information (QFI) defined as  $F(\theta) = \text{Tr}(\rho_\theta \mathcal{L}_\theta^2)$ , and  $\mathcal{L}_\theta$  is the symmetric logarithmic derivative (SLD) satisfying  $\frac{d}{d\theta}\rho_\theta = \mathcal{L}_\theta \circ \rho_\theta$ . In general, for any given parameter value  $\theta_0$ , the QCRB is saturated<sup>1</sup> by measuring the SLD  $\mathcal{L}_{\theta_0}$  and constructing a locally unbiased estimator  $\hat{\theta} = \theta_0 + X/F(\theta_0)$  where  $X$  is the measurement outcome.

While for full rank states the optimal measurement is essentially unique, for rank deficient states this is not the case and a necessary and sufficient condition for a measurement to saturate the QCRB has been derived in [8]. This has practical relevance for multipartite systems where the measurement of the SLD may not be easy to implement. Motivated by this limitation, the saturability condition has been further investigated in [61] where it is shown that the QCRB for pure states of multipartite systems is achievable using separate measurements constructed in an adaptive fashion which we now proceed to describe.

Consider the pure state model  $\rho_\theta = |\psi_\theta\rangle\langle\psi_\theta|$  with  $|\psi_\theta\rangle \in \mathcal{H}$ . We denote  $|\dot{\psi}_\theta\rangle = \frac{d}{d\theta}|\psi_\theta\rangle$  and assume that  $\langle\psi_\theta|\dot{\psi}_\theta\rangle = 0$ . This can generally be arranged by choosing the (unphysical) phase of  $|\psi_\theta\rangle$  to have an appropriate dependence on  $\theta$ . In particular, in this case we have  $|\psi_\theta^\perp\rangle := (1 - |\psi_\theta\rangle\langle\psi_\theta|)|\dot{\psi}_\theta\rangle = |\dot{\psi}_\theta\rangle$ . Under this assumption the QFI is given by

$$F_\theta = 4\|\dot{\psi}_\theta\|^2. \quad (1)$$

---

<sup>1</sup>This achievability argument can be made rigorous in an asymptotic setting where the experimenter has an ensemble of  $n$  independent, identically prepared systems and employs an adaptive procedure for ‘locating’ the parameter [23, 16].

Further, we define the operator  $M$  which will play a key role in the analysis

$$M = |\psi_\theta\rangle\langle\dot{\psi}_\theta| - |\dot{\psi}_\theta\rangle\langle\psi_\theta|. \quad (2)$$

The authors of [61] note that if a projective rank-one measurement  $\{E_i = |e_i\rangle\langle e_i|\}$  satisfies the conditions

$$\langle e_i|M|e_i\rangle = 0, \quad \text{and} \quad p_\theta(i) = |\langle e_i|\psi_\theta\rangle|^2 = 1/D, \quad D = \dim(\mathcal{H}) \quad (3)$$

then it fulfils the general criteria of [8] and therefore it achieves the QCRB. Note that the second condition can be relaxed to  $p(i) \neq 0$  for all  $i$ , but we will stick to the chosen expression for concreteness.

We now assume that we deal with a multipartite system such that  $\mathcal{H} = \mathcal{H}_1 \otimes \mathcal{H}_2 \otimes \dots \otimes \mathcal{H}_n$ , with  $\dim(\mathcal{H}_i) = d_i$ , and follow [61] to show that a separable measurement satisfying the above conditions can be constructed by using the algorithm outlined below. For any set of indices  $A \subset \{1, \dots, n\}$  we denote its complement by  $A^c$  and by  $\rho_A = \text{Tr}_{A^c}(\rho_\theta)$  the partial state of the sub-systems with indices in  $A$ . For  $k > 1$  we denote by  $\underline{k}$  the set  $\{1, \dots, k\}$ . Similarly, we denote  $M_A = \text{Tr}_{A^c}(M)$  and for single sub-systems ( $A = \{i\}$ ) we use the notation  $\rho_i$  and  $M_i$ .

We measure the sub-systems sequentially, such that each individual measurement basis depends on the outcomes of the previous measurements, as follows. In the first step, the measurement basis  $\{|e_i^{[1]}\rangle\}_{i=1}^{d_1}$  of system  $\mathcal{H}_1$  is chosen such that (see [61] for how to construct such a basis)

$$\langle e_i^{[1]}|M_1|e_i^{[1]}\rangle = 0 \quad \text{and} \quad p_1(i) = \langle e_i^{[1]}|\rho_1|e_i^{[1]}\rangle = \frac{1}{d_1}.$$

After this, the following procedure is applied sequentially to determine the measurement basis for system  $k+1$  with  $k = 1, \dots, n-1$ : given the outcomes  $i_{\underline{k}} := \{i_1, \dots, i_k\}$  of the first  $k$  measurements, we choose the basis  $\{|e_i^{[k+1]}(i_{\underline{k}})\rangle\}_{i=1}^{d_{k+1}}$  in  $\mathcal{H}_{k+1}$  such that

$$\langle e_i^{[k+1]}(i_{\underline{k}})|M_{k+1}(i_{\underline{k}})|e_i^{[k+1]}(i_{\underline{k}})\rangle = 0 \quad \text{and} \quad p_{k+1}(i_{\underline{k}}, i) = \langle e_i^{[k+1]}(i_{\underline{k}})|\rho_{k+1}(i_{\underline{k}})|e_i^{[k+1]}(i_{\underline{k}})\rangle = \frac{1}{d_1 \cdot d_2 \cdot \dots \cdot d_k}$$

for all  $i = 1, \dots, d_{k+1}$ , where

$$M_{k+1}(i_{\underline{k}}) = \langle e_{i_{\underline{k}}}^{[k]}|M_{k+1}|e_{i_{\underline{k}}}^{[k]}\rangle, \quad \rho_{k+1}(i_{\underline{k}}) = \langle e_{i_{\underline{k}}}^{[k]}|\rho_{k+1}|e_{i_{\underline{k}}}^{[k]}\rangle, \quad \text{and} \quad |e_{i_{\underline{k}}}^{[k]}\rangle = |e_{i_1}^{[1]}\rangle \otimes \dots \otimes |e_{i_k}^{[k]}\rangle$$

Note that the second condition means that for each  $k$  the outcome  $i_k$  is independent of the others and has equal probabilities  $1/d_k$ .

After  $n$  steps we have defined in an adaptive fashion a product measurement basis

$$|e_{i_{\underline{n}}}^{[n]}\rangle = |e_{i_1}^{[1]}\rangle \otimes \dots \otimes |e_{i_n}^{[n]}\rangle$$

and one can verify that such a measurement satisfies the general condition (3).

### 3 Discrete quantum Markov chains and the output QFI

In the input-output formalism the dynamics of a discrete-time quantum open system  $\mathcal{H}_s \cong \mathbb{C}^d$  is modeled by successive unitary interactions with independent ‘noise units’, identically prepared in a state  $|\chi\rangle \in \mathcal{H}_u \cong \mathbb{C}^k$ . This can be pictured as a conveyor belt where the incoming ‘noise units’ constitute the input, while the outgoing ‘noise units’ make up the output of the process, cf. Figure 1. If  $|\phi\rangle \in \mathcal{H}_s$  is the initial state of the system, and  $U$  is the unitary on  $\mathcal{H}_s \otimes \mathcal{H}_u$  describing the interaction between system and a noise unit, then the state of the system and output after  $n$  time units is

$$|\Psi(n)\rangle = U(n)|\phi \otimes \chi^{\otimes n}\rangle = U^{(n)} \dots U^{(2)} \cdot U^{(1)}|\phi \otimes \chi^{\otimes n}\rangle \in \mathcal{H}_s \otimes \mathcal{H}_u^{\otimes n} \quad (4)$$

where  $U^{(i)}$  is the unitary acting on the system and the  $i$ -th noise unit. From equation (4) we find that the reduced state of the system at time  $n$  is given by

$$\rho(n) := \text{Tr}_{\text{out}}(|\Psi(n)\rangle\langle\Psi(n)|) = T^n(\rho_{\text{in}}), \quad \rho_{\text{in}} = |\phi\rangle\langle\phi|,$$

where the partial trace is taken over the output (noise units), and  $T : \mathcal{T}_1(\mathcal{H}_s) \rightarrow \mathcal{T}_1(\mathcal{H}_s)$  is the Markov transition operator

$$T : \rho \mapsto \text{Tr}_u(U(\rho \otimes \tau)U^*), \quad \tau := |\chi\rangle\langle\chi|.$$

Fixing an orthonormal basis  $\{|1\rangle, \dots, |k\rangle\}$  in  $\mathcal{H}_u$ , we can express the system-output state as a matrix product state

$$|\Psi(n)\rangle = \sum_{i_1, \dots, i_n=1}^k K_{i_n} \dots K_{i_1} |\phi\rangle \otimes |i_1\rangle \otimes \dots \otimes |i_n\rangle \quad (5)$$

where  $K_i = \langle i|U|\chi\rangle$  are the Kraus operators of  $T$ , so that  $T(\rho) = \sum_i K_i \rho K_i^*$ .

Now, let us assume that the dynamics depends on a parameter  $\theta \in \mathbb{R}$  which we would like to estimate, so that  $U = U_\theta$  and  $|\Psi(n)\rangle = |\Psi_\theta(n)\rangle$ . In the input-output formalism it is usually assumed that the experimenter can measure the output (noise units after the interaction) but may not have access to the system. In this case the relevant quantum statistical model is that of the (mixed) output state given by

$$\rho_\theta^{\text{out}}(n) = \text{Tr}_s(|\Psi_\theta(n)\rangle\langle\Psi_\theta(n)|).$$

The problem of estimating  $\theta$  in this formulation has been investigated in both the discrete time [28, 29] and the continuous time [10, 20, 25] settings. For our purposes, we summarise here the relevant results of [29]. We will assume that the Markov chain is *primitive*, i.e. the transition operator  $T$  has a unique full-rank steady state  $\rho_{ss}$  (i.e.  $T(\rho_{ss}) = \rho_{ss}$ ), and is aperiodic (i.e. the only eigenvalue of  $T$  on the unit circle is 1). In particular, for any initial state  $\rho_{in}$ , the system converges to the stationary state  $T^n(\rho_{in}) \rightarrow \rho_{ss}$  in the large  $n$  limit. Therefore, for the asymptotic analysis we can assume that the dynamics is in the *stationary regime* and focus on the large time properties of the stationary output state. The following Theorem shows that the output QFI scales linearly with time and provides an explicit expression of the rate.

**Theorem 3.1.** *Consider a primitive discrete time Markov chain as described above, whose unitary depends smoothly on a one-dimensional parameter  $\theta$ , so that  $U = U_\theta$ . The quantum Fisher information of the output  $F_\theta(n)$  state  $\rho_\theta^{\text{out}}(n)$  scales linearly with  $n$  and its rate is equal to*

$$\lim_{n \rightarrow \infty} \frac{1}{n} F_\theta(n) = f_\theta = 4 \sum_{i=1}^k \left[ \text{Tr} [\rho_{ss} \dot{K}_i^* \dot{K}_i] + 2 \text{Tr} \left[ \text{Im}(K_i \rho_{ss} \dot{K}_i^*) \cdot \mathcal{R}(\text{Im} \sum_j \dot{K}_j^* K_j) \right] \right] \quad (6)$$

where  $\mathcal{R}$  is the Moore-Penrose inverse of  $\text{Id} - T_\theta$ .

Following standard quantum Cramér-Rao theory [30, 31, 8], the theorem implies that the variance of any (unbiased) output-based estimator is bounded from below by  $n^{-1}/f(\theta)$  for large  $n$ . A more in depth analysis [29] shows that the output model satisfies the property of *local asymptotic normality* which pertains to a certain quantum Gaussian approximation of the output state and implies that there exists an estimator  $\hat{\theta}_n$  which achieves the CR bound asymptotically and has normally distributed errors:

$$\sqrt{n} (\hat{\theta}_n - \theta) \longrightarrow N(0, f(\theta)^{-1})$$

where the convergence is in distribution to a normal variable with variance  $f(\theta)^{-1}$ . Below, we will make use of an extension of Theorem 3.1 which shows that the same result holds for rank-deficient stationary states of ergodic chains, and in particular for pure states [35].

Having identified the output QFI rate, we would like to investigate measurement schemes which can provide good accuracy for estimating the parameter  $\theta$ . As noted before, the QCRB can be achieved by measuring the SLD of the statistical model. However, the SLD of the output state is generally a complicated operator whose measurement requires collective operations on the noise units. On the other hand, one can consider separate measurements of the same observable on the different noise units and system. The average statistic may provide an efficient estimator and its (asymptotic) Fisher information can be computed explicitly [10]. However, such measurements are in general not optimal. Here we would like to ask the more fundamental question: is it possible to achieve the QCRB using simpler ‘local’ manipulation of the output units which involve operations on single, rather than multiple units.



## 4 Output post-processing using quantum coherent absorber

In this section we introduce a key tool used in our estimation scheme, which allows us to recast the estimation problem for a general primitive Markov chain with unitary  $U$ , into one concerning a Markov chain with a ‘doubled-up’ system having a pure stationary state.

Consider the input-output system of section 3 characterised by a unitary  $U$  on  $\mathcal{H}_s \otimes \mathcal{H}_u$ . We now modify the setup as illustrated in Figure 2 by inserting an additional  $d$ -dimensional system  $\mathcal{H}_a$  called a *coherent quantum absorber* which interacts with each of the noise units via a fixed unitary  $V$  on  $\mathcal{H}_a \otimes \mathcal{H}_u$  applied immediately after  $U$ . This can be seen as a *quantum post-processing* of the output prior to the measurement. The original system and the absorber can be considered a single open system with space  $\mathcal{H}_s \otimes \mathcal{H}_a$  which interacts with the same conveyor belt of noise units via the unitary  $W_\theta = V \cdot U$  where  $V, U$  are now understood as the amplifications of the unitaries to the tensor product  $\mathcal{H}_s \otimes \mathcal{H}_a \otimes \mathcal{H}_u$ . The following lemma shows that for certain choices of  $V$  the auxiliary system forms a pure stationary state together with the original one, and the noise units pass unperturbed from input to output. This explains the ‘absorber’ terminology, which was originally introduced in the context of continuous-time input-output dynamics [51].

**Lemma 4.1.** *Any given primitive Markov with unitary  $U$  can be extended to a quantum Markov chain including an absorber with unitary  $V$ , such that the doubled-up system has a pure stationary state  $|\tilde{\psi}\rangle \in \mathcal{H}_s \otimes \mathcal{H}_a$  and*

$$W : |\tilde{\psi}\rangle \otimes |\chi\rangle \mapsto |\tilde{\psi}\rangle \otimes |\chi\rangle, \quad W = VU.$$

*In particular, if the initial state of the doubled-up system is  $|\tilde{\psi}\rangle$ , then the  $n$ -steps output state of the doubled-up system is identical to the input state  $|\chi\rangle^{\otimes n}$ .*

*Proof.* Let  $\rho_{ss} = \sum_i \lambda_i |f_i\rangle\langle f_i|$  be the spectral decomposition of the stationary state of the original system with unitary  $U$ . We construct the purification

$$|\tilde{\psi}\rangle = \sum \sqrt{\lambda_i} |f_i\rangle \otimes |f_i\rangle \in \mathcal{H}_s \otimes \mathcal{H}_a$$

which will play the role of stationary state of the extended system. Let  $|\phi\rangle := U|\tilde{\psi}\rangle \otimes |\chi\rangle \in \mathcal{H}_s \otimes \mathcal{H}_a \otimes \mathcal{H}_u$  be the state after applying  $U$ . We therefore look for unitary  $V$  on  $\mathcal{H}_a \otimes \mathcal{H}_u$  (amplified by identity on  $\mathcal{H}_s$ ) such that  $V$  reverts the action of  $U$

$$V : |\phi\rangle \mapsto |\tilde{\psi}\rangle \otimes |\chi\rangle.$$

Since  $\text{Tr}_a(|\tilde{\psi}\rangle\langle\tilde{\psi}|) = \rho_{ss}$  this means that the reduced state of the system after applying  $U$  is still the stationary state, so that

$$|\phi\rangle = \sum_i \sqrt{\lambda_i} |f_i\rangle \otimes |g_i\rangle$$

where  $|g_i\rangle$  are mutually orthogonal unit vectors in  $\mathcal{H}_a \otimes \mathcal{H}_u$ . We now choose a unitary  $V$  such that  $V|g_i\rangle = |f_i\rangle \otimes |\chi\rangle$ , for all  $i$ , which is always possible due to orthogonality. □

## 5 Adaptive measurement algorithm

In this section we describe our adaptive output measurement protocol for estimating an unknown one-dimensional dynamical parameter  $\theta$  of a discrete time quantum Markov chain with unitary  $U_\theta$ , as described in section 3. The protocol has two stages. In the first stage we use a small proportion (e.g.  $\tilde{n} = n^{1-\epsilon}$ , with  $0 < \epsilon \ll 1$ ) of the output units in order to compute a preliminary ‘rough estimator’  $\theta_0$  of the true parameter  $\theta$  by performing a standard sequential measurement. This step is necessary in any quantum estimation problem in which the optimal measurement depends on the unknown parameter [23, 16], and will inform the second stage of the protocol. In the second stage we use  $\theta_0$  to design a sequential measurement which achieves the output QFI at  $\theta = \theta_0$ . Since  $\delta\theta = \theta - \theta_0 = O(n^{-1/2+\epsilon})$  [10], this implies that the procedure is optimal for any parameter

value  $\theta$  for large  $n$ . This stage has two key ingredients (cf. Figure 2): a ‘quantum post-processing’ operation on output units immediately after interacting with the system, followed by an adaptive projective measurement whose basis is computed according to a ‘measurement filter’ algorithm inspired by [61]. We now describe the two steps in detail.

*Quantum post-processing.* After the interaction  $U_\theta$  with the system, the output units interact sequentially with a  $d$ -dimensional ancillary system, cf. Figure 2. The interaction unitary  $V_{\theta_0}$  is chosen such that the ancillary system becomes a coherent quantum absorber for  $\theta = \theta_0$ , cf. section 4. This means that the system plus absorber (s+a) can be regarded as a single open system with a unitary  $W_\theta = V_{\theta_0}U_\theta$  and pure stationary state  $|\psi\rangle \in \mathbb{C}^D$ , with  $D = d^2$ , whose output state is identical to the input. The general estimation problem for  $U_\theta$  has been reduced to a special one for a doubled-up system with unitary  $W_\theta$  which features a pure stationary state at  $\theta = \theta_0$ .

*Adaptive measurement algorithm.* We will assume for simplicity that the initial state of  $s + a$  is the stationary state  $|\psi\rangle$  such that the full (s+a)-output state is  $|\Psi_\theta(n)\rangle = W_\theta(n)|\psi \otimes \chi^{\otimes n}\rangle$  as defined in (4). In principle we could now apply the algorithm described in section 2 to our model to achieve the system-output QFI (noting that postprocessing does not change the system-output QFI). However, this procedure has some drawbacks. Indeed, in order to compute the measurement bases one needs to work with large dimensional spaces which becomes unfeasible in an asymptotic setting. Secondly, it is not clear a priori whether the output units can be measured immediately after the interaction with the system, and whether the measurements depend on the length of the output (sample size). In addition, the procedure requires a final measurement on the system, which may be impractical in the context of input-output dynamics. We will show that all these issues can be addressed by taking into account the Markovian structure of our model, and exploiting the pure stationary state property. Let us denote  $W = W_{\theta_0}$ ,  $\dot{W} = \frac{dW}{d\theta}|_{\theta_0}$  and

$$A_1 = M^{(1)} = \dot{W}|\psi \otimes \chi\rangle\langle\psi \otimes \chi|W^* - W|\psi \otimes \chi\rangle\langle\psi \otimes \chi|\dot{W}^* = \dot{W}P_{\psi \otimes \chi} - P_{\psi \otimes \chi}\dot{W}^*,$$

and

$$B_1 = \text{Tr}_{s+a}A_1 = KP_\chi - P_\chi K^*, \quad \text{with} \quad K = \langle\psi|\dot{W}|\psi\rangle.$$

In Appendix 9 we show that the adaptive measurement of [61] reduces to the following iterative algorithm which is conceptually similar to quantum state filtering [3, 7], and involves individual measurements on the output units immediately after the interaction with the system, and computations with operators on  $\mathbb{C}^D \otimes \mathbb{C}^k$  at each step.

**Initialisation step (j=1).** The first measurement basis  $\{|e_i^{[1]}\rangle\}$  in  $\mathbb{C}^k$  is chosen such that the following conditions are fulfilled:

$$\langle e_i^{[1]}|B_1|e_i^{[1]}\rangle = 0, \quad \text{and} \quad \left|\langle e_i^{[1]}|\chi\rangle\right|^2 = \frac{1}{k}, \quad \text{for all } i = 1 \dots, k.$$

The first noise unit is measured in this basis and the outcome  $X_1 = i_1$  is obtained. The filter at time  $j = 1$  is defined as the (trace zero) s+a operator

$$\Pi_1 = \langle e_{i_1}^{[1]}|A_1|e_{i_1}^{[1]}\rangle.$$

**Iterative step.** The following step is iterated for  $j = 2, \dots, n$ . Given the filter operator  $\Pi_{j-1}$  of the previous step, we define

$$A_j = \frac{1}{D^{j-1}}A_1 + W(\Pi_{j-1} \otimes P_\chi)W^*, \quad B_j = \text{Tr}_{s+a}A_j$$

The  $j$ -th measurement basis  $\{|e_i^{[j]}\rangle\}$  is chosen to fulfill the conditions

$$\langle e_i^{[j]}|B_j|e_i^{[j]}\rangle = 0, \quad \text{and} \quad \left|\langle e_i^{[j]}|\chi\rangle\right|^2 = \frac{1}{k}, \quad \text{for all } i = 1, \dots, k. \quad (7)$$

We measure the  $j$ -th noise unit in the basis  $\{|e_i^{[j]}\rangle\}$  and obtain the result  $X_j = i_j$ . The filter at time  $j$  is updated to

$$\Pi_j = \langle e_{i_j}^{[j]}|A_j|e_{i_j}^{[j]}\rangle.$$



**Final s+a measurement.** This is an optional step which involves a final joint measurement on system and absorber. The basis  $\{|e_i^{[s+a]}\rangle\}_{i=1}^D$  is determined by the following conditions

$$\langle e_i^{[s+a]} | \Pi_n | e_i^{[s+a]} \rangle = 0, \quad p(i|i_1, \dots, i_n) = |\langle e_i^{[s+a]} | \psi \rangle|^2 = 1/D.$$

The system and absorber is measured in this basis and the outcome  $X = i_0$  is obtained.

The output measurement record  $\{i_1, \dots, i_n, i_0\}$  is collected and used for estimating the parameter  $\theta$ . The likelihood function is given by

$$p_\theta(i_1, \dots, i_n, i_0) = \left| \langle e_{i_0}^{[s+a]} \otimes e_{i_1}^{[1]} \otimes \dots \otimes e_{i_n}^{[n]} | \Psi_\theta(n) \rangle \right|^2. \quad (8)$$

For later use, we denote by  $p_\theta(i_1, \dots, i_n)$  the marginal distribution of the output measurement record only.

## 6 Fisher informations considerations

In this section we investigate the relationship between the classical Fisher information (CFI) of the output adaptive measurement process and the system-output QFI. We prove that both scale with the same rate and the latter may be larger than the former by at most a constant, independent of time.

We also provide an expression of the CFI of sequential (adaptive or standard) output measurements, which is amenable to estimation by sampling. This tool will be used to confirm the optimality of our adaptive algorithm in numerical simulations.

### 6.1 Achievability of the QFI with adaptive output measurements

The adaptive measurement scheme described in section 5 insures the CFI of the full measurement (output and s+a) is equal to the QFI of the full pure state model. However, in certain physical implementations the system may not be accessible for measurements, so the more interesting scenario is that in which only the output state is measured. In this case the CFI will generally be strictly smaller than the QFI, and the question is whether by measuring only the output we incur a significant loss of information. In proposition 6.1 we show that this is not the case: the difference between the QFI and the output CFI is bounded by a constant, so for large times the loss of information is negligible compared to both QFI and output CFI, which scale linearly with time. In section 7 we will illustrate the result on a specific model.

**Proposition 6.1.** *Consider the setup described in section 5, and let  $F(n)$  be the system-absorber-output QFI, and  $I^{(o)}(n)$  be the output CFI for the optimal adaptive measurement, at  $\theta = \theta_0$ . Then  $F(n) - I^{(o)}(n) < c$  for all  $n$  where  $c$  is a constant depending only on the model  $U_\theta$ . Consequently,*

$$\lim_{n \rightarrow \infty} \frac{1}{n} I^{(o)}(n) = \lim_{n \rightarrow \infty} \frac{1}{n} F(n) = f > 0$$

where  $f = f_{\theta_0}$  is the QFI rate (6).

### 6.2 Computing the classical Fisher information of the output

The classical Fisher information of the output measurement process at  $\theta_0$  is

$$I^{(o)}(n) = \mathbb{E}_{\theta_0} \left( \frac{d \log p_\theta}{d\theta} \right)^2 = \sum_{i_1, \dots, i_n} p_{\theta_0}(i_1, \dots, i_n)^{-1} \left( \frac{dp_\theta(i_1, \dots, i_n)}{d\theta} \Big|_{\theta_0} \right)^2$$

where the sum runs over indices such that  $p_\theta(i_1, \dots, i_n) > 0$ . In general

$$I^{(o)}(n) \leq F^{(o)}(n) \leq F^{(s+o)}(n)$$

where the successive upper bounds are output and system-output QFIs respectively.

In our simulation study we will be interested to study to what extent these bounds are saturated in the adaptive and non-adaptive scenarios, and in particular, to verify the prediction of Proposition 6.1. Since the classical Fisher information is difficult to compute for long trajectories, we will recast it as an expectation which can be estimated by sampling measurement trajectories. In Lemma 6.2 below, we will use the fact that at  $\theta = \theta_0$  the vector  $|\psi\rangle$  is the stationary state, and therefore  $K_i^{[j]}|\psi\rangle = c_i^{[j]}|\psi\rangle$  for *any* Kraus decomposition  $K_i^{[j]} = \langle e_j^{[i]}|W|\chi\rangle$  (for simplicity we use the same notation for s+a Kraus operators as in section 3). The proof of Lemma 6.2 can be found in Appendix 11.

**Lemma 6.2.** *Consider the setup described in section 5. The output CFI at  $\theta = \theta_0$  is given by*

$$I^{(o)}(n) = \mathbb{E}_{\theta_0}(f^2) = \sum_{i_1, \dots, i_n} p_{\theta_0}(i_1, \dots, i_n) f^2(i_1, \dots, i_n) \quad (9)$$

where  $f$  is the function

$$f(i_1, \dots, i_n) = 2\text{Re} \sum_{j=1}^n \frac{\langle \psi | K_{i_n}^{[n]} \dots K_{i_{j+1}}^{[j+1]} \dot{K}_{i_j}^{[j]} | \psi \rangle}{c_{i_j}^{[j]} \dots c_{i_n}^{[n]}}$$

In particular,  $I^{(o)}(n)$  can be estimated by computing the empirical average of  $f^2$  over sampled trajectories.

We now consider the case where a (projective) measurement  $\{P_i^{(s+a)}\}$  is performed on s+a, after obtaining the output measurement record  $(i_1, \dots, i_n)$ . We denote the additional outcome by  $i_0$ . The CFI of the full process is

$$I^{(s+a+o)}(n) = \mathbb{E}_{\theta_0} \left( \left. \frac{d \log p_\theta}{d\theta} \right|_{\theta_0} \right)^2$$

where

$$p_\theta(i_1, \dots, i_n, i_0) = \left\| P_{i_0}^{(s+a)} K_{i_n}^{[n]} \dots K_{i_1}^{[1]} \psi \right\|^2$$

is the likelihood function of a trajectory augmented by the system measurement outcome  $i_0$ . The relevant upper bound in this case is

$$I^{(s+a+o)}(n) \leq F^{(s+a+o)}(n) = F^{(s+o)}(n). \quad (10)$$

A similar computation to that of Lemma 6.2 gives the system-output classical Fisher information

$$I^{(s+a+o)}(n) = \mathbb{E}_{\theta_0}(\tilde{f}^2)$$

where  $\tilde{f}$  is the function

$$\tilde{f}(i_1, \dots, i_n, i_0) = 2D \text{Re} \sum_{j=1}^n \frac{\langle \psi | P_{i_0}^{(s)} K_{i_n}^{[n]} \dots K_{i_{j+1}}^{[j+1]} \dot{K}_{i_j}^{[j]} | \psi \rangle}{c_{i_j}^{[j]} \dots c_{i_n}^{[n]}}$$

For fixed (non-adaptive) measurements, the bound (10) is generally not saturated except for special models (e.g. if the state coefficients in the measurement basis are real for all  $\theta$ ). In contrast, the system-absorber-output classical Fisher information for adaptive measurements is equal to the QFI

$$I_{\theta_0}^{(s+a+o)}(n) = F_{\theta_0}^{(s+o)}(n)$$

thanks to the optimality of the adaptive measurement procedure. This is confirmed by our simulation study which also investigates the performance of the fixed measurement scenario.

## 7 Numerical simulations

We now test the key properties of the adaptive measurement scheme developed in section 5. For reasons outlined below we do this with a simplified Markov model and leave a comprehensive numerical study for a future work. The first simplification is that we will bypass stage-one of the scheme (computing a rough estimator  $\theta_0$ ) and simulate data at  $\theta = \theta_0$ . This allows us to directly study the performance of the algorithm itself (stage two), rather than that of the combination of the two stages. The second simplification is that we choose a system which has a pure stationary state at  $\theta_0$ ; this means that no absorber is required, so the system can be seen as a surrogate for the system+absorber in the general scheme. The reason for this is mainly practical, as it allows us to use a two-dimensional system while a system-absorber would have dimension at least four.

The model consists of a two-dimensional system coupled via a unitary  $U_\theta$  to two dimensional noise units in state  $|\chi\rangle = |0\rangle$ . The input state and the unitary are designed such that the stationary state at  $\theta_0 = 0$  is  $|\psi\rangle = |0\rangle$ . Since the input is prepared in a fixed state, we only need to define the action of  $U_\theta$  on the basis vectors  $|0\rangle \otimes |0\rangle$  and  $|1\rangle \otimes |0\rangle$ . The following choice has unknown parameter  $\theta$  and two known parameters  $\lambda$  and  $\phi$

$$\begin{aligned} U_\theta : |00\rangle &\longrightarrow \cos(\theta)\sqrt{1-\theta^2}|00\rangle + i\sin(\theta)\sqrt{1-\theta^2}|10\rangle + \theta|11\rangle, \\ U_\theta : |10\rangle &\longrightarrow i\sin(\theta)\sqrt{1-\lambda}|00\rangle + \cos(\theta)\sqrt{1-\lambda}|10\rangle + \sqrt{\lambda}e^{i\phi}|01\rangle. \end{aligned} \quad (11)$$

A non-zero value of the phase parameter  $\phi$  insures that the system-output state does not have real coefficients in the standard basis, in which case the standard basis measurement would be optimal. Note that at  $\theta_0$  the dynamics provides a simple model for ‘photon-decay’ with decay parameter  $\lambda$ .

We compare two measurements scenarios. In the first, non-adaptive scenario, the noise units are measured in a fixed orthonormal basis  $\{|f_0\rangle = (|0\rangle + |1\rangle)/\sqrt{2}, |f_1\rangle = (|0\rangle - |1\rangle)/\sqrt{2}\}$  while in the second scenario they are measured adaptively following the algorithm described in section 5. In both cases, given the measurement record  $\{i_1, \dots, i_n\} \in \{0, 1\}^n$ , the conditional state of the system is

$$|\psi_n(i_1, \dots, i_n)\rangle = \frac{K_{i_n}^{[n]} \dots K_{i_1}^{[1]} |\psi\rangle}{\|K_{i_n}^{[n]} \dots K_{i_1}^{[1]} \psi\|} \quad (12)$$

where the Kraus operators are  $\{K_0 = \langle f_0|U|\chi\rangle, K_1 = \langle f_1|U|\chi\rangle\}$  in the first scenario, and  $K_i^{[j]} = \langle e_i^{[j]}|U|\chi\rangle$  in the second one. The likelihood of the output measurement trajectory is

$$p_\theta(i_1, \dots, i_n) = \|K_{i_n}^{[n]} \dots K_{i_1}^{[1]} \psi\|^2. \quad (13)$$

For two dimensional noise units, the computation of the measurement basis at each step reduces to the following scheme. We express the traceless, anti-Hermitian matrix  $B_j$  defined in section 5 as  $B_j = i\vec{r}^{[j]} \cdot \vec{\sigma}$  where  $\vec{r}^{[j]} = (r_x^{[j]}, r_y^{[j]}, 0)$  is its Bloch vector, and similarly, we let  $\pm\vec{s}^{[j]}$  be the Bloch vectors of the basis vectors  $\{|e_1^{[j]}\rangle, |e_2^{[j]}\rangle\}$  satisfying the conditions (7). Then one finds that  $\vec{s}^{[j]}$  can be taken to be  $\vec{s}^{[j]} = (r_y^{[j]}, -r_x^{[j]}, 0)$ .

Finally, we study the scenario in which the system of interest is measured after obtaining the output trajectory. In this case the algorithm guarantees that the classical Fisher information of the full measurement record is equal to the QFI of the system-output state. This claim is verified numerically by comparing the estimated classical Fisher information with the explicit expression of the QFI computed in section 7.1

### 7.1 The system-output quantum Fisher information

To verify the optimality of our adaptive measurement strategy we will compare the *classical* Fisher information computed in section 6.2 with the *quantum* Fisher information of the system-output state. As shown in Theorem 3.1, the system-output QFI scales linearly with time, i.e.

$$F_\theta^{(s+o)}(n) = nf_\theta + o(n)$$

where the QFI rate is given by the equation (6) and the  $o(n)$  term depends on the specific system parameters. Applying this to our model we obtain

$$f_{\theta_0} = \frac{8}{1 - \sqrt{1 - \lambda}}. \quad (14)$$

However, it turns out that for this specific model the QFI can be computed explicitly for *any* fixed  $n$ . The proofs of (14) and of the following lemma can be found in Appendix 12.

**Lemma 7.1.** *The system-output QFI at  $\theta = \theta_0$  is given by the formula*

$$F_{\theta}^{(s+o)}(n) = \frac{8n}{1-a} + 4 \left[ \frac{2(a^2 - a^n)}{(1-a)^2} - 2 \frac{b^2(a - a^n)}{(1-a)^3} + \frac{2(a^2 - a^{2n})}{b^2} \right] \quad (15)$$

where  $a = \sqrt{1 - \lambda}$  and  $b = \sqrt{\lambda}$ . In particular, the leading term in  $n$  is given by (14) while the remaining terms are bounded.

## 7.2 Simulation studies

The first simulation study focuses on the comparison between the different notions of Fisher information: the system-output QFI, the CFI of the output trajectory in the non-adapted and adapted scenarios, and the CFI of the system-output measurement process in the adapted measurement scenario. The QFI is computed using the formula in Lemma 7.1 while the CFIs are estimated by sampling using the expression in Lemma 6.2.

The results are illustrated in Figure 3 where the different informations are plotted as a function of time (trajectory length)  $n$ , for  $\lambda = 0.8, \phi = \pi/4$ . The simulation confirms the fact that the adaptive algorithm achieves the QFI when the system is measured together with the output, while the CFI of the output trajectory (without measuring the system) provides a close approximation which only differs by a constant factor. In contrast, the CFI of the standard measurement has a smaller rate of increase; additional numerical work shows that the CFI rate can be improved by optimising the basis of the standard measurement but it does not achieve the QFI.

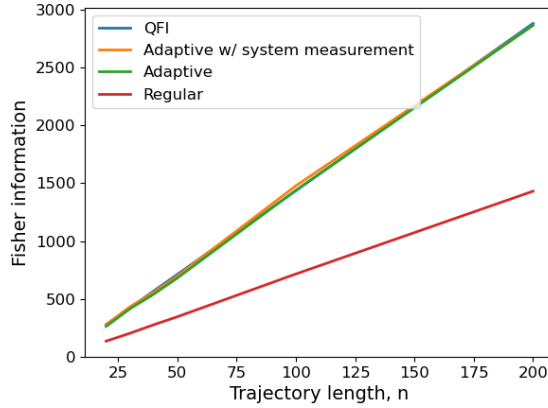


Figure 3: Fisher informations as function of output length  $n$ : quantum Fisher information (blue), classical Fisher information for the adaptive measurement with/without system measurement (orange/green), classical Fisher information for a regular (non-adaptive) measurement.

The second simulation study focuses on the ‘measurement trajectory’, i.e. the sequence of measurement settings produced in the adaptive measurement scenario. Since all measurement bases consist of vectors in the equatorial plane on the Bloch sphere, one can parametrise each basis by the polar coordinate  $\varphi$  of the basis vector  $(|0\rangle \pm e^{i\varphi}|1\rangle)/\sqrt{2}$  for which  $\varphi$  belongs to a specified interval of length  $\pi$ . This is illustrated in the left panel of Figure 4. This parametrisation has the disadvantage that it does not reproduce the topology of the space of measurements which is that

of a circle, leading to some jumps in measurement angles appearing to be larger than the actual ‘distance’ between measurement bases. To remedy this, in the right panel of Figure 4 we plot  $2\phi$  on circles of radius increasing linearly with time. We note that the initial steps of the trajectory

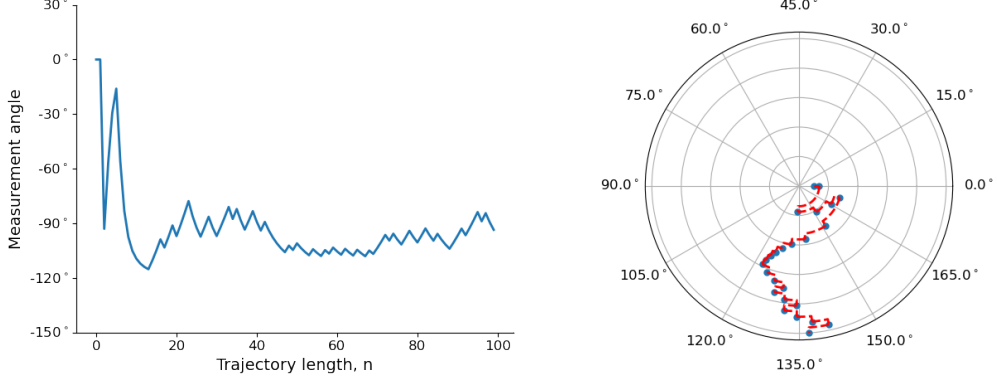


Figure 4: Adaptive measurement trajectory with basis angle  $\phi$  on left and  $2\phi$  plotted on the circle on the right.

show large variations which then ‘stabilise’ around a certain range of values. This has to do with the fact that the initial angle can be chosen arbitrarily in this model as  $B_1 = 0$ , cf. section 5. Understanding the nature of this stochastic process remains an interesting topic of future research.

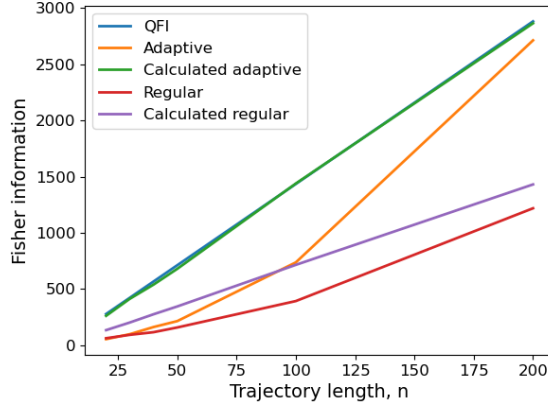


Figure 5: QFI (blue), CFI of adapted measurement (green) CFI of the standard measurement (purple), inverse MLE error for adapted measurement (orange) and for standard measurement (red), as function of trajectory length at  $\lambda = 0.8, \varphi = \pi/4$ .

The third simulation study concerns the performance of the maximum likelihood estimator (MLE) in an adapted and non-adapted output measurement scenarios. The MLE is defined by

$$\hat{\theta}_n := \arg \max_{\tau} p_{\tau}(i_1, \dots, i_n).$$

where the likelihood  $p_{\tau}(i_1, \dots, i_n)$  is computed as in equation (13). In numerics, we maximise the log-likelihood function which can be computed as the sum

$$\log p_{\tau}(i_1, \dots, i_n) = \sum_{j=1}^n \log \|K_{i_j}^{[j]} \psi(i_1, \dots, i_{j-1})\|^2$$

where  $\psi(i_1, \dots, i_{j-1})$  is the system’s state conditional on the output trajectory (filter), cf. equation (12). The MLE accuracy is quantified by the mean square error (MSE)  $E(n) = \mathbb{E}_{\theta}(\hat{\theta}_n - \theta)^2$ ,

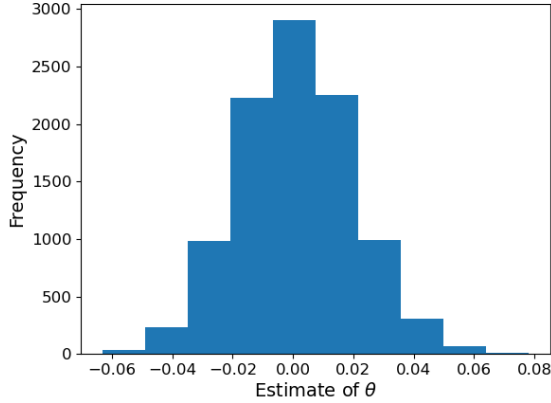


Figure 6: Histogram of the MLE distribution in the adaptive measurement scenario, with  $n = 200$ ,  $\theta = 0$  and 10000 samples, at  $\lambda = 0.8$ ,  $\varphi = \pi/4$ .

which is estimated empirically by averaging over a number of simulations runs to obtain  $\hat{E}(n)$ . To verify that the MSE scales as  $n^{-1}$  we plot the inverse empirical error  $\hat{E}^{-1}(n)$  as a function of time. Figure 5 shows the inverse error for the adaptive and non-adaptive measurements together with the QFI (which is equal to the CFI of the adaptive measurement) and the CFI of the non-adaptive measurement. We note that for small values of  $n$  the inverse error is significantly lower than the corresponding Fisher information, but it approaches the latter for larger values of  $n$ . This suggests that the MLE achieves the Cramér-Rao bound asymptotically, which is not surprising since the MLE is known to be asymptotically optimal for independent samples as well as for certain classes of hidden Markov chains [36, 6]. However, proving its optimality for the adaptive measurement process remains an open problem. In addition to the mean square error, we looked at the distribution of the MLE. Figure 6 shows a histogram of the MLE based on  $N = 10000$  simulations with  $n = 200$ , and it indicates that the MLE is approximately normally distributed. Based on this, it is reasonable to conjecture that the MLE is an *efficient estimator* [36, 6] (i.e. has asymptotically normal distribution with variance equal to the inverse of the Fisher information).

## 8 Conclusions and Outlook

In this paper we developed an efficient iterative algorithm for optimal estimation of dynamical parameters of a discrete quantum Markov chain, using adaptive sequential measurements on the output. The algorithm builds on the general measurement scheme of [61] which achieves the quantum Fisher information for pure state models of multipartite systems with one dimensional unknown parameters. However, unlike the scheme [61] which requires manipulations involving the full multipartite state, the proposed algorithm only involves computations on  $d^2 \cdot k$ -dimensional systems where  $d$  and  $k$  are the dimensions of the open system and noise unit respectively. Therefore, the method can be readily applied to Markov parameter estimation for large output sizes. The algorithm exploits the Markovian structure of the dynamics to sequentially compute optimal measurement bases in terms of a single time-dependent ‘measurement filter’ operator, which is updated in a way that is reminiscent of a state filter. One of the key ingredients of the proposed scheme is the use of a coherent quantum absorber [51] which reduces the estimation problem to one concerning a system with a pure stationary state. We considered both output and output-system measurements scenarios and we showed that while the former achieve the full quantum Fisher information, the latter is short of this by just a fixed constant, and in particular both have the same scaling with time. Our theoretical results are confirmed by numerical simulations using a simplified model related to the amplitude decay channel.

Our discrete-time procedure raises interesting questions about the possibility to design realistic optimal sequential measurements in continuous-time dynamics. In principle the scheme can be applied to continuous time by using time-discretisation techniques [44, 37]. Although we



did not treat this in detail here, we can readily make several observations in the special case of a single Bosonic I-O channel. For small enough time intervals  $\delta t$ , the field can be approximated by a noise unit  $\mathbb{C}^2$  with basis vectors representing the vacuum and a one-photon state respectively. The proposed measurements consist of projections whose corresponding Bloch vectors are in the equatorial plane; loosely speaking, this corresponds to an adaptive homodyne measurement with a time-dependent angle. Our preliminary investigations indicate that the behavior of the time-dependent angle ranges from deterministic evolution to a noisy stochastic process which does not appear to be of diffusive type. This raises the question whether the remaining freedom in choosing the measurement bases can be used to improve the adaptive algorithm and produce a more regular measurement processes. Indeed, the second defining condition for the measurement vectors can be relaxed, allowing for more general classes of optimal measurements, which may be more suitable for continuous-time direction. This will be the topic of a future investigation.

From a theoretical viewpoint, it is important to understand the mathematical properties of the stochastic processes introduced here, the adaptive measurement and the measurement trajectory. Finally, it is intriguing to consider to what extent the proposed method can be adapted to multi-parameter estimation and to general (time-dependent) matrix product states as opposed to stationary output states of Markov processes.

**Acknowledgements:** MG was supported by the EPSRC grant EP/T022140/1.

## References

- [1] F. Albarelli, M. A. C. Rossi, M. G. A. Paris, and M. G. Genoni. Ultimate limits for quantum magnetometry via time-continuous measurements. *New J. Phys.*, 19:123011, 2017.
- [2] F. Albarelli, M. A. C. Rossi, D. Tamascelli, and M. G. Genoni. Restoring heisenberg scaling in noisy quantum metrology by monitoring the environment. *Quantum*, 2:110, 2018.
- [3] V. P. Belavkin. Nondemolition principle of quantum measurement theory. *Found. Phys.*, 24:685–714, 1994.
- [4] F. Benatti, S. Alipour, and A. T. Rezakhani. Dissipative quantum metrology in manybody systems of identical particles. *New J. Phys.*, 16:015023, 2014.
- [5] D. W. Berry and H. M. Wiseman. Adaptive quantum measurements of a continuously varying phase. *Phys. Rev. A*, 65:043803, 2002.
- [6] P. J. Bickel, Y. Ritov, and T. Rydén. Asymptotic normality of the maximum likelihood estimator for general hidden markov models. *Ann. Statist.*, 26:1614–1635, 1998.
- [7] L. Bouten, R. van Handel, and M. R. James. An introduction to quantum filtering. *SIAM J. Control Optim.*, 46:2199–2241, 2007.
- [8] Samuel L. Braunstein and Carlton M. Caves. Statistical distance and the geometry of quantum states. *Phys. Rev. Lett.*, 72(22):3439–3443, May 1994.
- [9] H. J. Carmichael. *H.J. Carmichael, An Open Systems Approach to Quantum Optics*. (Springer-Verlag, Berlin, 1993.
- [10] C. Catana, L. Bouten, and M. Guta. Fisher informations and local asymptotic normality for continuous-time quantum markov processes. *Journal of Physics A: Mathematical and Theoretical*, 48:365301, 2015.
- [11] B. Chase and J. M. Geremia. Single-shot parameter estimation via continuous quantum measurement. *Phys. Rev. A*, 79:022314, 2009.
- [12] J. Combes, J. Kerckhoff, and M. Sarovar. The SLH framework for modeling quantum input-output networks. *Adv. Phys. X*, 2(784), 2017.
- [13] Jean Dalibard, Yvan Castin, and Klaus Mølmer. Wave-function approach to dissipative processes in quantum optics. *Phys. Rev. Lett.*, 68:580–583, 1992.
- [14] R. Demkowicz-Dobrzanski, J. Czakowski, and P. Sekatski. Adaptive quantum metrology under general markovian noise. *Phys. Rev. X*, 7:041009, 2017.

- [15] R. Demkowicz-Dobrzański and M. Guta. The elusive heisenberg limit in quantum-enhanced metrology. *Nature Communications*, 3:1063, 2012.
- [16] Rafał Demkowicz-Dobrzański, Wojciech Górecki, and Mădălin Guță. Multi-parameter estimation beyond quantum fisher information. *Journal of Physics A: Mathematical and Theoretical*, 53:363001, 2020.
- [17] B. Escher, R. de Matos Filho, and L. Davidovich. General framework for estimating the ultimate precision limit in noisy quantum-enhanced metrology. *Nature Phys.*, 7:406–411, 2011.
- [18] J. Gambetta and H. M. Wiseman. State and dynamical parameter estimation for open quantum systems. *Phys. Rev. A*, 64:042105, 2001.
- [19] S. Gammelmark and K. Mølmer. Bayesian parameter inference from continuously monitored quantum systems. *Phys. Rev. A*, 87:032115, 2013.
- [20] S. Gammelmark and K. Mølmer. Fisher information and the quantum cramer-rao sensitivity limit of continuous measurements. *Phys. Rev. Lett.*, 112:170401, 2014.
- [21] C. W. Gardiner and P. Zoller. *Quantum Noise: A Handbook of Markovian and Non-Markovian Quantum Stochastic Methods with Applications to Quantum Optics*. Springer-Verlag, Berlin and New York, 3 edition, 2004.
- [22] Marco G. Genoni. Cramér-rao bound for time-continuous measurements in linear gaussian quantum systems. *Phys. Rev. A*, 95:012116, 2017.
- [23] Richard D. Gill and Serge Massar. State estimation for large ensembles. *Phys. Rev. A*, 61:042312, Mar 2000.
- [24] J. Gough and M. R. James. The series product and its application to quantum feedforward and feedback networks. *IEEE Trans. Automat. Control*, 54(11):2530–2544, 2009.
- [25] M. Guță and J. Kiukas. Information geometry and local asymptotic normality for multi-parameter estimation of quantum markov dynamics. *J. Math. Phys.*, 58(052201):052201, 2017.
- [26] M. Guță and N. Yamamoto. System identification for passive linear quantum systems. *IEEE Trans. Automat. Contr.*, 61(4):921–936, 2016.
- [27] Ivonne Guevara and Howard Wiseman. Quantum state smoothing. *Phys. Rev. Lett.*, 115:180407, 2015.
- [28] M. Guta. Fisher information and asymptotic normality in system identification for quantum markov chains. *Physical Review A*, 83, 2011.
- [29] M. Guta and J. Kiukas. Equivalence classes and local asymptotic normality in system identification for quantum markov chains. *Communications in Mathematical Physics*, 335(3):1397–1428, 2014.
- [30] C. W. Helstrom. *Quantum detection and estimation theory*. Academic press, 1976.
- [31] A. S. Holevo. *Probabilistic and Statistical Aspects of Quantum Theory*. North Holland, Amsterdam, 1982.
- [32] S. F. Huelga, C. Macchiavello, T. Pellizzari, A. K. Ekert, M. B. Plenio, and J. I. Cirac. Improvement of frequency standards with quantum entanglement. *Phys. Rev. Lett.*, 79:3865–3868, 1997.
- [33] A. H. Kiilerich and K. Mølmer. Bayesian parameter estimation by continuous homodyne detection. *Phys. Rev. A*, 94:032103, 2016.
- [34] Alexander Holm Kiilerich and Klaus Mølmer. Estimation of atomic interaction parameters by photon counting. *Phys. Rev. A*, 89:052110, 2014.
- [35] J. Kiukas and M. Guta. in preparation. 2022.
- [36] E. L. Lehmann and G. Casella. *Theory of point estimation*. Springer, 1998.

- [37] I. Lesanovsky, M. van Horssen, M. Guta, and J. P. Garrahan. Characterization of dynamical phase transitions in quantum jump trajectories beyond the properties of the stationary state. *Phys. Rev. Lett.*, 110:150401, 2013.
- [38] M. Levitt, M. Guță, and H. I. Nurdin. Power spectrum identification for quantum linear systems. *Automatica*, 90:255–262, 2018.
- [39] Matthew Levitt and M. Guta. Identification of single-input–single-output quantum linear systems. *Phys. Rev. A*, 95:033825, 2017.
- [40] L. Ljung. *System Identification: Theory for the User*. Prentice-Hall, 2 edition, 1999.
- [41] H. Mabuchi. Dynamical identification of open quantum systems. *Quantum Semiclass. Opt.*, 8:1103, 1996.
- [42] Katarzyna Macieszczak, Mădălin Guță, Igor Lesanovsky, and Juan P. Garrahan. Dynamical phase transitions as a resource for quantum enhanced metrology. *Physical Review A*, 93(2), Feb 2016.
- [43] A. Negretti and K. Molmer. Estimation of classical parameters via continuous probing of complementary quantum observables. *New J. Phys.*, 15:125002, 2013.
- [44] Tobias J. Osborne, Jens Eisert, and Frank Verstraete. Holographic quantum states. *Phys. Rev. Lett.*, 105:260401, 2010.
- [45] Martin B. Plenio and Susana F. Huelga. Sensing in the presence of an observed environment. *Phys. Rev. A*, 93:032123, 2016.
- [46] D. T. Pope, H. M. Wiseman, and N. K. Langford. Adaptive phase estimation is more accurate than nonadaptive phase estimation for continuous beams of light. *Phys. Rev. A*, 70:043812, 2004.
- [47] Jason F. Ralph, Kurt Jacobs, and Charles D. Hill. Frequency tracking and parameter estimation for robust quantum state estimation. *Phys. Rev. A*, 84:052119, 2011.
- [48] Jason F. Ralph, Simon Maskell, and Kurt Jacobs. Multiparameter estimation along quantum trajectories with sequential monte carlo methods. *Phys. Rev. A*, 96:052306, 2017.
- [49] P. Six, Ph. Campagne-Ibarcq, L. Bretheau, B. Huard, and P. Rouchon. Parameter estimation from measurements along quantum trajectories. In *2015 54th IEEE Conference on Decision and Control (CDC)*, pages 7742–7748, 2015.
- [50] Andrea Smirne, J. Kolodynski, S. F. Huelga, and R. Demkowicz-Dobrzanski. Ultimate precision limits for noisy frequency estimation. *Phys. Rev. Lett.*, 116:120801, 2016.
- [51] K. Stannigel, P. Rabl, and P. Zoller. Driven-dissipative preparation of entangled states in cascaded quantum-optical networks. *New J. Phys.*, 12:063014, 2012.
- [52] M. Tsang. Time-symmetric quantum theory of smoothing. *Phys. Rev. Lett.*, 102:250403, 2009.
- [53] M. Tsang and R. Nair. Fundamental quantum limits to waveform detection. *Phys. Rev. A*, 86:042115, 2012.
- [54] M. Tsang, H. M. Wiseman, and C. Caves. Fundamental quantum limit to waveform estimation. *Phys. Rev. Lett.*, 106:090401, 2011.
- [55] Mankei Tsang. Optimal waveform estimation for classical and quantum systems via time-symmetric smoothing. *Phys. Rev. A*, 80:033840, 2009.
- [56] Mankei Tsang. Optimal waveform estimation for classical and quantum systems via time-symmetric smoothing. ii. applications to atomic magnetometry and hardy’s paradox. *Phys. Rev. A*, 81:013824, 2010.
- [57] H. M. Wiseman and G. J. Milburn. Quantum theory of field-quadrature measurements. *Phys. Rev. A*, 47:642–662, 1993.
- [58] H. M. Wiseman and G. J. Milburn. *Quantum Measurement and Control*. Cambridge University Press, 2010.
- [59] Cheng Zhang, Kai Zhou, Wei Feng, and Xin-Qi Li. Estimation of parameters in circuit qed by continuous quantum measurement. *Phys. Rev. A*, 99:022114, 2019.

- [60] S. Zhou, M. Zhang, J. Preskill, and L. Jiang. Achieving the heisenberg limit in quantum metrology using quantum error correction. *Nature Communications*, 78:78, 2018.
- [61] S. Zhou, C.-L. Zou, and L. Jiang. Saturating the quantum cramer-rao bound using locc. *Quantum Sci. Technol.*, 5:025005, 2020.

## 9 Appendix: Derivation of the measurement filter

We start by applying the algorithm [61] to our estimation problem. The natural setup is to measure the noise units in the order in which they emerge in the output, followed by a final measurement on the system+absorber. For simplicity we refer to the latter as the system. We start by defining

$$M^{(n)} := |\Psi(n)\rangle \langle \dot{\Psi}(n)| - |\dot{\Psi}(n)\rangle \langle \Psi(n)|. \quad (16)$$

where the index  $n$  keeps track of the output length. In this section we will use the label 0 for the system, and  $1, \dots, n$  for the noise units of the output. The algorithm prescribes measurement bases  $\{|e_i^{[l]}\rangle\}_{i=1}^k$  for each of the output units  $l = 1, \dots, n$  in an adaptive, sequential fashion. The first basis satisfies the equations

$$\langle e_i^{[1]} | M_1^{(n)} | e_i^{[1]} \rangle = 0 \quad \text{and} \quad \left| \langle e_i^{[1]} | \chi \rangle \right|^2 = \frac{1}{d}, \quad \text{for all } i.$$

where  $M_1^{(n)} = \text{Tr}_{0,2,\dots,n} M^{(n)}$ . The second equality follows from the fact that at  $\theta_0$  we have  $|\Psi(n)\rangle = |\psi \otimes \chi^{\otimes n}\rangle$ . The next basis depends on the outcome  $i_1$  of the first measurement and satisfies the constraints

$$\langle e_i^{[2]} | M_2^{(n)}(i_1) | e_i^{[2]} \rangle = 0 \quad \text{and} \quad \left| \langle e_i^{[2]} | \chi \rangle \right|^2 = \frac{1}{d}, \quad \text{for all } i$$

where

$$M_2^{(n)}(i_1) = \text{Tr}_{0,3,\dots,n} \langle e_{i_1}^{[1]} | M^{(n)} | e_{i_1}^{[1]} \rangle.$$

Assuming the first  $j < n$  units have been measured and a measurement record  $\underline{i}_j := \{i_1, \dots, i_j\}$  has been obtained, we denote

$$M^{(n)}(\underline{i}_j) := \langle e_{i_1}^{[1]} \otimes e_{i_2}^{[2]} \otimes \dots \otimes e_{i_j}^{[j]} | M^{(n)} | e_{i_1}^{[1]} \otimes e_{i_2}^{[2]} \otimes \dots \otimes e_{i_j}^{[j]} \rangle, \quad M_{j+1}^{(n)}(\underline{i}_j) := \text{Tr}_{0,j+2,\dots,n} M^{(n)}(\underline{i}_j).$$

The measurement basis  $\{|e_i^{[j+1]}(\underline{i}_j)\rangle\}$  for unit  $j+1$  is then obtained by solving the constraints

$$\langle e_i^{[j+1]}(\underline{i}_j) | M_{j+1}^{(n)}(\underline{i}_j) | e_i^{[j+1]}(\underline{i}_j) \rangle = 0 \quad \text{and} \quad \left| \langle e_i^{[j+1]}(\underline{i}_j) | \chi \rangle \right|^2 = \frac{1}{D}, \quad \text{for all } i.$$

The last step consists of measuring the system using the same procedure as for the output units.

A priori, the procedure depends on the size  $n$  of the output. The following lemma shows that the optimal bases obtained for different output sizes coincide.

**Lemma 9.1.** *Let  $j, n$  be two output lengths with  $j < n$  and consider applying the above procedure to the corresponding states  $|\Psi^{(j)}\rangle$  and respectively  $|\Psi^{(n)}\rangle$ . The optimal measurement bases  $\{|e_i^{[k]}\rangle\}$  for the units  $k = 1, \dots, j$  satisfy the same constraints and can be chosen to be the same. In addition we have*

$$M_j^{(n)}(\underline{i}_{j-1}) = M_j^{(j)}(\underline{i}_{j-1}).$$

*Proof.* Recall that  $|\Psi(n)\rangle = W^{(n)} \dots W^{(1)} |\psi \otimes \chi^{\otimes n}\rangle$ , and let us denote

$$P(n) := |\psi \otimes \chi^{\otimes n}\rangle \langle \psi \otimes \chi^{\otimes n}| = |\Psi_{\theta_0}(n)\rangle \langle \Psi_{\theta_0}(n)|.$$

Then

$$|\dot{\Psi}(n)\rangle = \sum_{i=1}^n W^{(n)} \dots \dot{W}^{(i)} \dots W^{(1)} |\psi \otimes \chi^{\otimes n}\rangle = \sum_{i=1}^n W^{(n)} \dots \dot{W}^{(i)} |\psi \otimes \chi^{\otimes n}\rangle$$

where we used the fact that  $W$  leaves  $|\psi \otimes \chi\rangle$  invariant.

We first show that the matrix  $M_1^{(n)}$  does not depend on  $n$ , and therefore the first measurement basis does not depend on the length of the output.

$$\begin{aligned}
M_1^{(n)} &= \text{Tr}_{0,2,\dots,n} [M^{(n)}] = \sum_i \text{Tr}_{0,2,\dots,n} \left[ W^{(n)} \dots W^{(i)} \dots W^{(1)} P(n) W^{(1)*} \dots \dot{W}^{(i)*} \dots W^{(n)*} - c.c \right] \\
&= \sum_i \text{Tr}_{0,2,\dots,n} \left[ W^{(n)} \dots W^{(i)} P(n) \dot{W}^{(i)*} \dots W^{(n)*} - c.c \right] \\
&= \sum_i \text{Tr}_{0,2,\dots,n} \left[ W^{(i)} P(n) \dot{W}^{(i)*} - c.c \right] \\
&= \text{Tr}_0 \left[ W^{(1)} P(1) \dot{W}^{(1)*} - c.c \right] + \sum_{i=2} \text{Tr}_{0,2,\dots,n} \left[ W^{(i)} P(n) \dot{W}^{(i)*} - c.c \right] \\
&= \text{Tr}_0 [M^{(1)}] = M_1^{(1)},
\end{aligned} \tag{17}$$

where  $c.c$ , denotes the adjoint. In the third equality we used

$$\text{Tr}_{0,2} [W_{0,2} A_{0,1,2} W_{0,2}^*] = \text{Tr}_{0,2} [A_{0,1,2}]$$

where  $W_{0,2}$  is a unitary acting on subsystems 0, 2 of a tripartite system, and  $A_{0,1}$  acts on subsystems 0, 1. In the last equality we used our assumption  $\langle \psi \otimes \chi | W^* \dot{W} | \psi \otimes \chi \rangle = 0$ .

Let  $\left\{ |e_i^{[1]}\rangle \right\}$  be the measurement basis determined from  $M_1 = M_1^{(n)} = M_1^{(j)}$ . We now show that, conditional on the outcome  $i_1$  of this measurement, the second basis  $\left\{ |e_i^{[2]}\rangle \right\}$  does not depend on the length of the output, which can be take to be equal to 2.

$$\begin{aligned}
M_2^{(n)}(i_1) &= \text{Tr}_{0,3,\dots,n} [M^{(n)}(i_1)] \\
&= \sum_i \text{Tr}_{0,3,\dots,n} \left[ \left\langle e_{i_1}^{[1]} \right| W^{(n)} \dots W^{(i)} \dots W^{(1)} P(n) W^{(1)*} \dots \dot{W}^{(i)*} \dots W^{(n)*} \left| e_{i_1}^{[1]} \right\rangle - c.c \right] \\
&= \text{Tr}_{0,3,\dots,n} \left[ \left\langle e_{i_1}^{[1]} \right| W^{(n)} \dots W^{(1)} P(n) \dot{W}^{(1)*} \dots W^{(n)*} \left| e_{i_1}^{[1]} \right\rangle - c.c \right] \\
&\quad + \text{Tr}_{0,3,\dots,n} \left[ \left\langle e_{i_1}^{[1]} \right| W^{(n)} \dots W^{(2)} W^{(1)} P(n) W^{(1)*} \dot{W}^{(2)*} \dots W^{(n)*} \left| e_{i_1}^{[1]} \right\rangle - c.c \right] \\
&\quad + \sum_{i=3}^n \text{Tr}_{0,3,\dots,n} \left[ \left\langle e_{i_1}^{[1]} \right| W^{(n)} \dots W^{(i)} \dots W^{(1)} P(n) W^{(1)*} \dots \dot{W}^{(i)*} \dots W^{(n)*} \left| e_{i_1}^{[1]} \right\rangle - c.c \right] \\
&= \text{Tr}_0 \left[ W^{(2)} \left\langle e_{i_1}^{[1]} \right| W^{(1)} P(2) \dot{W}^{(1)*} \left| e_{i_1}^{[1]} \right\rangle W^{(2)*} - c.c \right] \\
&\quad + \frac{1}{D} \text{Tr}_0 \left[ W^{(1)} P(1) \dot{W}^{(1)*} - c.c \right] \\
&= \text{Tr}_0 \left[ W^{(2)} \left( \left\langle e_{i_1}^{[1]} \right| M^{(1)} \left| e_{i_1}^{[1]} \right\rangle \otimes P_\chi \right) W^{(2)*} \right] + \frac{1}{D} \text{Tr}_0 [M^{(1)}] = M_2^{(2)}(i_1).
\end{aligned}$$

The equalities follow in the same way as in (17), and in addition we used  $|\langle e_{i_1}^{[1]} | \chi \rangle|^2 = \frac{1}{D}$  in the third equality.

Using the same techniques as above we obtain the general statement

$$\begin{aligned}
M_j^{(n)}(i_{j-1}) &= \text{Tr}_{0,j+1,\dots,n} [M^{(n)}(i_{j-1})] = \frac{1}{D^{j-1}} \text{Tr}_0 [M^{(1)}] \\
&\quad + \text{Tr}_0 \left[ W^{(j)} \left( \left\langle e_{i_{j-1}}^{[j-1]} \right| M^{(j-1)}(i_{j-2}) \left| e_{i_{j-1}}^{[j-1]} \right\rangle \otimes P_\chi \right) W^{(j)*} \right] \\
&= \text{Tr}_0 [M^{(j)}(i_{j-1})] = M_j^{(j)}(i_{j-1}).
\end{aligned} \tag{18}$$

□

Next, we show that we can express  $M^{(j)}(i_{j-1})$  in terms of  $M^{(1)}$ ,  $M^{(j-1)}(i_{j-2})$  and  $|e_{j-1}^{[j-1]}\rangle$ . Indeed by writing  $W(j) = W^{(j)}W(j-1)$  we have

$$\begin{aligned} M^{(j)}(i_{j-1}) &:= \left\langle e_{i_{j-1}}^{[j-1]} \left| M^{(j)} \right| e_{i_{j-1}}^{[j-1]} \right\rangle \\ &= \left\langle e_{i_{j-1}}^{[j-1]} \left| W^{(j)}W(j-1)P(j)W^*(j-1)W^{(j)*} \right| e_{i_{j-1}}^{[j-1]} \right\rangle - c.c \\ &\quad + \left\langle e_{i_{j-1}}^{[j-1]} \left| W^{(j)}W(j-1)P(j)W^{(j-1)*}W^{(j)*} \right| e_{i_{j-1}}^{[j-1]} \right\rangle - c.c \\ &= \frac{1}{D^{j-1}}M^{(1)} + W^{(j)} \left( \left\langle e_{i_{j-1}}^{[j-1]} \left| M^{(j-1)}(i_{j-2}) \right| e_{i_{j-1}}^{[j-1]} \right\rangle \otimes P_\chi \right) W^{(j)*} \end{aligned} \quad (19)$$

This can then be used to determine the next measurement basis, producing the iterative procedure described in section 5, which consists in updating the ‘filter’ that determines the optimal basis at each time step using the last measurement outcome  $|e_{i_j}^{[j]}\rangle$ .

Let  $A_1 = M^{(1)}$  and  $A_j := M^{(j)}(i_{j-1})$  for  $j > 1$ , and denote

$$\Pi_j := \left\langle e_{i_j}^{[j]} \left| A_j \right| e_{i_j}^{[j]} \right\rangle = \left\langle e_{i_j}^{[j]} \left| M^{(j)}(i_{j-1}) \right| e_{i_j}^{[j]} \right\rangle$$

Then equation (19) can be written as

$$A_j = \frac{1}{D^{j-1}}A_1 + U^{(j)}(\Pi_{j-1} \otimes P_\chi)U^{(j)*}$$

The optimal measurement is obtained by applying the conditions to the operator  $B_j := \text{Tr}_0 A_j$ .

## 10 Appendix: Proof of Proposition 6.1

We start by using a general Fisher information identity for bipartite systems. Consider a generic pure state model  $|\psi_\theta\rangle \in \mathcal{H}_s \otimes \mathcal{H}_o$  and let  $\{|e_i^o\rangle\}$  and  $\{|e_j^s\rangle\}$  be optimal bases in the ‘output’ and ‘system’ subsystems, for estimating  $\theta$  at a particular value  $\theta_0$ , as prescribed by [61]. Assume we perform the ‘output’ measurement and let  $X$  denote the outcome whose distribution is

$$\mathbb{P}_\theta(X = i) = \langle \psi_\theta | \mathbf{1} \otimes P_i | \psi_\theta \rangle, \quad P_i = |e_i^o\rangle\langle e_i^o|.$$

The conditional state of the ‘system’ given  $X = i$  is

$$|\psi_\theta(i)\rangle = \frac{\mathbf{1} \otimes P_i |\psi_\theta\rangle}{\|\mathbf{1} \otimes P_i \psi_\theta\|}$$

and this state contains the ‘remaining’ information about  $\theta$ . The following inequality bounds the total available information as

$$I_\theta(X) + \mathbb{E}_X F(\psi_\theta(X)) \leq F_\theta$$

where the first term on the left side is the classical Fisher information of the outcome distribution  $\mathbb{P}_\theta$  and the second is the expected QFI of the conditional state  $|\psi_\theta(i)\rangle$ . Consider now the second measurement  $|e_j^s\rangle$  on the system and let  $Y$  be its outcome. Then

$$F_\theta = I_\theta(X) + \mathbb{E}_X I_\theta(Y|X) \leq I_\theta(X) + \mathbb{E}_X F(\psi_\theta(X)) \leq F_\theta$$

where the first equality is due to measurement optimality, while the second is the inequality between classical and quantum information. This implies that

$$F_\theta - I_\theta(X) = \mathbb{E}_X F_\theta(\psi_\theta(X)). \quad (20)$$

We now consider the Markov setup in which the system+absorber play the role of ‘system’ while the  $n$  noise units are the ‘output’. We assume that the the output and the system+absorber are measured according to the optimal scheme presented in section 5. The joint state is given by

$$|\Psi_\theta(n)\rangle = W_\theta^{(n)} \dots W_\theta^{(1)} |\psi \otimes \chi^{\otimes n}\rangle$$



and the conditional states are

$$|\psi_\theta(i_1, \dots, i_n)\rangle = \frac{K_{\theta, i_n}^{[n]} \dots K_{\theta, i_1}^{[1]} |\psi\rangle}{\sqrt{p_\theta(i_1, \dots, i_n)}}.$$

We will show that at  $\theta = \theta_0$  the left side of (20) is bounded by a constant which does not depend on  $n$ . For simplicity, whenever possible we will use the compact notations such as

$$K_{\mathbf{i}} := K_{\theta, i_n}^{[n]} \dots K_{\theta, i_1}^{[1]}, \quad \text{and} \quad |e_{\mathbf{i}}\rangle = |e_{i_n}^{[n]} \otimes \dots \otimes e_{i_1}^{[1]}\rangle.$$

Recall that by design the following condition holds  $W_{\theta_0}|\psi \otimes \chi\rangle = |\psi \otimes \chi\rangle$ , which implies  $|\Psi_{\theta_0}(n)\rangle = |\psi \otimes \chi^{\otimes n}\rangle$  and also  $K_{i_j}^{[j]}|\psi\rangle = c_{i_j}^{[j]}|\psi\rangle$  for some constants  $c_{i_j}^{[j]}$ .

Recall that for a pure state model  $|\psi_\theta\rangle$  the QFI is given by

$$F_\theta = 4 \left( \|\dot{\psi}_\theta\|^2 - |\langle \dot{\psi}_\theta | \psi_\theta \rangle|^2 \right) = 4 \|\psi_\theta^\perp\|^2, \quad |\psi_\theta^\perp\rangle = |\dot{\psi}_\theta\rangle - P_{\psi_\theta} |\dot{\psi}_\theta\rangle.$$

Therefore, expected system QFI on the left side of (20) is given by

$$F_s(\theta_0) = 4 \sum_{\mathbf{i}} p(\mathbf{i}) \|\psi_{\theta_0}^\perp(\mathbf{i})\|^2 \quad (21)$$

where

$$|\psi_{\theta_0}^\perp(\mathbf{i})\rangle = |\dot{\psi}_{\theta_0}(\mathbf{i})\rangle - P_\psi |\dot{\psi}_{\theta_0}(\mathbf{i})\rangle$$

For simplicity we now drop the subscript  $\theta_0$  and we have

$$|\dot{\psi}(\mathbf{i})\rangle = \frac{\dot{K}_{\mathbf{i}}|\psi\rangle}{\sqrt{p(\mathbf{i})}} - \frac{1}{2} \frac{K_{\mathbf{i}}|\psi\rangle}{p^{3/2}(\mathbf{i})} \dot{p}(\mathbf{i}) = \frac{\dot{K}_{\mathbf{i}}|\psi\rangle}{\sqrt{p(\mathbf{i})}} - \frac{1}{2} \frac{c(\mathbf{i})\dot{p}(\mathbf{i})}{p^{3/2}(\mathbf{i})} |\psi\rangle$$

and therefore

$$|\psi^\perp(\mathbf{i})\rangle = \frac{1}{\sqrt{p(\mathbf{i})}} (I - P_\psi) \dot{K}_{\mathbf{i}}|\psi\rangle.$$

Equation (21) becomes

$$F_s(\theta_0) = 4 \sum_{\mathbf{i}} \left\| P_\psi^\perp \dot{K}_{\mathbf{i}}|\psi\rangle \right\|^2 = 4 \left\| (P_\psi^\perp \otimes I) \dot{\Psi}(n) \right\|^2.$$

Now

$$|\dot{\Psi}(n)\rangle = \sum_{j=1}^n W^{(n)} \dots W^{(j+1)} \dot{W}^{(j)} W^{(j-1)} \dots W^{(1)} |\psi \otimes \chi^{\otimes n}\rangle = \sum_{j=1}^n W^{(n)} \dots W^{(j+1)} \dot{W}^{(j)} |\psi \otimes \chi^{\otimes n}\rangle$$

and by triangle inequality

$$F_s(\theta_0) \leq 4 \left( \sum_{j=1}^n \left\| (P_\psi^\perp \otimes I) W^{(n)} \dots W^{(j+1)} \dot{W}^{(j)} |\psi \otimes \chi^{\otimes n}\rangle \right\| \right)^2$$

Let  $|\dot{\Psi}(1)\rangle := \dot{W}|\psi \otimes \chi\rangle$  and let  $\tau := \text{Tr}_1(|\dot{\Psi}(1)\rangle \langle \dot{\Psi}(1)|)$ . Then

$$\begin{aligned} \left\| (P_\psi^\perp \otimes I) W^{(n)} \dots W^{(j+1)} \dot{W}^{(j)} |\psi \otimes \chi^{\otimes n}\rangle \right\|^2 &= \text{Tr}_{0,1,\dots,n-j} \left( (P_\psi^\perp \otimes I) W^{(n-j)} \dots W^{(1)} \tau W^{(1)*} \dots W^{(n-j)*} \right) \\ &= \text{Tr}_0 (P_\psi^\perp T^{n-j}(\tau)) \end{aligned}$$

where in the last equality we have uses the definition of the transition operator  $T$  of the system+absorber. Assuming that  $T$  is ergodic we have

$$T^n(\tau) \rightarrow P_\psi$$

exponentially fast with  $n$  so that

$$\text{Tr}_0(P_\psi^\perp T^{n-j}(\tau)) \leq a^{2(n-j)}$$

for some  $a < 1$ . Therefore

$$F_s(\theta_0) \leq 4 \left( \sum_{j=1}^n a^{n-j} \right)^2 \leq 4 \frac{1}{(1-a)^2}$$

Note that if the spectral gap of  $T$  becomes small then the convergence to stationarity is slower and the upper bound increases.  $\square$

## 11 Appendix: Proof of Lemma 6.2

The CFI of any output measurement can be computed explicitly by writing

$$\begin{aligned} \left. \frac{d}{d\theta} p_\theta(i_1, \dots, i_n) \right|_{\theta_0} &= \left. \frac{d}{d\theta} \left\| K_{i_n}^{[n]} \dots K_{i_1}^{[1]} \psi \right\|^2 \right|_{\theta_0} \\ &= 2\text{Re} \sum_{j=1}^n \langle \psi | K_{i_1}^{[1]*} \dots K_{i_n}^{[n]*} K_{i_n}^{[n]} \dots \dot{K}_{i_j}^{[j]} \dots K_{i_1}^{[1]} | \psi \rangle \\ &= \left| c_{i_1}^{[1]} \dots c_{i_n}^{[n]} \right|^2 \cdot 2\text{Re} \sum_{j=1}^n \frac{\langle \psi | K_{i_n}^{[n]} \dots K_{i_{j+1}}^{[j+1]} \dot{K}_{i_j}^{[j]} | \psi \rangle}{c_{i_j}^{[j]} \dots c_{i_n}^{[n]}} \end{aligned}$$

Therefore

$$\begin{aligned} I_{\theta_0}^{(\text{out})}(n) &= \sum_{i_1, \dots, i_n} \left| c_{i_1}^{[1]} \dots c_{i_n}^{[n]} \right|^2 \left( 2\text{Re} \sum_{j=1}^n \frac{\langle \psi | K_{i_n}^{[n]} \dots K_{i_{j+1}}^{[j+1]} \dot{K}_{i_j}^{[j]} | \psi \rangle}{c_{i_j}^{[j]} \dots c_{i_n}^{[n]}} \right)^2 \\ &= \sum_{i_1, \dots, i_n} p_{\theta_0}(i_1, \dots, i_n) f^2(i_1, \dots, i_n) = \mathbb{E}_{\theta_0}(f^2) \end{aligned} \quad (22)$$

where  $f$  is the function

$$f(i_1, \dots, i_n) = 2\text{Re} \sum_{j=1}^n \frac{\langle \psi | K_{i_n}^{[n]} \dots K_{i_{j+1}}^{[j+1]} \dot{K}_{i_j}^{[j]} | \psi \rangle}{c_{i_j}^{[j]} \dots c_{i_n}^{[n]}}$$

$\square$

## 12 Appendix: Computation of finite time system-output QFI

From (5) and (1) we have

$$\begin{aligned} F_\theta^{(\text{s+o})}(n) &= 4 \|\dot{\Psi}_\theta(n)\|^2 \\ &= 4 \sum_{i_1, \dots, i_n} \left\| \sum_{j=1}^n K_{i_n} \dots \dot{K}_{i_j} \dots K_{i_1} \psi \right\|^2 \end{aligned} \quad (23)$$

where  $K_i$  are the (fixed) Kraus operators with respect to the standard basis, and  $|psi\rangle = |0\rangle$ . Our specific model has the feature that both  $K_i$  and  $\dot{K}_i$  map the basis vectors into each other:

$$\begin{array}{llll} K_0|0\rangle = |0\rangle & \dot{K}_0|0\rangle = i|1\rangle & K_0|1\rangle = \sqrt{1-\lambda}|1\rangle & \dot{K}_0|1\rangle = i\sqrt{1-\lambda}|0\rangle \\ K_1|0\rangle = 0 & \dot{K}_1|0\rangle = |1\rangle & K_1|1\rangle = \sqrt{\lambda}e^{i\phi}|0\rangle & \dot{K}_1|1\rangle = 0 \end{array}$$

This allows to compute the QFI explicitly by noting the terms in the sum (23) with more than two indices equal to 1 have zero contribution. The remaining terms can be computed as follows. The term with only zero indices is

$$F^{(0)} = 4 \left\| \sum_{j=1}^n K_0 \dots \dot{K}_0 \dots K_0 |0\rangle \right\|^2 = 4 \left| \sum_{j=1}^n i a^{n-j} \right|^2 = 4 \left( \frac{1-a^n}{1-a} \right)^2 \quad (24)$$

where  $a = \sqrt{1-\lambda}$ .

Consider now a sequence  $(0, \dots, 0, 1, 0, \dots, 0)$  with a single one on position  $l$ . Since  $K_0 \dots \dot{K}_0 \dots K_1 \dots K_0 |0\rangle = 0$  the only contributing terms will be those with derivative on the first  $(l-1)$   $K_0$ s or on  $K_1$ . This gives

$$\begin{aligned} F^{(1)} &= 4 \sum_{l=2}^n \left\| i \sum_{r=1}^{l-1} e^{i\phi} a^{l-1-r} b |0\rangle + a^{n-l} |1\rangle \right\|^2 + 4 \|a^{n-1} |1\rangle\|^2 \\ &= 4 \sum_{l=2}^n \left( b^2 \frac{1-a^{l-1}}{1-a} + a^{2(n-l)} \right) + 4 a^{2(n-1)} \\ &= 4(n-1) \frac{b^2}{(1-a)^2} + 4 \frac{a^2 - a^{2n}}{(1-a)^2} - 8 \frac{b^2(a-a^n)}{(1-a)^3} + 4 \frac{1-a^{2(n-1)}}{b^2} + 4 a^{2(n-1)} \end{aligned} \quad (25)$$

where  $b = \sqrt{\lambda}$ .

Finally, consider the sequences of the type  $(0, \dots, 0, 1, 0, \dots, 0, 1, 0, \dots, 0)$  with 1s on positions  $1 \leq i < k \leq n$ . In this case the nonzero contributions come from terms where the derivative is on positions  $j = i$ . The Fisher contribution is

$$\begin{aligned} F^{(2)} &= 4 \sum_{1 \leq i < k \leq n} \|e^{i\phi} \sqrt{\lambda} (1-\lambda)^{(k-i-1)/2} |0\rangle\|^2 \\ &= 4 \sum_{1 \leq i < k \leq n} b^2 a^{2(k-i-1)} = 4(n-1) - 4 \frac{a^2 - a^{2n}}{b^2}. \end{aligned} \quad (26)$$

Adding together the contributions (24), (25) and (26) we obtain the total QFI

$$\begin{aligned} F_{\theta}^{(s+o)}(n) &= F^{(0)} + F^{(1)} + F^{(2)} \\ &= \frac{8n}{1-a} \\ &\quad + 4 \left[ \left( \frac{1-a^n}{1-a} \right)^2 - \frac{b^2}{(1-a)^2} + \frac{a^2 - a^{2n}}{(1-a)^2} - 2 \frac{b^2(a-a^n)}{(1-a)^3} + \frac{1-a^{2(n-1)}}{b^2} + a^{2(n-1)} \right] \\ &\quad - 4 \left[ 1 + \frac{a^2 - a^{2n}}{b^2} \right] \end{aligned} \quad (27)$$

where the leading term is consistent with the QFI rate formula (14).