

Sustaining Rabi oscillations by using a phase-tunable image drive

H. De Raedt*

*Institute for Advanced Simulation, Jülich Supercomputing Centre,
Forschungszentrum Jülich, D-52425 Jülich, Germany
and*

*Zernike Institute for Advanced Materials, University of Groningen,
Nijenborgh 4, NL-9747AG Groningen, The Netherlands*

S. Miyashita

*Department of Physics, Graduate School of Science,
University of Tokyo, Bunkyo-ku, Tokyo 113-0033, Japan*

Kristel Michielsen

*Institute for Advanced Simulation, Jülich Supercomputing Centre,
Forschungszentrum Jülich, 52425 Jülich, Germany and
RWTH Aachen University, 52056 Aachen, Germany*

H. Vezin

*CNRS, Université de Lille, LASIRE (UMR 8516),
Laboratoire de Spectroscopie pour les Interactions,
la Réactivité et l'Environnement,
F-59655 Villeneuve d'Ascq, France*

S. Bertaina

*CNRS, Aix-Marseille Université, IM2NP (UMR 7334),
Institut Matériaux Microélectronique et Nanosciences de Provence, F-13397 Marseille, France*

I. Chiorescu

*Department of Physics, The National High Magnetic Field Laboratory,
Florida State University, Tallahassee, Florida 32310, USA*

(Dated: May 31, 2022)

Recent electron spin resonance experiments on $\text{CaWO}_4:\text{Gd}^{3+}$ and on other magnetic impurities have demonstrated that sustained Rabi oscillations can be created by driving a magnetic moment with a microwave field frequency slightly larger than the Larmor frequency and tuned to the Floquet resonance together with another microwave field (image drive) with a frequency smaller than the Larmor frequency. These observations are confirmed by the new experimental results reported in this paper. To study the interplay between the microwave drives and the decay due to decoherence and dissipation, we investigate several mechanisms of the latter by using a combination of numerical and analytical techniques. Concretely, we study three different sources of decoherence and dissipation. The first microscopic model describes a magnetic moment in external magnetic fields, interacting with a bath of two-level systems acting as a source of decoherence and dissipation. The second model describes a collection of the identical, interacting magnetic moments, all subject to the same magnetic fields. In this case, the many-body interactions causes a decay of the Rabi oscillations. In addition, we also study the effect of the inhomogeneity of the microwave radiation on the decay of the Rabi oscillations. Our simulation results show that the dynamics of a magnetic moment subject to the two microwave fields with different frequencies and in contact with an environment is highly nontrivial. We show that under appropriate conditions, and in particular at the Floquet resonance, the magnetization exhibits sustained Rabi oscillations, in some cases with additional beatings. Although these two microscopic models separately describe the experimental data well, a simulation study that simultaneously accounts for both types of interactions is currently prohibitively costly. To gain further insight into the microscopic dynamics of these two different models, we study the time dependence of the bath and system energy and of the correlations of the spins, data that is not readily accessible experimentally.

I. INTRODUCTION

The implementation of quantum processors requires precise control of quantum states exhibiting long decoherence times T_2 in order to perform quantum algorithms or construct quantum memories. However, interactions with environmental de-

* deraedthans@gmail.com; Corresponding author

degrees of freedom limit the coherence time and the qubit operability. In the case of spin qubits in solid state materials, examples of decoherence sources are spin-spin interactions, spin diffusion, fluctuations in the magnetic field or charge/electric noise [1, 2]. These interactions lead to a pure dephasing time T_ϕ of the qubit much shorter than its energy relaxation time T_1 .

A number of techniques have been developed recently aiming to replace the pure dephasing with an actively controlled decoherence time by means of Electron Spin Resonance (ESR) pulses such as Dynamical Decoupling (DD) [3–7] and Concatenated Dynamical Decoupling (CDD) [8, 9]. The former uses a sequence of spin flips to improve spin coherence via a spin-echo technique, while the latter is using additional layer(s) of DD to solve for the imperfections and fluctuations of the first layer. The methods make use of strong π -pulses which complicates the operations due to gate imperfections; similar issues are noted in the case of a proposal using strong continuous waves [10, 11]. In general, DD techniques applied to electronic spin qubits have been used on nitrogen vacancy (NV) centers and with relative success [8, 12–14].

However, other spin qubit implementations with different anisotropic/isotropic properties [15–17], spin levels [18], electro-nuclear configurations [19], and host materials need to be studied for their potential use in quantum computing and quantum memories. Rare earth ions such as $\text{CaWO}_4\text{:Er}^{3+}$ [20], $\text{Y}_2\text{SiO}_5\text{:Er}^{3+}$ [21] and $\text{Y}_2\text{SiO}_5\text{:Yb}^{3+}$ [22] or $^{28}\text{Si:Bi}$ [23] reach long relaxation times as well as significant coherence times. Therefore, a universal method is needed, applicable to any type of qubit (spin or superconducting qubit for instance), using weak pulses which do not alter a quantum algorithm. In Ref. [24] we demonstrate a protocol based on Floquet resonances [25] using two microwave drives acting in parallel on the quantum state of a qubit and able to increase the coherence time under drive up to the relaxation time within the experimental conditions of Ref. [24]. The main drive induces imperfect Rabi oscillations while a circularly polarized second drive, of about two orders of magnitude smaller in amplitude, has the role of sustaining the oscillations. Rather than decoupling the qubit from the bath using a strong excitation, we use very weak pulses and alter the dynamics of the entire system. In practice, the time interval between two regular pulsed gates could contain an integer number of Rabi periods protected by our protocol and therefore the quantum information would be preserved from one gate to the next. This method was demonstrated in Ref. [24] on any initial state of spin systems with different anisotropies, spin sizes and spin-orbit couplings. The protocol is universal and it should be applicable to other qubit implementations such as nuclear spins or superconducting qubits. Similar protocols have been recently implemented for the case of SiC divacancy defects [26] and NV centers [27, 28].

In this paper, the experimental protocol described in Ref. [24] is studied analytically and by computer simulation. The aim of this paper is to scrutinize the microscopic physical mechanisms that may cause the sustained, long-time Rabi oscillations to appear and to give a consistent microscopic description of the experimental data displayed in Fig. 1.

We consider three different models for the source of decoherence. The first model describes a spin qubit, that is a magnetic moment, subject to external magnetic fields and interacting with a bath of two-level systems. These two-level systems are not directly affected by the external magnetic fields. This kind of bath mimics an environment consisting of two-level systems representing e.g., nuclear spins, electronic spins of different species, defects, etc.,

The second model describes an ensemble of identical magnetic moments, all driven by the same microwave fields and interacting with each other via all-to-all, dipolar-like weak couplings. The effect of these couplings on any of the magnetic moments is to cause decoherence. Thus, from the viewpoint of an arbitrarily chosen magnetic moment, all others may be regarded as representing a kind of “bath”. The third model extends the second one by taking the inhomogeneity of the microwave fields into account.

In the first model, the spins of the bath act as bath degree of freedom and we refer to it as “bath-I”. In the second model, the interactions among the spins cause decoherence due to many-body effects. In this case, the ensemble itself play a role of the bath and we refer to it as “bath-II”. In the third model, the inhomogeneity is an additional source of decoherence. We mainly study the first and second models and study the third one in combination with the second model.

The paper is organized as follows. In Section II, we present and discuss new electron spin resonance results for $\text{CaWO}_4\text{:Gd}^{3+}$. Section III gives an overview of the three different models that are at the basis of our simulation work. In Section IV, we specify the bath-I model in detail and present the simulation results. Section V introduces the Hamiltonian of the bath-II model and discusses the simulation results for the case without and with the inhomogeneity of the microwave fields. In Section VII, we present our conclusions. Technical details and additional results can be found in the Supplemental Material [29].

II. ELECTRON SPIN RESONANCE EXPERIMENTS

Experiments probing the magnetization dynamics under external driving fields such as the ones performed in Ref. [24], pose interesting theoretical problems. In these electron spin resonance (ESR) experiments, one measures a signal that is proportional to the expectation value of the z -component of the magnetization where the z direction is defined by the direction of the static magnetic field \mathbf{B}_0 . In symbols:

$$\text{Signal} \propto \sum_{n=1}^N \langle S_n^z(t) \rangle, \quad (1)$$

where N is the number of magnetic moments in the sample. The presence of a high frequency resonant microwave field perpendicular to the static field induces Rabi oscillations. A characteristic feature of Rabi oscillations is that their frequency changes linearly with the applied microwave power. These oscillations decay due to various dissipation effects. Recently, it was demonstrated that sustained Rabi oscillations

can be realized by using an image drive of the microwave field which itself is slightly detuned from resonance [24].

In the ESR experiments under scrutiny [24], Rabi oscillations are induced by applying an electromagnetic drive pulse of strength h_d and frequency $f = f_0 + \Delta$ where f_0 is the Larmor frequency and Δ is a (small) detuning [24]. Simultaneously with the drive pulse, an image pulse of strength h_i and of frequency $f = f_0 - \Delta$, coherent with the drive pulse, is applied [24]. The power of the image drive is much less than that of the drive pulse itself, i.e. $h_i \ll h_d$. The phase difference ϕ between the drive and image pulse can be used to manipulate the Rabi oscillations [24]. Under optimal image drive conditions, experiments show sustained Rabi oscillations up to the maximum amplifier gate length of $15 \mu\text{s}$ [24].

Beside data previously reported in Ref. [24], we present new experiments in Fig. 1. These data have been obtained for Gd^{3+} moments in a CaWO_4 host lattice. Although these moments have spin $S = 7/2$, the orientation of the static magnetic field and the frequency and power of the microwave pulses are chosen to select transitions between one pair of Zeeman levels only [24]. Therefore, the spin system may be viewed as an effective two-level system performing Rabi oscillations. In this paper, we take the $\text{CaWO}_4:\text{Gd}^{3+}$ system for our case study and use the results presented in Fig. 1 as reference for comparison with the model calculations. In this paper, we use Fig. 1 as a reference for comparing with our simulation results for the three different models.

The main conclusion drawn on the basis of the experimental data [24] and new experimental data, some of which are shown in Fig. 1 may be summarized as follows:

1. Regarding the effect of the image pulse on the decay of the Rabi oscillations, the experimental findings are fairly generic, meaning that the main features do not significantly depend on the kind of impurity that constitutes the qubit, the presence or absence of nuclear spins, etc. See Ref. 24 for more details.
2. In the absence of the image pulse, the amplitudes of the Rabi oscillations vanish rapidly, on a time scale of $1 \mu\text{s}$ [24].
3. For a detuning $\Delta = 5 \text{ MHz}$, the Rabi oscillations decay rapidly, on a time scale of $1 \mu\text{s}$ see Figs. 1(a,f).
4. For a detuning $\Delta = 7 \text{ MHz}$, we observe either Rabi oscillations that decay rapidly, on a time scale of $1 \mu\text{s}$, if $\phi = 0$ (see Fig. 1(b)) or sustained Rabi oscillations if $\phi = 45^\circ$ (see Fig. 1(g))
5. For a detuning equal to the detuning $\Delta = 8.66 \text{ MHz}$ that corresponds to the first Floquet resonance frequency (see below), we observe sustained Rabi oscillations with some signatures of beating, Figs. 1(c,h), depending on the value of the phase ϕ between the drive and image pulse, in qualitative agreement with earlier experiments on $\text{MnO}:\text{Mg}^{2+}$ [24].
6. Increasing the detuning further to $\Delta = 10, 12 \text{ MHz}$, see Figs. 1(d,e,i,j), we observe sustained Rabi oscillations with small amplitudes.

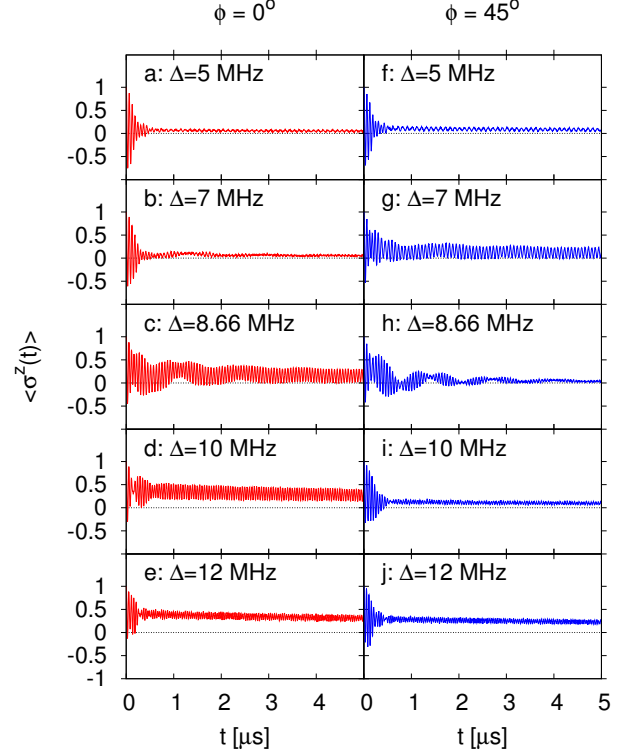


FIG. 1. (color online) Experimental data of the Rabi oscillations in $\text{CaWO}_4:\text{Gd}^{3+}$ at $T = 40 \text{ K}$ for different values of the detuning Δ , phase differences $\phi = 0$ and $\phi = 45^\circ$, and fixed amplitudes $h_d = 15 \text{ MHz}$ and $h_i = 0.12h_d = 1.8 \text{ MHz}$, respectively.

7. Figures 1(c,d,g) show that the appearance of sustained Rabi oscillations depends on both Δ and ϕ . Therefore this appearance cannot be solely attributed to the existence of a Floquet resonance, the frequency of which depends on Δ and h_d and is independent of ϕ (see below).

In summary, from the experimental results shown in Fig. 1, we conclude that there are two striking features. Depending on the value of the detuning further to Δ (for constant drive and image drive amplitudes h_d and h_i , respectively), sustained long-time Rabi oscillations appear. This is the main feature. In contrast to the usual decaying Rabi oscillations observed in the absence of the detuning ($\Delta = 0$), in some situations the Rabi oscillations may persist for a long time. The second feature is that these sustained oscillations may exhibit additional structure depending on the detuning Δ and the phase shift ϕ .

III. OVERVIEW OF THE MICROSCOPIC MODELS

The magnetic moments being probed in the ESR experiments are distributed in the host lattice in a highly diluted manner [24]. Thus, the most basic model is that of non-interacting spins subject to a time-dependent magnetic field,

see section IV. In this paper, we study a model in which the contributions to the magnetic field are (1) a strong static magnetic field, (2) a microwave drive field and (3) the novel aspect, the microwave image field [24]. The pure quantum dynamics of this model is straightforwardly studied by solving the time-dependent Schrödinger equation for a single spin, see section IV. To account for the explicit time-dependence of the system + bath Hamiltonian, we use a second-order decomposition formula for ordered matrix exponentials [30, 31] to solve the TDSE.

Obviously, there is no decoherence or dissipation in this most basic model. In the presence of the image drive, the magnetization dynamics exhibits modulated Rabi oscillations. The amplitude of the modulation depends on the detuning Δ and the phase shift ϕ .

In the present paper, we study the decay of the Rabi oscillations by solving for the pure quantum dynamics of models with many spins in which decoherence and dissipation appear automatically. Decoherence and dissipation effects may also be studied through quantum master equations [32]. This approach makes several implicit assumptions and often involves many parameters [32]. We found it difficult to find a set of parameters which reproduce, even qualitatively, the dependence on the detuning Δ and the phase shift ϕ observed in experiments. In section IV of the Supplemental Material [29], it is shown that, even when the inhomogeneity of the microwave field is included, this method does not describe all the qualitative features of the experimental data shown in Fig. 1. Therefore, in this paper we focus on microscopic many-body models and explore the conditions under which these models reproduce the systematic trends of the features observed experimentally.

As alluded to earlier, in real samples, the microscopic mechanisms accounted for separately in the present paper are most likely simultaneously active. Unfortunately, solving the time-dependent Schrödinger equation for say 28 mutually interacting spins interacting with 28 two-level systems requires computational resources which at present are prohibitive. Performing such simulations may be a challenging project for the future.

In the next three sections, we scrutinize theoretical models by visually comparing the outcomes of numerical simulations with the experimental results shown in Fig. 1.

IV. SINGLE-SPIN SYSTEM

This section introduces the model for the magnetic moment of a single Gd^{3+} ion subject to external magnetic fields. To good approximation (for our purposes), this model describes a two-level system driven by a periodic field. Although too simple to serve as a model for the system studied experimentally, its dynamics is already complicated. For instance, because of the presence of a driving fields h_d and h_i , the model can exhibit resonances and beating oscillations. Of central importance for the present study is the existence of what will be referred to as the first Floquet resonance (see below). For pedagogical purposes, this section presents a few results of the dynamics of the single-spin model in time-dependent magnetic fields.

The system (S), contains one magnetic moment in an external time-dependent magnetic field and is defined by the Hamiltonian

$$H_S = -\omega_0 S^z - 2\omega_d S^x \sin[2\pi(f_0 + \Delta)t + \phi] - 2\omega_i S^x \sin[2\pi(f_0 - \Delta)t - \phi], \quad (2)$$

where $\mathbf{S} = (S^x, S^y, S^z)$ denotes the three components of magnetic moment. We use units such that $\hbar = 1$ and that $f_0 = \omega_0/2\pi$, Δ , $h_d = \omega_d/2\pi$, and $h_i = \omega_i/2\pi$ are frequencies expressed in MHz. The first term in Eq. (2) describes the Larmor rotation (frequency f_0) of the spin due the static magnetic field \mathbf{B}_0 . The second and third term in Eq. (2) are called the microwave drive and image field, respectively.

In ESR experiments, ω_0 typically is several orders of magnitude larger than ω_d and ω_i . Instead of adopting the standard resonance condition, we choose $\omega = \omega_0 + 2\pi\Delta = 2\pi(f_0 + \Delta)$, see Ref. [24], and use $U = \exp(i\omega t S^z)$ to find (for details on the calculation, see section I of the Supplemental Material [29])

$$\begin{aligned} H_{S,\text{RF}}(t) &\equiv -ia^\dagger \frac{\partial}{\partial t} U + U^\dagger H_S U \\ &= 2\pi \{ \Delta S^z - h_d (S^x \sin \phi + S^y \cos \phi) \\ &\quad + h_i [S^x \sin(4\pi t \Delta + \phi) - S^y \cos(4\pi t \Delta + \phi)] \} \\ &= -\mathbf{B}(t) \dot{\mathbf{S}}, \end{aligned} \quad (3)$$

where we have omitted terms that oscillate with the (very large) frequency $2f_0$ and introduced the time-dependent magnetic field

$$\mathbf{B}(t) = 2\pi \begin{pmatrix} h_d \sin \phi - h_i \sin(4\pi t \Delta + \phi) \\ h_d \cos \phi + h_i \cos(4\pi t \Delta + \phi) \\ \Delta \end{pmatrix}. \quad (4)$$

If $h_i = 0$, $\mathbf{B}(t)$ is constant in time and it follows immediately that the spin \mathbf{S} will perform oscillations with the Rabi frequency $F_R = (\Delta^2 + h_d^2)^{1/2}$. Furthermore, if $\Delta = 0$, the magnetization $\langle S^z(t) \rangle$ displays the usual Rabi oscillations, that is the spin performs rotations about the vector $(h_d \sin \phi, h_d \cos \phi, 0)^T$.

In section I of the Supplemental Material [29], we show that if $2\Delta = F_R$ (or equivalently $\Delta = h_d/\sqrt{3}$) and $h_i \neq 0$, the spin performs a second kind of rotation with a frequency $F_R^{(2)} = 3h_i/4$. In other words, the condition $2\Delta = F_R$ defines a special point in the parameter space of the model defined by Eq. (3).

As $\mathbf{B}(t) = \mathbf{B}(t + 1/2\Delta)$, the Hamiltonian Eq. (3) is a periodic function of time. Some insight into the dynamics of the periodically driven system described by Eq. (3) can be obtained by resorting to Floquet theory [33, 34]. It is easy to show (for details see section III of the Supplemental Material [29]) that in the perturbation regime $|h_i| \ll h_d$, Floquet theory predicts the existence of resonances if the parameters Δ and h_d satisfy the condition

$$\Delta = \frac{h_d}{\sqrt{4n^2 - 1}}, \quad n = 1, 2, \dots \quad (5)$$

For $n = 1$, Eq. (5) yields $\Delta = h_d/\sqrt{3}$ and therefore we refer to $2\Delta = F_R$ as the condition for the first Floquet resonance. It is

essential to note that the Floquet resonance opens up a gap or level repulsion for the quasi-energies in resonance which can be seen as a decoherence dynamical sweet spot: the levels are flat and thus insensitive to noise in h_d or Δ . However, our work doesn't stop at such qualitative interpretation. Our numerical simulations discover the microscopic, physical mechanisms developing inside the bath (resonant or non-resonant to the drive).

Experimentally reasonable values for the $\text{CaWO}_4\text{:Gd}^{+3}$ system are $h_d = 15$ MHz and $h_i = 0.12h_d = 1.8$ MHz [24] and the condition for the first Floquet resonance reads $\Delta = h_d/\sqrt{3} = 8.66$ MHz with $F_R = 2\Delta = 17.33$ MHz [24].

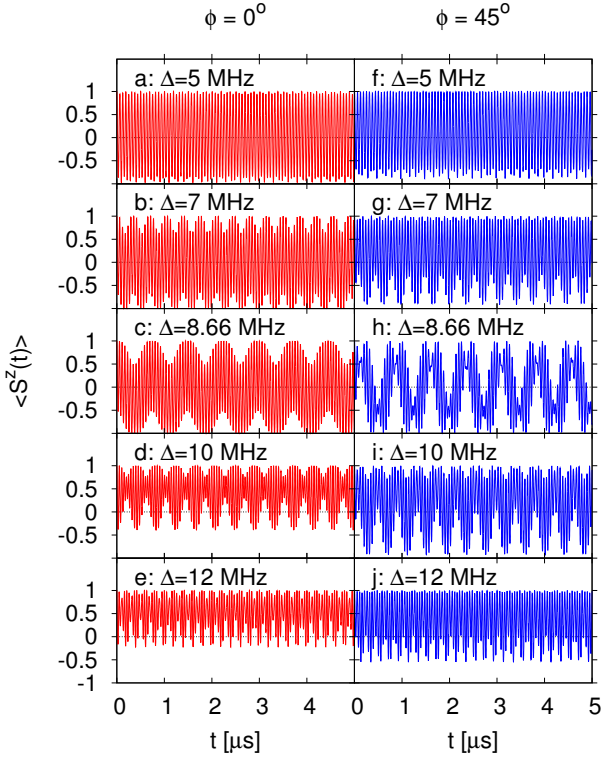


FIG. 2. (color online) Simulation results obtained by solving the TDSE for the Hamiltonian Eq. (3), describing a single spin subject to the time-dependent magnetic field $\mathbf{B}(t) = 2\pi(h_d \sin \phi - h_i \sin(4\pi t \Delta + \phi), h_d \cos \phi + h_i \cos(4\pi t \Delta + \phi), \Delta)^T$, with the amplitudes $h_d = 15$ MHz and $h_i = 0.12h_d = 1.8$ MHz. For additional information, see sections I–II of the Supplemental Material [29].

The dynamics of the single-spin system Eq. (3) is most readily studied by solving the TDSE with Hamiltonian Eq. (3) numerically. In Fig. 2, we present simulation results for the Rabi oscillations for different values of the detuning Δ and two values of the phase shift ϕ (see section II of the Supplemental Material [29] for the corresponding pictures in the frequency domain).

As expected, the effect of the image drive is most pronounced if the parameters match the condition for the first Floquet resonance. Then, the magnetization exhibits considerable beating, a manifestation of the presence of the second

Rabi frequency $F_R^{(2)} = 3h_i/4 = 1.35$ MHz.

The Fourier transform of the data depicted in Fig. 2(c) (see Fig. S3(c) of the Supplemental Material [29]) shows a peak at the Rabi frequency $F_R = 17.33$ MHz and a lower/upper sideband at $F_R \mp \delta f$ with $\delta f = 1.34$ MHz. The spectral weight of these sidebands is about 8% of the main signal. In addition, there is a weak signal (spectral weight $\approx 0.8\%$) at zero frequency with side bands (spectral weight $\approx 1\%$) at $\delta f = 1.34$ MHz $\approx F_R^{(2)} = 1.35$ MHz. From Table S1, third row, it follows that $F_R = \kappa_2 + \kappa_1 = 17.32$ MHz and $\delta f \approx \kappa_2 - \kappa_1 = 1.34$ MHz. The frequency of the modulation in the time dependent signal Fig. 2(c) is approximately 1.34 MHz, the same as to the difference between the Rabi frequency and the frequency the sidebands. Thus, we can relate the Rabi frequency and the sideband frequencies to the quasi-energies obtained from Floquet theory and the modulation of the time dependent signal. Moreover, the sideband frequencies are, to a very good approximation, given by $F_R^{(2)} = 1.35$ MHz.

From Fig. 2 and the pictures of the motion of the magnetization on the Bloch sphere shown in Figs. S1 and S2, it is clear that the presence of an image drive can affect the Rabi oscillations in a nontrivial manner. The salient features of the magnetization dynamics, that is the Rabi oscillations and the frequency of the amplitude modulation (if present) of these oscillations caused by the image drive can be related to quasi-energies obtained from Floquet theory, see section II of the Supplemental Material [29].

In summary, the key point, advanced in Ref. [24] and illustrated by Fig. 1, is that the image drive can be used to significantly reduce the decay time of the Rabi oscillations.

A simple, phenomenological approach to include effects of dissipation and decoherence is to resort to a description in terms of the Markovian quantum master equation. In section IV of the Supplemental Material [29], it is shown that also this approach, even when the inhomogeneity of the microwave field is included, does not describe all the qualitative features of the experimental data shown in Fig. 1.

V. SINGLE-SPIN SYSTEM INTERACTING WITH A BATH OF TWO-LEVEL SYSTEMS

In this section, we study a microscopic model in which the spin qubit, the magnetic moment of the Gd^{+3} ion referred to as system (S), interacts with a bath (B) of pseudo-spins. In this section, the spins other than that of the Gd^{+3} ion are the bath spins. We analyze the spin dynamics of this many-body $S = 1/2$ system by solving the TDSE numerically. Here, $\mathbf{S} = \boldsymbol{\sigma}/2$ where $\boldsymbol{\sigma} = (\sigma_x, \sigma_y, \sigma_z) = (\sigma_1, \sigma_2, \sigma_3)$ are the Pauli matrices.

The Hamiltonian of the system (S) + bath (B) takes the generic form

$$H(t) = H_S(t) + H_B + \lambda H_{SB}, \quad (6)$$

where H_B and H_{SB} are the bath and system-bath Hamiltonians, respectively. The overall strength of the system + bath-I interaction is controlled by the parameter λ . The Hamiltonian

for the system-bath interaction is chosen to be

$$H_{SB} = - \sum_{n=1}^{N_B} \sum_{\alpha=x,y,z} J_n^\alpha I_n^\alpha S^\alpha, \quad (7)$$

where N_B is the number of spins in the bath, the J_n^α are uniform random frequencies in the range $[-J, +J]$ and $I_{n,k}$ is the k -th component of the bath spin \mathbf{I}_n . As the system-bath interaction strength is controlled by λ , we may set $J = 1$ MHz without loss of generality. Note that according to Eq. (7), the spin qubit interacts with all the N_B bath spins. For the bath-I Hamiltonian, we take

$$H_B = - \sum_{n=1}^{N_B} \sum_{\alpha=x,y,z} K_n^\alpha I_n^\alpha I_{n+1}^\alpha, \quad (8)$$

where the $K_{n,k}$'s are uniform random frequencies in the range $[-K, K]$. In our simulation work, we use periodic boundary conditions $I_n^\alpha = I_{n+N}^\alpha$. The Hamiltonian Eq. (8) describes a collection of magnetic moments, located on a ring of lattice sites, and interacting with their nearest neighbors. Because of the random couplings, it is unlikely that Eq. (8) is integrable (in the Bethe-ansatz sense) or has any other special features such as a conserved magnetization etc.

Expressing the motion of the spin qubit in the rotating frame has no effect on the bath Hamiltonian Eq. (8) because the transformation to the rotating frame only affects the spin S , not the operators describing bath-I. However, expressing the motion of the spin qubit in the rotating frame changes the system-bath Hamiltonian Eq. (7) to

$$\begin{aligned} H_{SB} = & - \sum_{n=1}^{N_B} J_n^z I_n^z S^z \\ & - \sum_{n=1}^{N_B} J_n^x I_n^x (S^x \cos \omega_0 t + S^y \sin \omega_0 t) \\ & - \sum_{n=1}^{N_B} J_n^y I_n^y (S^y \cos \omega_0 t - S^x \sin \omega_0 t). \end{aligned} \quad (9)$$

Discarding the terms that oscillate with the high angular frequency ω_0 , only the coupling between the z -component of the system and bath spins survives, yielding

$$H_{SB,RF} = - \sum_{n=1}^{N_B} J_n^z I_n^z S^z. \quad (10)$$

Therefore, within this approximation, the Hamiltonian of the system (S) + bath (B) in the rotating frame reads

$$H(t) = H_{S,RF}(t) + H_B + \lambda H_{SB,RF}. \quad (11)$$

As $H_{S,RF}(t)$ and $H_{SB,RF}$ do not commute, the system and bath-I can exchange energy if $\lambda \neq 0$.

As J_n^α is chosen uniformly random in the interval $[-1 \text{ MHz}, +1 \text{ MHz}]$, the average of strength of the system-bath interaction is $\lambda \langle |J_n^\alpha| \rangle = \lambda/2 \text{ MHz}$. On the other hand, the characteristic energy scale of the spin qubit is $2\pi h_d \approx 94 \text{ MHz}$. Therefore, for $\lambda < 10$, this strength is at least an order of magnitude smaller than the characteristic energy scale

of the spin qubit. Similarly, for $K = 10 \text{ MHz}$ and $\lambda = 6$ (see Fig. 3)), $\langle |K_n^\alpha| \rangle = 5 \text{ MHz}$, of the same order of magnitude as $\lambda \langle |J_n^\alpha| \rangle = 3 \text{ MHz}$. In the absence of the image drive, the characteristic decay time of the Rabi oscillations is $1 \mu\text{s}$ or less [24]. Performing a simulation with $h_i = 0$ and $\Delta = 8.66 \text{ MHz}$ (data not shown) we find that the decay time of the Rabi oscillations is about $0.3 \mu\text{s}$. Thus, our choice for the model parameters yields a decay time of the Rabi oscillations which, in the absence of the image drive, is fairly short and in the ballpark of decay times found experimentally for very different samples [24].

As explained in more detail in section V of the Supplemental Material [29], to study the Rabi oscillations, the initial state of the whole is taken to be

$$|\Psi(t=0)\rangle = |\uparrow\rangle \otimes |\Phi\rangle, \quad (12)$$

where Φ is a random vector in the N_B -dimensional Hilbert space.

Evidently, the energy of the whole system, which is closed, is a conserved quantity. However, the system S and the bath B are in contact with each other and can exchange energy. Thus, the system S can show decoherence and relaxation, equilibration, thermalization, all depending on how the simulation is performed [35, 36].

Figure 3 shows the simulation data obtained by solving the TDSE for Hamiltonian Eq. (11) with a bath of $N_B = 28$ spins. Qualitatively, model Eq. (11) reproduces all essential features of the experimental data shown in Fig. 1.

In model Eq. (11), there are only two adjustable parameters, namely the system-bath interaction strength λ and the scale of the inter-bath interactions K . In view of the fact that solving the TDSE for a system with 29 spins is quite expensive in terms of computer resources, we did not try to improve the qualitative agreement with the experimental results by adjusting these parameters.

It should be noted that being exactly at the Floquet resonance frequency $\Delta = 8.66 \text{ MHz}$ is not a necessary condition to observe sustained Rabi oscillations: they also appear in Figs. 3(b,g) (and Figs. 1(b,g)).

In Fig. 4 we present TDSE simulation data of the energy of the system $E_S = \langle \Psi(t) | H_{S,RF} | \Psi(t) \rangle$, of bath-I $E_B = \langle \Psi(t) | H_{B,RF} | \Psi(t) \rangle$, and the total energy $E_S + E_B + \lambda E_{SB} \langle \Psi(t) | H(t) | \Psi(t) \rangle$. From a more general, many-body physics viewpoint, these data show interesting behavior. For sure, it is not evident that the qubit will evolve to a stationary state if it is driven by a time dependent field (of strength h_i) [37, 38]. Recall that for $\lambda = 6$, the qubit-bath interaction is rather weak. Nevertheless, as Fig. 4 shows, in the case under study, it is clear that as time progresses, both the qubit and bath-I end up in a stationary state, the details of which depend on the offset Δ and the phase shift ϕ .

Furthermore, if the value of Δ matches the resonance condition $\Delta = h_d/\sqrt{3}$, the system and total energy decay to the stationary state on a much longer time scale than if $\Delta = 5, 7, 10, 12 \text{ MHz}$ (see Fig. S11 of the Supplemental Material [29]).

The period of the large-amplitude oscillations in Fig. 4 is approximately $0.7 \mu\text{s} \approx P_R^{(2)} = 0.74 \mu\text{s}$. Thus, at resonance

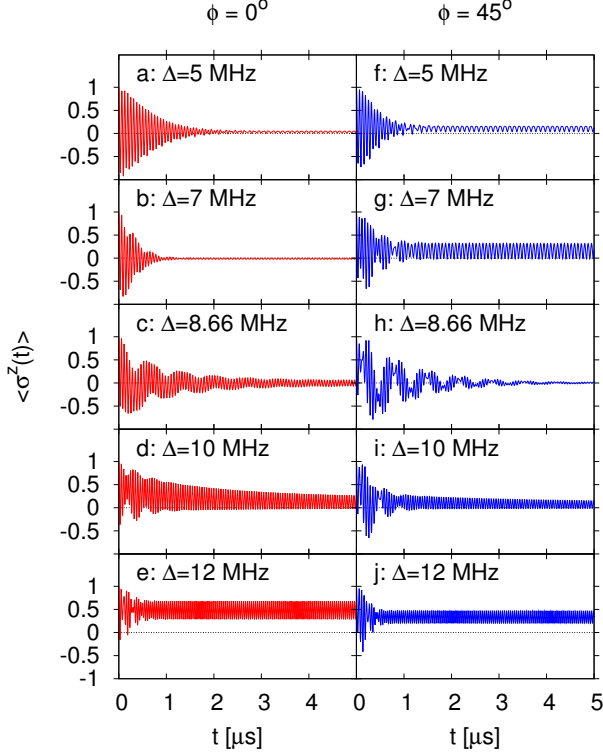


FIG. 3. (color online) Simulation results for the magnetization, as obtained by solving the TDSE for Hamiltonian Eq. (11), describing the system S coupled to bath-I, both subject to a time-dependent magnetic field. Bath-I contains $N_B = 28$ interacting spins, the spin-bath coupling $\lambda = 6$, $J = 1$ MHz, $K = 10$ MHz, $h_d = 15$ MHz, and $h_i = 0.12h_d = 1.8$ MHz.

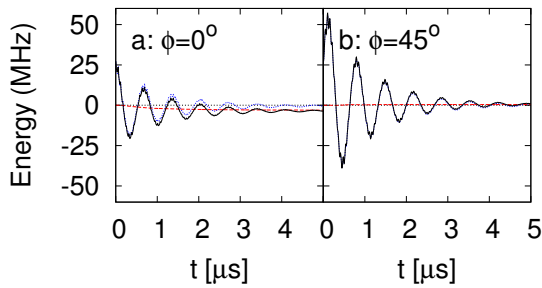


FIG. 4. (color online) Simulation results for the energy of the spin bath (dashed red line), the system (dotted blue line) and total energy (solid black line), as obtained by solving the TDSE for Hamiltonian Eq. (11), describing the single-spin system S coupled to a spin bath, both subject to a time-dependent magnetic field. The bath consists of $N_B = 28$ spins, the spin-bath coupling $\lambda = 6$, $J = 1$ MHz, $K = 10$ MHz, $h_d = 15$ MHz, $h_i = 0.12h_d = 1.8$ MHz, and $\Delta = 8.66$ MHz. The lines for the system and total energy nearly overlap. Results for non-resonant values of $\Delta = 8.66$ MHz are presented in Fig. S11.

($\Delta = h_d/\sqrt{3}$), the system and total energy exhibit a synchronized, damped oscillatory behavior with a frequency that is approximately given by the second Rabi frequency $F_R^{(2)} = 3h_i/4$.

In Fig. 5 we show the correlation function

$$B(t) = \frac{1}{N_B} \sum_{\alpha=x,y,z} \sum_{n=1}^{N_B} \langle \Psi(t=0) | I_n^\alpha(t) I_{n+1}^\alpha(t) | \Psi(t=0) \rangle, \quad (13)$$

that is, the sum of all equal-time, nearest-neighbor correlations of all bath-I pseudo spins components at the Floquet resonance $\Delta = 8.66$ MHz. A first observation is that these correlations are small (relative to the maximum of $B(t)$ which is equal to one). A second observation, less clear than in the case $h_i = 1.8$ MHz and $\phi = 0$, is that as time proceeds, the correlations seem to saturate. The transient dynamics includes signatures of the Floquet and Rabi dynamics, because the spin qubit is driving bath-I via the H_{SB} interaction. Also, it's important to note that a saturation of the bath-I internal dynamics can lead to an increase of the coherence time, as it was observed in the case of molecular magnets placed in high magnetic fields [39]. The behavior of the bath-I correlation $B(t)$ is very different from the that of the correlations in the model of interacting system spins, discussed in the next section.

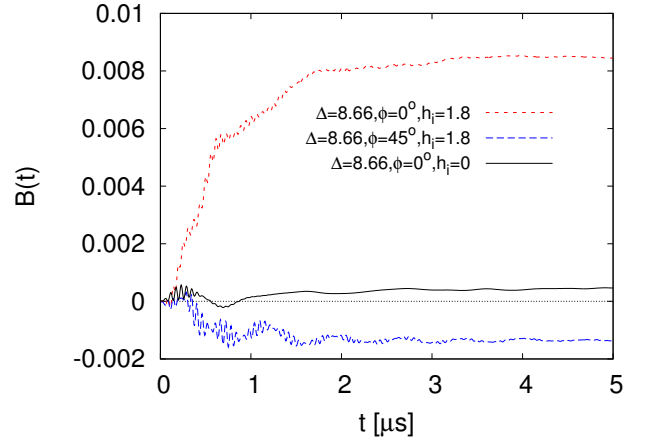


FIG. 5. (color online) Simulation results of correlation Eq. (13) obtained by solving the TDSE for Hamiltonian Eq. (11) describing the single-spin system S coupled to a spin bath, both subject to a time-dependent magnetic field. The bath consists of $N_B = 28$ interacting spins.

In summary: the model Eq. (11) reproduces the main features (see section I) of the spin dynamics observed in the ESR experiments on $\text{CaWO}_4:\text{Gd}^{3+}$.

VI. SYSTEM OF INTERACTING MAGNETIC MOMENTS

In the previous section, we studied effects of environments on the spin dynamics and found decaying and sustained Rabi oscillations. Regarding mechanisms for the magnetization decay, as an alternative to the coupling to environment, we may

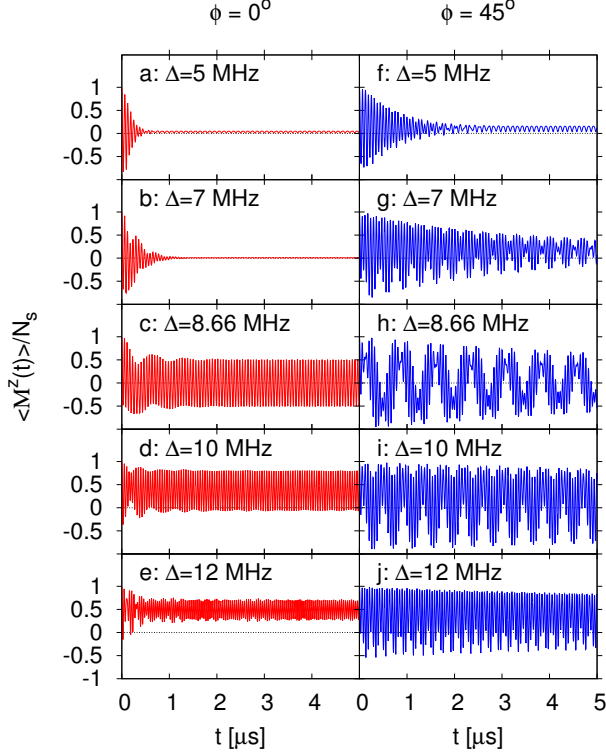


FIG. 6. (color online) Simulation results for the total magnetization obtained by solving the TDSE with Hamiltonian Eq. (15) for a system of $N_s = 28$ interacting spins, subject to a time-dependent magnetic field. The spin-spin coupling strength $\lambda = 5$, $h_d = 15$ MHz, and $h_i = 0.12h_d = 1.8$ MHz.

also consider interactions among the Gd^{3+} moments and the homogeneity of the microwave field. In this section, we study these two aspects by considering a collection of spins, each one representing the magnetic moment of a Gd^{3+} ion (and without additional spins representing a bath). The model describes N_s spins that interact with the external magnetic fields and with each other.

The Hamiltonian of the whole system takes the form

$$H(t) = \sum_{n=1}^{N_s} \left\{ -\omega_0 S_n^z - 2\omega_d S_n^x \sin[2\pi(f_0 + \Delta)t + \phi] - 2\omega_i S_n^x \sin[2\pi(f_0 - \Delta)t - \phi] \right\} - \lambda \sum_{1=m<n}^{N_s} \sum_{\alpha=x,y,z} C_{m,n,\alpha} S_m^\alpha S_n^\alpha, \quad (14)$$

where the parameter λ is used to set the overall strength of the coupling between the spins. The first term in Eq. (14) describes the spins in the external time-dependent magnetic field. The interaction between the spins is described by second term in Eq. (14). The coefficients $C_{m,n,k}$'s are taken to be uniform random frequencies in the range $[-1 \text{ MHz}, 1 \text{ MHz}]$. These randomly chosen $C_{m,n,k}$'s are assumed to mimic, in a simple manner, the essential features of the dipolar interactions between the Gd spins.

As before, it is advantageous to eliminate the very fast motion associated with the Larmor angular frequency ω_0 by changing to the rotating frame. The unitary transformation that accomplishes this is $U = \exp[i\omega_0(S_1^z + \dots + S_{N_s}^z)]$. Keeping only the secular terms, i.e. the terms that do not depend on ω_0 , the interaction Hamiltonian does not change and Eq. (14) becomes

$$H(t) = 2\pi \sum_{n=1}^{N_s} \left\{ \Delta S_n^z - h_d (S_n^x \sin \phi + S_n^y \cos \phi) + h_i [S_n^x \sin(4\pi t \Delta + \phi) - S_n^y \cos(4\pi t \Delta + \phi)] \right\} - \lambda \sum_{1=m<n}^{N_s} \sum_{\alpha=x,y,z} C_{m,n,\alpha} S_m^\alpha S_n^\alpha. \quad (15)$$

As the C 's in Eq. (15) are chosen uniformly random in the interval $[-1 \text{ MHz}, +1 \text{ MHz}]$, the average strength of the spin-spin interactions is $\lambda \langle |C_{m,n,\alpha}| \rangle = \lambda/2 \text{ MHz}$. On the other hand, the characteristic energy scale of the spins is $2\pi h_d \approx 94 \text{ MHz}$. Therefore, for $\lambda = 5$ (the value adopted in our simulations), this strength is at least an order of magnitude smaller than the characteristic energy scale of the qubit. In other words, the coupling between the spins may be considered to be weak.

If we naively consider a uniform distribution of impurities over the host lattice with the concentration that we believe applies to the sample, we estimate the magnitude of λC (see Eq.(17)) to be approximately 0.3 MHz. This is a factor of 10 smaller than the average interaction strength (2.5 MHz) used in our simulations. On the other hand, in our simulations, only a small (not more than 28 spins) cluster of spins suffice to create the "sustained Rabi oscillations". Assuming that average distance between the Gd^{3+} ions in this cluster is only about two times smaller than for a uniform distribution Gd^{3+} ions, changes the magnitude of magnitude of λC to approximately 3 MHz. A slightly different, clustered distribution of impurities would suffice. Clearly, there is a lot of uncertainty in these estimates but at least they are not off by orders of magnitude.

Another aspect, not explicitly included in our simulation models is the following. As a spin system, Gd^{3+} has $2S + 1 = 8$ levels, two of which are effectively used in the ESR experiment. It is well-known, e.g. in the field of superconducting qubits [40, 41], that multilevel structures contribute to decoherence of the two-level system regarded as the qubit. The two-level systems of the bath are a very simple model that can mimic "almost anything", as we also point out in the text. Also in this case, it is hard to put a reliable number on the interaction strength.

In the present case, to study the Rabi oscillations, we solve the TDSE with Hamiltonian Eq. (15) and take as the initial state a the product state of all spins up (along the z -axis), that is

$$|\Psi(t=0)\rangle = |\uparrow\rangle_1 \otimes \dots \otimes |\uparrow\rangle_{N_s}. \quad (16)$$

Instead of the plotting the expectation value of the z -component of each spin, we now plot $\langle M^z(t) \rangle = \sum_{n=1}^{N_s} \langle \sigma_n^z(t) \rangle$,

that is the z -component of the total magnetization.

Figure 6 shows the simulation data obtained by solving the TDSE for Hamiltonian Eq. (15) with a system of $N_S = 28$ interacting spins. Clearly, there is a significant qualitative difference between $\phi = 0$ and $\phi = 45^\circ$ data. Furthermore, the latter does not compare well with the data shown in Fig. 1(h–j). For completeness, Figs. S13 and S14 of the Supplemental Material [29] show the simulation data for the time evolution of the energy of the model Eq. (15).

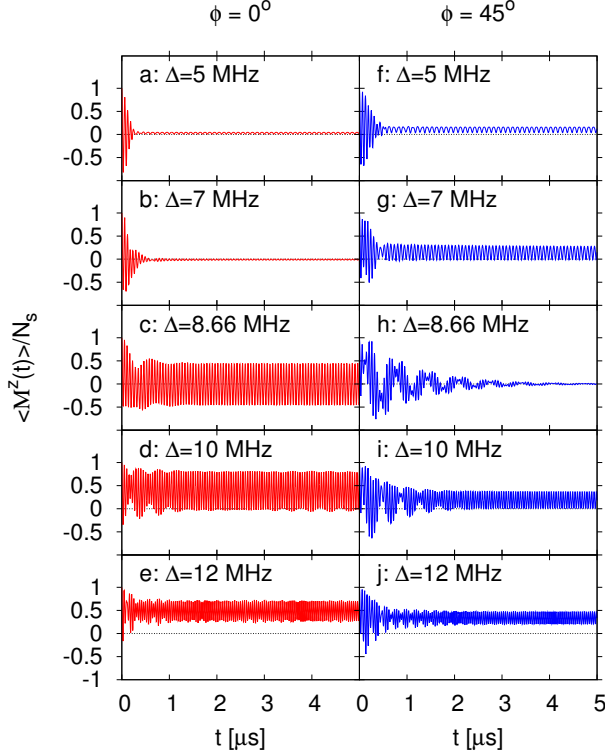


FIG. 7. (color online) Simulation results obtained by solving the TDSE with Hamiltonian Eq. (17) for a system of $N_S = 28$ interacting spins, spin-bath coupling $\lambda = 5$ and microwave field inhomogeneity $\delta = 0.1$.

A. Inhomogeneity of the microwave fields

The system of interacting spins, a trivial modification allows us to account for the inhomogeneity of the microwave fields. As we now show, the combination of spin-spin interactions and the inhomogeneity of the microwave fields yields satisfactory results. (for details see section IV C of the Supplemental Material [29]).

Instead of Eq. (15), we now take

$$H(t) = 2\pi \sum_{n=1}^{N_S} \left\{ \Delta S_n^z - h_{d,n} (S_n^x \sin \phi + S_n^y \cos \phi) + h_{i,n} [S_n^x \sin(4\pi t \Delta + \phi) - S_n^y \cos(4\pi t \Delta + \phi)] \right\} - \lambda \sum_{1=m<n}^{N_S} \sum_{\alpha=x,y,z} C_{m,n,\alpha} S_m^\alpha S_n^\alpha. \quad (17)$$

In words, we place each spin n in its own microwave fields $(h_{d,n}, h_{i,n})$. This modification has no impact on the computer resources it takes to solve the TDSE. For the simulations reported in this paper, the number of different $(h_{d,n}, h_{i,n})$ pairs is equal to $N_S = 28$.

Figure 7 shows the simulation data obtained by solving the TDSE with Hamiltonian Eq. (17) for a system of $N_S = 28$ interacting spins in a inhomogeneous microwave field. Although the inhomogeneity is weak ($\delta = 0.1$), it has considerable impact on the magnetization dynamics.

In the absence of spin-spin interactions ($\lambda = 0$) and inhomogeneities, all the spins perform the same motion, as discussed in section (IV). If $\lambda = 0$, small differences in the microwave amplitudes $h_{d,n}$ and $h_{i,n}$, see Eq. (17), lead to quantitative but no qualitative differences in the motion of the spins. However, if $\lambda \neq 0$, the random interactions among the spins act against the coherent motion of the spins and the Rabi oscillations decay on a short time scale, as illustrated in Fig. 7(a,f), except when the value of Δ satisfies the condition for the first Floquet resonance, see Fig. 7(c,h).

In the case of the bath-I model, see section V, the spin and the bath-I spins establish some kind of stationary state, see Fig. 4. In the case of model Eq. (17), the interactions among all the spins may destroy the correlations between the individual spins as time proceeds. In the present case, we take as a measure for these correlations

$$C(t) = \frac{2}{N_S(N_S - 1)} \sum_{1=m<n}^{N_S} \langle \Psi(t=0) | S_m^z(t) S_n^z(t) | \Psi(t=0) \rangle, \quad (18)$$

that is, the sum of all equal-time correlations of the z -components of all spins. Here we do not present real-time data for $C(t)$ (see Fig. (S15)) but rather show its Fourier transform, see Fig. 8. As our main interest is in the long-time behavior of $C(t)$, we discard the transient regime by considering real-time data for $1 \mu s \leq t \leq 5 \mu s$ only.

In the absence of the image drive $h_i = 0$ (see Fig. 8(a,d)), the Fourier transformed $C(t)$ exhibits almost no structure and has low intensity in comparison to the maximum intensities observed if the image drive is active ($h_i = 1.8 \text{ MHz}$, see Fig. 8(b,c,e,f)).

If the image drive is present ($h_i = 1.8 \text{ MHz}$, $\Delta = 5 \text{ MHz}$ and $\phi = 0$), Fig. 8(b) suggests a correlated motion with a frequency of $\approx 10 \text{ MHz} \approx 2\Delta$ (and some weak higher harmonics). The spin system is outside the Floquet resonance regime and therefore the only source of correlation is imposed by the image field drive, similarly to the case of bath-I presented in the previous section. Since the image drive runs at 2Δ , the correlation is driven at the same frequency.

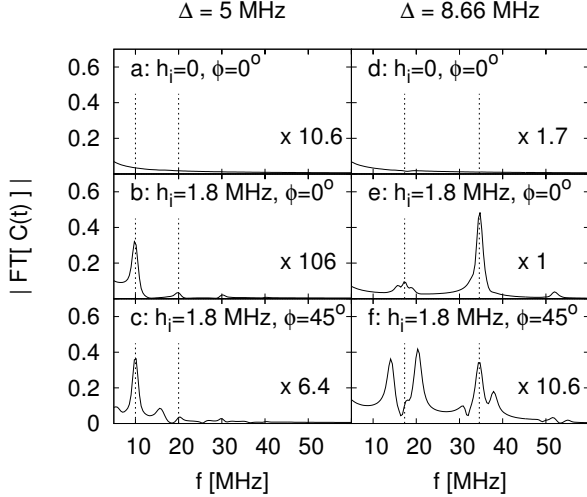


FIG. 8. Simulation results of the Fourier transformed correlation Eq. (18) obtained by solving the TDSE for Hamiltonian Eq. (17), describing a system of $N_S = 28$ interacting spins. The microwave field inhomogeneity $\delta = 0.1$. The positions of 2Δ and 4Δ are indicated by the two vertical dashed lines. The plots (b), (c), (e) and (f) correspond to plots (a), (c), (f), and (h) in Fig. 7, respectively. At the Floquet resonance, the spins tend to develop a synchronized motion seen as a signal at 4Δ .

This picture changes drastically if the image drive is present and Δ satisfies the condition for the first Floquet resonance $2\Delta = (h_d^2 + \Delta)^{1/2} = F_R \approx 17.3 \text{ MHz}$. Then Fig. 8(e) suggest a correlated motion with a frequency of $\approx 35 \text{ MHz} \approx 4\Delta = 2F_R$, that is a frequency of four (not two as in the case $\Delta = 5 \text{ MHz}$) times the Rabi frequency. Assuming that the z -component of each spin is oscillating with some frequency, then multiplying two such components (see $S_m^z(t)S_n^z(t)$ in Eq. (18)) gives rise to an oscillation with twice that frequency. Thus, the clear signal at $\approx 4\Delta$ suggests that z -component of each spin is oscillating with a frequency of 2Δ imposed by the image drive and that there is some collective motion of these components. In other words, at the Floquet resonance, the image drive induces long-time correlations between the spins seen in the Fourier transform at a frequency of $2F_R$. For $\phi = 45^\circ$ the magnetization dynamics shows a much richer structure (see Fig. 7(h)) which is also reflected in a more complicated spectrum, see Fig. 8(g), but the signal at $2F_R$ is also clearly visible.

The results the TDSE simulations for the model of interacting spins can be summarized as follows:

1. Qualitatively, model Eq. (15) does not reproduces the features of the Rabi oscillations shown in Fig. 1. In particular, there is a clear qualitative difference between Figs. 1(h-j) and 6(h-j), that is if $\phi = 45^\circ$. Therefore, model Hamiltonian Eq. (15) alone does not seem to describe well such oscillations.
2. However, accounting for the inhomogeneity of the microwave field as in model Eq. (17), considerably im-

proves the qualitative agreement with the experimental data (compare Fig. 1 with Fig. 7).

3. At the Floquet resonance, all interacting spins are developing a synchronised motion. The effect disappears quickly when the resonance condition is not met.

VII. CONCLUSION

Following its experimental implementation presented in Ref. [24], a spin qubit subject to two different microwave drives, one that induces Rabi oscillations and a much weaker second one aiming to preserve coherence was shown to extend the coherence time of a spin qubit. In this paper, this protocol is analyzed theoretically by numerically solving the time-dependent Schrödinger equation of two different microscopic many-body systems. The models considered are: (i) a spin qubit interacting with a collection of two-level systems representing a bath (bath-I) and (ii) weakly interacting spin qubits in which the spin qubits themselves act as a bath (bath-II).

We discuss the conditions for properly describing the measured Rabi oscillations [24] and analyze the microscopic internal dynamics simulated for each type of bath. We find a small amount of saturation building up in the spin-spin correlations of bath-I at long time scales while the transitory regime shows signatures of the Floquet dynamics. For the second model with bath-II, one clearly observe the build up of a synchronised motion of the bath spins, sustained for very long times. Both microscopic models are shown to be capable of reproducing the main feature of the spin dynamics observed in the ESR experiments on $\text{CaWO}_4:\text{Gd}^{3+}$.

The results of our simulation work suggest that in order to capture the essence of the real-time dynamics of a spin as observed in the ESR experiments described above, the effect of dynamics of this spin on the dynamics of the bath degrees of freedom has to be taken into account. The dynamics of the bath degrees must be treated on the same footing as the dynamics of the spin itself. The build up of correlations between the spin and the bath spin result in a synchronous motion of all the spins, having the effect of partial preservation of the phases.

We have demonstrated that with the computational resources that are available today, it is possible to simulate the real-time dynamics of many-body quantum spin systems over a time span that is experimentally relevant. Our numerical simulations show how correlations are building up in the baths when the Floquet protocol is implemented, leading to a preservation of the coherence of the qubit. Both microscopic models are shown to be capable of reproducing the main feature of the spin dynamics observed in the ESR experiments on $\text{CaWO}_4:\text{Gd}^{3+}$.

In view of the various physical mechanisms that may be at play, it would be best to consider a model that simultaneously includes several of them. Unfortunately, limitations imposed by computer resources force us to consider the effects of different mechanisms separately.

ACKNOWLEDGMENTS

The authors gratefully acknowledge the Gauss Centre for Supercomputing e.V. (www.gauss-centre.eu) for funding this project by providing computing time on the GCS Supercomputer JUWELS at Jülich Supercomputing Centre (JSC). Support from the project Jülich UNified Infrastructure for Quantum computing (JUNIQ) that has received funding from the German Federal Ministry of Education and Research (BMBF) and the Ministry of Culture and Science of the State of North Rhine-Westphalia is gratefully acknowledged. S.M. acknowl-

edges support by the Elements Strategy Initiative Center for Magnetic Materials (ESICMM) (Grant No. 12016013) funded by the Ministry of Education, Culture, Sports, Science and Technology (MEXT) of Japan and also by the Grants-in-Aid for Scientific Research C (No.18K03444) from MEXT. I.C. acknowledges partial support by the National Science Foundation Cooperative Agreement No. DMR-1644779 and the State of Florida. Experimental data presented in this paper have been obtained with the help of the French research infrastructure IR INFRANALYTICS FR2054.

-
- [1] L. Chirolli and G. Burkard, Decoherence in solid-state qubits, *Advances in Physics* **57**, 225 (2008).
 - [2] J. Yoneda, K. Takeda, T. Otsuka, T. Nakajima, M. R. Delbecq, G. Allison, T. Honda, T. Kodera, S. Oda, Y. Hoshi, N. Usami, K. M. Itoh, and S. Tarucha, A quantum-dot spin qubit with coherence limited by charge noise and fidelity higher than 99.9%, *Nature Nanotechnology* **13**, 102 (2018).
 - [3] L. Viola and S. Lloyd, Dynamical suppression of decoherence in two-state quantum systems, *Phys. Rev. A* **58**, 2733 (1998).
 - [4] L. Viola, E. Knill, and S. Lloyd, Dynamical Decoupling of Open Quantum Systems, *Phys. Rev. Lett.* **82**, 2417 (1999).
 - [5] L. Viola, S. Lloyd, and E. Knill, Universal Control of Decoupled Quantum Systems, *Phys. Rev. Lett.* **83**, 4888 (1999).
 - [6] G. S. Uhrig, Keeping a Quantum Bit Alive by Optimized pi-Pulse Sequences, *Phys. Rev. Lett.* **98**, 100504 (2007).
 - [7] K. Khodjasteh and D. A. Lidar, Fault-Tolerant Quantum Dynamical Decoupling, *Phys. Rev. Lett.* **95**, 180501 (2005).
 - [8] J.-M. Cai, B. Naydenov, R. Pfeiffer, L. P. McGuinness, K. D. Jahnke, F. Jelezko, M. B. Plenio, and A. Retzker, Robust dynamical decoupling with concatenated continuous driving, *New J. Phys.* **14**, 113023 (2012).
 - [9] I. Cohen, N. Aharon, and A. Retzker, Continuous dynamical decoupling utilizing time-dependent detuning, *Fortschritte Phys.* **65**, 1600071 (2017).
 - [10] P. Facchi, D. A. Lidar, and S. Pascazio, Unification of dynamical decoupling and the quantum Zeno effect, *Phys. Rev. A* **69**, 032314 (2004).
 - [11] F. F. Fanchini, J. E. M. Hornos, and R. d. J. Napolitano, Continuously decoupling single-qubit operations from a perturbing thermal bath of scalar bosons, *Phys. Rev. A* **75**, 022329 (2007).
 - [12] D. Farfurnik, N. Aharon, I. Cohen, Y. Hovav, A. Retzker, and N. Bar-Gill, Experimental realization of time-dependent phase-modulated continuous dynamical decoupling, *Phys. Rev. A* **96**, 013850 (2017).
 - [13] J. Teissier, A. Barfuss, and P. Maletinsky, Hybrid continuous dynamical decoupling: A photon-phonon doubly dressed spin, *J. Opt.* **19**, 044003 (2017).
 - [14] S. Rohr, E. Dupont-Ferrier, B. Pigeau, P. Verlot, V. Jacques, and O. Arcizet, Synchronizing the Dynamics of a Single Nitrogen Vacancy Spin Qubit on a Parametrically Coupled Radio-Frequency Field through Microwave Dressing, *Phys. Rev. Lett.* **112**, 010502 (2014).
 - [15] S. Bertaina, J. H. Shim, S. Gambarelli, B. Z. Malkin, and B. Barbara, Spin-Orbit Qubits of Rare-Earth-Metal Ions in Axially Symmetric Crystal Fields, *Phys. Rev. Lett.* **103**, 226402 (2009).
 - [16] J. Zeisner, O. Pilone, L. Soriano, G. Gerbaud, H. Vezin, O. Jeannin, M. Fourmigué, B. Büchner, V. Kataev, and S. Bertaina, Coherent spin dynamics of solitons in the organic spin chain compounds (*o*-DMTTF)₂X (X=Cl,Br), *Phys. Rev. B* **100**, 224414 (2019).
 - [17] L. Soriano, O. Pilone, M. D. Kuz'min, H. Vezin, O. Jeannin, M. Fourmigué, M. Orio, and S. Bertaina, Electron-spin interaction in the spin-Peierls phase of the organic spin chain (*o*-DMTTF)₂X (X=Cl, Br, I), *Phys. Rev. B* **105**, 064434 (2022).
 - [18] S. Bertaina, L. Chen, N. Groll, J. Van Tol, N. S. Dalal, and I. Chiorescu, Multiphoton Coherent Manipulation in Large-Spin Qubits, *Phys. Rev. Lett.* **102**, 50501 (2009).
 - [19] S. Bertaina, G. Yue, C.-E. Dutoit, and I. Chiorescu, Forbidden coherent transfer observed between two realizations of quasi-harmonic spin systems, *Phys. Rev. B* **96**, 024428 (2017).
 - [20] M. Le Dantec, M. Rančić, S. Lin, E. Billaud, V. Ranjan, D. Flanigan, S. Bertaina, T. Chaneïère, P. Goldner, A. Erb, R. B. Liu, D. Estève, D. Vion, E. Flurin, and P. Bertet, Twenty-three-millisecond electron spin coherence of erbium ions in a natural-abundance crystal, *Sci. Adv.* **7**, eabj9786 (2021).
 - [21] S. Welinski, P. J. T. Woodburn, N. Lauk, R. L. Cone, C. Simon, P. Goldner, and C. W. Thiel, Electron Spin Coherence in Optically Excited States of Rare-Earth Ions for Microwave to Optical Quantum Transducers, *Phys. Rev. Lett.* **122**, 10.1103/physrevlett.122.247401 (2019).
 - [22] H.-J. Lim, S. Welinski, A. Ferrier, P. Goldner, and J. J. L. Morton, Coherent spin dynamics of ytterbium ions in yttrium orthosilicate, *Phys. Rev. B* **97**, 064409 (2018).
 - [23] A. Bienfait, J. J. Pla, Y. Kubo, X. Zhou, M. Stern, C. C. Lo, C. D. Weis, T. Schenkel, D. Vion, D. Esteve, J. J. L. Morton, and P. Bertet, Controlling spin relaxation with a cavity, *Nature* **531**, 74 (2016).
 - [24] S. Bertaina, H. Vezin, H. De Raedt, and I. Chiorescu, Experimental protection of quantum coherence by using a phase-tunable image drive, *Sci. Rep.* **10**, 21643 (2020).
 - [25] A. Russomanno and G. E. Santoro, Floquet resonances close to the adiabatic limit and the effect of dissipation, *J. Stat. Mech. Theory Exp.* **2017**, 103104 (2017).
 - [26] K. C. Miao, J. P. Blanton, C. P. Anderson, A. Bourassa, A. L. Crook, G. Wolfowicz, H. Abe, T. Ohshima, and D. D. Awschalom, Universal coherence protection in a solid-state spin qubit, *Science* **369**, 1493 (2020).
 - [27] G. Wang, Observation of the high-order Mollow triplet by quantum mode control with concatenated continuous driving, *Phys. Rev. A* **103**, 10.1103/physreva.103.022415 (2021).
 - [28] Wang, Liu, and P. Cappellaro, Coherence protection and decay mechanism in qubit ensembles under concatenated continuous driving, *New J. Phys.* **22**, 123045 (2020).

- [29] See Supplemental Material at [URL] for calculation details: Transformation to the rotating frame, Schrodinger dynamics of the single-spin system, Floquet theory, quantum master equation approach, TDSE simulations, spin-spin correlations,.
- [30] M. Suzuki, General Decomposition Theory of Ordered Exponentials, *Proc. Jpn. Acad. Ser. B* **69**, 161 (1993).
- [31] H. De Raedt and K. Michielsen, Computational Methods for Simulating Quantum Computers, in *Handbook of Theoretical and Computational Nanotechnology*, edited by M. Rieth and W. Schommers (American Scientific Publishers, Los Angeles, 2006) pp. 2 – 48.
- [32] H.-P. Breuer and F. Petruccione, *The Theory of Open Quantum Systems* (Oxford University Press, Oxford, 2002).
- [33] M. G. Floquet, Sur les équations différentielles linéaires à coefficients périodiques, *Ann. Ecole Norm. Suppl.* **12**, 47 (1883).
- [34] M. Grifoni and P. Hänggi, Driven quantum tunneling, *Physics Reports* **304**, 229 (1998).
- [35] P. Zhao, H. De Raedt, S. Miyashita, F. Jin, and K. Michielsen, Dynamics of open quantum spin systems: An assessment of the quantum master equation approach, *Phys. Rev. E* **94**, 022126 (2016).
- [36] H. De Raedt, F. Jin, M. I. Katsnelson, and K. Michielsen, Relaxation, thermalization, and Markovian dynamics of two spins coupled to a spin bath, *Phys. Rev. E* **96**, 053306 (2017).
- [37] T. Shirai, T. Mori, and S. Miyashita, Condition for emergence of the Floquet-Gibbs state in periodically driven open systems, *Phys. Rev. E* **91**, 030101 (2015).
- [38] T. Shirai, J. Thingna, T. Mori, S. Denisov, P. Hänggi, and S. Miyashita, Effective Floquet–Gibbs states for dissipative quantum systems, *New J. Phys.* **18**, 053008 (2016).
- [39] S. Takahashi, J. van Tol, C. C. Beedle, D. N. Hendrickson, L.-C. Brunel, and M. S. Sherwin, Coherent Manipulation and Decoherence of S=10 Single-Molecule Magnets, *Phys. Rev. Lett.* **102**, 4 (2009).
- [40] J. Koch, T. M. Yu, J. Gambetta, A. A. Houck, D. I. Schuster, J. Majer, A. Blais, M. H. Devoret, S. M. Girvin, and R. J. Schoelkopf, Charge-insensitive qubit design derived from the Cooper pair box, *Phys. Rev. A* **76**, 042319 (2007).
- [41] D. Willsch, M. Nocon, F. Jin, H. De Raedt, and K. Michielsen, Gate-error analysis in simulations of quantum computers with transmon qubits, *Phys. Rev. A* **96**, 062302 (2017).