

Tiny-Sepformer: A Tiny Time-Domain Transformer Network for Speech Separation

Jian Luo¹, Jianzong Wang^{1*}, Ning Cheng¹, Edward Xiao², Xulong Zhang¹, Jing Xiao¹

¹ Ping An Technology (Shenzhen) Co., Ltd.

² Aquinas International Academy, CA, USA

Abstract

Time-domain Transformer neural networks have proven their superiority in speech separation tasks. However, these models usually have a large number of network parameters, thus often encountering the problem of GPU memory explosion. In this paper, we proposed Tiny-Sepformer, a tiny version of Transformer network for speech separation. We present two techniques to reduce the model parameters and memory consumption: (1) Convolution-Attention (CA) block, splitting the vanilla Transformer to two paths, multi-head attention and 1D depthwise separable convolution, (2) parameter sharing, sharing the layer parameters within the CA block. In our experiments, Tiny-Sepformer could greatly reduce the model size, and achieves comparable separation performance with vanilla Sepformer on WSJ0-2/3Mix datasets.

Index Terms: transformer, separable convolution, parameter sharing, speech separation, tiny ML

1. Introduction

Single-channel multi-speaker speech separation is a significant speech task in real-world applications. Robust speech separation could improve the performance of downstream tasks, such as speaker identification, speech recognition, *etc* [1, 2]. However, speech separation is a difficult task, often known as the cocktail-party problem [3]. People have made great efforts on deep learning models [4, 5, 6, 7, 8], which were proposed to advance the progress of this tough task.

Traditional speech separation approaches often transform the mixture signals to time-frequency domain and estimate the clean spectrogram of each speaker from the mixture spectrogram. TasNet [9] directly models the audio signal in the time-domain. Conv-TasNet [10] replaces the LSTM of TasNet with 1-D dilated convolutions and it stacks deep convolutional blocks, to model the long-term dependency [11, 12]. To promote the efficiency of handling long time-domain sequence, dual-path frameworks were presented. DPRNN [13] splits the sequence into small chunks, and applies intra and inter chunk operations iteratively. DPTNet [14] introduces Transformer into the recurrent network of DPRNN, and outperforms the vanilla DPRNN. Sepformer [15] was proposed as a RNN-free neural network. The intra and inter chunk operations of masking network are solely based on Transformer, to capture both local and long-term information.

Despite the remarkable achievements of the above Transformer models, they still encounter with some tough problems. One is that they usually have large network parameters, thus often resulting in GPU memory explosion. In this work, we focus on the reduction of network parameters and GPU memory consumption.

Recently, many memory or time efficient attention-based models have been proposed. In Linformer [16], the self-attention mechanism is approximated by a low-rank matrix, resulting a linear complexity Transformer. Performer [17] used a FAVOR+ method to model kernelizable attention mechanism efficiently, instead of sparsity or low-rankness. DF-Conformer [18] integrates Conformer [19] layers with FAVOR+ mechanism into the mask prediction network of Conv-TasNet. Most of these works implemented a efficient system by reducing the self-attention from quadratic to linear complexity, but still have a large amount of model parameters.

In this work, inspired by Lite-Transformer [20], we used Convolution-Attention (CA) block into the masking network, which splits the layer into convolution path and attention path parallelly. The convolution path has much less parameters than the attention path. Moreover, the convolution part of CA is 1D separable convolution [21], which could further reduce the computation. Besides the separable convolution, we also applied parameter sharing technique [22, 23]. All of the layer parameters within one IntraCA/InterCA network are shared, but we do not share the parameters across different IntraCA/InterCA networks. In summary, our proposed Tiny-Sepformer has two major contributions to speech separation: (1) CA network, (2) parameter sharing.

2. Tiny-Sepformer

In this work, we propose the Tiny-Sepformer, a tiny Transformer network for speech separation. Tiny-Sepformer is a time-domain masking approach, and is composed of three modules: (1) an encoder θ_{enc} , making convolutions on time-domain mixture-signal $X = (x_1, x_2, \dots, x_T)$ to the feature representation $H = (h_1, h_2, \dots, h_T)$, where T is the length of time-domain signal, (2) a masking network θ_{mask} , employing dual-path tiny Convolution-Attention (CA) blocks θ_{ca} on H , to estimate K mask matrices $M_{1:k} = \{M_1, M_2, \dots, M_K\}$ for each of the K speakers in the mixture-signal, and (3) a decoder θ_{dec} , reconstructing the separated signals $\hat{X}_{1:k} = \{\hat{X}_1, \hat{X}_2, \dots, \hat{X}_K\}$ in the time domain by multiplying the masks M_K with H for each of the K speaker.

2.1. Model Architecture

The overall model architecture is depicted in Figure 1. The time-domain mixture-signal X is firstly fed into the encoder θ_{enc} . The encoder θ_{enc} is a single 1D-convolutional layer, followed by ReLU activation. The hidden feature representation H is extracted through the encoder.

$$H = \theta_{enc}(X) = \text{ReLU}(\text{Conv1D}(X)) \quad (1)$$

*Corresponding author: Jianzong Wang, jzwang@188.com

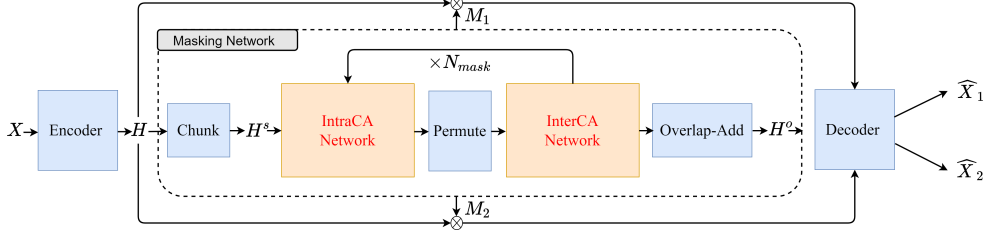


Figure 1: The Model Architecture of Tiny-Sepformer

After that, the encoder output H is used as the input of the masking network θ_{mask} , to produce mask matrices $M_{1:K}$.

$$M_{1:K} = \theta_{mask}(H) \quad (2)$$

Finally, the mask matrices $M_{1:K}$ and hidden features of encoder H are as the input of the decoder θ_{dec} . The decoder θ_{dec} is a transposed convolutional layer with the same stride and kernel size of the encoder θ_{enc} . The decoder outputs the separated signal $\hat{X}_{1:K}$ from each source $\{1, 2, \dots, K\}$.

$$\hat{X}_k = \theta_{dec}(M_k, H) = \text{Conv1D}^T(M_k \odot H) \quad (3)$$

In which, Conv1D^T is the transposed convolution, and \odot is denoted as element-wise multiplication. The objective of model training is maximizing the Scale-Invariant Source-to-Noise Ratio (SI-SNR). We use Utterance-level Permutation Invariant Training (uPIT) [24, 25] loss during training to deal with the label permutation problem.

2.2. Masking Network

The masking network consists of three steps: (1) pre-processing and chunking, (2) the proposed tiny Convolution-Attention (CA) blocks θ_{ca} , and (3) post-processing and overlap-add.

Firstly, the encoder feature sequence H is normalized with layer normalization, and processed by a linear layer to produce the H^d with dimension $T \times D$.

$$H^d = \text{Linear}(\text{LayerNorm}(H)) \quad (4)$$

After pre-processing, the hidden feature sequence H^d is processed by the segmentation operation. The segmentation splits two dimensional $H^d \in T \times D$ into three dimensional chunks $H^s \in T_S \times S \times D$ with 50% overlap. In which, S is the chunk size of segmentation, and T_S is the chunk number of segmentation result. The chunked H^s is fed into several CA blocks θ_{ca} , which will be detailed in Section 2.3. The CA blocks will be performed by N_{mask} times iteratively to produce H^{ca} .

$$H^{ca} = \theta_{ca}(H^s) \times N_{mask} \quad (5)$$

The output of CA block H^{ca} remains the same dimension $T_S \times S \times D$ with the input H^s . Then, H^{ca} is processed by a linear layer with dimension $(D \times K)$ and with using the PReLU activation.

$$H^{dk} = \text{PReLU}(\text{Linear}(H^{ca})) \quad (6)$$

This post-processing operation generates feature maps $H^{dk} \in T_S \times S \times (D \times K)$ for each of the K speakers. Afterwards, the Overlap-Add [13] is operated on H^{dk} , merging the three dimensional chunked sequence into two dimensional feature sequence $H^o \in T \times (D \times K)$.

$$M_{1:K} = \text{ReLU}(\text{Linear}(H^o) \times 2) \quad (7)$$

At the end, this representation H^o is through two linear layers and a ReLU activation to obtain the mask matrices $M_{1:K}$ for each of the K speakers. The dimension of each mask M_K is $T \times D$.

2.3. Convolution-Attention (CA) Block

The Convolution-Attention (CA) Block θ_{ca} is the core module of masking network. There are two kinds of network in the masking network: (1) IntraCA network θ_{ca}^{intra} , operating within each chunk to model local features, (2) InterCA network θ_{ca}^{inter} , processing between all the chunks to capture long dependency. The θ_{ca} block are designed to process θ_{ca}^{intra} network firstly, then permute the feature dimension from $T_S \times S \times D$ to $S \times T_S \times D$, and process θ_{ca}^{inter} network at last.

$$\begin{aligned} H^{ca} &= \theta_{ca}(H^s) \\ &= \theta_{ca}^{inter}(\mathcal{P}(\theta_{ca}^{intra}(H^s) \times N_{intra})) \times N_{inter} \end{aligned} \quad (8)$$

In which, \mathcal{P} is denoted as the permutation operation. IntraCA θ_{ca}^{intra} is performed N_{intra} times, and InterCA θ_{ca}^{inter} will perform by N_{inter} times iteratively.

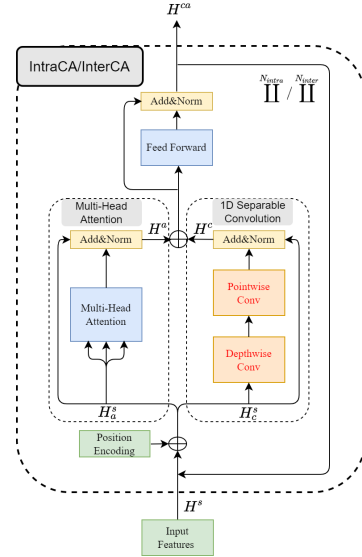


Figure 2: The Structure of IntraCA/InterCA Network

As depicted in Figure 2, IntraCA or InterCA network contains two parts: (1) multi-head attention, (2) 1D depthwise separable convolution. IntraCA θ_{ca}^{intra} and InterCA θ_{ca}^{inter} have

the same network structure, but have different network parameters. Taking IntraCA θ_{ca}^{intra} as the example, the input feature $H^s \in T_S \times S \times D$ is split into two paths: (1) attention feature $H_a^s \in T_S \times S \times D_a$, and (2) convolution feature $H_c^s \in T_S \times S \times D_c$, where $D_c + D_a = D$. The choices of D_c and D_a will be analyzed in Section 3.4. The attention feature H_a^s is fed into the standard multi-head attention mechanism, followed by layer normalization.

$$H^a = \text{LayerNorm}(\text{MultiHeadAttention}(H_a^s) + H_a^s) \quad (9)$$

Mean while, the other branch H_c^s is processed by the 1D depthwise separable convolution as follows:

$$H_d^s = \text{DepthwiseConv1D}(H_c^s) \quad (10)$$

$$H_p^c = \text{PointwiseConv1D}(H_d^s) \quad (11)$$

followed by residual addition and layer normalization.

$$H^c = \text{LayerNorm}(H_p^c + H_c^s) \quad (12)$$

The 1D depthwise separable convolution could dramatically reduce the number of network parameters. In addition, the dimension reduction of multi-head attention D_a could also make a light attention layer.

After that, the output of two path H^a and H^c are concatenated together, feeding into feed-forward layers as follows:

$$H_f^{ca} = \text{FeedForward}(H^a \oplus H^c) \quad (13)$$

In which, \oplus is denoted as concatenated operation. The dimension of feed-forward layer is denoted as D_f . Following the feed-forward layer are residual addition and layer normalization, similar to the vanilla Transformer network.

$$H^{ca} = \text{LayerNorm}(H_f^{ca} + H^a \oplus H^c) \quad (14)$$

2.4. Parameter Sharing

Another idea of parameters reduction is cross-layer parameter sharing. There are several methods of sharing parameters, such as sharing the feed-forward network parameters, or only sharing attention and convolution parameters. In this work, we propose to share all the layer parameters within IntraCA/InterCA network, but different IntraCA/InterCA networks have different parameters. Therefore, with parameter sharing, the Equation 8 is modified as following:

$$H^{ca} = \theta_{ca}(H^s) = \prod_{N_{inter}} \theta_{ca}^{inter}(\mathcal{P}(\prod_{N_{intra}} \theta_{ca}^{intra}(H^s))) \quad (15)$$

In which, \prod^N means that performing the network layer by N times iteratively, but each iteration has the same layer parameters. With this approach, the parameters of θ_{ca}^{intra} could decrease to $1/N_{intra}$ of the original network, as well as the $1/N_{inter}$ parameters for θ_{ca}^{inter} . We share all the layers in IntraCA θ_{ca}^{intra} and InterCA θ_{ca}^{inter} respectively, resulting in much fewer network parameters of the Tiny-Sepformer model.

2.5. Compared with Conformer

The most relevant structure to CA block is Conformer [19], which connects the attention and convolution in serial. The motivation of our work is to reduce the model parameters. Therefore, we design to connect the multi-head attention and 1D depthwise separable convolution in parallel. For simplicity, in this section, we denoted the input feature of the block as

Table 1: The Model Parameters of Attention and Convolution

Network	Parameters
Multi-Head Attention	$4 \times D^2$
1D Depthwise Separable Convolution	$K \times D + D^2$
Attention+Convolution in Serial (Conformer)	$K \times D + 5 \times D^2$
Attention+Convolution in Parallel (CA)	$\frac{K}{2} \times D + \frac{5}{4} \times D^2$

$H^s \in T \times D$, where T is the number of time steps and D is the channel dimension. Then, the parameters of attention and convolution paths are as Table 1:

The query, key, value and multi-head projection matrix has D^2 parameters respectively. Thus, for multi-head attention, the parameters are $4 \times D^2$. The separable convolution has a depthwise convolutional layer with kernel size K on each channel individually, and a pointwise convolutional layer on each frame independently but across all channels D . Therefore, for separable convolution, the parameters are $K \times D + D^2$. If connecting Attention+Convolution in Serial (Conformer) and keeping the feature dimension as D , their parameters are added together ($K \times D + 5 \times D^2$). For our CA block (Attention+Convolution in Parallel), the input feature is split into two branches: $D_a + D_c = D$. In Table 1, we set $D_a = D_c = \frac{1}{2} \times D$ for simplicity, then the parameters are reduced to $\frac{K}{2} \times D + \frac{5}{4} \times D^2$. Through the channel division operation, the parameters of CA block are much less than vanilla Transformer and Conformer, and still keep the feature dimension as D into next feedforward layer.

3. Experiment

3.1. Dataset

We use the WSJ0-2mix and WSJ0-3mix [26] datasets to evaluate our Tiny-Sepformer model. These two datasets were generated by randomly selecting utterances from the WSJ0 corpus, and mixing them with two and three speakers. 30 hours of training, 10 hours of validation and 5 hours of test speech dataset were used for all the experiments. All the speech were downsampled to 8kHz in the data pre-processing.

3.2. Model Configuration

We conducted all the experiments using the SpeechBrain toolkit [27]. For encoder θ_{enc} , the 1D-convolutional layer has 256 filters, a kernel size of 16, and a stride factor of 8. For masking network θ_{mask} , the dimension D of pre-processing is 256. The segmentation splits the chunks with chunk size $S = 250$ with 50% overlap. For decoder θ_{dec} , the transposed convolutional layer has the same kernel size and stride factor with the encoder.

We use dynamic mixing (DM) [28] and speed perturbation (95%-105% randomly) for data augmentation. Adam optimizer [29] was used with learning rate of $1.5e^{-4}$. We also use automatic mixed precision [30] to speed up training.

3.3. Result

In our experiments, Scale-Invariant Source-to-Noise Ratio improvement (SI-SNRi) and Signal-to-Distortion Ratio improvement (SDRi) [31] are used as the evaluating metrics. As listed in Table 2, we firstly explored different configuration of CA blocks number N_{mask} , IntraCA layers number N_{intra} , and InterCA layers number N_{inter} . The results indicated that our Tiny-Sepformer models achieve comparable separation perfor-

Table 2: Different Layer Configurations of Tiny-Sepformer, Results on WSJ0-2Mix and WSJ0-3Mix

Model	N_{mask}	N_{intra}	N_{inter}	WSJ0-2Mix		WSJ0-3Mix		Sharing	Param
				SI-SNRi	SDRi	SI-SNRi	SDRi		
Sepformer-16 [15]	2	4	4	14.08	15.01	12.29	13.19	No	13.0M
Sepformer-32 [15]	2	8	8	15.08	16.04	12.67	13.71	No	25.7M
Sepformer-32 [15]	4	4	4	15.07	16.02	13.02	14.01	No	25.7M
Tiny-Sepformer-16	2	4	4	14.29	15.13	12.87	13.85	No	10.2M
Tiny-Sepformer-32	2	8	8	15.09	16.03	14.38	15.36	No	20.0M
Tiny-Sepformer-32	4	4	4	15.10	16.07	14.50	15.53	No	20.0M
Tiny-SepformerS-16	2	4	4	13.51	14.22	12.38	13.21	Yes	2.9M
Tiny-SepformerS-32	2	8	8	14.66	15.39	12.77	13.63	Yes	2.9M
Tiny-SepformerS-32	4	4	4	15.16	15.98	13.91	14.79	Yes	5.3M

Table 3: Different Channel Divisions of Tiny-Sepformer-32 and Tiny-SepformerS-32, Results on WSJ0-2Mix

Model	IntraCA D_c, D_a	InterCA D_c, D_a	WSJ0-2Mix	
			SI-SNRi	SDRi
Tiny-Sepformer-32	128, 128	128, 128	15.10	16.07
Tiny-Sepformer-32	192 , 64	64, 192	15.46	16.36
Tiny-Sepformer-32	64, 192	192 , 64	14.97	15.87
Tiny-SepformerS-32	128, 128	128, 128	15.16	15.98
Tiny-SepformerS-32	192 , 64	64, 192	15.21	16.06
Tiny-SepformerS-32	64, 192	192 , 64	15.13	15.95

mance with vanilla Sepformer on both WSJ0-2mix and WSJ0-3mix datasets, but have fewer model parameters. Furthermore, using the method of parameter sharing, the Tiny-SepformerS model could greatly reduce the model size, but with only a little performance degradation. All of the models are trained for 150 epochs with batchsize 1 on one NVIDIA V100 GPU card with 16 GB memory. In particular, the 32-layers Sepformer-32 is trained within 16 GB GPU, instead of 32 GB. We set a limit of training signal length T to 64K, to control the GPU memory consumption. For fair comparison, our Tiny-Sepformer-32 and Tiny-SepformerS-32 models used the same setting of this length limit.

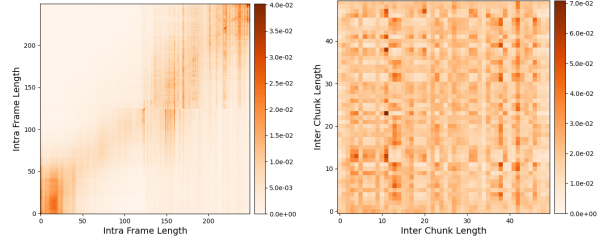
3.4. Channel Division

As shown in Table 3, we also investigate different channel divisions of multi-head attention D_a and separable convolution D_c in IntraCA and InterCA network respectively. The best Tiny-Sepformer-32 and Tiny-SepformerS-32 models ($N_{mask} = N_{intra} = N_{inter} = 4$) in Table 2 are used. The feed-forward dimension D_f is 1024, and the number of attention heads is 8. The convolutional kernel size of IntraCA is 51, and the kernel size of InterCA is 11. The results demonstrated that large D_c dimension ($D_c = 192$) in IntraCA and D_a dimension ($D_a = 192$) in InterCA are better. The convolution helps the model to capture local information within each chunk, and the attention on the contrary models global context among all the chunks.

3.5. Attention Weights Analysis

To further make the analysis of the function of convolution and attention paths, we plotted the weights of attention matrix in IntraCA and InterCA respectively. Best configuration in Table 3 (IntraCA $D_a = 64$, InterCA $D_a = 192$) of Tiny-Sepformer-32 is used in Figure 3. We found that the attentions of IntraCA are likely to gather together on the diagonal line (in Figure 3(a)).

It means that large parts of attention could be replaced with local convolution in IntraCA. On the contrary, the attentions of InterCA are distributed globally among all the chunks (in Figure 3(b)). The huge difference between these two attention maps indicated that it is reasonable to assign more channel dimensions to D_c for IntraCA and D_a for InterCA.



(a) Attention Weights of IntraCA (b) Attention Weights of InterCA

 Figure 3: Attention Weights Analysis of Tiny-Sepformer-32 (IntraCA $D_a = 64$, InterCA $D_a = 192$)

4. Conclusion

In this work, we propose Tiny-Sepformer, a tiny Transformer network for speech separation. The Convolution-Attention network splits the features to two paths, and replaces one path with light 1D separable convolution. We also shared the layer parameters within the CA block, to further reduce the model parameters. The proposed Tiny-Sepformer achieves comparable separation results, and has relatively small model size. In addition, we found that large convolution channels within the chunk and more attention channels among the chunks could further improve the performance. The analysis of attention matrix weights explain the reason for the choice of this channel division configuration. For future works, we are also interested in exploring better model structure for fast inference speed. Memory consumption and time cost are both crucial for real-world application, like streaming speech separation scenarios.

5. Acknowledgement

This paper is supported by the Key Research and Development Program of Guangdong Province under grant No.2021B0101400003. Corresponding author is Jianzong Wang from Ping An Technology (Shenzhen) Co., Ltd (jzwang@188.com).

6. References

- [1] J. Zhu, M. Hasegawa-Johnson, and L. Sari, "Identify speakers in cocktail parties with end-to-end attention," in *IEEE Conference of the International Speech Communication Association (INTER-SPEECH)*, 2020, pp. 3092–3096.
- [2] J. Luo, J. Wang, N. Cheng, and J. Xiao, "Unidirectional memory-self-attention transducer for online speech recognition," in *IEEE International Conference on Acoustics Speech and Signal Processing Proceedings (ICASSP)*, 2021, pp. 910–914.
- [3] D. Petermann, G. Wichern, Z.-Q. Wang, and J. Le Roux, "The cocktail fork problem: Three-stem audio separation for real-world soundtracks," in *IEEE International Conference on Acoustics, Speech and Signal Processing (ICASSP)*. IEEE, 2022, pp. 526–530.
- [4] X. Zhang, J. Qian, Y. Yu, Y. Sun, and W. Li, "Singer identification using deep timbre feature learning with knn-net," in *2021 IEEE International Conference on Acoustics, Speech and Signal Processing (ICASSP)*. IEEE, 2021, pp. 3380–3384.
- [5] Q. Wang, I. Moreno, M. Saglam, K. Wilson, A. Chiaio, R. Liu, Y. He, W. Li, J. Pelecanos, M. Nika, and A. Gruenstein, "Voicefilter-lite: Streaming targeted voice separation for on-device speech recognition," in *IEEE Conference of the International Speech Communication Association (INTERSPEECH)*, 2020, pp. 2677–2681.
- [6] X. Zhang, J. Wang, N. Cheng, and J. Xiao, "Singer identification for metaverse with timbral and middle-level perceptual features," in *International Joint Conference on Neural Networks, (IJCNN)*. IEEE, 2022, pp. 1–7.
- [7] E. Tzinis, S. Venkataramani, Z. Wang, C. Subakan, and P. Smaragdis, "Two-step sound source separation: Training on learned latent targets," in *IEEE International Conference on Acoustics, Speech and Signal Processing (ICASSP)*, 2020, pp. 31–35.
- [8] S. Chen, Y. Wu, Z. Chen, J. Wu, J. Li, T. Yoshioka, C. Wang, S. Liu, and M. Zhou, "Continuous speech separation with conformer," in *IEEE International Conference on Acoustics, Speech and Signal Processing (ICASSP)*, 2021, pp. 5749–5753.
- [9] Y. Luo and N. Mesgarani, "Tasnet: time-domain audio separation network for real-time, single-channel speech separation," in *IEEE International Conference on Acoustics, Speech and Signal Processing (ICASSP)*, 2018, pp. 696–700.
- [10] Y. Luo, N. Mesgarani, and Z. Chen, "Conv-tasnet: Surpassing ideal time-frequency magnitude masking for speech separation," *IEEE Transactions on Audio, Speech, and Language Processing (TASLP)*, vol. 27, no. 8, pp. 1256–1266, 2019.
- [11] J. Luo, J. Wang, N. Cheng, G. Jiang, and J. Xiao, "Multi-quartznet: Multi-resolution convolution for speech recognition with multi-layer feature fusion," in *IEEE Spoken Language Technology Workshop (SLT)*, 2021, pp. 82–88.
- [12] J. Luo, J. Wang, N. Cheng, E. Xiao, J. Xiao, G. Kucsko, P. O'Neill, J. Balam, S. Deng, A. Flores, B. Ginsburg, J. Huang, O. Kuchaiev, V. Lavrukhin, and J. Li, "Cross-language transfer learning and domain adaptation for end-to-end automatic speech recognition," in *IEEE International Conference on Multimedia and Expo (ICME)*, 2021, pp. 1–6.
- [13] Y. Luo, Z. Chen, and T. Yoshioka, "Dual-path rnn: Efficient long sequence modeling for time-domain single-channel speech separation," in *IEEE International Conference on Acoustics, Speech and Signal Processing (ICASSP)*, 2020, pp. 46–50.
- [14] J. Chen, Q. Mao, and D. Liu, "Dual-path transformer network: Direct context-aware modeling for end-to-end monaural speech separation," in *IEEE Conference of the International Speech Communication Association (INTERSPEECH)*, 2020, pp. 46–50.
- [15] C. Subakan, M. Ravanelli, S. Cornell, M. Bronzi, and J. Zhong, "Attention is all you need in speech separation," in *IEEE International Conference on Acoustics, Speech and Signal Processing (ICASSP)*, 2021, pp. 21–25.
- [16] S. Wang, B. Li, M. Khabsa, H. Fang, and H. Ma, "Linformer: Self-attention with linear complexity," in *IEEE Advances in Neural Information Processing Systems (NIPS)*, 2020.
- [17] K. Choromanski, V. Likhoshesterov, D. Dohan, X. Song, A. Kane, T. Sarlos, P. Hawkins, J. Davis, A. Mohiuddin, L. Kaiser, D. Belanger, L. Colwell, and A. Weller, "Rethinking attention with performers," in *IEEE International Conference on Learning Representations (ICLR)*, 2021.
- [18] Y. Koizumi, S. Karita, S. Wisdom, H. Erdogan, J. Hershey, L. Jones, and M. Bacchiani, "Df-conformer: Integrated architecture of conv-tasnet and conformer using linear complexity self-attention for speech enhancement," in *IEEE Workshop on Applications of Signal Processing to Audio and Acoustics (WASPAA)*, 2021, pp. 161–165.
- [19] A. Gulati, J. Qin, C.-C. Chiu, N. Parmar, Y. Zhang, J. Yu, W. Han, S. Wang, Z. Zhang, Y. Wu, and R. Pang, "Conformer: Convolution-augmented transformer for speech recognition," in *IEEE Conference of the International Speech Communication Association (INTERSPEECH)*, 2020, pp. 5036–5040.
- [20] Z. Wu, Z. Liu, J. Lin, Y. Lin, and S. Han, "Lite transformer with long-short range attention," in *IEEE International Conference on Learning Representations (ICLR)*, 2020.
- [21] A. Hannun, A. Lee, Q. Xu, and R. Collobert, "Sequence-to-sequence speech recognition with time-depth separable convolutions," in *IEEE Conference of the International Speech Communication Association (INTERSPEECH)*, 2019, pp. 3785–3789.
- [22] Z. Lan, M. Chen, S. Goodman, K. Gimpel, P. Sharma, R. Soricut, G. Research, and M. de Carvalho, "Albert: A lite bert for self-supervised learning of language representations," in *IEEE International Conference on Learning Representations (ICLR)*, 2020.
- [23] P.-H. Chi, P.-H. Chung, T.-H. Wu, C.-C. Hsieh, Y.-H. Chen, S.-W. Li, and H.-y. Lee, "Audio bert: A lite bert for self-supervised learning of audio representation," in *IEEE Spoken Language Technology Workshop (SLT)*, 2021, pp. 344–350.
- [24] D. Yu, M. Kolbæk, Z.-H. Tan, and J. Jensen, "Permutation invariant training of deep models for speaker-independent multi-talker speech separation," in *IEEE International Conference on Acoustics, Speech and Signal Processing (ICASSP)*, 2017, pp. 241–245.
- [25] M. Kolbæk, D. Yu, Z.-H. Tan, and J. Jensen, "Multi-talker speech separation and tracing with permutation invariant training of deep recurrent neural networks," *IEEE Transactions on Audio, Speech, and Language Processing (TASLP)*, vol. 25, no. 10, pp. 1901–1913, 2017.
- [26] J. Hershey, Z. Chen, J. Le Roux, and S. Watanabe, "Deep clustering: Discriminative embeddings for segmentation and separation," in *IEEE International Conference on Acoustics, Speech and Signal Processing (ICASSP)*, 2016, pp. 31–35.
- [27] M. Ravanelli, T. Parcollet, P. Plantinga, A. Rouhe, S. Cornell, L. Lugosch, C. Subakan, N. Dawlatiabad, A. Heba, J. Zhong, J.-C. Chou, S.-L. Yeh, S.-W. Fu, C.-F. Liao, E. Rastorgueva, F. Grondin, W. Aris, H. Na, Y. Gao, R. D. Mori, and Y. Bengio, "Speechbrain: A general-purpose speech toolkit," in *arXiv preprint arXiv:2106.04624*, 2021.
- [28] N. Zeghidour and D. Grangier, "Wavesplit: End-to-end speech separation by speaker clustering," *IEEE Transactions on Audio, Speech, and Language Processing (TASLP)*, vol. 29, pp. 2840–2849, 2021.
- [29] D. Kingma and J. Ba, "Adam: A method for stochastic optimization," in *IEEE International Conference on Learning Representations (ICLR)*, 2014.
- [30] P. Micikevicius, S. Narang, J. Alben, G. Diamos, E. Elsen, D. Garcia, B. Ginsburg, M. Houston, O. Kuchaev, G. Venkatesh, and H. Wu, "Mixed precision training," in *IEEE International Conference on Learning Representations (ICLR)*, 2018.
- [31] E. Vincent, R. Gribonval, and C. Févotte, "Performance measurement in blind audio source separation," *IEEE Transactions on Audio, Speech, and Language Processing (TASLP)*, vol. 14, no. 4, pp. 1462–1469, 2006.