

GENERATING NEAR-INFRARED FACIAL EXPRESSION DATASETS WITH DIMENSIONAL AFFECT LABELS

Calvin Chen, Stefan Winkler*

School of Computing
National University of Singapore

ABSTRACT

Facial expression analysis has long been an active research area of computer vision. Traditional methods mainly analyse images for prototypical discrete emotions; as a result, they do not provide an accurate depiction of the complex emotional states in humans. Furthermore, illumination variance remains a challenge for face analysis in the visible light spectrum. To address these issues, we propose using a dimensional model based on valence and arousal to represent a wider range of emotions, in combination with near infra-red (NIR) imagery, which is more robust to illumination changes. Since there are no existing NIR facial expression datasets with valence-arousal labels available, we present two complementary data augmentation methods (face morphing and CycleGAN approach) to create NIR image datasets with dimensional emotion labels from existing categorical and/or visible-light datasets. Our experiments show that these generated NIR datasets are comparable to existing datasets in terms of data quality and baseline prediction performance.

Index Terms— Emotion recognition, near-infrared images, dimensional emotion model, data augmentation, synthetic data generation

1. INTRODUCTION

Facial expression is one of the most important non-verbal channels for conveying emotions. Facial expression recognition systems based on images in the visible light (VL) spectrum have achieved a significant level of success, in large part due the availability and accessibility of large facial expression databases of VL images. However, illumination still remains a challenge for facial expression analysis.

Adini et al. [1] explored the effect of illumination changes on face recognition and found that lighting conditions often change the appearance of the face in an undesirable manner. Among multiple alternatives to tackle such this limitation, the use of near infra-red (NIR) imaging seems to be a promising alternative since it can be made more robust to illumination changes. For example, Li et al. [2] developed an active

near infra-red (NIR) imaging system to capture face images in good condition regardless of illumination conditions.

Besides the illumination problem mentioned above, the lack of expressivity of existing emotion datasets is also a concern. Classification of basic prototypical facial expressions has been a popular research topic. Many researchers work with the common concept of six basic emotions, which are anger, disgust, fear, happiness, sadness, and surprise [3]. As most facial expression databases also cover these discrete emotions, this approach has made significant strides [4, 5]. However, they are necessarily limited due to the coarse granularity of emotion labels and do not work well in real-world scenarios [6].

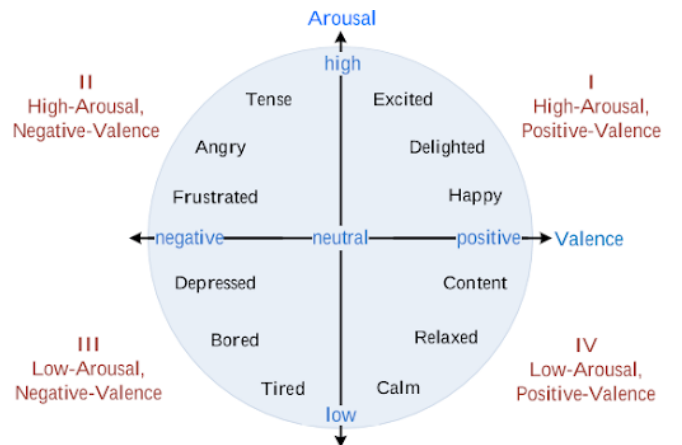


Fig. 1. Circumplex model of affect [7].

Russell [8] proposed the circumplex model as an alternative, dimensional representation of emotions. Figure 1 shows the circumplex model, which maps emotions to a two-dimensional Valence-Arousal space, where valence indicates how positive or negative an emotion is, and arousal distinguishes active from passive emotions. Recently, dimensional models of affect have gained traction as they better represent subtle emotions appearing in everyday situations [9, 10].

To address the issues of illumination variance and the lack of emotion granularity, we investigate using NIR datasets to-

* S. Winkler is now also with Asus AICS.

gether with the circumplex model of emotions. However, no such datasets are available. We therefore propose two complementary frameworks to synthesize datasets that fulfill our requirements. The first is based on [11] and uses facial morphing to transform categorical emotion datasets into dimensional ones. The second is based on CycleGAN [12] and allows us to generate NIR images from VL datasets. We show that results of a baseline model trained and tested on our synthetic NIR datasets are comparable to those for existing VL datasets.

2. DATASETS

2.1. Oulu-Casia NIR&VL dataset

The Oulu-CASIA NIR&VL facial expression database [13] consists of face images of 80 people between 23 and 58 years displaying six emotions (surprise, happiness, sadness, anger, fear and disgust). Both NIR and VL cameras were used to capture the same scene and expression. Images with neutral expression are not readily available and were extracted from the original video sequences.

2.2. AffectNet

AffectNet [9] is a database of facial expressions in the wild, created by collecting about 400,000 face images collected from the Internet. The images were manually annotated with the basic categorical labels as well as valence/arousal.

2.3. VL MorphSet

MorphSet [11] is an augmentation framework that uses facial morphing to augment categorical emotion datasets to cover a wide range of valence-arousal levels. The resulting dataset was created from a combination of 3 categorical datasets that have been used extensively in psychology [14–16] and consists of about 300,000 VL images of posed facial expressions with dimensional valence-arousal labels.

3. METHODOLOGY

We present two complementary frameworks to synthesize NIR facial expression datasets with dimensional labels. The first uses facial morphing to augment categorical emotion datasets to cover a wide range of valence-arousal levels. The second uses CycleGAN [12] to generate NIR images from VL datasets.

3.1. Augmentation (Categorical to Dimensional)

Existing categorical datasets can be converted to a dimensional dataset with valence-arousal labels. We follow the augmentation framework proposed in [11]. Figure 2 illustrates

the augmentation process for a categorical dataset with 7 prototypical expressions.

We assume a 2-dimensional Valence-Arousal (VA) space, with Neutral located at the center. The prototypical facial expressions can be mapped to points with specific coordinates in the polar AV space. The template is bounded within $[10^\circ, 205^\circ]$ due to the lack of prototypical emotions outside this range. We use an angle increment of 15° with an intensity increment of 0.1 as suggested in the original paper. This granularity allows us to generate up to 134 new expressions per subject. Morphed images are synthesized by Delaunay triangulation followed by local warping of 68 facial landmarks from Dlib [17] face recognition system. Figure 3 shows the morphed NIR face images for two example pairs of facial expressions.

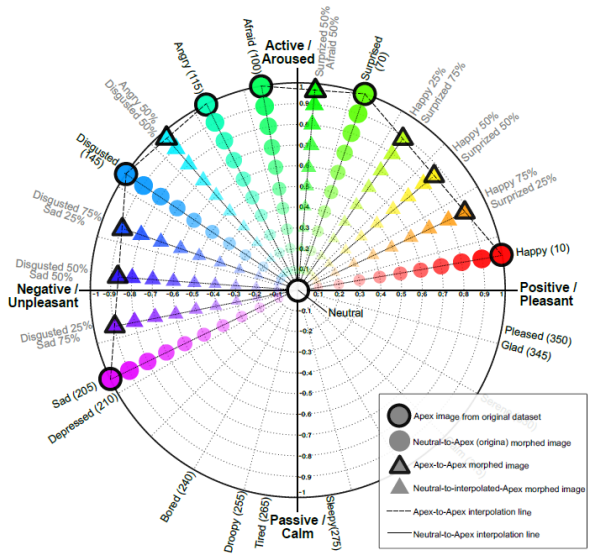


Fig. 2. MorphSet augmentation framework [11].

Using this approach, we construct a new dimensional NIR expression dataset called **Oulu-Casia NIR MorphSet** from the Oulu-Casia NIR dataset. With the augmentation factors described above, we could theoretically obtain $80 \times 141 = 11,280$ images. However, due to feature misalignment issues for some of the images, the final NIR MorphSet only contains 11,120 images. Similarly, we generated an **Oulu-Casia VL MorphSet** for reference.

3.2. Synthetic NIR (VL to NIR)

We can also adapt an existing dimensional VL dataset to a dimensional NIR dataset using image-to-image translation. CycleGAN [12] is a popular architecture for such a task and works well because of its cycle-consistency loss. We use the existing Oulu-Casia VL-NIR dataset, which contains paired




Fig. 3. NIR face image morphings. Top row: Neutral-to-apex (happy) morphing. Bottom row: Apex-to-apex morphing between 'Happy' and 'Surprised' expressions. Only the left- and right-most images come from the original NIR dataset, while the remaining images are interpolated by face morphing.

images of the same subject in both VL and NIR domains, to train the CycleGAN model. Since only the infra-red intensity is captured for NIR images, they are displayed as greyscale images. The CycleGAN model can then learn a mapping from color-to-greyscale to generate a synthetic NIR image.

Figure 4 shows a sample of the images used to train our CycleGAN model and the synthetic NIR images generated by our trained model. We can see that the synthetic NIR images look visually convincing and closely resemble the original NIR images from the Oulu-Casia dataset.




Fig. 4. CycleGAN image-to-image translation. Original VL (top row) and NIR (middle row) images used for training; bottom row: synthetic NIR images produced by CycleGAN.

We can then apply our trained VL-to-NIR CycleGAN to other VL emotion datasets. Figures 5 and 6 show the results for AffectNet and VL MorphSet respectively. We see that the synthetic NIR images generally look convincing, especially those from VL MorphSet. This is because both the Oulu-Casia dataset and VL MorphSet contain frontal face images

taken in a lab setting, whereas AffectNet images are completely unconstrained.



Fig. 5. Original VL (top) and synthetic NIR (bottom) images generated from AffectNet.



Fig. 6. Original VL (top) and synthetic NIR (bottom) images generated from VL MorphSet.

3.3. Baseline Model

We use the EfficientNet-B0 [18] architecture as our baseline model for facial expression recognition in valence-arousal space. We add two neurons after the final fully connected layer in the existing EfficientNet-B0 architecture to predict valence and arousal. The tanh function is further used to constrain valence-arousal values in the range $[-1, 1]$. L2 loss is used for training.

4. RESULTS AND DISCUSSION

4.1. Dataset Comparison

We evaluate our baseline model’s performance on 10% of randomly selected identities of each dataset.

Table 1 shows the Root Mean Square error (RMSE) and Concordance Correlation Coefficient (CCC) for each dataset. While the results are not directly comparable across datasets due to the differences in test set, they serve as a good reference.

Table 1. Baseline results for different datasets.

	RMSE Arousal	RMSE Valence	CCC Arousal	CCC Valence
AffectNet (VL)	0.356	0.398	0.434	0.569
AffectNet (VL-to-NIR)	0.373	0.447	0.426	0.527
VL MorphSet	0.124	0.107	0.880	0.945
VL MorphSet (VL-to-NIR)	0.113	0.100	0.900	0.954
Oulu-Casia VL				
MorphSet	0.205	0.189	0.620	0.807
Oulu-Casia NIR				
MorphSet	0.202	0.242	0.592	0.731

The synthetic NIR datasets – AffectNet (VL-to-NIR) and VL MorphSet (VL-to-NIR) – have comparable performance to their VL counterparts. This suggests that the augmentation method via CycleGAN is successful in the sense that our model is able to learn from the synthetic NIR images equally well as from the original VL images.

The Oulu-Casia NIR MorphSet has a similar performance to the Oulu-Casia VL MorphSet, but a worse performance as compared to the VL MorphSet despite using the same face morphing augmentation method, especially in terms of valence. This could be due to the inherent difference in datasets such as images in the VL MorphSet being less varied as compared to the Oulu-Casia NIR&VL MorphSet.

Note that while our methods remove the need for an original NIR dimensional dataset, augmentation methods do require large amounts of data to achieve good performance, e.g. landmark annotations for face morphing, or paired VL&NIR images for CycleGAN training. The data determines how well the approaches generalize to real-world scenarios.

4.2. Error Visualization

Figures 7 and 8 show the RMSE between the predicted arousal/valence and the ground-truth for the Oulu-Casia NIR MorphSet and AffectNet (NIR) respectively. Generally, the RMSE is much higher for AffectNet as compared to Oulu-Casia NIR MorphSet. However, we notice that the regions with higher error rates are similar for both datasets. This is

likely due to the lack of training data for the valence-arousal values at these regions.

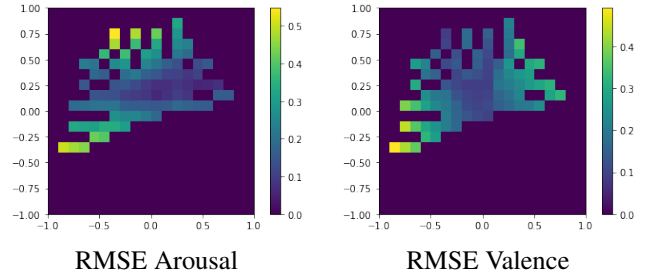


Fig. 7. Test RMSE of Oulu-Casia NIR MorphSet.

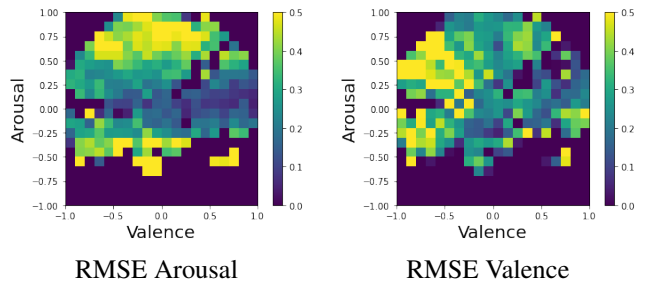


Fig. 8. Test RMSE of AffectNet (NIR).

5. CONCLUSION

We investigated the feasibility of facial expression recognition in the near infra-red domain using the circumplex model of emotion. This is a challenging task due to the absence of datasets.

We presented two data augmentation methods to create near infra-red (NIR) datasets with dimensional valence-arousal annotations. The first method uses face morphing algorithms to transform a typical categorical dataset of facial expressions into a balanced augmented one. The second method uses CycleGAN to learn a mapping from standard VL images to NIR images.

A deep neural network baseline was examined to classify the facial expression images and predict valence/arousal values. Our experiments show that results on our synthetic NIR datasets are comparable to results in existing datasets. We hope our findings can promote the use of NIR imagery for facial expression analysis tasks.

6. REFERENCES

- [1] Y. Adini, Y. Moses, and S. Ullman., “Face recognition: The problem of compensating for changes in illumination direction,” *IEEE Trans. Pattern Analysis and Machine Intelligence*, vol. 19, no. 7, pp. 721–732, 1997.
- [2] S. Z. Li, R. Chu, S. Liao, and L. Zhang, “Illumination invariant face recognition using near-infrared image,” *IEEE Trans. Pattern Analysis and Machine Intelligence*, vol. 29, no. 4, pp. 627–639, 2007.
- [3] P. Ekman and W. Friesen, “Constants across cultures in the face and emotion,” *Journal of Personality and Social Psychology*, vol. 17, pp. 124–129, 1971.
- [4] E. Sariyanidi, H. Gunes, and A. Cavallaro, “Automatic analysis of facial affect: A survey of registration, representation, and recognition,” *IEEE Trans. Pattern Analysis and Machine Intelligence*, vol. 37, pp. 1113–1133, 2015.
- [5] S. Li and W. Deng, “Deep facial expression recognition: A survey,” *IEEE Trans. Affective Computing*, 2020.
- [6] V. Vonikakis and S. Winkler “Efficient facial expression analysis for dimensional affect recognition using geometric features,” *arXiv eprint*, vol. 2106.07817, 2021.
- [7] M. Kadar, E. Gutierrez y Restrepo, F. Luis-Ferreira, J. Calado, A. Artifice, J. Sarraipa, and R. Jardim-Goncalves, “Affective computing to enhance emotional sustainability of students in dropout prevention,” in *Proc. 7th ACM International Conference on Software Development and Technologies for Enhancing Accessibility and Fighting Info-Exclusion (DSAI)*, 2016, pp. 85–91.
- [8] J. A. Russell, “A circumplex model of affect,” *Journal of Personality and Social Psychology*, vol. 39, pp. 1161–1178, 1980.
- [9] A. Mollahosseini, B. Hasani, and M. H. Mahoor, “Affectnet: A database for facial expression, valence, and arousal computing in the wild,” *IEEE Trans. Affective Computing*, vol. 10, no. 1, pp. 18–31, 2019.
- [10] S. Zafeiriou, D. Kollias, M. A. Nicolaou, A. Papaioannou, G. Zhao, and I. Kotsia, “Aff-Wild: Valence and arousal ‘in-the-wild’ challenge,” in *Proc. IEEE Computer Vision and Pattern Recognition Workshops (CVPRW)*, 2017, pp. 1980–1987.
- [11] V. Vonikakis, D. Neo, and S. Winkler, “Morphset: Augmenting categorical emotion datasets with dimensional affect labels using face morphing,” in *Proc. IEEE International Conference on Image Processing (ICIP)*, 2021.
- [12] J.-Y. Zhu, T. Park, P. Isola, and A. A. Efros, “Unpaired image-to-image translation using cycle-consistent adversarial networks,” in *Proc. IEEE International Conference on Computer Vision (ICCV)*, 2017.
- [13] M. Taini, G. Zhao, S. Z. Li, and M. Pietikainen, “Facial expression recognition from near-infrared video sequences,” in *Proc. 19th International Conference on Pattern Recognition (ICPR)*, 2008.
- [14] O. Langner, R. Dotsch, G. Bijlstra, D. H. J. Wigboldus, S. T. Hawk, and A. van Knippenberg, “Presentation and validation of the Radboud face database,” *Cognition and Emotion*, vol. 24, pp. 1377–1388, Dec. 2010.
- [15] E. Goeleven, R. De Raedt, L. Leyman, and B. Verschuere, “The Karolinska directed emotional faces: A validation study,” *Cognition and Emotion*, vol. 22, pp. 1094–1118, Sept. 2008.
- [16] M. Olszanowski, G. Pochwatko, K. Kuklinski, M. Scibor-Rylski, P. Lewinski, and R. Ohme, “Warsaw set of emotional facial expression pictures: A validation study of facial display photographs,” *Frontiers in Psychology*, vol. 5, Dec. 2014.
- [17] D. E. King, “Dlib-ml: A machine learning toolkit,” *Journal of Machine Learning Research*, vol. 10, pp. 1755–1758, 2009.
- [18] M. Tan and Q. Le, “EfficientNet: Rethinking model scaling for convolutional neural networks,” in *Proc. 36th International Conference on Machine Learning (ICML)*, 2019, vol. 97, pp. 6105–6114.