

On the Accuracy of the One-step UKF and the Two-step UKF

Ankit Goel and Dennis S. Bernstein

Abstract—The most accurate version of the unscented Kalman filter (UKF) involves the construction of two ensembles. To reduce computational cost, however, UKF is often implemented without the second ensemble. This simplification comes at a price, however, since, for linear systems, the one-step variation of the two-step UKF does not specialize to the classical Kalman filter, with an associated loss of accuracy. This paper remedies this drawback by developing a modified one-step UKF that recovers the classical Kalman filter for linear systems. Numerical examples show that the modified one-step UKF also recovers the accuracy of the two-step UKF in nonlinear systems with linear outputs.

I. INTRODUCTION

The Unscented Kalman filter (UKF) is widely applied to nonlinear estimation problems [1]. UKF was introduced in [2], [3] has been applied to a wide array of engineering and scientific applications including attitude estimation [4], navigation [5], battery-charge estimation [6], and state and parameter estimation in atmospheric models [7].

Like the Ensemble Kalman filter (EnKF) [8], UKF propagates an ensemble in order to compute the mean and covariance of the state estimate. However, unlike EnKF, which approximates the covariance using statistics of the propagated ensembles, UKF uses unscented transformations to approximate the covariances, which allows UKF to reduce the size of the ensemble to $2n + 1$, where n is the dimension of the state of the system [9]. Since UKF propagates the ensemble using the nonlinear dynamics map, the accuracy of UKF is expected and is also reported to be better than that of the Extended Kalman filter, which is based on the linearized dynamics [10].

The classical UKF requires generation of a $2n + 1$ size ensemble twice at every step [1, p. 447], [11, p. 86]. The first ensemble is used to propagate the estimated state and compute the prior covariance, whereas the second ensemble is used to approximate cross-covariance matrices needed to compute the filter gain. This is the *two-step UKF*. Since the UKF gain and covariance update are motivated by the corresponding expressions used in the Kalman filter, it is reasonable to expect that, in the case of a linear system, the UKF gain and the covariance update will coincide with Kalman filter. As expected, the two-step UKF indeed specializes to the classical Kalman filter when applied to a linear system, as explicitly shown in Section III.

In the two-step UKF, the prior estimate and the prior covariance computed after propagating the first ensemble through the dynamics of the system are used to generate the second ensemble, which is then further transformed into the output ensemble using the algebraic output equation. In order to reduce implementation complexity and reduce computational cost, second ensemble generation is often omitted. Instead, the propagated ensemble is used for further computations. This is the *one-step UKF*. In fact, the UKF originally introduced in [2], [3], [9] presented the one-step formulation. However, it turns out that, the one-step UKF does not specialize to the classical Kalman filter when applied to a linear system. This is due to the fact that effect of the process noise does not pass through to the output-error covariance. In fact, one-step UKF output covariances and the propagated state covariance are found to be missing the process noise term when applied to a linear system, as shown in this paper.

This paper presents a modification of the one-step UKF that recovers the accuracy of the two-step UKF for systems where the output equation is linear with only one ensemble generation. Like the two-step UKF, the one-step modified UKF (MUKF) specializes to the Kalman filter for linear systems. In particular, we show explicitly that the two-step UKF specializes to the the Kalman filter in the case of a linear system. Next, we show that the accuracy of the one-step UKF is worse than the accuracy of the two-step UKF in the case of linear system by explicitly stating the missing terms. Finally, by including the missing terms, we present the one-step modified UKF that recovers the accuracy of the two-step UKF.

This paper is organized as follows. Section II briefly reviews the Kalman filter to introduce the terminology and notation used in this paper. Section III briefly reviews the two-step UKF and shows that, for linear systems, it specializes to the classical Kalman filter. Section IV reviews the one-step UKF to a linear system and shows that, for linear systems, it does not specialize to the classical Kalman filter. Section V presents a modification of the one-step UKF that specializes to the classical Kalman filter in the case of linear systems. Section VI applies the proposed extension to two nonlinear systems and compares the accuracy of uncertainty propagation. Finally, the paper concludes with a discussion in Section VII.

II. SUMMARY OF THE KALMAN FILTER

This section briefly reviews the Kalman filter to introduce terminology and notation for later sections. Consider a linear

Ankit Goel is an Assistant Professor in the Department of Mechanical Engineering, University of Maryland, Baltimore County, MD 21250. ankgoel@umbc.edu.

Dennis S. Bernstein is a Professor in the Department of Aerospace Engineering, University of Michigan, Ann Arbor, MI 48109. dsbaero@umich.edu.

system

$$x_{k+1} = A_k x_k + B_k u_k + w_k, \quad (1)$$

$$y_k = C_k x_k + v_k, \quad (2)$$

where, for all $k \geq 0$, A_k, B_k, C_k are real matrices, $w_k \sim \mathcal{N}(0, Q_k)$ is the disturbance, and $v_k \sim \mathcal{N}(0, R_k)$ is the sensor noise.

For the system (1), (2), the Kalman filter is

$$\hat{x}_{k+1|k} = A_k \hat{x}_{k|k} + B_k u_k, \quad (3)$$

$$\hat{x}_{k+1|k+1} = \hat{x}_{k+1|k} + K_{k+1}(y_{k+1} - C_{k+1} \hat{x}_{k+1|k}), \quad (4)$$

where $\hat{x}_{k+1|k}$ is the *prior estimate*, $\hat{x}_{k+1|k+1}$ is the *posterior estimate* at step $k+1$, and the Kalman gain K_{k+1} is given by

$$K_{k+1} = P_{k+1|k} C_{k+1}^T \bar{R}_{k+1}^{-1}. \quad (5)$$

The prior covariance $P_{k+1|k}$ at step $k+1$ is given by

$$P_{k+1|k} = A_k P_{k|k} A_k^T + Q_k, \quad (6)$$

and the posterior covariance at step $k+1$ is given by

$$P_{k+1|k+1} = P_{k+1|k} - P_{k+1|k} C_{k+1}^T \bar{R}_{k+1}^{-1} C_{k+1} P_{k+1|k}. \quad (7)$$

where

$$\bar{R}_{k+1} \triangleq C_{k+1} P_{k+1|k} C_{k+1}^T + R_{k+1}. \quad (8)$$

The *Kalman filter* is (3), (4) where K_{k+1} is given by (5) and the covariance matrices are updated by (6), (7).

Next, in order to establish connections with UKF, (5), (7) are reformulated in terms of covariance matrices instead of A_k and C_{k+1} . Defining

$$P_{z_{k+1|k+1}} \triangleq C_{k+1} P_{k+1|k} C_{k+1}^T + R_{k+1}, \quad (9)$$

$$P_{e, z_{k+1|k}} \triangleq P_{k+1|k} C_{k+1}^T, \quad (10)$$

and substituting (9) and (10) in (5) and (7), the Kalman gain can be written as

$$K_{k+1} = P_{e, z_{k+1|k}} P_{z_{k+1|k+1}}^{-1}, \quad (11)$$

and the corresponding optimized posterior covariance at step $k+1$ can be written as

$$P_{k+1|k+1} = P_{k+1|k} - K_{k+1} P_{e, z_{k+1|k}}^T. \quad (12)$$

As shown in the next section, UKF approximates the covariance matrices $P_{k+1|k}$, $P_{z_{k+1|k+1}}$, and $P_{e, z_{k+1|k}}$ by using ensembles instead of A_k and C_{k+1} .

III. SUMMARY OF TWO-STEP UKF

This section briefly reviews the classical two-step unscented Kalman filter to establish notation and terminology for use in the rest of the paper. The UKF algorithm is formulated using a compact matrix-based notation and is based on the algorithm presented in [11, p. 86].

Consider a system

$$x_{k+1} = f_k(x_k, u_k) + w_k, \quad (13)$$

$$y_k = g_k(x_k) + v_k, \quad (14)$$

where, for all $k \geq 0$, f_k, g_k, C_k are real-valued vector functions, $w_k \sim \mathcal{N}(0, Q_k)$ is the disturbance, and $v_k \sim \mathcal{N}(0, R_k)$ is the sensor noise.

The following notation is used to present ensembles in a compact manner. Let $x \in \mathbb{R}^{l_x}$ and $P \in \mathbb{R}^{l_x \times l_x}$ be positive definite. The ensemble $X(x, P) \in \mathbb{R}^{l_x \times (2l_x+1)}$ is the matrix

$$X(x, P) \triangleq [x \ x + p_1 \ \cdots \ x + p_{l_x} \ x - p_1 \ \cdots \ x - p_{l_x}],$$

where p_i is the i -th column of P . Let $\alpha > 0$. Define

$$W \triangleq \frac{1}{2\alpha^2 l_x} \begin{bmatrix} 2(\alpha^2 - 1)l_x \\ 1_{2l_x \times 1} \end{bmatrix} \in \mathbb{R}^{2l_x+1}.$$

The weighted mean of the ensemble X is $\bar{x} \triangleq XW$, and the ensemble perturbation is $\tilde{X} \triangleq X - H(\bar{x})$, where, for $v \in \mathbb{R}^n$, $H(v) \triangleq 1_{1 \times 2l_x+1} \otimes v \in \mathbb{R}^{n \times (2l_x+1)}$. Note that \otimes is the Kronecker product [12].

In order to compute the filter gain K_{k+1} and the posterior covariance $P_{k+1|k+1}$, UKF approximates the covariance matrices $P_{k+1|k}$, $P_{z_{k+1|k+1}}$, and $P_{e, z_{k+1|k}}$ in (11) and (12) by propagating an ensemble of $2l_x + 1$ sigma points.

For all $k \geq 0$, the i -th sigma point $\hat{x}_{\sigma_i, k}$ is defined as the i -th column of

$$X_{k|k} \triangleq X(\hat{x}_{k|k}, \alpha \sqrt{l_x P_{k|k}}), \quad (15)$$

where $\alpha \in \mathbb{R}$ is a tuning parameter and $P_{k|k}$ is the posterior covariance given by UKF at step k . Then, for $i = 1, \dots, 2l_x + 1$, the sigma points are propagated as

$$\hat{x}_{\sigma_i, k+1} = f_k(\hat{x}_{\sigma_i, k}, u_k). \quad (16)$$

The prior estimate and the prior covariance at step $k+1$ are given by

$$\hat{x}_{k+1|k} = X_{k+1|k} W, \quad (17)$$

$$P_{k+1|k} = \tilde{X}_{k+1|k} W_d \tilde{X}_{k+1|k}^T + Q_k, \quad (18)$$

where

$$X_{k+1|k} \triangleq [\hat{x}_{\sigma_1, k+1} \ \cdots \ \hat{x}_{\sigma_{2l_x+1}, k+1}]. \quad (19)$$

Next, the posterior estimate and the posterior covariance at step $k+1$ are computed by regenerating sigma points as shown next. Defining

$$X'_{k+1|k} \triangleq X(\hat{x}_{k+1|k}, \alpha \sqrt{l_x P_{k+1|k}}), \quad (20)$$

the output of the i -th sigma point is given by

$$\hat{y}_{\sigma_i, k+1} = g_{k+1}(X'_{k+1|k} e_i), \quad (21)$$

where e_i is the i -th column of I_{2l_x+1} . The covariance matrices $P_{z_{k+1|k+1}}$ and $P_{e, z_{k+1|k}}$ are then given by

$$P_{z_{k+1|k+1}} = \tilde{Y}_{k+1} W_d \tilde{Y}_{k+1}^T + R_{k+1}, \quad (22)$$

$$P_{e, z_{k+1|k}} = \tilde{X}'_{k+1|k} W_d \tilde{X}'_{k+1|k}^T, \quad (23)$$

where

$$Y_{k+1} \triangleq [\hat{y}_{\sigma_1, k+1} \ \cdots \ \hat{y}_{\sigma_{2l_x+1}, k+1}] \in \mathbb{R}^{l_y \times (2l_x+1)}. \quad (24)$$

Finally, the posterior estimate at step $k + 1$ is

$$\hat{x}_{k+1|k+1} = \hat{x}_{k+1|k} + K_{k+1}(y_{k+1} - Y_{k+1}W), \quad (25)$$

and the posterior covariance at step $k + 1$ is

$$P_{k+1|k+1} = P_{k+1|k} - K_{k+1}P_{e,z_{k+1}|k}^T, \quad (26)$$

where

$$K_{k+1} = P_{e,z_{k+1}|k} P_{z_{k+1}|k+1}^{-1}. \quad (27)$$

The *two-step UKF* is (17), (25) where the posterior covariance is given by (26) and the filter gain is given by (27). Note that (26), (27) are similar to and are in fact motivated by (11), (12). The various covariance matrices computed in the two-step UKF are summarized in Table I.

The following result shows that the two-step UKF specializes to the Kalman filter when applied to a linear system.

Proposition 3.1: Consider the linear system (1), (2). Let $P_{k|k}$ be the posterior covariance given by the Kalman filter and let $P_{k|k}^{\text{UKF}}$ be the posterior covariance given by the two-step UKF. Let $\hat{x} \in \mathbb{R}^n$ and let P be positive definite. Assume that $\hat{x}_{k|k}^{\text{UKF}} = \hat{x}_{k|k}^{\text{KF}} = \hat{x}$ and $P_{k|k}^{\text{UKF}} = P_{k|k}^{\text{KF}} = P$. Then,

$$P_{z_{k+1}|k+1}^{\text{UKF}} = P_{e,z_{k+1}|k}^{\text{KF}}, \quad (28)$$

$$P_{e,z_{k+1}|k}^{\text{UKF}} = P_{e,z_{k+1}|k}^{\text{KF}}. \quad (29)$$

Furthermore,

$$\hat{x}_{k+1|k+1}^{\text{UKF}} = \hat{x}_{k+1|k+1}^{\text{KF}}, \quad (30)$$

$$K_{k+1}^{\text{UKF}} = K_{k+1}, \quad (31)$$

$$P_{k+1|k+1}^{\text{UKF}} = P_{k+1|k+1}^{\text{KF}}. \quad (32)$$

Proof: See Appendix VIII-A. ■

Proposition 3.1 implies that, in a linear system, the two-step UKF reduces to the Kalman filter. Furthermore, note that, in linear systems, the choice of α does not affect K_{k+1}^{UKF} and $P_{k+1|k+1}^{\text{UKF}}$.

IV. ONE-STEP UKF

This section reviews the one-step UKF presented in [1]–[3], [9], where the second ensemble generation step, given by (20), is omitted in order to reduce computational effort and cost.

In this case, the output of the i -th sigma point is given by

$$\hat{y}_{\sigma_i,k+1} = g_{k+1}(X_{k+1|k}e_i), \quad (33)$$

which uses the propagated ensemble $X_{k+1|k}$ given by (19), instead of regenerating a new ensemble using the prior estimate and the prior covariance. In the one-step UKF, the covariance matrices $P_{z_{k+1}|k+1}$ and $P_{e,z_{k+1}|k}$ are given by

$$P_{z_{k+1}|k+1} = \tilde{Y}_{k+1}W_d\tilde{Y}_{k+1}^T + R_{k+1}, \quad (34)$$

$$P_{e,z_{k+1}|k} = \tilde{X}_{k+1|k}W_d\tilde{Y}_{k+1}^T. \quad (35)$$

Note that (34) and (35) use the propagated ensemble $X_{k+1|k}$ to compute the perturbed ensembles instead of using the regenerated ensemble $X'_{k+1|k}$.

The *one-step UKF* is (17), (25) where the posterior covariance is given by (26) and the filter gain is given by

(27). However $P_{z_{k+1}|k+1}$ and $P_{e,z_{k+1}|k}$ used in (26), (27) are now given by (34), (35). The various covariance matrices computed in the one-step UKF are summarized in Table I.

The following result shows that the one-step UKF does not specialize to the Kalman filter when applied to a linear system.

Proposition 4.1: Consider the linear system (1), (2). Let $P_{k|k}$ be the posterior covariance given by the Kalman filter and let $P_{k|k}^{\text{UKF1}}$ be the posterior covariance given by the one-step UKF. Let $\hat{x} \in \mathbb{R}^n$ and let P be positive definite. Assume that $\hat{x}_{k|k}^{\text{UKF1}} = \hat{x}_{k|k}^{\text{KF}} = \hat{x}$ and $P_{k|k}^{\text{UKF1}} = P_{k|k}^{\text{KF}} = P$. Then,

$$P_{z_{k+1}|k+1}^{\text{UKF1}} = P_{e,z_{k+1}|k}^{\text{KF}} - C_{k+1}Q_kC_{k+1}^T, \quad (36)$$

$$P_{e,z_{k+1}|k}^{\text{UKF1}} = P_{e,z_{k+1}|k}^{\text{KF}} - Q_kC_{k+1}^T, \quad (37)$$

Furthermore, assume that $Q_k \neq 0$, and $C_k \notin \mathcal{N}(Q_k)$. Then,

$$\hat{x}_{k+1|k+1}^{\text{UKF1}} \neq \hat{x}_{k+1|k+1}^{\text{KF}}, \quad (38)$$

$$K_{k+1}^{\text{UKF1}} \neq K_{k+1}, \quad (39)$$

$$P_{k+1|k+1}^{\text{UKF1}} \neq P_{k+1|k+1}^{\text{KF}}, \quad (40)$$

$$\text{tr}(P_{k+1|k+1}^{\text{UKF1}}) \leq \text{tr}(P_{k+1|k+1}^{\text{KF}}). \quad (41)$$

Proof: See Appendix VIII-B. ■

Proposition 4.1 implies that, in a linear system where disturbance is not zero, the one-step UKF does not reduce to the Kalman filter. That is, the posterior covariance propagated by the one-step UKF is not equal to the covariance given by (7). This inequality arises due to the fact that the output error covariance $P_{z_{k+1}|k+1}$ is missing the term $C_{k+1}Q_kC_{k+1}^T$ and the cross-covariance $P_{e,z_{k+1}|k}$ is missing the term $Q_kC_{k+1}^T$. The next section presents a modification of the one-step UKF that includes the missing term and is thus more accurate than the one-step UKF. This modification is especially beneficial for high-dimension nonlinear systems where the second sigma-point generation step adds considerable computational cost. Furthermore, the second sigma-point generation step makes the algorithm non-modular.

V. ONE-STEP MODIFIED UKF

As shown in the previous section, the covariances $P_{z_{k+1}|k+1}$ and $P_{e,z_{k+1}|k}$ in (58) and (59) are missing terms that depend on the disturbance statistics Q_k , thus preventing one-step UKF from specializing to the Kalman filter for linear systems. To remedy this omission, this section presents the one-step modified UKF (MUKF), which specialize to the Kalman filter for linear systems. In this modification, the UKF covariance matrices (34), (35) are modified such that they specialize to (9), (10) in the case of linear systems.

Using the output matrix, MUKF adds the missing terms to $P_{z_{k+1}|k+1}$ and $P_{e,z_{k+1}|k}$. In particular, in MUKF, the covariance matrices $P_{z_{k+1}|k+1}$ and $P_{e,z_{k+1}|k}$ are given by

$$P_{z_{k+1}|k+1} = \tilde{Y}_{k+1}W_d\tilde{Y}_{k+1}^T + C_{k+1}Q_kC_{k+1}^T + R_{k+1}, \quad (42)$$

$$P_{e,z_{k+1}|k} = \tilde{X}_{k+1|k}W_d\tilde{Y}_{k+1}^T + Q_kC_{k+1}^T. \quad (43)$$

Note that, in the case of nonlinear systems, C_{k+1} can be computed using the Jacobian of the output map.

Variable	Two-step UKF	One-step UKF	Modified One-step UKF
$X_{k k}$	$X(\hat{x}_{k k}, \alpha\sqrt{P_{k k}})$ (15)	$X(\hat{x}_{k k}, \alpha\sqrt{P_{k k}})$ (15)	$X(\hat{x}_{k k}, \alpha\sqrt{P_{k k}})$ (15)
$P_{k+1 k}$	$\tilde{X}_{k+1 k} W_d \tilde{X}_{k+1 k}^T + Q_k$ (18)	$\tilde{X}_{k+1 k} W_d \tilde{X}_{k+1 k}^T + Q_k$ (18)	$\tilde{X}_{k+1 k} W_d \tilde{X}_{k+1 k}^T + Q_k$ (18)
$X'_{k+1 k}$	$X(\hat{x}_{k+1 k}, \alpha\sqrt{P_{k+1 k}})$ (20)	$X_{k+1 k}$ (19)	$X_{k+1 k}$ (19)
$P_{z_{k+1 k+1}}$	$\tilde{Y}_{k+1} W_d \tilde{Y}_{k+1}^T$ (22)	$\tilde{Y}_{k+1} W_d \tilde{Y}_{k+1}^T$ (34)	$\tilde{Y}_{k+1} W_d \tilde{Y}_{k+1}^T + Q_k C_{k+1}^T$ (42)
$P_{ez, k+1 k}$	$\tilde{X}'_{k+1 k} W_d \tilde{Y}_{k+1}^T + R_{k+1}$ (23)	$\tilde{X}_{k+1 k} W_d \tilde{Y}_{k+1}^T + R_{k+1}$ (35)	$\tilde{X}_{k+1 k} W_d \tilde{Y}_{k+1}^T + C_{k+1} Q_k C_{k+1}^T + R_{k+1}$ (43)

TABLE I: Ensembles and covariance matrices used in the two-step UKF, the one-step UKF, and the modified one-step UKF.

Since, in the case of linear systems, the intermediate covariance matrices in MUKF include the missing terms, the one-step modified UKF recovers the accuracy of the classical two-step UKF. The next section applies the MUKF to two nonlinear systems to demonstrate this fact.

VI. NUMERICAL EXAMPLES

In this section, the two-step UKF, one-step UKF, and the one-step MUKF are applied to two nonlinear systems, namely, the Van der Pol Oscillator and the chaotic Lorenz system to demonstrate the erroneous covariance update in the one-step UKF and the recovery of the correct covariance update in the one-step MUKF.

Example 6.1: Van der Pol Oscillator. Consider the discretized Van der Pol Oscillator.

$$x_{k+1} = f(x_k) + w_k, \quad (44)$$

where

$$f(x) = \begin{bmatrix} x_1 + T_s x_2 \\ x_2 + T_s (\mu(1 - x_1^2)x_2 - x_1) \end{bmatrix}, \quad (45)$$

and $\mu = 1.2$. Let the measurement be given by

$$y_k = Cx_k + v_k, \quad (46)$$

where $C \triangleq [1 \ 0]$. For all $k \geq 0$, let $Q_k = 0.01I_2$ and $R_k = 10^{-4}$. Furthermore, let $x(0) = [1 \ 1]^T$ and $P_{0|0} = I_3$.

Letting $\alpha = 1.5$ in the two-step UKF, the one-step UKF, and the one-step MUKF, Figure 1 shows the trace of the posterior covariance computed by the three filters. Note that one-step UKF posterior covariance is larger than the two-step UKF posterior covariance, whereas the one-step UKF recovers the two-step posterior covariance in spite of generating only one ensemble per step. Figure 2 shows the relative error of the one-step UKF and the one-step MUKF posterior covariance relative to the two-step UKF. Specifically, the relative error is given by the ratio

$$\frac{\text{tr } P_{k|k}^s - \text{tr } P_{k|k}^{\text{UKF}}}{\text{tr } P_{k|k}^{\text{UKF}}}, \quad (47)$$

where $s = \text{UKF1}$ or MUKF . Note that, in this particular example, the one-step UKF relative error is almost 100%, whereas the one-step MUKF relative error is less than the machine precision, that is, the one-step MUKF recovers the two-step UKF.

This example shows that the one-step MUKF posterior covariance estimate is more accurate than the one-step UKF posterior covariance and is numerically equal to the two-step UKF posterior covariance. \diamond

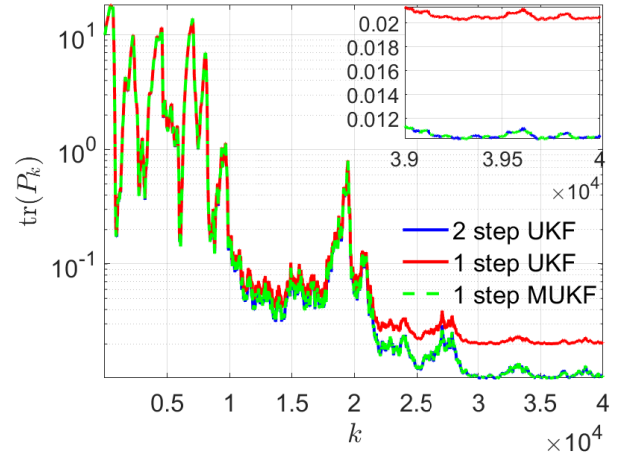


Fig. 1: Example 6.1. Trace of the posterior covariance computed using the two-step UKF, the one-step UKF, and the one-step MUKF on a log scale with a zoomed-in inset showing the last 1000 steps of the simulation. Note that the one-step MUKF recovers the accuracy of the two-step UKF.

Example 6.2: Lorenz System. Consider the Lorenz system

$$\begin{bmatrix} \dot{x}_1 \\ \dot{x}_2 \\ \dot{x}_3 \end{bmatrix} = \begin{bmatrix} \sigma(x_2 - x_1) \\ x_1(\rho - x_3) - x_2 \\ x_1 x_2 - \beta x_3 \end{bmatrix}, \quad (48)$$

which exhibits a chaotic behaviour for $\sigma = 10$, $\rho = 28$, and $\beta = 8/3$. The Lorenz system (48) is integrated using the forward Euler method with step size $T_s = 0.01$. Let the discrete system be modeled as

$$x_{k+1} = f(x_k) + w_k, \quad (49)$$

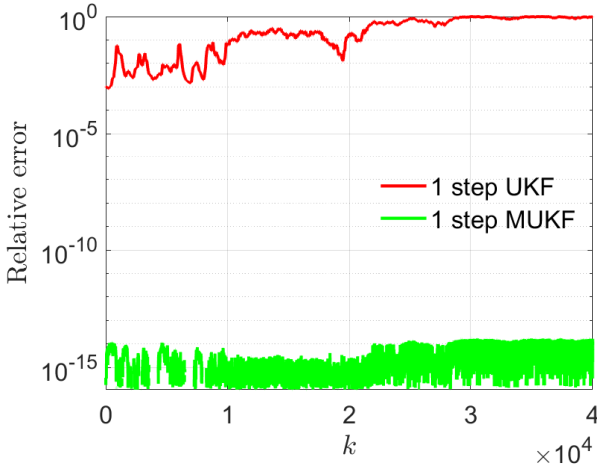


Fig. 2: Example 6.1. Relative error in the trace of the posterior covariance computed using the one-step UKF, and the one-step MUKF with respect to the two-step UKF. Note that the posterior covariance computed by the one-step MUKF is numerically within the machine precision of the two-step UKF posterior covariance, whereas the posterior covariance computed by the one-step UKF is almost twice the two-step UKF posterior covariance.

where

$$f(x) \triangleq x + T_s \begin{bmatrix} \sigma(x_2 - x_1) \\ x_1(\rho - x_3) - x_2 \\ x_1x_2 - \beta x_3 \end{bmatrix} \quad (50)$$

and $w_k \sim \mathcal{N}(0, Q_k)$. For all $k \geq 0$, let

$$y_k = Cx_k + v_k, \quad (51)$$

where $C \triangleq [0 \ 1 \ 0]$ and $v_k \sim \mathcal{N}(0, R_k)$. For all $k \geq 0$, let $Q_k = 0.01I_2$ and $R_k = 10^{-4}$. Furthermore, let $x(0) = [1 \ 1 \ 1]^T$ and $P_{0|0} = I_3$.

Letting $\alpha = 1.5$ in the two-step UKF, the one-step UKF, and the one-step MUKF, Figure 3 shows the trace of the posterior covariance computed by the three filters. Note that one-step UKF posterior covariance is larger than the two-step UKF posterior covariance, whereas the one-step UKF recovers the two-step posterior covariance in spite of generating only one ensemble per step. Figure 4 shows the relative error of the one-step UKF and the one-step MUKF posterior covariance relative to the two-step UKF. Note that, in this particular example, the one-step UKF relative error is almost 15%, whereas the one-step MUKF relative error is less than the machine precision, that is, the one-step MUKF recovers the two-step UKF.

This example shows that the one-step MUKF posterior covariance estimate is more accurate than the one-step UKF posterior covariance and is numerically equal to the two-step UKF posterior covariance. \diamond

VII. CONCLUSIONS

This paper explicitly showed that the two-step UKF specialize to the classical Kalman filter for linear systems, whereas the one-step UKF does not. Consequently, the accuracy of the one-step UKF is inferior than the two-step UKF since the Kalman filter provides the optimal accuracy.

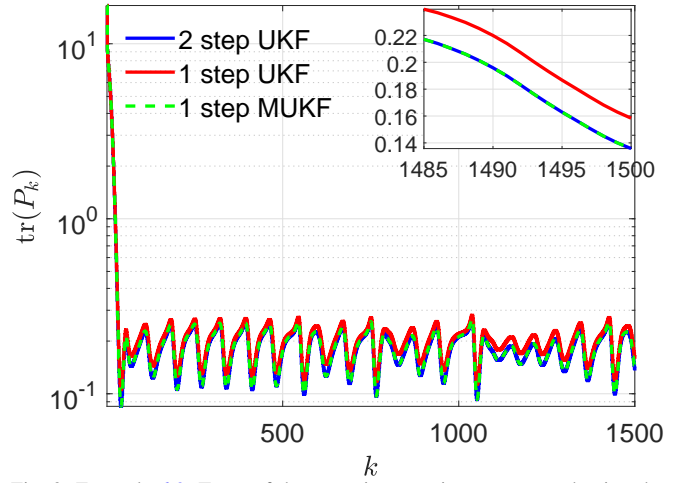


Fig. 3: Example 6.2. Trace of the posterior covariance computed using the two-step UKF, the one-step UKF, and the one-step MUKF on a log scale with a zoomed-in inset showing the last 15 steps of the simulation. Note that the one-step MUKF recovers the accuracy of the two-step UKF.

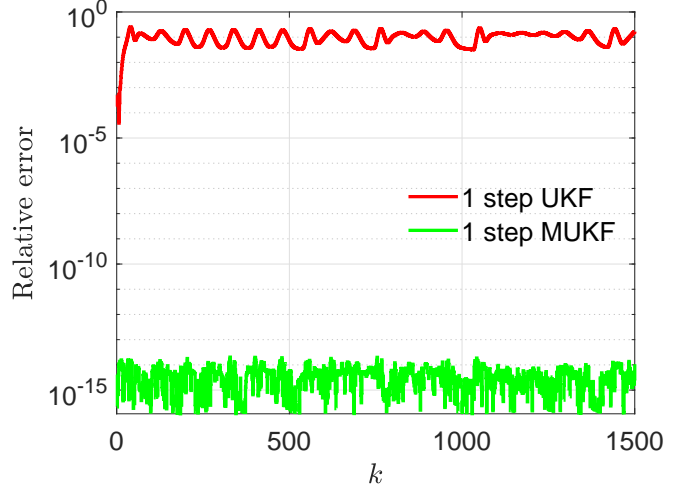


Fig. 4: Example 6.2. Relative error in the trace of the posterior covariance computed using the one-step UKF, and the one-step MUKF with respect to the two-step UKF. Note that the posterior covariance computed by the one-step MUKF is numerically within the machine precision of the two-step UKF posterior covariance, whereas the posterior covariance computed by the one-step UKF is about 15 % larger than the two-step UKF posterior covariance.

Next, a modification of the one-step UKF is presented that recovers the accuracy of the two-step UKF filter in the case of linear systems, that is, it specializes to the classical Kalman filter for linear systems without requiring the second ensemble generation. Finally, it is numerically shown that in nonlinear systems with linear output, the modified one-step UKF recovers the accuracy of the two-step UKF filter.

REFERENCES

- [1] D. Simon, *Optimal State Estimation: Kalman, H-infinity, and Nonlinear Approaches*. John Wiley & Sons, 2006.
- [2] E. A. Wan and R. Van Der Merwe, "The Unscented Kalman Filter for Nonlinear Estimation," in *Adaptive Systems for Signal Processing, Communications, and Control Symposium*, 2000, pp. 153–158, ISBN: 0780358007.

- [3] R. Van der Merwe and E. A. Wan, "The Square-Root Unscented Kalman Filter for State and Parameter-Estimation," in *Proceedings of IEEE International Conference on Acoustics, Speech, and Signal Processing*, IEEE, vol. 6, 2001, pp. 3461–3464, ISBN: 0-7803-7041-4.
- [4] E. Kraft, "A quaternion-based unscented kalman filter for orientation tracking," in *Proceedings of the Sixth International Conference of Information Fusion*, IEEE Cairns, Queensland, Australia, vol. 1, 2003, pp. 47–54.
- [5] B. Gao, G. Hu, S. Gao, Y. Zhong, and C. Gu, "Multi-sensor optimal data fusion for ins/gnss/cns integration based on unscented kalman filter," *International Journal of Control, Automation and Systems*, vol. 16, no. 1, pp. 129–140, 2018.
- [6] H. He, R. Xiong, and J. Peng, "Real-time estimation of battery state-of-charge with unscented kalman filter and rtos mu-cos-ii platform," *Applied energy*, vol. 162, pp. 1410–1418, 2016.
- [7] J. Gove and D. Hollinger, "Application of a dual unscented kalman filter for simultaneous state and parameter estimation in problems of surface-atmosphere exchange," *Journal of Geophysical Research: Atmospheres*, vol. 111, no. D8, 2006.
- [8] J. L. Anderson, "An ensemble adjustment kalman filter for data assimilation," *Monthly weather review*, vol. 129, no. 12, pp. 2884–2903, 2001.
- [9] S. J. Julier and J. K. Uhlmann, "New extension of the kalman filter to nonlinear systems," in *Signal processing, sensor fusion, and target recognition VI*, International Society for Optics and Photonics, vol. 3068, 1997, pp. 182–193.
- [10] M. St-Pierre and D. Gingras, "Comparison between the unscented kalman filter and the extended kalman filter for the position estimation module of an integrated navigation information system," in *IEEE Intelligent Vehicles Symposium, 2004*, IEEE, 2004, pp. 831–835.
- [11] S. Särkkä, *Bayesian filtering and smoothing*. Cambridge university press, 2013.
- [12] C. F. Van Loan, "The ubiquitous kronecker product," *Journal of Computational and Applied Mathematics*, vol. 123, no. 1–2, pp. 85–100, 2000.

VIII. APPENDIX

A. Proof of Proposition 3.1

Proof: Note that , for $i = 1, \dots, 2l_x + 1$,

$$\begin{aligned}\hat{x}_{\sigma_i, k+1} &= A_k \hat{x}_{\sigma_i, k} + B_k u_k, \\ \hat{y}_{\sigma_i, k+1} &= C_{k+1} \hat{x}_{\sigma_i, k+1},\end{aligned}$$

and thus

$$X_{k+1|k} = A_k X_{k|k} + H(B_k u_k),$$

which implies

$$\hat{x}_{k+1|k}^{\text{UKF}} = X_{k+1|k} W = A_k \hat{x} + B_k u_k = \hat{x}_{k+1|k}^{\text{KF}}. \quad (52)$$

The perturbed ensemble is thus

$$\begin{aligned}\tilde{X}_{k+1|k} &= X_{k+1|k} - H(\tilde{X}_{k+1|k} W) \\ &= A_k \begin{bmatrix} 0 & \alpha \sqrt{l_x P} & -\alpha \sqrt{l_x P} \end{bmatrix},\end{aligned}$$

and thus the prior covariance is

$$\begin{aligned}P_{k+1|k}^{\text{UKF}} &= A_k \begin{bmatrix} 0 & \alpha \sqrt{l_x P} & -\alpha \sqrt{l_x P} \end{bmatrix} W_d \\ &\quad \cdot \begin{bmatrix} 0 & \alpha \sqrt{l_x P} & -\alpha \sqrt{l_x P} \end{bmatrix}^T A_k^T + Q_k \\ &= A_k P A_k^T + Q_k \\ &= P_{k+1|k}^{\text{KF}}.\end{aligned} \quad (53)$$

The second ensemble is

$$X'_{k+1|k} = \begin{bmatrix} \hat{x}_{k+1|k}^{\text{KF}} & \hat{x}_{k+1|k}^{\text{KF}} + \alpha \sqrt{l_x P_{k+1|k}^{\text{KF}}} \\ \hat{x}_{k+1|k}^{\text{KF}} - \alpha \sqrt{l_x P_{k+1|k}^{\text{KF}}} \end{bmatrix},$$

and thus

$$\begin{aligned}\tilde{X}'_{k+1|k} &= \begin{bmatrix} 0 & \alpha \sqrt{l_x P_{k+1|k}^{\text{KF}}} & -\alpha \sqrt{l_x P_{k+1|k}^{\text{KF}}} \end{bmatrix}, \\ \tilde{Y}_{k+1} &= C_{k+1} \tilde{X}'_{k+1|k}\end{aligned}$$

Using (22), (23), it follows that

$$\begin{aligned}P_{z_{k+1|k+1}}^{\text{UKF}} &= C_{k+1} \tilde{X}'_{k+1|k} W_d \tilde{X}'_{k+1|k}^T C_{k+1}^T + R_{k+1} \\ &= C_{k+1} P_{k+1|k}^{\text{KF}} C_{k+1}^T + R_{k+1} \\ &= P_{z_{k+1|k+1}}^{\text{KF}},\end{aligned} \quad (54)$$

$$\begin{aligned}P_{e, z_{k+1|k}}^{\text{UKF}} &= \tilde{X}'_{k+1|k} W_d \tilde{Y}_{k+1}^T \\ &= \tilde{X}'_{k+1|k} W_d \tilde{X}'_{k+1|k}^T C_{k+1}^T \\ &= P_{k+1|k}^{\text{KF}} C_{k+1}^T \\ &= P_{e, z_{k+1|k}}^{\text{KF}}.\end{aligned} \quad (55)$$

Finally, (52)-(55) imply (30)-(32). ■

B. Proof of Proposition 4.1

Proof: Note that

$$\begin{aligned}X_{k+1|k} &= A_k X_{k|k} + H(B_k u_k), \\ Y_{k+1} &= C_{k+1} X_{k+1|k}.\end{aligned}$$

and thus

$$\begin{aligned}X_{k+1|k} W &= A_k \hat{x}_{k|k} + B_k u_k, \\ Y_{k+1} W &= C_{k+1} A_k \hat{x}_{k|k} + C_{k+1} B_k u_k,\end{aligned}$$

which implies

$$\begin{aligned}\tilde{X}_{k+1|k} &= A_k X_{k|k} - H(A_k \hat{x}_{k|k}) \\ &= A_k \begin{bmatrix} 0 & \alpha \sqrt{l_x P_{k|k}^{\text{UKF}}} & -\alpha \sqrt{l_x P_{k|k}^{\text{UKF}}} \end{bmatrix},\end{aligned} \quad (56)$$

$$\begin{aligned}\tilde{Y}_{k+1} &= Y_{k+1} - H(Y_{k+1} W) \\ &= C_{k+1} \tilde{X}_{k+1|k}.\end{aligned} \quad (57)$$

The prior covariance is

$$\begin{aligned}P_{k+1|k}^{\text{UKF}} &= A_k \begin{bmatrix} 0 & \alpha \sqrt{l_x P_{k|k}} & -\alpha \sqrt{l_x P_{k|k}} \end{bmatrix} W_d \\ &\quad \cdot \begin{bmatrix} 0 & \alpha \sqrt{l_x P_{k|k}} & -\alpha \sqrt{l_x P_{k|k}} \end{bmatrix}^T A_k^T + Q_k \\ &= A_k P_{k|k} A_k^T + Q_k \\ &= P_{k+1|k}.\end{aligned}$$

It follows from (34) and (35) that

$$\begin{aligned}P_{z_{k+1|k+1}}^{\text{UKF}} &= C_{k+1} \tilde{X}_{k+1|k} W_d \tilde{X}_{k+1|k}^T C_{k+1}^T + R_{k+1} \\ &= C_{k+1} A_k P_{k|k} A_k^T C_{k+1}^T + R_{k+1} \\ &= C_{k+1} (P_{k+1|k} - Q_k) C_{k+1}^T + R_{k+1} \\ &= C_{k+1} P_{k+1|k} C_{k+1}^T - C_{k+1} Q_k C_{k+1}^T + R_{k+1} \\ &= P_{z_{k+1|k+1}} - C_{k+1} Q_k C_{k+1}^T,\end{aligned} \quad (58)$$

and

$$\begin{aligned}
P_{e,z_{k+1}|k}^{\text{UKF}} &= \tilde{X}_{k+1} W_d \tilde{Y}_{k+1}^T \\
&= \tilde{X}_{k+1} W_d \tilde{X}_{k+1}^T C_{k+1}^T \\
&= A_k P_{k|k} A_k^T C_{k+1}^T \\
&= P_{k+1|k} C_{k+1}^T - Q_k C_{k+1}^T \\
&= P_{e,z_{k+1}|k} - Q_k C_{k+1}^T. \tag{59}
\end{aligned}$$

Since $Q_k \neq 0$ and $C_k \notin \mathcal{N}(Q_k)$, it follows that $P_{z_{k+1}|k+1}^{\text{UKF}} \neq P_{z_{k+1}|k+1}$ and $P_{e,z_{k+1}|k}^{\text{UKF}} \neq P_{e,z_{k+1}|k}$ are missing $C_{k+1} Q_k C_{k+1}^T$ and $Q_k C_{k+1}^T$, respectively, , thus implying (40).

To prove (39), note that

$$\begin{aligned}
K_{k+1}^{\text{UKF}} &= (P_{e,z_{k+1}|k} - Q_k C_{k+1}^T) \\
&\quad \cdot (P_{z_{k+1}|k+1} - C_{k+1} Q_k C_{k+1}^T)^{-1}, \\
&\neq K_{k+1}. \tag{60}
\end{aligned}$$

Finally, since K_{k+1} minimizes $\text{tr } P_{k+1|k+1}$, (60) implies (41). ■