

REGULAR PROJECTIONS OF THE LINK $L6n1$

ANDREA ALBA, SANTINO RAMÍREZ, AND GELASIO SALAZAR

ABSTRACT. Given a link projection P and a link L , it is natural to ask whether it is possible that P is a projection of L . Taniyama answered this question for the cases in which L is a prime knot or link with crossing number at most five. Recently, Takimura settled the issue for the knot 6_2 . We answer this question for the case in which L is the link $L6n1$.

1. INTRODUCTION

We work in the piecewise linear category, and links are hosted in the 3-sphere \mathbb{S}^3 . If we project a link L onto the 2-sphere \mathbb{S}^2 , we obtain a *projection* of L . We *resolve* a link projection by giving over/under information at each crossing, thus obtaining a link *diagram*.

As usual, we are interested in regular projections of links, such as the projection P in Figure 1. We recall that a projection is *regular* if it has finitely many multiple points, and each multiple point is a transverse (non-tangential) double point. Two projections are *equivalent* if there is a self-homeomorphism of \mathbb{S}^2 that takes one to the other.

Let P be a projection and let L be a link. We do not distinguish between isotopic links, and so P is a *projection of L* if there is a link isotopic to L that projects to P . Thus P is a projection of L if and only if it is possible to resolve P to obtain a diagram D of a link isotopic to L . See Figure 1 for an illustration.

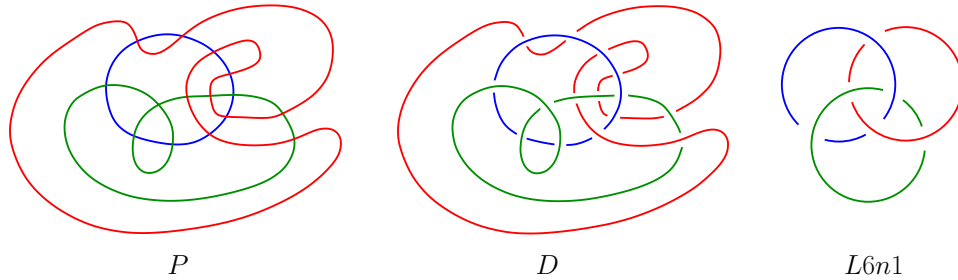


FIGURE 1. On the left-hand side we have a projection P of a 3-component link. We turn P into the diagram D at the center of the figure by giving over/under information at each crossing, that is, by *resolving* each crossing of P . Using a sequence of Reidemeister moves, it is possible to transform D into the diagram on the right-hand side, which is a diagram of the link $L6n1$. Therefore P is a projection of $L6n1$.

Given a projection P and a link L , it is natural to ask whether P is a projection of L . This question and several variants have been thoroughly investigated in the literature [2–4, 6–15].

Date: August 31, 2022.

2020 Mathematics Subject Classification. Primary 57K10; Secondary 57M15, 05C10.

Taniyama answered this question for all the prime links (including knots) with crossing number at most five [17, 18]. Recently, Takimura settled the issue for the knot 6_2 [16].

1.1. Our main result. In this paper we answer this question for the case in which L is a 3-component prime link with crossing number six, namely the link $L6n1$ in the Thistlethwaite Link Table [1]. We refer the reader again to the right-hand side of Figure 1.

In order for a projection P to be a projection of $L6n1$, an obvious requirement is that P be a projection of a 3-component link. Every such projection P is the union of three knot projections, which we colour arbitrarily so that we have a *blue* knot projection B , a *red* knot projection R , and a *green* knot projection G . We refer the reader again to Figure 1.

We say that P is *pairwise crossing* if B , R , and G pairwise cross each other. Since the components of the link $L6n1$ are pairwise linked, it follows that if P is a projection of $L6n1$, then P must be pairwise crossing. Our main result is that this obvious necessary condition is also sufficient.

Theorem 1. *A projection of a 3-component link is a projection of the link $L6n1$ if and only if it is pairwise crossing.*

1.2. Overview of the proof of Theorem 1. For convenience, for the rest of the paper we regard every link projection as a 4-regular graph embedded on \mathbb{S}^2 , by turning each crossing into a degree 4 vertex. See Figure 2.

Following [15] and [17], if P is a link projection then $\text{LINK}(P)$ denotes the set of all those links L such that P is a projection of L . With this notation, Theorem 1 claims that if P is a 3-component link projection, then $L6n1 \in \text{LINK}(P)$ if and only if P is pairwise crossing.

A key tool in the proof of Theorem 1 is the identification of two *reduction operations* on link projections, introduced in Section 2. As we will see, when we perform a reduction operation on a pairwise crossing projection P we obtain a projection \bar{P} that satisfies the following properties:

(R1) \bar{P} has fewer vertices than P .

(R2) \bar{P} is pairwise crossing.

(R3) $\text{LINK}(\bar{P}) \subseteq \text{LINK}(P)$.

A pairwise crossing projection P is *irreducible* if we cannot apply any reduction operation to it. If we start with an arbitrary pairwise crossing projection P , after performing a finite number of reduction operations we end up with an irreducible projection P' . An iterative application of (R3) yields that $\text{LINK}(P') \subseteq \text{LINK}(P)$. In particular, if P' is a projection of $L6n1$, then P is also a projection of $L6n1$. Therefore *in order to prove Theorem 1, it suffices to show that every irreducible projection is a projection of $L6n1$.*

To achieve this goal, we fully characterize which projections are irreducible: as we state in Section 4 (see Proposition 2 and Figure 8) up to equivalence there are only two irreducible projections. It is easy to see that they are both projections of $L6n1$ (see Figure 8). Thus every irreducible projection is indeed a projection of $L6n1$, and so Theorem 1 follows.

2. THE REDUCTION OPERATIONS

Before we identify the reduction operations, we make a few elementary remarks on link projections. Recall that we regard link projections as 4-regular graphs embedded on \mathbb{S}^2 .

2.1. Straight-ahead walks, monochromatic vertices, and bichromatic vertices. We recall that a *straight-ahead walk* in a 4-regular graph is a walk in which every time we reach a vertex v in the walk, the next edge in the walk is the opposite edge to the one from which we arrived to v . A walk is *closed* if its final vertex is the same as its initial vertex.

We are interested in projections of 3-component links, and so every projection under consideration is a projection of a 3-component link. Thus every projection P of interest is the edge-disjoint union $P = B \cup R \cup G$ of three straight-ahead closed walks: a *blue* walk B , a *red* walk R , and a *green* walk G . We refer the reader to Figure 2.

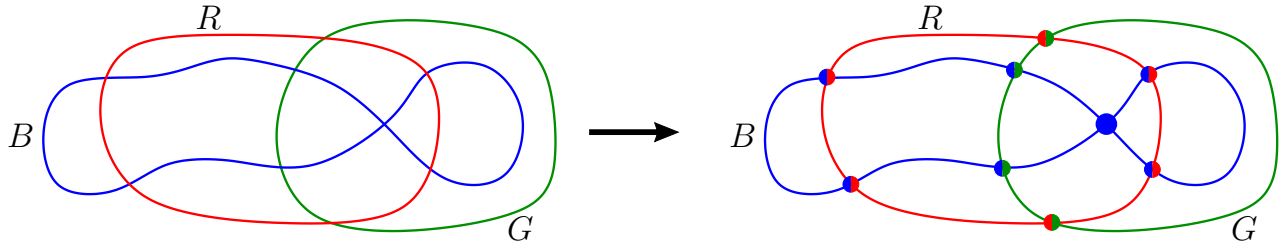


FIGURE 2. A link projection is regarded as a 4-regular graph embedded on \mathbb{S}^2 , by turning each crossing into a degree 4 vertex. Every 3-component link projection is the edge-disjoint union of three straight-ahead closed walks: a blue walk B , a red walk R , and a green walk G . The projection in this figure is pairwise crossing: there is at least one blue-red vertex, at least one blue-green vertex, and at least one red-green vertex.

If v is a vertex of P , and the four edges incident with v are of the same colour, then we also colour v with this colour, and say that v is *monochromatic*. Otherwise, two of the edges incident with v are of one colour, and the other two are of another colour. In this case we colour v with both colours, and say that v is *bichromatic*. Thus a monochromatic vertex is either blue, red, or green, and there are three *types* of bichromatic vertices: blue-red, blue-green, or red-green. See Figure 2.

In view of Theorem 1, our interest lies in pairwise crossing projections. In every such projection the blue straight-ahead closed walk B and the red straight-ahead closed walk R must cross each other, and so there is at least one blue-red vertex. Actually, using the Jordan curve theorem it is easy to see that there must be at least two blue-red vertices. Similarly, there are at least two blue-green vertices and at least two red-green vertices.

2.2. The reduction operations. As we mentioned in the previous section, an essential tool in the proof of Theorem 1 is the existence of two *reduction operations* on link projections, each of which satisfies properties (R1)–(R3).

2.2.1. The first reduction operation: shortcutting a projection. Let $P = B \cup R \cup G$ be a pairwise crossing projection. Suppose that there is a face f in P whose boundary contains two edges e, e' of the same colour, which without loss of generality we may assume to be blue. We refer the reader to Figure 3(i) for an illustration, where f is the shaded face and e, e' are the thick edges.

As illustrated in Figure 3(ii), we subdivide the edge e with a degree 2 vertex x , and subdivide e' with a degree 2 vertex y . As we show in Figure 3(iii) and (iv), the blue straight-ahead closed

walk B is naturally decomposed into two straight-ahead walks B_1 and B_2 , each of which starts at x and ends at y . We say that B_1 and B_2 are the xy -walks. For $i \in \{1, 2\}$, we say that B_i is *colourful* if it has at least one blue-red vertex and at least one blue-green vertex.

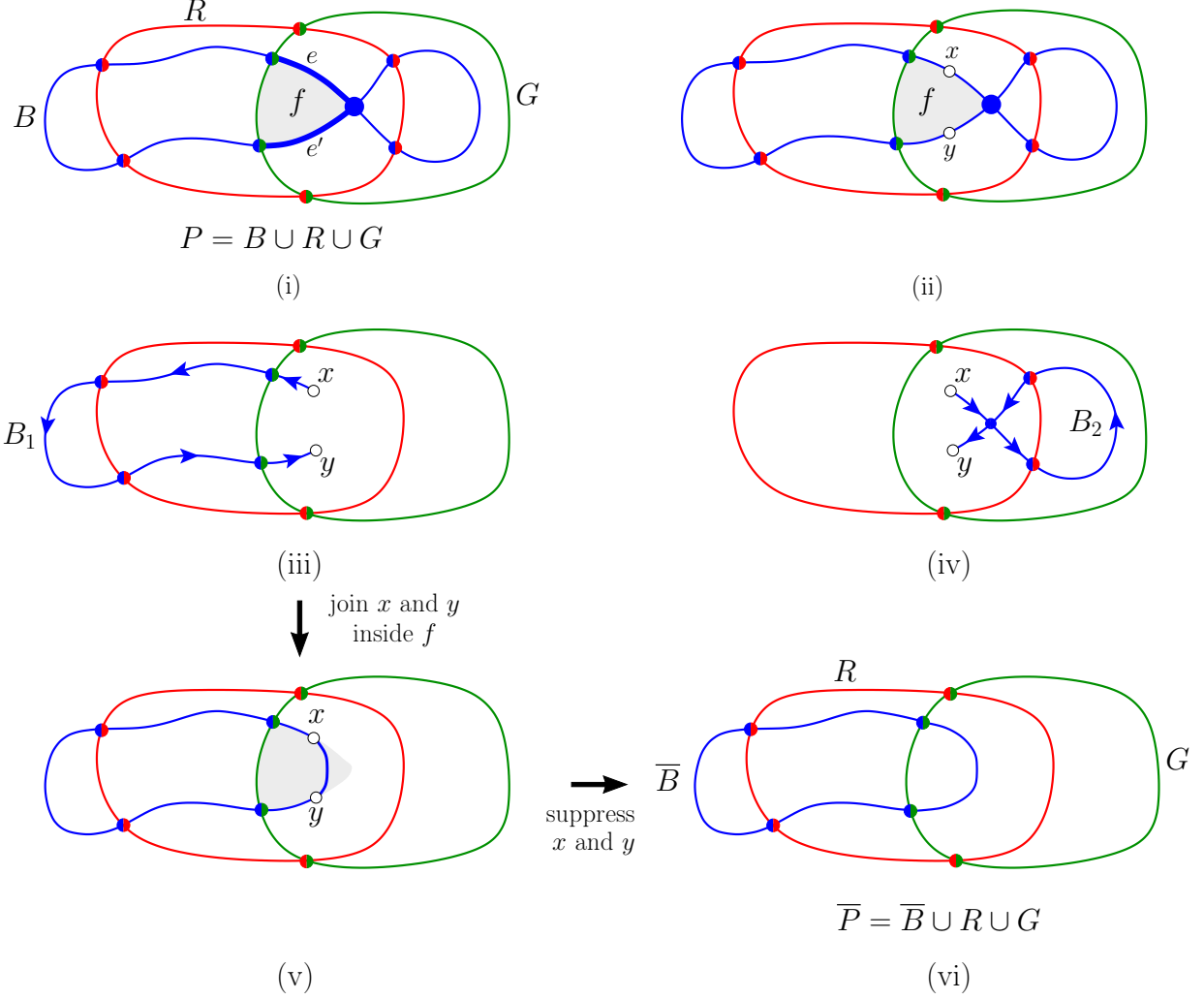


FIGURE 3. Illustration of the shortcut operation.

Suppose that at least one of B_1 and B_2 is colourful. As in the example in Figure 3, we may assume without loss of generality that B_1 is colourful. We can then proceed to *shortcut* B , as follows. First, we discard B_2 and join x and y in B_1 with an arc contained in f , as illustrated in Figure 3(v). Finally we suppress x and y . As illustrated in Figure 3(vi), as a result we obtain a new blue straight-ahead closed walk \bar{B} . We say that to obtain \bar{B} we *shortcut* B at x and y , and the projection $\bar{P} = \bar{B} \cup R \cup G$ is obtained by *shortcutting* P at x and y .

In order to show that properties (R1)–(R3) hold, we start by noting that the internal vertices of the discarded xy -walk (B_2 in our previous discussion) are in P but not in \bar{P} . Thus (R1) holds. We also note that the colourfulness of B_1 implies that \bar{P} is pairwise crossing. Thus (R2) holds.

We finally move on to showing that (R3) holds. We illustrate the proof in Figure 4, using the projections P and \bar{P} from Figure 3. Suppose that $L \in \text{LINK}(\bar{P})$, that is, \bar{P} is a projection of a link L . Thus it is possible to resolve each vertex of \bar{P} so that the result is a diagram \bar{D} of L .

To prove (R3) we need to show that P is also a projection of L . To achieve this, we describe how to resolve each vertex of P to obtain a diagram D equivalent to \bar{D} .

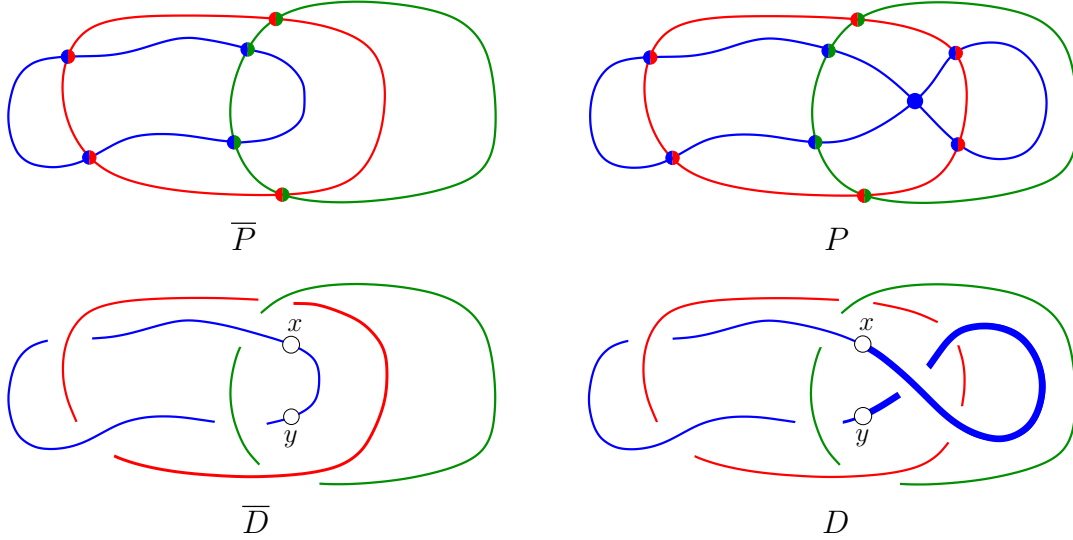


FIGURE 4. Using the descending algorithm, a diagram \bar{D} of \bar{P} can be extended to a diagram D of P , equivalent to \bar{D} .

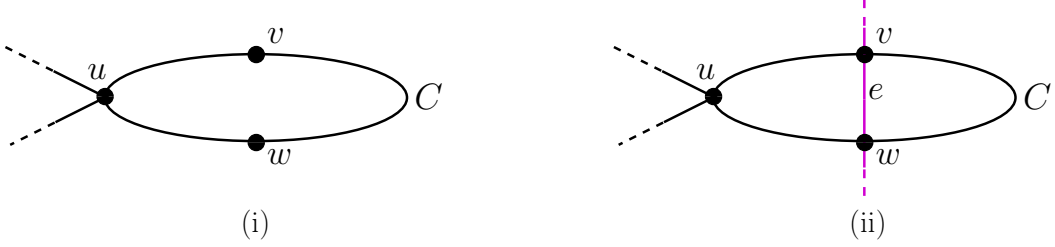
First, for each vertex of P that is also a vertex of \bar{P} , we resolve it exactly as it was resolved back in \bar{P} in order to obtain \bar{D} . See Figure 4.

We now describe how to resolve each vertex of P that is not a vertex in \bar{P} . Note that these are precisely the vertices in the straight-ahead walk B_2 that was discarded in the shortcutting process. Recall that the endpoints of B_2 are x and y . As in [15] and [17], we use the *descending algorithm* from x to y to resolve each vertex of B_2 : we traverse B_2 from x to y , and whenever we arrive to a vertex for the first time, we resolve this vertex so that the strand we are currently traversing is the overstrand. We refer the reader again to Figure 4: the thick part is obtained using the descending algorithm from x to y .

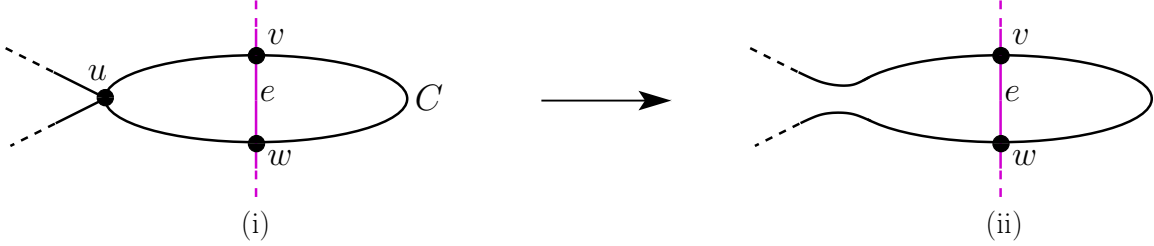
Let D be the diagram obtained by resolving the vertices of P in the way we have described. The use of the descending algorithm implies that the strand in D from x to y can be isotoped to the strand in \bar{D} from x to y . This implies that D and \bar{D} are equivalent diagrams, and so the proof of (R3) is complete.

Needless to say, choosing the blue straight-ahead closed walk B for the discussion was arbitrary, as evidently a totally analogous shortcut operation can be applied to R or to G .

2.2.2. The second reduction operation: simplifying a Θ . Suppose that $P = B \cup R \cup G$ contains a straight-ahead cycle $C = uvwu$, such as the one illustrated in Figure 5(i). Suppose that (a) v and w are joined by an edge e distinct from the edge that joins them in C ; and (b) the connected component of $\mathbb{S}^2 \setminus C$ that contains e does not contain any other part of P . We then say that $C + e$ is a Θ in P . See Figure 5(ii).

FIGURE 5. Illustration of the notion of a Θ in a projection.

We *simplify* Θ by *splitting* u as illustrated in Figure 6. This is the second and last reduction operation on link projections that we will use in this paper.

FIGURE 6. To simplify the Θ on the left hand side, we open up ("split") u as shown on the right hand side.

The projection \overline{P} obtained from P by simplifying the Θ has one fewer vertex than P , as u belongs to P but it is not in \overline{P} anymore. Thus (R1) holds. Now since C is a straight-ahead cycle it follows that u is a monochromatic vertex. Therefore every bichromatic vertex in P is also in \overline{P} , and since P is pairwise crossing it follows that \overline{P} is also pairwise crossing. Therefore Property (R2) also holds for this reduction operation.

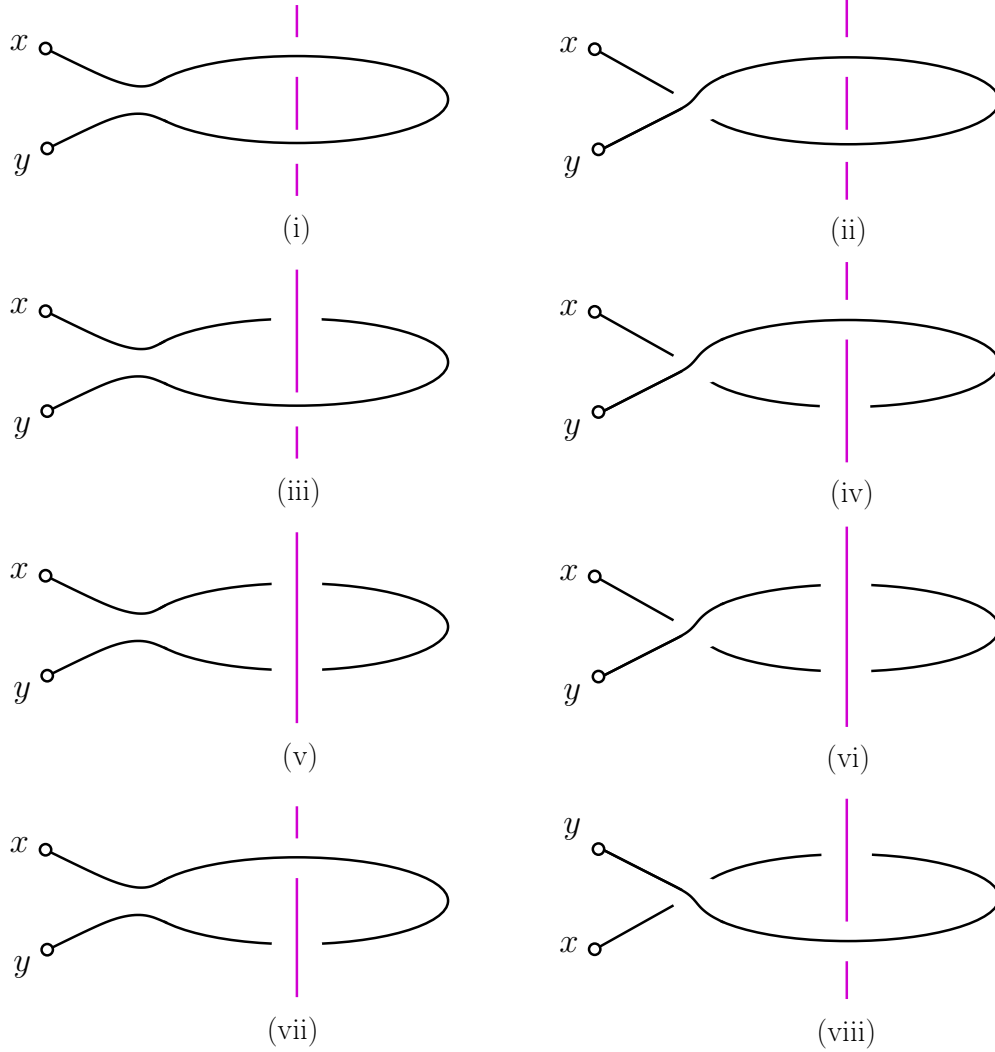
We now prove that (R3) holds. Suppose that $L \in \text{LINK}(\overline{P})$, that is, \overline{P} is a projection of a link L . Thus it is possible to resolve each vertex of \overline{P} so that the result is a diagram \overline{D} of L .

To prove (R3) we need to show that P is also a projection of L . To achieve this, we describe how to resolve each vertex of P to obtain a diagram D equivalent to \overline{D} .

First, for each vertex of P that is not in $\{u, v, w\}$, we resolve it exactly as it was resolved back in \overline{P} in order to obtain \overline{D} . It remains to describe how to resolve u, v , and w .

The way in which we resolve u, v , and w in P depends on how v and w are resolved in \overline{P} to obtain \overline{D} . For instance, if v and w are resolved in \overline{P} as in Figure 7(i), then we resolve u, v , and w in P as in Figure 7(ii). It is easy to see that the strand from x to y in (ii) (that is, in D) can be isotoped to the strand from x to y in (i) (that is, in \overline{D}). Since all the other vertices of P are resolved in the same way as they are resolved in \overline{P} , we conclude that the resulting diagram D of P is equivalent to the diagram \overline{D} of \overline{P} .

There are three more ways in which the vertices v and w can be resolved in \overline{P} . These are illustrated in Figure 7(iii), (v), and (vii). If v and w are resolved in \overline{P} as in (iii), then we resolve u, v , and w in P as in (iv). If v and w are resolved in \overline{P} as in (v), then we resolve u, v , and w in P as in (vi). Finally, if v and w are resolved in \overline{P} as in (vii), then we resolve u, v , and w in P as in (viii).

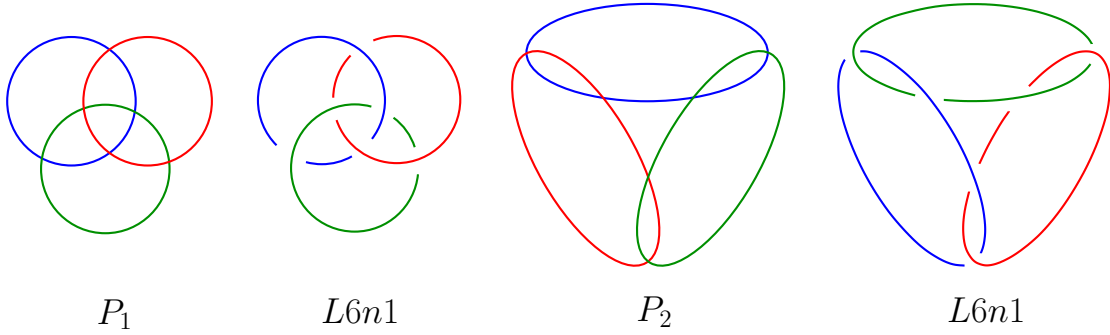
FIGURE 7. Illustration of the proof of (R3) for the operation of simplifying a Θ .

As in the first case we discussed above, in each of these cases it is easy to see that the strand from x to y in D can be isotoped to the strand from x to y in \overline{D} . Since all the other vertices of P are resolved in the same way as they are resolved in \overline{P} , we conclude that the resulting diagram D of P is equivalent to the diagram \overline{D} of \overline{P} . This completes the proof that the reduction operation of simplifying a Θ satisfies Property (R3).

3. IRREDUCIBLE PROJECTIONS AND PROOF OF THEOREM 1

We say that a projection is *irreducible* if it is pairwise crossing and it is not possible to apply any reduction operation to it. The heart of the proof of Theorem 1 is the following statement.

Proposition 2. *Up to equivalence, the only irreducible projections are the projections P_1 and P_2 in Figure 8.*

FIGURE 8. The two irreducible projections P_1 and P_2 .

The rest of the paper is devoted to the proof of Proposition 2. As we will now see, Theorem 1 follows easily from this statement.

Proof of Theorem 1, assuming Proposition 2. As we pointed out before stating Theorem 1, the “only if” part of the theorem holds simply because $L6n1$ is pairwise linked. Thus in order to prove the theorem we need to show the “if” part: every pairwise crossing projection is a projection of $L6n1$.

Let P be any pairwise crossing projection. Our goal is to show that $L6n1 \in \text{LINK}(P)$. In view of Properties (R1) and (R2) of the reduction operations, given a pairwise crossing projection P , we can iteratively apply to P a sequence of reduction operations until we reach an irreducible projection P' . An iterative application of (R3) then implies that $\text{LINK}(P') \subseteq \text{LINK}(P)$. Since by Proposition 2 the only irreducible projections are P_1 and P_2 , we conclude that (\dagger) either $\text{LINK}(P_1) \subseteq \text{LINK}(P)$ or $\text{LINK}(P_2) \subseteq \text{LINK}(P)$.

As we illustrate in Figure 8, both P_1 and P_2 can be resolved into $L6n1$. That is, $L6n1 \in \text{LINK}(P_1)$ and $L6n1 \in \text{LINK}(P_2)$. In view of (\dagger) , it follows that $L6n1 \in \text{LINK}(P)$. \square

4. TOWARDS THE PROOF OF PROPOSITION 2: PROPERTIES OF IRREDUCIBLE PROJECTIONS

In this section we pave the way towards the proof of Proposition 2, by establishing several properties that must be satisfied in an irreducible projection. More specifically, we identify two structures that cannot exist in an irreducible projection, and we show that every face in an irreducible projection must be bounded by a cycle.

4.1. Disposable digons. Let $P = B \cup R \cup G$ be a pairwise crossing projection. Suppose that there exist parallel edges e_1, e_2 such that $e_1 \cup e_2$ bounds an open disk Δ that does not contain any part of P . We say that $e_1 \cup e_2$ is a *digon*. See Figure 9.

Let u, v be the common endvertices of e_1 and e_2 . If e_1 and e_2 are of the same colour, then u and v are monochromatic of the same colour. Otherwise, u and v are bichromatic of the same type. We say that $e_1 \cup e_2$ is a *disposable digon* if either (i) u and v are monochromatic; or (ii) u and v are bichromatic and they are not the only bichromatic vertices of their type in P .

Observation 3. *In an irreducible projection there cannot be any disposable digons.*

Proof. Let $e_1 \cup e_2$ be a disposable digon in an irreducible projection P . As we illustrate in Figure 9, let e_3 (respectively, e_4) be the edge that precedes (respectively, succeeds) e_1 as we

4.3. Faces in irreducible projections. We conclude this section with an important remark on irreducible projections.

Observation 5. *If P is an irreducible projection, then every face of P is bounded by a cycle.*

Proof. We show that an irreducible projection P cannot have a cut vertex, that is, a vertex v such that $P \setminus \{v\}$ is disconnected. This implies the observation, since it follows that every irreducible projection is 2-connected, and in every spherical embedding of a 2-connected graph each face is bounded by a cycle.

By way of contradiction, suppose that P is an irreducible projection with a cut vertex v . It is easy to see that v is necessarily monochromatic, and without loss of generality we may assume that v is blue. Let β_1, β_2 be the v -walks. We note that one of β_1 and β_2 must contain all the blue-red vertices and all the blue-green vertices. Indeed, since v is a cut-vertex, otherwise the red straight-ahead walk R and the green straight-ahead walk G would be disjoint, contradicting that P is pairwise crossing.

Without loss of generality we may assume that β_1 contains all the blue-red vertices and all the blue-green vertices. Thus β_1 is colourful, and β_2 is superfluous. In view of Observation 4, this contradicts the irreducibility of P . \square

5. GOOD SECTIONS IN PAIRWISE CROSSING PROJECTIONS

The proof of Proposition 2 relies crucially on the concept of a good section. We refer the reader to Figure 11 and its caption for an illustration of the upcoming notions. Let $P = B \cup R \cup G$ be a pairwise crossing projection. A cycle of P is *facial* if it bounds a face. A *section* of a facial cycle C is a path contained in C , all of whose edges are of the same colour, and that is maximal with respect to this property.

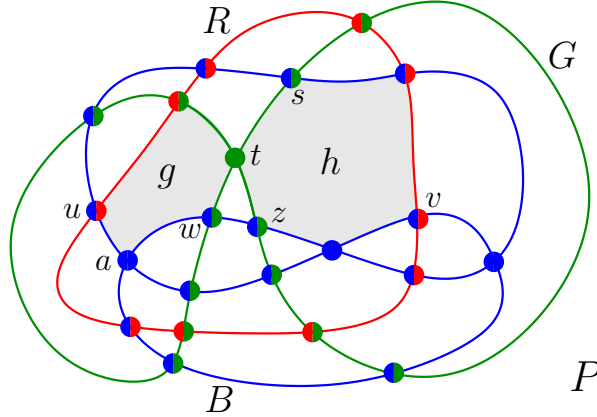


FIGURE 11. The blue path uaw is a section of the facial cycle that bounds face g . This section is good, as its endvertices are of distinct types: u is blue-red and w is blue-green. The green path stz is a section of the facial cycle that bounds face h , but it is not a good section: its endvertices s and z are of the same type, namely green-blue.

Clearly, the endvertices of a section S are necessarily bichromatic. If the endvertices of S are of distinct types, then S is a *good* section. For instance, in a good blue section one endvertex is blue-red, the other endvertex is blue-green, and all the internal vertices (if any) are blue.

The *length* of a section is its number of edges. Note that the length of a section may be one, as it may consist of only one edge and its endvertices.

The next statement plays a crucial role in the proof of Proposition 2.

Observation 6. *Every pairwise crossing projection has at least two good sections of each colour.*

Proof. Let $P = B \cup R \cup G$ be a pairwise crossing projection. By symmetry, it suffices to show that there are at least two good blue sections in P . We illustrate the proof using the projection P in Figure 11. As we illustrate in Figure 12(i), we start by letting P' be the plane graph obtained by removing from P all the green edges and all the green vertices, but keeping all the green-blue or green-red vertices.

It is easy to see that since P is pairwise crossing there must exist a face f of P' whose boundary walk W contains at least one green-blue vertex and at least one green-red vertex. See Figure 12(i). In particular, W contains both blue and red edges, and so W may be written as a concatenation $W = W_1W_2 \cdots W_k$ of an even number k of walks, where W_1, W_3, \dots, W_{k-1} contain only blue edges, and W_2, W_4, \dots, W_k contain only red edges. For instance, as we show in Figure 12(ii), the boundary walk W of the face f in Figure 12(i) is the concatenation of a (thick) blue walk W_1 , a (thick) red walk W_2 , a (thin) blue walk W_3 , and a (thin) red walk W_4 .

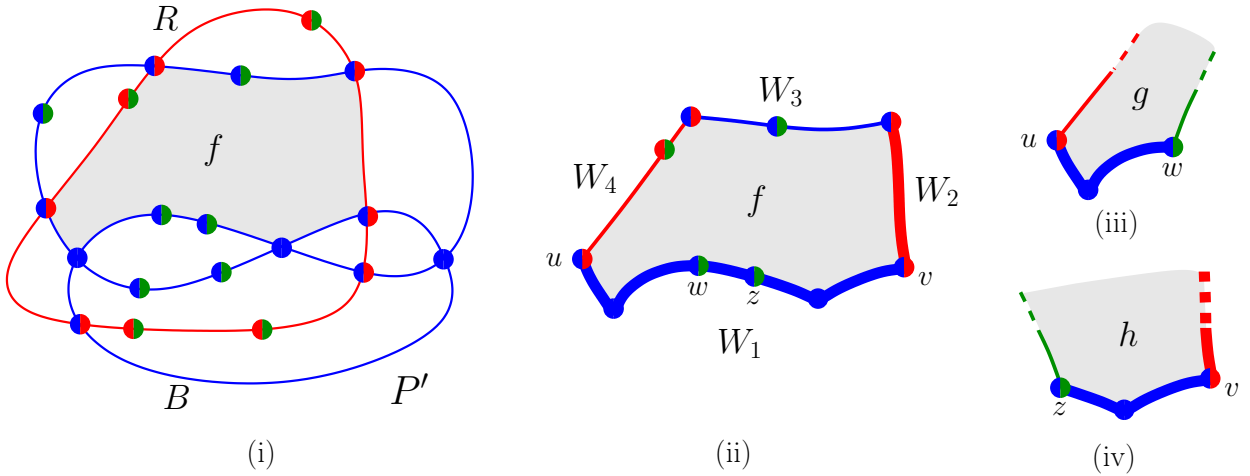


FIGURE 12. Illustration of the proof of Observation 6.

Since W has at least one blue-green vertex, it follows that one of the blue walks W_1, W_3, \dots, W_{k-1} contains at least one blue-green vertex. Without loss of generality, we may assume that W_1 has at least one blue-green vertex. Note that W_1 starts with a blue-red vertex u , ends with another blue-red vertex v , and every internal vertex of W_1 is either blue or blue-green. As we illustrate in Figure 12(ii), we let w (respectively, z) be the first (respectively, last) blue-green vertex that we encounter as we traverse W_1 from u to v . We note that w and z may be the same vertex.

As we illustrate in Figure 12(iii), the subwalk of W_1 that starts at the blue-red vertex u and ends at the blue-green vertex w is a good section of a face g back in P (see also Figure 11). Similarly, as we show in Figure 12(iv), the subwalk of W_1 that starts at the blue-green vertex z and ends at the blue-red vertex v is a good section of a face h back in P (see also Figure 11). Thus there are at least two good blue sections in P , and so we are done. \square

6. PROOF OF PROPOSITION 2

The proof of Proposition 2 has two major ingredients, captured in the following two lemmas.

Lemma 7. *If P is an irreducible projection, then all good sections of P have length one.*

Lemma 8. *If P is an irreducible projection in which all good sections have length one, then P has exactly 6 vertices.*

Before moving on to the proofs of Lemmas 7 and 8, we note that Proposition 2 follows easily from them.

Proof of Proposition 2, assuming Lemmas 7 and 8. Let $P = B \cup R \cup G$ be an irreducible projection. Combining Lemmas 7 and 8 we obtain that P has exactly 6 vertices. Since every pairwise projection has at least two bichromatic vertices of each type, it follows that P has exactly two blue-red vertices, exactly two blue-green vertices, exactly two red-green vertices, and no monochromatic vertices of any colour. That is, B , R , and G are cycles that pairwise cross each other in exactly two vertices. It is a straightforward exercise to verify that then P is equivalent to either P_1 or P_2 in Figure 8: this is the well-known fact that every arrangement of three pseudocircles that pairwise cross exactly twice is equivalent to either the Krupp arrangement or to the non-Krupp arrangement (see [5, Figure 1]). \square

6.1. Proof of Lemma 7. Lemma 7 is an immediate consequence of the next two statements.

Claim 9. *In an irreducible projection there cannot be any good section of length at least three.*

Claim 10. *In an irreducible projection there cannot be any good section of length exactly two.*

Proof of Claim 9. By way of contradiction, suppose that $P = B \cup R \cup G$ has a facial cycle C with a good section $S = v_0 e_1 v_1 \dots e_k v_k$ of length $k \geq 3$. Recall that the endvertices of every good section are bichromatic vertices of distinct types. Without loss of generality we may assume that S is blue, and that v_0 is blue-red and v_k is blue-green. See Figure 13 for an illustration.

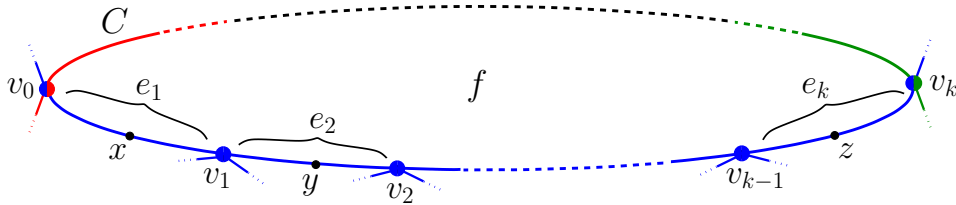


FIGURE 13. Illustration of the proof of Claim 9.

Subdivide e_1 with a degree 2 vertex x , e_2 with a degree 2 vertex y , and e_k with a degree 2 vertex z . To prove the claim we show that either (i) at least one of the two xy -walks is colourful; or (ii) at least one of the two yz -walks is colourful; or (iii) at least one of the two xz -walks is colourful. This will complete the proof, since in either case we can apply a shortcut operation on P , contradicting its irreducibility.

We traverse the blue straight-ahead closed walk B starting at x with the blue half-edge xv_1 . Suppose that in this traversal we encounter y before we encounter v_k . In this case the part of the traversal from x to y (that is, one of the two xy -walks) clearly contains neither v_0 nor v_k .

Thus the other xy -walk contains both v_0 and v_k , and so it is colourful. Therefore in this case (i) holds. A totally analogous argument shows that if in the traversal we encounter z before we encounter v_k , then one of the two xz -walks is colourful, and so (ii) holds.

We may then assume that in the traversal of B starting with xv_1 we encounter first v_k , and then we encounter y and z in some order. In this case the part of the traversal that has y and z as endpoints is a yz -walk that contains neither v_0 nor v_k . Thus the other yz -walk contains both v_0 and v_k , and so it is colourful. Therefore in this case (iii) holds. \square

Proof of Claim 10. By way of contradiction, suppose that $P = B \cup R \cup G$ has a facial cycle C with a good section $S = ueve'w$ of length 2. Without loss of generality we may assume that S is blue, and that u is blue-red and w is blue-green. See Figure 14 for an illustration. As we also illustrate in that figure, we let B_1 denote the v -walk that contains u and e , and we let B_2 denote the other v -walk, which is the one that contains w and e' .

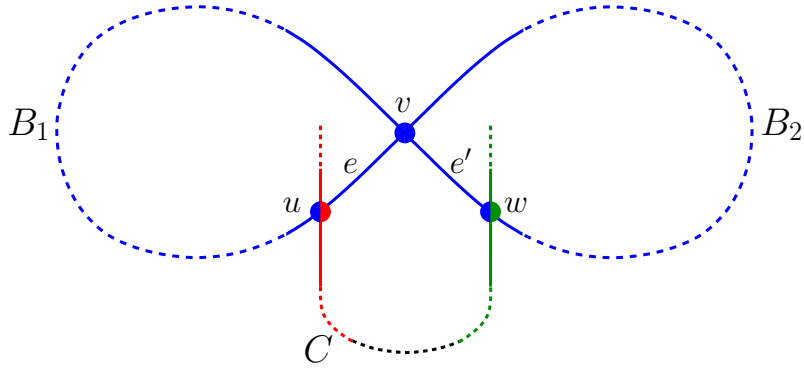


FIGURE 14. Illustration of the proof of Claim 10.

Our strategy to prove the claim is to find structural properties of P that follow from its irreducibility. These properties are captured as statements (I), (II), (III), (IV), and (V) below. As we argue after the proof of (V), these properties imply the existence of a Θ in P (see Figure 18). This will conclude the proof of the claim, since the existence of a Θ contradicts the irreducibility of P .

(I) B_1 does not contain any blue-green vertex, and B_2 does not contain any blue-red vertex.

Proof. By way of contradiction, suppose that B_1 contains some blue-green vertex. Since B_1 contains also the blue-red vertex u , it follows that B_1 is a colourful v -walk, and so B_2 is a superfluous v -walk. In view of Observation 4, this contradicts the irreducibility of P . A totally analogous argument shows that B_2 cannot contain any blue-red vertex. \square

(II) B_1 is a cycle, and B_2 is a cycle.

Proof. By symmetry, it suffices to show that B_2 is a cycle. By way of contradiction, suppose that this is not the case. As we illustrate in Figure 15, then there must exist a blue vertex z in B_2 such that the four edges incident with z are in B_2 . As we also illustrate in that figure, the z -walk that contains v also contains u and w , and so it is colourful. Thus the other z -walk (the thick one) is superfluous. In view of Observation 4, this contradicts the irreducibility of P . \square

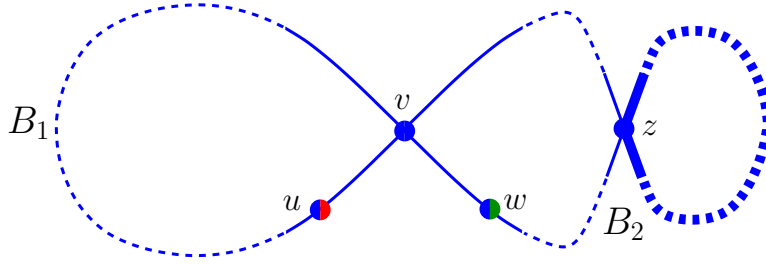


FIGURE 15. Illustration of the proof of (II) in Claim 10.

Since B_2 is a cycle, by the Jordan curve theorem $\mathbb{S}^2 \setminus B_2$ has two connected components, each of which is homeomorphic to an open disk. We let Δ denote the connected component of $\mathbb{S}^2 \setminus B_2$ that does not contain the blue-red vertex u . We refer the reader to Figure 16 for an illustration, where Δ is the shaded region.

(III) If $g = st$ is an edge of P contained in Δ , and its endvertices s and t are both in B_2 , then either $s = w$ or $t = w$.

Proof. By way of contradiction, suppose that $s \neq w$ and $t \neq w$. See Figure 16. As we also illustrate in that figure, we subdivide one of the two edges of B_2 incident with s with a degree 2 vertex x , and we subdivide one of the two edges of B_2 incident with t with a degree 2 vertex y .

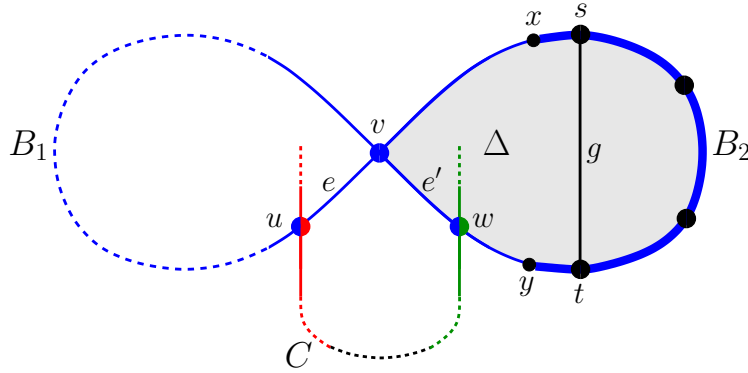
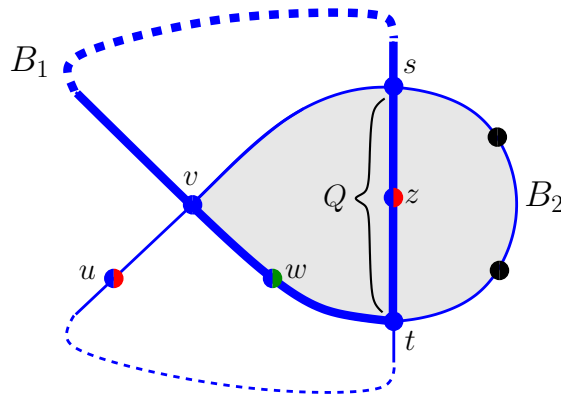


FIGURE 16. Illustration of the proof of (III) in Claim 10.

Since g is an edge, then x and y are in the same face of P . Now one of the xy -walks is completely contained in B_2 : this is the xy -walk highlighted with thick edges in Figure 16. The other xy -walk contains u and w , and so it is colourful. Since x and y are in the same face it follows that we can shortcut P at x and y . But this contradicts the irreducibility of P . \square

(IV) The only blue vertex is v .

Proof. By way of contradiction, suppose that there is a blue vertex s distinct from v . Since each of B_1 and B_2 is a cycle, it follows that s must be in $B_1 \cap B_2$. As we illustrate in Figure 17, it follows that there must be a subpath Q of B_1 , contained in Δ , that has s as one of its endvertices. We let t denote the endvertex of Q that is not s .



It follows from (III) that Q cannot consist of a single edge, and so there is at least one internal vertex z of Q . We claim that z must be blue-red, as illustrated in Figure 17. To see this, first we note that z cannot be blue, since every blue vertex is in $B_1 \cap B_2$, and hence in the boundary of Δ . Thus z is either blue-red or blue-green. Now if z is blue-green, then the v -walk B_1 is colourful (as it also contains the blue-red vertex u), and so B_2 is superfluous. Since by Observation 4 this contradicts the irreducibility of P , we conclude that z cannot be blue-green. Thus z is blue-red, as claimed.

(V) *There is no green vertex contained in Δ .*

Let G_1, G_2 be the two green z -walks. Since P is pairwise crossing it follows that at least one of G_1 and G_2 has a green-red vertex. Without loss of generality, we may assume that G_1 has a red-green vertex. Since R lies entirely outside Δ , and z is inside Δ , it follows that G_1 must cross B_2 . In particular, G_1 has at least one green-blue vertex. Thus G_1 has at least one green-red vertex and at least one green-blue vertex, and so it is colourful. Thus G_2 is a superfluous z -walk. By Observation 4, this contradicts the irreducibility of P . \square

Conclusion of the proof of Claim 10. We start by noting that no vertex can be contained in Δ . Indeed, by way of contradiction, suppose that some vertex z of P is contained in Δ . As we argued in the proof of (V), the red straight-ahead walk R is contained outside Δ , and so z is neither red, nor red-blue, nor red-green. We know from (IV) that v is the only blue vertex, and from this it follows that no blue edge can be inside Δ . Therefore z is neither blue, nor blue-red.

nor blue-green. The only possibility left is that z is green, but this is ruled out using (V). We conclude that no vertex is contained in Δ .

Let e_w be the green edge incident with the blue-green vertex w that is contained in Δ . Since no vertex is contained in Δ , it follows that the other endvertex of e_w is a blue-green vertex q in B_2 . See Figure 18. We claim that e_w is the only part of P contained in Δ . Indeed, by way of contradiction suppose that some edge $g = st$ other than e_w is contained in Δ . Since no vertex is contained in Δ , it follows that both s and t are in B_2 . Since $g \neq e_w$, it follows that neither s nor t is equal to w , contradicting (III).

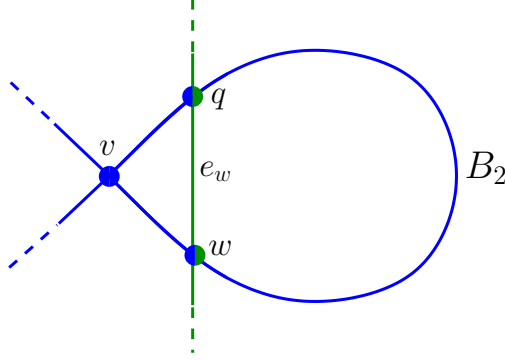


FIGURE 18. Conclusion of the proof of Claim 10.

Thus e_w is the only part of P contained in Δ . As illustrated in Figure 18, it follows that v, q , and w are the only vertices of B_2 , and so $B_2 + e_w$ is a Θ in P . But this is impossible, since by assumption P is irreducible. \square

6.2. Proof of Lemma 8. As we shall see, Lemma 8 follows from three easy observations and an application of Euler's formula.

Proof of Lemma 8. Let $P = B \cup R \cup G$ be an irreducible projection in which all good sections have length one. That is, every good section is an edge, which we will call a *good edge*. Thus, for instance, a blue edge is good if and only if one of its endvertices is blue-red and the other is blue-green. We recall from Observation 6 that there exist at least two good sections of each colour, and so it follows that P has at least two good edges of each colour.

Claim A. P does not have any monochromatic vertices.

Proof. By symmetry it suffices to show that there are no blue vertices in P . By way of contradiction, suppose that P has a blue vertex u . Let e be a good blue edge. One of the two u -walks contains the edge e , and so it contains at least one blue-red vertex and at least one blue-green vertex. Therefore the u -walk that does not contain e is superfluous. In view of Observation 4, this contradicts the assumption that P is irreducible. \square

The *degree* $|f|$ of a face f of P is the number of edges in the facial cycle that bounds f .

Claim B. If P has at least three faces of degree 2, then P has exactly 6 vertices.

Proof. By way of contradiction suppose that P has at least 8 vertices, and that there exist three faces f_1, f_2, f_3 of P that have degree 2. Then for $i = 1, 2, 3$ the face f_i is bounded by a digon

D_i . By Claim A we have that P has no monochromatic vertices, and so each of D_1, D_2 , and D_3 is a digon whose two vertices are bichromatic of the same type.

Without loss of generality, we may assume that the vertices of D_1 are blue-red. In view of Observation 3 it follows that these are the two only blue-red vertices of P , as otherwise D_1 would be a disposable digon. Once again without loss of generality we may then assume that the vertices of D_2 are blue-green, and again using Observation 3 it follows that these two are the only blue-green vertices of P . Therefore the vertices of D_3 are necessarily red-green, and invoking again Observation 3 these two are the only red-green vertices of P . Combining these conclusions we have that P has exactly two blue-red vertices, two blue-green vertices, and two red-green vertices. Since all the vertices of P are bichromatic, it follows that P has exactly 6 vertices. \square

Claim C. P has at most three faces of degree at least 4.

Proof. By way of contradiction, suppose that P has at least four faces of degree at least 4. Clearly, the facial cycle of a face of degree at least 4 contains (at least) two edges of the same colour. Thus there exists a colour $c \in \{\text{blue}, \text{red}, \text{green}\}$ and two faces f, f' of P such that the facial cycle C of f contains at least two edges of colour c , and also the facial cycle C' of f' contains at least two edges of colour c . Without loss of generality, we may assume that c is blue.

Therefore C contains two blue edges e_1, e_2 , and C' contains two blue edges e_3, e_4 . Note that $\{e_1, e_2\}$ and $\{e_3, e_4\}$ are not necessarily disjoint, but they cannot be the same set. Since P has at least two good blue edges, this implies that either (i) there is a good blue edge e that is not in $\{e_1, e_2\}$; or (ii) there is a good blue edge e that is not in $\{e_3, e_4\}$. Without loss of generality, we may assume that (i) holds.

Recall that e_1 and e_2 are blue edges in the boundary of the same face f . We subdivide e_1 (respectively, e_2) with a degree 2 vertex x (respectively, y). One of the two xy -walks contains the edge e . Since e is good, one of its endvertices is blue-red and the other one is blue-green. Therefore one of the two xy -walks is colourful, and so we can shortcut P at x and y . But this contradicts the assumption that P is irreducible. \square

We know from Claim A that P has no monochromatic vertices, and so each of B, R , and G is a cycle. Any two of these cycles have an even number of vertices in common. That is, there is an even number of bichromatic vertices of each type. Therefore P has an even number of vertices. Since Lemma 8 claims that P has exactly six vertices, in order to prove the lemma we need to show that P cannot have 8 or more vertices.

By way of contradiction, suppose that P has $n \geq 8$ vertices. Since P is a 4-regular graph, it follows that P has $2n$ edges. Using Euler's formula we obtain that P has $n + 2$ faces, which we label f_1, f_2, \dots, f_{n+2} so that $|f_1| \leq |f_2| \leq \dots \leq |f_{n+2}|$. Since $\sum_{i=1}^{n+2} |f_i|$ equals twice the number of edges of P , it follows that $\sum_{i=1}^{n+2} |f_i| = 4n$.

By Claim B we have that $|f_3| \geq 3$, and Claim C implies that $|f_{n-1}| \leq 3$. Combining these observations we have that $|f_3| = |f_4| = \dots = |f_{n-1}| = 3$. Thus there are at least $n - 3$ faces of degree 3. Since $n \geq 8$, there are at least 5 faces of degree 3. Note that since there are no monochromatic vertices, every face of degree 3 consists of a good blue edge, a good red edge, and a good green edge. Since every edge belongs to exactly two faces, and there are at least 5 faces of degree 3, we conclude that there are at least three good edges of each colour.

We claim that this implies that there cannot be any face of degree at least four. Indeed, seeking a contradiction, suppose that there is a face f of degree at least four. Then f has (at least) two edges e', e'' of the same colour, which without loss of generality we may assume to be blue. We subdivide e' (respectively, e'') with a degree 2 vertex x (respectively, y). Since there are at least three good blue edges, there exists a good blue edge e that is neither e' nor e'' . Since one endvertex of e is blue-red and the other is blue-green, the xy -walk that contains e is colourful. Thus we can shortcut P at x and y , contradicting the irreducibility of P .

Thus no face has degree at least four, and so necessarily $|f_n| = |f_{n+1}| = |f_{n+2}| = 3$. Therefore $\sum_{i=1}^{n+2} |f_i| = |f_1| + |f_2| + \sum_{i=3}^{n+2} |f_i| \leq 3 + 3 + 3 \cdot n = 3n + 6$. Since $\sum_{i=1}^{n+2} |f_i| = 4n$, it follows that $4n \leq 3n + 6$, and so $n \leq 6$. This contradicts the assumption that $n \geq 8$. \square

7. CONCLUDING REMARKS

Taniyama's motivation in [17] was the investigation of a relation \geq on links. Following Taniyama, given two links L_1, L_2 , we write $L_1 \geq L_2$ if every projection of L_1 is also a projection of L_2 . In this case we say that L_2 is a *minor* of L_1 , and that L_1 *majorizes* L_2 .

The characterization given by Theorem 1 determines which 3-component links majorize $L6n1$: *a 3-component link L majorizes $L6n1$ if and only if every projection of L is pairwise crossing*. Clearly, a 3-component link L satisfies that all its projections are pairwise crossing if and only if its components are pairwise linked. Thus we have the following.

Observation 11. *A link L majorizes $L6n1$ if and only if L is a 3-component link whose components are pairwise linked.*

In the other direction, Theorem 1 can also be used to find out which links are majorized by $L6n1$: *a 3-component link L is majorized by $L6n1$ if and only if every pairwise crossing projection P is a projection of L* . It is not difficult to show that the only links (other than $L6n1$) that satisfy this property are the three links in Figure 19. Therefore:

Observation 12. *The links that are majorized by $L6n1$ are $L6n1$ itself and the links in Figure 19.*

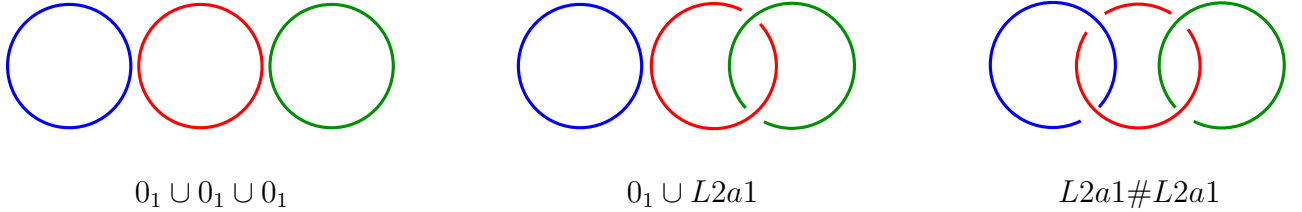


FIGURE 19. Links that are majorized by $L6n1$.

ACKNOWLEDGMENTS

This work was supported by CONACYT under Proyecto Ciencia de Frontera 191952.

REFERENCES

- [1] The Thistlethwaite Link Table. http://katlas.org/wiki/The_Thistlethwaite_Link_Table. Accessed: 2022-08-25.
- [2] J. Cantarella, A. Henrich, E. Magness, O. O’Keefe, K. Perez, E. Rawdon, and B. Zimmer. Knot fertility and lineage. *J. Knot Theory Ramifications*, 26(13):1750093, 20, 2017.
- [3] T. Endo, T. Itoh, and K. Taniyama. A graph-theoretic approach to a partial order of knots and links. *Topology Appl.*, 157(6):1002–1010, 2010.
- [4] C. Even-Zohar, J. Hass, N. Linial, and T. Nowik. Universal knot diagrams. *J. Knot Theory Ramifications*, 28(7):1950031, 30, 2019.
- [5] S. Felsner and M. Scheucher. Arrangements of pseudocircles: On circularizability. *Discrete Comput. Geom.*, 64(3):776–813, 2020.
- [6] R. Hanaki. Regular projections of knotted double-handcuff graphs. *J. Knot Theory Ramifications*, 18(11):1475–1492, 2009.
- [7] R. Hanaki. Pseudo diagrams of knots, links and spatial graphs. *Osaka J. Math.*, 47(3):863–883, 2010.
- [8] R. Hanaki. Trivializing number of knots. *J. Math. Soc. Japan*, 66(2):435–447, 2014.
- [9] R. Hanaki. On scannable properties of the original knot from a knot shadow. *Topology Appl.*, 194:296–305, 2015.
- [10] R. Hanaki. On fertility of knot shadows. *J. Knot Theory Ramifications*, 29(11):2050080, 6, 2020.
- [11] Y. Huh and K. Taniyama. Identifiable projections of spatial graphs. *J. Knot Theory Ramifications*, 13(8):991–998, 2004.
- [12] N. Ito and Y. Takimura. $(1, 2)$ and weak $(1, 3)$ homotopies on knot projections. *J. Knot Theory Ramifications*, 22(14):1350085, 14, 2013.
- [13] C. Medina and G. Salazar. The knots that lie above all shadows. *Topology Appl.*, 268:106922, 13, 2019.
- [14] C. Medina and G. Salazar. When can a link be obtained from another using crossing exchanges and smoothings? *Topology Appl.*, 260:13–22, 2019.
- [15] J. H. Przytycki and K. Taniyama. Almost positive links have negative signature. *J. Knot Theory Ramifications*, 19(2):187–289, 2010.
- [16] Y. Takimura. Regular projections of the knot 6_2 . *J. Knot Theory Ramifications*, 27(14):1850081, 31, 2018.
- [17] K. Taniyama. A partial order of knots. *Tokyo J. Math.*, 12(1):205–229, 1989.
- [18] K. Taniyama. A partial order of links. *Tokyo J. Math.*, 12(2):475–484, 1989.

INSTITUTO DE FÍSICA, UNIVERSIDAD AUTÓNOMA DE SAN LUIS POTOSÍ, SLP 78000, MEXICO
Email address: `andrea.casillas@if.uaslp.mx`

INSTITUTO DE FÍSICA, UNIVERSIDAD AUTÓNOMA DE SAN LUIS POTOSÍ, SLP 78000, MEXICO
Email address: `santinormz@if.uaslp.mx`

INSTITUTO DE FÍSICA, UNIVERSIDAD AUTÓNOMA DE SAN LUIS POTOSÍ, SLP 78000, MEXICO
Email address: `gsalazar@ifisica.uaslp.mx`