

Capsule Network based Contrastive Learning of Unsupervised Visual Representations

Harsh Panwar

School of Electronic Engineering and Computer Science
Queen Mary, University of London
 London, UK
 ec21226@qmul.ac.uk
 ORCID: 0000-0003-2248-618X

Ioannis Patras

School of Electronic Engineering and Computer Science
Queen Mary, University of London
 London, UK
 i.patras@qmul.ac.uk
 ORCID:0000-0003-3913-4738

Abstract—Capsule Networks have shown tremendous advancement in the past decade, outperforming the traditional CNNs in various task due to its equivariant properties. With the use of vector I/O which provides information of both magnitude and direction of an object or its part, there lies an enormous possibility of using Capsule Networks in unsupervised learning environment for visual representation tasks such as multi class image classification. In this paper, we propose Contrastive Capsule (CoCa) Model which is a Siamese style Capsule Network using Contrastive loss with our novel architecture, training and testing algorithm. We evaluate the model on unsupervised image classification CIFAR-10 dataset and achieve a top-1 test accuracy of 70.50% and top-5 test accuracy of 98.10%. Due to our efficient architecture our model has 31 times less parameters and 71 times less FLOPs than the current SOTA in both supervised and unsupervised learning. Code available at <https://github.com/Harsh9524/CoCa>

Index Terms—Capsule Network, Contrastive, CoCa, Unsupervised, CIFAR-10

I. INTRODUCTION

Unsupervised learning in visual computing is used to learn image representations from pixels without using any annotated labels. The larger part of day-to-day visual information perceived by human beings is in a unsupervised setting without the help of any other form of information (Barlow 1989). Although much of the work done in the field of artificial intelligence (AI) has been supervised learning, it's time that unsupervised learning is taken into consideration to explore the true potential of AI.

Convolutional neural networks (CNN) in the last 10 years has proved to be the most impactful discoveries in the domain of Artificial Intelligence with applications in the Healthcare (Panwar, Gupta, Siddiqui, Morales-Menendez & Singh 2020), Education (Bhardwaj et al. 2021), Waste Management (Panwar, Gupta, Siddiqui, Morales-Menendez, Bhardwaj, Sharma & Sarker 2020) and many others sectors. But nevertheless CNN comes with its own disadvantages (Gupta et al. 2022). CNNs are unable to keep the precise encoding of the location of different objects in an image. This is because of the translation invariant features extracted from the max-pooling layers (Mazzia et al. 2021). Additional to this CNNs are not invariant to rotation, reflection, scaling and other affine transformations. To tackle with the issues CNNs proposes

there has been a lot of work done in the past years (He et al. 2016) (Simonyan & Zisserman 2014). The general solution in most cases have been to increase the number of feature maps so that there are enough detectors for all affine transformations. Data augmentation is other techniques which is used to learn the same image in different transformations. Both of these techniques adds redundancy to the architecture and the dataset making it difficult to learn the image representations in a unsupervised way and make predictions.

Capsule Networks (Sabour et al. 2017) was proposed in 2017 to overcome the drawbacks of CNNs by making use of capsules (Hinton et al. 2011), a group of neurons which corporate inside the capsules where each activations inside represent different properties of the same object rather than presence of a specific feature. As seen in fig. 1 the inputs from the low level capsules to the higher level capsule are in the form of vectors compared to scalar inputs in traditional neural networks. The lower level capsules represents parts of the whole like nose, eyes and mouth which are sent as vectors to the higher level capsules in form of vector (having direction and magnitude both) where routing by agreement is used to combine to more higher level representation like a face. Because of the transformations "equivariant" properties of capsule networks it holds the potential of being the best option for unsupervised learning.

In this paper, we propose Contrastive Capsule (CoCa) Model which uses capsule networks with an updated architecture and contrastive loss function which relies on the instance-wise contrastive learning aiming to bring similar images closer and dissimilar images further away and hence removing the use of annotated labels from the dataset. More particularly, we investigate weather capsule networks can be utilized in siamese networks for unsupervised learning. To the authors best knowledge, this is the first time capsule networks has been investigated in such settings. In addition since the capsule networks are used to replace the CNNs in siamese style contrastive learning methods the number of parameters are reduced by 31 times reducing the training time by 4 times.

The main contributions of this paper are:

- 1) We propose Contrastive Capsule (CoCa) Model which achieves 70.50% top-1 test accuracy and 98.10% top-5

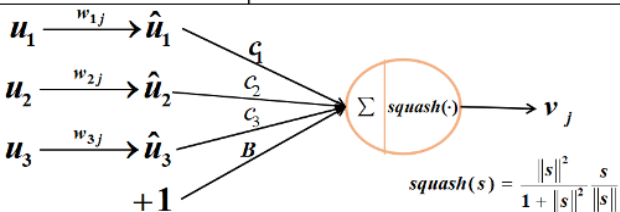
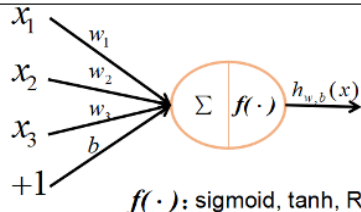
Capsule Networks		VS.	Neural Networks
Input from low-level neurons/capsules			
Operations	Linear/Affine Transformation		$\text{scalar}(x_i)$
	Weighting	$\hat{u}_{ji} = W_{ij} u_i + B_j$ (Eq. 2)	$a_{ji} = w_{ij} x_i + b_j$
	Summation	$s_j = \sum_i c_{ij} \hat{u}_{ji}$ (Eq. 2)	$z_j = \sum_{i=1}^3 1 \cdot a_{ji}$
	Non-linearity activation	$v_j = \text{squash}(s_j)$ (Eq. 1)	$h_{w,b}(x) = f(z_j)$
output		$\text{vector}(v_j)$	$\text{scalar}(h)$
			

Fig. 1. A simple tabular comparison between the basic elements that makes up Capsule Networks and Neural Networks.

test accuracy on CIFAR-10 unsupervised image classification task and outperforming the baseline model trained on supervised learning.

- 2) Reduce the total number of parameters by 31 times from 24,620,000 to 780,000 and the FLOPs by 71 times helping the model to train 4 times faster on the same GPU.
- 3) Investigate the performance of capsule networks in unsupervised settings and motivate research in this direction.
- 4) Investigate the performance of capsule networks with contrastive loss (NT-Xent) in comparison to majorly used margin loss and motivate research in this direction.
- 5) Investigate the compatibility of capsule networks in a siamese architecture and motivate research in this direction.

The rest of the paper is structured as: Section II gives a brief background and literature survey of significant technologies used in this study, Section III explains the dataset used, architecture proposed and the training algorithm, Section IV evaluates the results obtained, Section V discusses the results and talks about possible improvements and current applications and finally, Section VI concludes the paper.

II. BACKGROUND

We now discuss the background of all the methods use in this paper. Both Capsule Networks and Contrastive Learning are considered state-of-the-art (SOTA) for image classification and unsupervised learning, respectively.

A. Capsule Networks

Capsule Networks came to existence in 2017 when Sabour et al. (2017) in their paper proposed a unique way of routing between capsules called dynamic routing. But the earliest

discussion of capsules can be dated back to 2011 in the paper Hinton et al. (2011) which explains how ANNs can learn to convert pixel intensities to pose vectors. Capsules Networks using Dynamic Routing implemented between Primary Capsules and Digit Capsule on MNIST (LeCun et al. 1998) dataset Sabour et al. (2017) performed well with a test error of 0.25% with only 3 layers. This was revolutionary results in a way that although similar results have previously been published but only in deep networks and not a shallow network with 3 layers.

Since 2017, there has been significant work to update the vanilla capsule networks to scale the performance on bigger datasets. Hinton et al. (2011) uses Expectation-Maximisation (EM) routing instead of the traditional dynamic routing and achieve 45% better results based on test errors compared to the SOTA. Addition to better performance, EM routing Capsule Network shows resistance against adversarial attacks. Wang & Liu (2018) tackled the routing problem as an optimization problem and in an unsupervised grouping task performed better based on Adjusted Mutual Information (AMI) score (0.914 compared to 0.879). Lenssen et al. (2018) proposes group equivariant capsule networks

B. Contrastive Learning

Contrastive Learning mainly focuses on Contrastive Loss between the output of a siamese neural network. Before understanding the contrastive loss we need to learn about circle loss and triplet loss. Circle Loss (Wen et al. 2016) was introduced to handle the drawbacks of Softmax loss function and work on the intuition that the similarity score should be emphasized if it deviates largely from the optimum. Each similarity is re-weighted to showcase the less optimized

similarity scores. The loss is measured using the following equation 1 as L_c

$$L_c = - \sum_{i=1}^m \ln \frac{\exp(W_{y_i}^T x_i + b_{y_i})}{\sum_{j=1}^n \exp(W_j^T x_i + b_j)} + \frac{\lambda}{2} \sum_{i=1}^m \|x_i - c_{y_i}\|_2^2 \quad (1)$$

The disadvantage of Circle Loss is that it fails to penalize inter-class variations and is only useful for intra-class variations. Also calculating the circle loss becomes expensive as the number of classes increases. Triplet loss (Schroff et al. 2015) was introduced where the negative pairs should be distant from the positive pairs by a minimum of margin value. The loss can be easily calculated as shown in equation 2

$$L_{triplet} = \max(\text{dist}(\text{anchor}, \text{pos}) - \text{dist}(a, \text{neg}) + \text{margin}, 0) \quad (2)$$

where,

pos: is the positive or the similar image to the anchor.

neg: negative or the dissimilar image from the anchor.

dist: is used to calculate the distance between *anchor*, *pos* and *neg*.

margin: and *m* is the margin value which is used to keep the negatives far apart.

Triplet Loss showed promising results in different applications like Face Verification and Object Tracking. But triplet has big limitations including a need of paired dataset that is hard to build and the penalty on both positives and negatives is constrained to be the same making it inefficient. This is where contrastive loss steps in.

The concept of contrastive learning was first introduced in 2006 by (Hadsell et al. 2006) as a technique for dimensionality reduction.




Fig. 2. A snapshot of CIFAR-10 dataset comprising of 10 classes.

In recent times, contrastive loss is used primarily for semi-supervised and unsupervised learning (Chen, Kornblith, Swersky, Norouzi & Hinton 2020) (Xie et al. 2021) (Koshkina et al. 2021) (Baek et al. 2021). SimCLR presented by Chen, Kornblith, Norouzi & Hinton (2020) performed 7% better than the

SOTA based on top-1 accuracy on semi-supervised ImageNet Deng et al. (2009) data. It also matched the performance of a supervised ResNet-50 He et al. (2016) and outperforming AlexNet (Krizhevsky et al. 2012) on top-5 accuracy with 100× less labels. SimCLRv2 outperforms all the supervised SOTA by only using 10% of the labels. When 1% of the labels are used a 10× increase is observed over previous SOTA.

III. METHODOLOGY

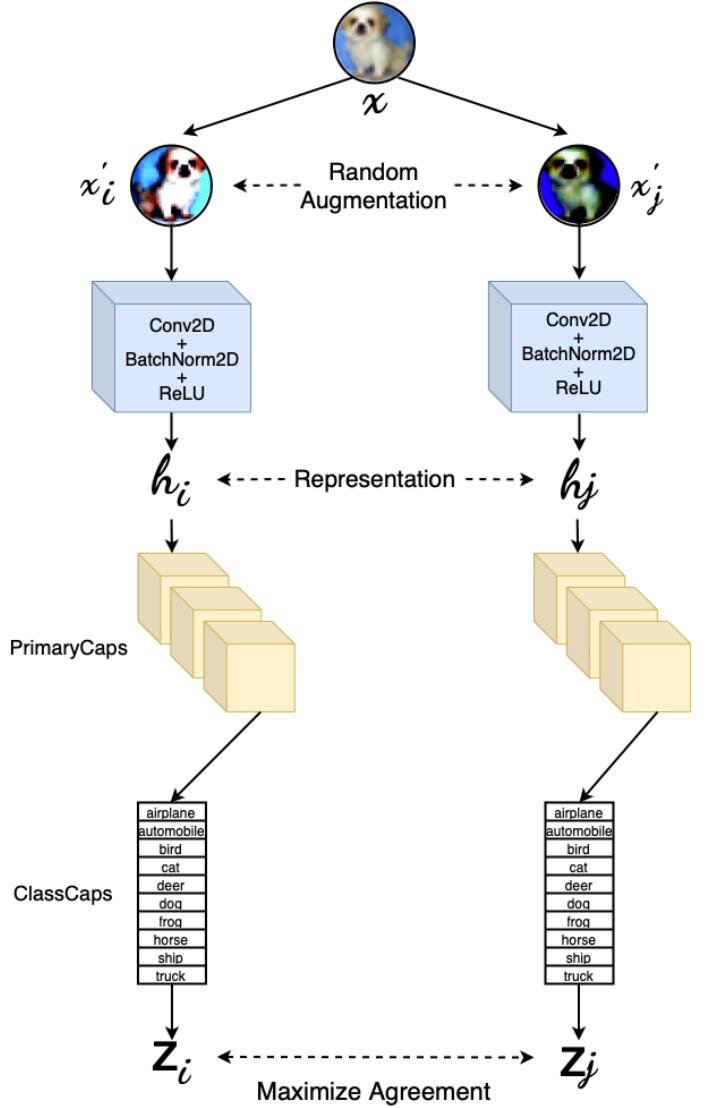


Fig. 3. Main architecture of CoCa (proposed) model.

A. Dataset

We have used CIFAR-10 (Krizhevsky et al. 2009) dataset on the proposed model as a benchmark. CIFAR-10 60K RGB images of 32×32 size each. In total there are 10 classes and each class has 6k images. Each class is mutually exclusive to all other class. For example the automobile class has no overlap of truck or airplane class and so on. The training

dataset split comprises of 50,000 sample images while the testing dataset split comprises of 10,000 sample images.

B. Architecture

Contrastive Learning requires two sets of images to be passed at once so that the contrastive loss can be calculated. To facilitate this process we use Siamese Network (Bromley et al. 1993) type architecture where two different images are passed to similar architecture and the similarity is measured at the end. The propose architecture as seen in the fig. 3 consists of ConvBlock, PrimaryCaps, ClassCaps as the main components.

ConvBlock. The ConvBlock consists of 6 sets of Conv2D Layers with each Conv2D layer followed by a BatchNorm2d layer and a ReLU layer. The dimension of each layer is shown clearly in the Table I. Conv2d layer is used simply to apply a 2D convolution operation over the input image. The input channel to Conv2d-1 layer is the input image with 3 channels (RBG Image). The stride is set to 1 for this layer. For all the Conv2d layers padding is set to be 1 and the kernel size is 3. The BatchNorm2d layer is used to apply Batch Normalization (Ioffe & Szegedy 2015) on a 4D input(3D image plus the batch size) to reduce the internal co-variance shift and reduce training time. Finally, ReLU (Rectified Linear Unit) (Fukushima 1975) non-linear activation function is added. Conv2d-6 is the last convolutional layer with highest number of parameters as 73,728. The ConvBlock acts as a feature extractor and outputs h which are later used during testing to create a feature bank.

PrimaryCaps. The pixel intensities that are inputted into the ConvBlock are converted into activities of local feature detectors and used as input for the PrimaryCaps. Since, they are the first capsule layer in a capsule network they are termed as PrimaryCaps. It is a convolutional capsule layer which has 32 channels of 16D capsules compared to 8D in the original (Sabour et al. 2017) paper. It can be implemented using Conv2d with input channel as 128, output channels as 512, stride and padding as 1 and kernel size as 3.

ClassCaps. The final layer is the Class Caps which has an output dimension of 10 each corresponding to one class of CIFAR-10.

Compared to the current Deep architectures like ResNet (He et al. 2016) we can say our architecture is shallow. The total number of parameters it has is 734,800.

C. Algorithm

The proposed model can be trained using the algorithm presented in 1 by giving the training data as the input with other hyperparameters — τ , W_{ij} , b_{mn} , ϵ and η . τ represents temperature used in the contrastive loss function as shown in eq 3 and is a good hyperparameter to control the strength of penalties if the negative samples are difficult. W_{ij} corresponds to the randomly initialized weight matrix with the shape [num_capsules, previous_layer_nodes, in_channels, out_channels]. ϵ is the number of iteration in the dynamic routing process between the PrimaryCaps and ClassCaps.

Algorithm 1: CoCa's main training algorithm

Input : *training_data*: training split from the dataset
 τ : temperature parameter
 W_{ij} : randomly initialized weight matrix
 b_{mn} : initial log probabilities.
 ϵ : number of routing iterations.
 η : number of epochs

Output: trained_model

```

1 Function Capsule_Network( $x, W_{mn}$ ):
2    $h \leftarrow \text{ConvBlock}(x)$ ;
3    $u \leftarrow \text{PrimaryCaps}(h)$ ;
4    $\hat{u}_{mn} = W_{mn}u$ ;
5   for  $\epsilon$  do
6      $c_{mn} \leftarrow \frac{\exp(b_{mn})}{\sum_g \exp(b_{mn})}$ ;
7      $s_n \leftarrow \sum_g c_{gn} u_{gn}$ ;
8      $y_n \leftarrow \frac{\|s_n\| s_n}{1 + \|s_n\|^2}$ ;
9      $b_{mn} \leftarrow b_{mn} + u_{mn} \cdot y_n$ ;
10    return  $y_n$ 
11  end
12  return  $y_n, h$ ;
13 begin;
14 for  $\eta$  do
15   for  $x_i, x_j$  in training_data do
16      $z_i \leftarrow \text{Capsule\_Network}(x_i)$ ;
17      $z_j \leftarrow \text{Capsule\_Network}(x_j)$ ;
18      $z_k \leftarrow \text{CONCAT}(z_i, z_j)$ ;
19      $z_k \leftarrow z_k.\text{transpose}()$ ;
20      $L_{i,j} = -\log \frac{\exp(\text{sim}(z_i, z_j)/\tau)}{\sum_{k=1}^{2N} \exp(\text{sim}(z_i, z_k)/\tau)}$ ;
21      $L_{i,j}.\text{back\_prop}()$ ;
22      $\text{train\_optimizer.step}()$ ;
23   end
24 end

```

$$L_{i,j} = -\log \frac{\exp(\text{sim}(z_i, z_j)/\tau)}{\sum_{k=1}^{2N} \exp(\text{sim}(z_i, z_k)/\tau)} \quad (3)$$

First, we define Capsule_Network function to which the input image and the random initialized weights are passed. As explained in the architecture subsection above the ConvBlock extracts feature representations (h) out of the RBG image. The features are then passed to the PrimaryCaps layer which forms an inverse graphics perspective and returns a squashed stack of vectors u using the eq 4.

$$u_n \leftarrow \frac{\|s_n\| s_n}{1 + \|s_n\|^2} \quad (4)$$

Then between the output of PrimaryCaps and between the input of ClassCaps dynamic routing by agreement is executed which helps find the best connections between them and help the two capsule layers communicate. Independent of the type of Image that is inputted into the Network, dynamic routing makes sure that output from PrimaryCaps (child capsule) will be sent to the most relevant ClassCaps (parent capsule).

TABLE I
DIMENSIONS AND NUMBER OF PARAMETERS FOR THE LAYERS IN CONVBlock

Layer (type)	input channels	output channels	stride	Number of Features	Number of Parameters
Conv2d-1	3	16	1	-	432
BatchNorm2d + ReLU	-	-	-	16	32
Conv2d-2	16	32	2	-	4,608
BatchNorm2d + ReLU	-	-	-	32	64
Conv2d-3	32	32	1	-	9216
BatchNorm2d + ReLU	-	-	-	32	64
Conv2d-4	32	64	2	-	18,432
BatchNorm2d + ReLU	-	-	-	64	128
Conv2d-5	64	64	1	-	36,864
BatchNorm2d + ReLU	-	-	-	64	128
Conv2d-6	64	128	2	-	73,728
BatchNorm2d + ReLU	-	-	-	128	256

In the initial stage the PrimaryCaps are unsure about which ClassCaps their vector outputs should reach. Coupling coefficients represented by c is the value that represents the probability of a child capsule output going to a parent capsule and can be seen as a discrete probability distribution across all the ClassCaps. As we can see in step 7 of Algo 1 c is calculated by taking the softmax of b_{mn} . Then in step 8 we calculate s_n as the sum of the dot product of the input to the ClassCaps u and coupling-coefficient c . s_n or the total capsule inputs is squashed using the eq 4 and the output is stored in y_n which is the output of the ClassCaps. In step 10, through the iterative process of dynamic routing by agreement we update the initial log probabilities b_{mn} . If the dot product in step 10 between y_n and \hat{u}_{mn} is large then we say that they agree and the coupling coefficient between them increase (since b_{mn} changes) while c_{mn} between other child and parent capsule decreases. The dot product is the agreement measure and it affects how information is weighted in the network. Unlike traditional neural network where we see only feed forward training, here we can observe top-down feedback as well for ϵ number of iterations.

Now that we have defined the Capsule Network function we begin the training part using the for loop in step 14 over the training dataset. x_i and x_j are two images generated from the same image from the training dataset but with different augmentations applied. Both of the images considered as positives are fed to the Capsule Network and we obtain z_i and z_j . To generate a hard negative sample we concatenate z_i and z_j and take the transpose of the two tensors and generate z_k . Then using eq. 4 in step 19 we calculate the contrastive loss between the positive and negative samples. Back propagation is executed and the model learns through ADAM optimizer.

IV. EVALUATION

The CoCa model is evaluated using the algorithm 2. We created a *memory_data* loader with the same images as the train dataset but without shuffling it. It also takes as input the

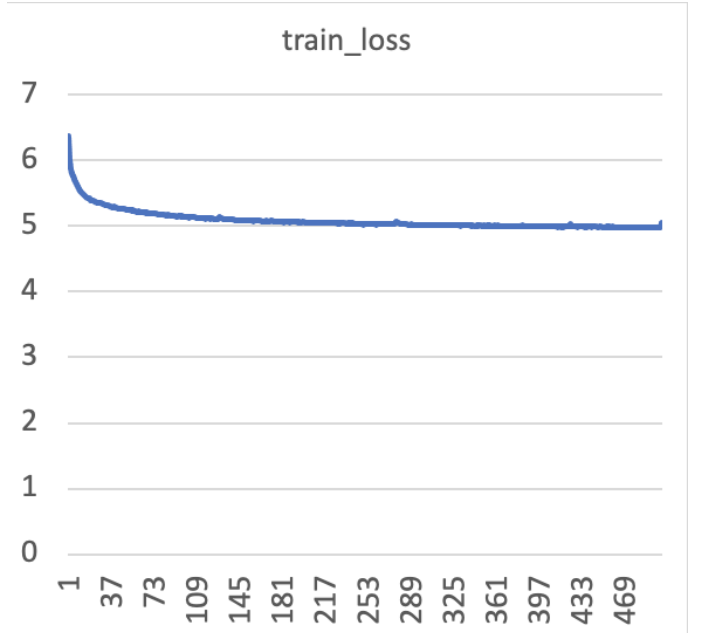


Fig. 4. Training loss graph plotted against number of epochs

test_data, τ which is the same temperature parameter as used in algorithm 2 and OH_{label} which is the one hot labels.

First we extract x which is the image data and y which are the labels for the corresponding features from the *memory_data*. This is the first time we use labels for evaluation purposes and labels were not used during training making our approach truly unsupervised. We input x into our Capsule Network function given in algorithm 2 and extract h and z . We generate a feature bank by appending the features extracted from the model's feature representations h as shown in fig 3. The updated feature bank is concatenated and transposed.

In the second **for** loop we extract x and y from the testing dataset which is the test split of CIFAR-10 with shuffling enabled. The similarity matrix sim_{matrix} is calculated between

TABLE II
COMPARISON OF STATE-OF-THE-ART SUPERVISED, SEMI-SUPERVISED AND UNSUPERVISED MODELS ON CIFAR-10 DATASET

	Method	top-1 test accuracy	top-5 test accuracy	Number of Parameters	FLOPs
64 Layered Capsule (Xi et al. 2017)	supervised	60.54%	-	-	-
Baseline CapsNet (Sabour et al. 2017)	supervised	68.98%	-	7.9M	-
7 Ensemble + 2 Conv (Xi et al. 2017)	supervised	70.50%	-	-	-
SimCLR (Chen, Kornblith, Norouzi & Hinton 2020)	semi-supervised	93%	99%	24.62M	1.31G
K-means (Zelnik-Manor & Perona 2004)	unsupervised	22.9%	-	-	-
Sparse AE (Ng et al. 2011)	unsupervised	29.7%	-	-	-
GAN (Radford et al. 2015)	unsupervised	31.5%	-	-	-
DAC (Chang et al. 2017)	unsupervised	52.2	-	-	-
IIC (Ji et al. 2019)	unsupervised	61.7%	-	-	-
CoCa (ours)	unsupervised	70.50%	98.10%	780K	18.34M

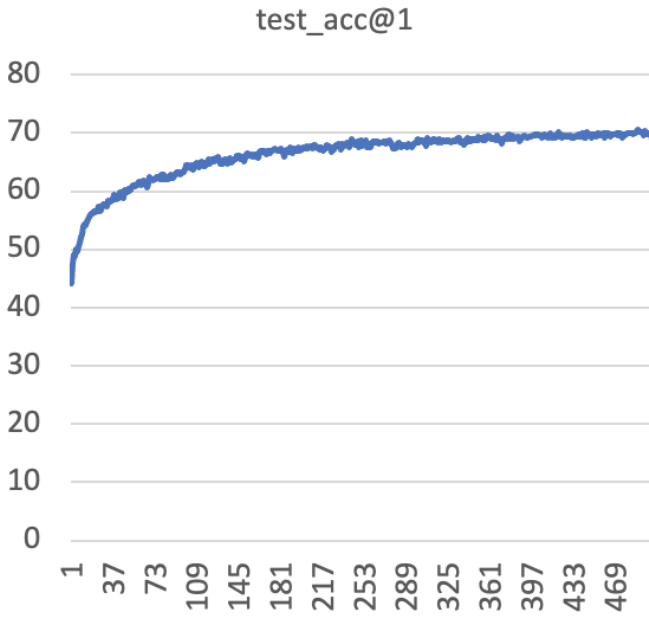


Fig. 5. Top-1 test accuracy graph plotted against number of epochs

the current feature h and the feature bank f_{bank} . Using the top k most similar images to predict the label on sim_{matrix} we calculate similarity weight sim_{weight} and similarity indices $sim_{indices}$.

sim_{weight} is then updated by dividing itself with the temperature τ . We then calculate the one hot labels OH_{label} which is initialized in the input as a zero matrix. Using the scatter function we update the OH_{label} based on sim_{label} . Finally, prediction scores $pred_scores$ is calculated as sum of the matrix multiplication of OH_{label} and sim_{weight} . We then sort the $pred_scores$ and store it in $pred_labels$ which are used to calculate the top-1 test accuracy and top-5 test

Algorithm 2: CoCa’s main testing algorithm

Input : *memory_data*: training data split from the dataset without shuffle
test_data: testing data split from the dataset
 τ : temperature parameter
 OH_{label} : a zero matrix
 k : top k most similar images to predict the label
Output: top_1 test accuracy
top_5 test accuracy

```

1 begin;
2 for  $x, y$  in memory_data do
3    $h, z \leftarrow \text{Capsule Network}(x)$ ;
4    $f_{bank} \leftarrow f_{bank}.\text{append}(h)$ ;
5    $f_{bank} \leftarrow \text{CONCAT}(f_{bank}).\text{transpose}()$ ;
6 end
7 for  $x, y$  in test_dataset do
8    $f, z \leftarrow \text{Capsule Network}(x)$ ;
9    $sim_{matrix} \leftarrow h \times f_{bank}$ ;
10   $sim_{weight}, sim_{indices} \leftarrow sim_{matrix}.\text{topk}(k)$ ;
11   $sim_{weight} \leftarrow \frac{sim_{weight}}{\tau}$ ;
12   $OH_{label} \leftarrow OH_{label}.\text{scatter}(index = sim_{indices})$ ;
13   $pred\_scores \leftarrow \sum OH_{label} * sim_{weight}$ ;
14   $pred\_labels \leftarrow pred\_scores.\text{argsort}()$ ;
15   $top\_1 += \sum(pred\_labels[:, : 1] \leftarrow y)$ ;
16   $top\_5 += \sum(pred\_labels[:, : 5] \leftarrow y)$ ;
17 end
18 return  $\frac{top\_1}{x.size(0)} \times 100, \frac{top\_5}{x.size(0)} \times 100$ 

```

accuracy. The training loss curve can be seen in fig 4 which is reduced as the number of epochs increases showing that the training is done correctly and since the loss is not increased even after the number of epochs increase we can say that there was no over fitting. Based on the prediction score the top-1

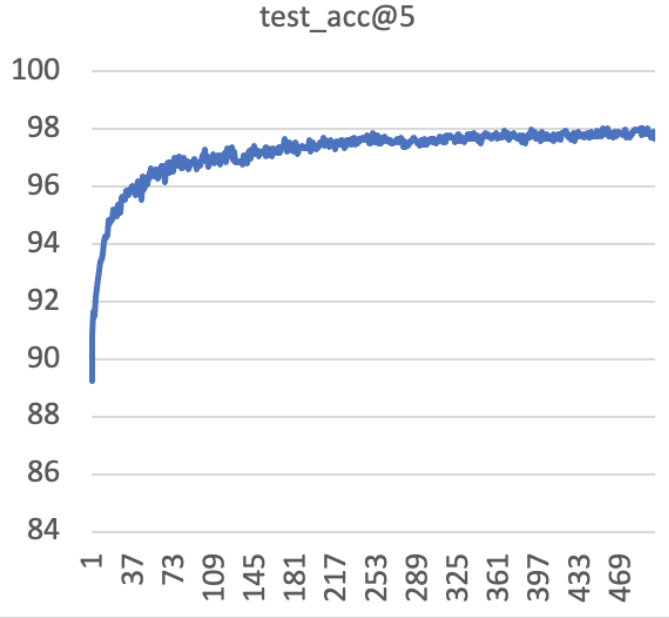


Fig. 6. Top-5 test accuracy graph plotted against number of epochs

test accuracy is shown in fig 5 and top-5 accuracy shown in fig 6 is calculated. Both the accuracies increase as the number of epoch increase.

The model was trained on PyTorch on a Tesla P100-PCIE-16GB GPU on 500 epochs. The optimized τ value was found out to be 0.2 after experimenting between 0.1 and 1. For optimization we used ADAM (Kingma & Ba 2014) with learning rate = $1e-3$ and weight decay $1e-6$. The value for ϵ was taken after careful experimentation to be 3. The final top-1 test accuracy is calculated to be 70.50% and the top-5 test accuracy is 98.10% as shown in Table II. The total number of parameters are 780,000 while the number of FLOPs is 18.3 Million.

V. DISCUSSION

The proposed model CoCa was able to outperform the performance of Supervised Capsule Networks (Sabour et al. 2017) on CIFAR-10 without the use of any labels. This sets a big foundation stone for research in the field of unsupervised learning using Capsule Networks. It also shows that use of Contrastive Loss instead of the traditional margin loss for Capsule Networks produce better results. CoCa as compared to vanilla Capsule Networks has 10 times less number of parameters.

CoCa achieve a comparable top-5 test accuracy to SimCLR (Chen, Kornblith, Norouzi & Hinton 2020) while it having 31 times less number of total parameters. CoCa's architecture has a total of 780,000 parameters compared to 24,620,000 which is 31 times less compared to SimCLR (Chen, Kornblith, Norouzi & Hinton 2020) and 18.34M FLOPs compared to 1.31G FLOPs in SimCLR which is a 71 times reduction in FLOPs. This results in a 4 times decrease in training time on the same GPU and faster execution in real-time scenarios. The top-1

test accuracy of CoCa is Comparatively low to SimCLR's top-1 test accuracy which can be increased keeping in mind the following implementation and architectural changes:

Routing between Capsules: The connection between upper level capsules (parent) which represent the whole like an object and lower level capsules (child) which represent part of the whole is known as Routing algorithm. To improve the results of CoCa model we can develop and add an improved routing algorithm. The current advancement in routing algorithms have failed to produce any significant improvements over the baseline dynamic routing with agreement (Paik et al. 2019). All the current routing algorithm also suffer through the polarization problem. This is the sole reason that the authors of this paper decided to work with dynamic routing with agreement in the CoCa model in a hope to change the routing algorithm as a future scope.

Optimization Techniques: Although we tried to make the implementation of Contrastive Loss as close as possible to SimCLR's (Chen, Kornblith, Swersky, Norouzi & Hinton 2020) implementation, there are some optimization techniques we missed including:

- 1) Gaussian blur was not used.
- 2) LARS optimizer was not used and instead Adam optimizer with a learning rate of $1e-3$ was used.
- 3) Linear learning rate scaling was not used
- 4) Linear Warmup and CosineLR Schedule was not used.

All of the above optimization techniques can be used in the future to increase the performance of CoCa model further.

Larger Batch Size: It is noted in the SimCLR (Chen, Kornblith, Swersky, Norouzi & Hinton 2020) paper that larger batch size results in improved performance of the model. This is because of the large number of negative samples if the batch size is larger in which scenario the contrastive learning is more. Currently due to lack of computation resources we trained our model on a batch size of 512 but increasing it to 8192 can increase the performance of CoCa in future.

Longer Training Time: As per the experiments done in SimCLR (Chen, Kornblith, Swersky, Norouzi & Hinton 2020) larger number of epochs gives better results in contrastive learning. Again due to computation limitations we trained our model only till 500 epochs but increasing the number of epochs could result in the model learning more and thus increase in test accuracy.

Exploring unsupervised learning and its advancement is very essential for the proper use of AI in some of the essential domains such as medical science where the availability of annotations is very limited due to lack of experts (Zhang et al. 2021) or mosquito recognition where the number of species is around 3500 (Goodwin et al. 2021) while the availability of annotated data is only for 5-10 species. This study can be used as a starting point in this direction.

VI. CONCLUSION

This paper introduced the CoCa model, a novel architecture and training algorithm which used Capsule Networks for

Contrastive Learning as a technique to learn visual representations in an unsupervised setting. The model outperformed the baseline supervised Capsule Network by achieving a top-1 test accuracy of 70.5% with 10 times less parameters. It also achieved a comparable top-5 accuracy of 98.10% with SimCLR but with 31 times less parameters and 71 times reduced FLOPs and hence reducing the training time on same GPU. Through this study we established that Capsule Networks in unsupervised settings is a direction worth exploring and that contrastive loss in a siamese architecture can be one way to do so.

VII. ACKNOWLEDGEMENT

We would like to thank Meta AI for developing the open source PyTorch which is the main framework used to implement CoCa model. We are also thankful to Google for providing cheap GPUs in the form of Google Colaboratory. Finally, we would like to extend our gratitude to Hao Ren and Cezanne Camacho for their helpful implementations of Capsule Networks and SimCLR, respectively.

REFERENCES

- Baek, K., Choi, Y., Uh, Y., Yoo, J. & Shim, H. (2021), Re-thinking the truly unsupervised image-to-image translation, in 'Proceedings of the IEEE/CVF International Conference on Computer Vision (ICCV)', pp. 14154–14163.
- Barlow, H. B. (1989), 'Unsupervised learning', *Neural computation* **1**(3), 295–311.
- Bhardwaj, P., Gupta, P., Panwar, H., Siddiqui, M. K., Morales-Menendez, R. & Bhaik, A. (2021), 'Application of deep learning on student engagement in e-learning environments', *Computers & Electrical Engineering* **93**, 107277.
- Bromley, J., Guyon, I., LeCun, Y., Säckinger, E. & Shah, R. (1993), 'Signature verification using a "siamese" time delay neural network', *Advances in neural information processing systems* **6**.
- Chang, J., Wang, L., Meng, G., Xiang, S. & Pan, C. (2017), Deep adaptive image clustering, in 'Proceedings of the IEEE international conference on computer vision', pp. 5879–5887.
- Chen, T., Kornblith, S., Norouzi, M. & Hinton, G. (2020), A simple framework for contrastive learning of visual representations, in 'International conference on machine learning', PMLR, pp. 1597–1607.
- Chen, T., Kornblith, S., Swersky, K., Norouzi, M. & Hinton, G. E. (2020), 'Big self-supervised models are strong semi-supervised learners', *Advances in neural information processing systems* **33**, 22243–22255.
- Deng, J., Dong, W., Socher, R., Li, L.-J., Li, K. & Fei-Fei, L. (2009), Imagenet: A large-scale hierarchical image database, in '2009 IEEE conference on computer vision and pattern recognition', Ieee, pp. 248–255.
- Fukushima, K. (1975), 'Cognitron: A self-organizing multi-layered neural network', *Biological cybernetics* **20**(3), 121–136.
- Goodwin, A., Padmanabhan, S., Hira, S., Glancey, M., Slinowsky, M., Immidiseti, R., Scavo, L., Brey, J., Sai Sudhakar, B. M. M., Ford, T. et al. (2021), 'Mosquito species identification using convolutional neural networks with a multitiered ensemble model for novel species detection', *Scientific reports* **11**(1), 1–15.
- Gupta, P., Siddiqui, M. K., Huang, X., Morales-Menendez, R., Pawar, H., Terashima-Marin, H. & Wajid, M. S. (2022), 'Covid-widenet—a capsule network for covid-19 detection', *Applied Soft Computing* **122**, 108780.
- Hadsell, R., Chopra, S. & LeCun, Y. (2006), Dimensionality reduction by learning an invariant mapping, in '2006 IEEE Computer Society Conference on Computer Vision and Pattern Recognition (CVPR'06)', Vol. 2, IEEE, pp. 1735–1742.
- He, K., Zhang, X., Ren, S. & Sun, J. (2016), Deep residual learning for image recognition, in 'Proceedings of the IEEE conference on computer vision and pattern recognition', pp. 770–778.
- Hinton, G. E., Krizhevsky, A. & Wang, S. D. (2011), Transforming auto-encoders, in 'International conference on artificial neural networks', Springer, pp. 44–51.
- Ioffe, S. & Szegedy, C. (2015), Batch normalization: Accelerating deep network training by reducing internal covariate shift, in 'International conference on machine learning', PMLR, pp. 448–456.
- Ji, X., Henriques, J. F. & Vedaldi, A. (2019), Invariant information clustering for unsupervised image classification and segmentation, in 'Proceedings of the IEEE/CVF International Conference on Computer Vision', pp. 9865–9874.
- Kingma, D. P. & Ba, J. (2014), 'Adam: A method for stochastic optimization', *arXiv preprint arXiv:1412.6980*.
- Koshkina, M., Pidaparthi, H. & Elder, J. H. (2021), Contrastive learning for sports video: Unsupervised player classification, in 'Proceedings of the IEEE/CVF Conference on Computer Vision and Pattern Recognition', pp. 4528–4536.
- Krizhevsky, A., Hinton, G. et al. (2009), 'Learning multiple layers of features from tiny images'.
- Krizhevsky, A., Sutskever, I. & Hinton, G. E. (2012), 'Imagenet classification with deep convolutional neural networks', *Advances in neural information processing systems* **25**.
- LeCun, Y., Bottou, L., Bengio, Y. & Haffner, P. (1998), 'Gradient-based learning applied to document recognition', *Proceedings of the IEEE* **86**(11), 2278–2324.
- Lenzen, J. E., Fey, M. & Libuschewski, P. (2018), 'Group equivariant capsule networks', *Advances in neural information processing systems* **31**.
- Mazzia, V., Salvetti, F. & Chiaberge, M. (2021), 'Efficient-capsnet: Capsule network with self-attention routing', *Scientific reports* **11**(1), 1–13.
- Ng, A. et al. (2011), 'Sparse autoencoder', *CS294A Lecture notes* **72**(2011), 1–19.
- Paik, I., Kwak, T. & Kim, I. (2019), Capsule networks need an improved routing algorithm, in 'Asian Conference on Machine Learning', PMLR, pp. 489–502.

- Panwar, H., Gupta, P., Siddiqui, M. K., Morales-Menendez, R., Bhardwaj, P., Sharma, S. & Sarker, I. H. (2020), ‘Aqua-vision: Automating the detection of waste in water bodies using deep transfer learning’, *Case Studies in Chemical and Environmental Engineering* **2**, 100026.
- Panwar, H., Gupta, P., Siddiqui, M. K., Morales-Menendez, R. & Singh, V. (2020), ‘Application of deep learning for fast detection of covid-19 in x-rays using ncovnet’, *Chaos, Solitons & Fractals* **138**, 109944.
- Radford, A., Metz, L. & Chintala, S. (2015), ‘Unsupervised representation learning with deep convolutional generative adversarial networks’, *arXiv preprint arXiv:1511.06434* .
- Sabour, S., Frosst, N. & Hinton, G. E. (2017), ‘Dynamic routing between capsules’, *Advances in neural information processing systems* **30**.
- Schroff, F., Kalenichenko, D. & Philbin, J. (2015), Facenet: A unified embedding for face recognition and clustering, in ‘Proceedings of the IEEE conference on computer vision and pattern recognition’, pp. 815–823.
- Simonyan, K. & Zisserman, A. (2014), ‘Very deep convolutional networks for large-scale image recognition’, *arXiv preprint arXiv:1409.1556* .
- Wang, D. & Liu, Q. (2018), ‘An optimization view on dynamic routing between capsules’.
- Wen, Y., Zhang, K., Li, Z. & Qiao, Y. (2016), A discriminative feature learning approach for deep face recognition, in ‘European conference on computer vision’, Springer, pp. 499–515.
- Xi, E., Bing, S. & Jin, Y. (2017), ‘Capsule network performance on complex data’, *arXiv preprint arXiv:1712.03480* .
- Xie, E., Ding, J., Wang, W., Zhan, X., Xu, H., Sun, P., Li, Z. & Luo, P. (2021), Detco: Unsupervised contrastive learning for object detection, in ‘Proceedings of the IEEE/CVF International Conference on Computer Vision’, pp. 8392–8401.
- Zelnik-Manor, L. & Perona, P. (2004), ‘Self-tuning spectral clustering’, *Advances in neural information processing systems* **17**.
- Zhang, J., Bolanos, L., Li, T., Tanwar, A., Freire, G., Yang, X., Ive, J., Gupta, V. & Guo, Y. (2021), ‘Self-supervised detection of contextual synonyms in a multi-class setting: Phenotype annotation use case’, *arXiv preprint arXiv:2109.01935* .