

Phase Diagram of Mixed-Dimensional Anisotropic $t - J$ -Models

Julius Dicke,^{1,2} Lukas Rammelmüller,^{1,2} Fabian Grusdt,^{1,2} and Lode Pollet^{1,2}

¹*Arnold Sommerfeld center for theoretical physics, LMU Munich, D-80333 Munich, Germany*

²*Munich Center for Quantum Science and Technology (MCQST), Schellingstr. 4, 80799 München, Germany*

We study the phase diagram of two different mixed-dimensional $t - J_z - J_\perp$ -models on the square lattice, in which the hopping amplitude t is only nonzero along the x -direction. In the first, bosonic, model, the spin exchange amplitude J_\perp is negative and isotropic along the x and y directions of the lattice, and J_z is isotropic and positive. The low-energy physics is characterized by spin-charge separation: the holes hop as free fermions in an easy-plane ferromagnetic background. In the second model, J_\perp is restricted to the x -axis while J_z remains isotropic and positive. The model is agnostic to particle statistics, and shows stripe patterns with anti-ferromagnetic Néel order at low temperature and high hole concentrations, in resemblance of the mixed-dimensional $t - J_z$ and $t - J$ models. At lower hole concentration, a very strong first order transition and hysteresis loop is seen extending to a remarkably high 14(1)% hole doping.

I. INTRODUCTION

Competing orders, in which radically different phases appear with very similar ordering temperatures, are a hallmark of highly correlated systems and high-temperature superconductors in particular [1–4]. The interplay between hole motion and local antiferromagnetic correlations plays a crucial role, although antiferromagnetism and superconductivity are rarely seen together and tend to suppress each other on long length scales. The most recent studies find stripe order in the Hubbard and $t - J$ models [5–8], which are the minimal models capturing the localization of the d -electrons. But it has also been known that various ground states of different nature may be close in energy [9], with extreme sensitivity to parameters such as t' [10]. Whereas it is difficult to estimate the role of an individual parameter in a frustrated parameter landscape, nematicity is generally accepted to favor stripe formation [3].

In previous work, two of us studied the phase diagram of the mixed-dimensional $t - J_z$ -model [11], in which the hopping is one-dimensional (along x) but the Ising spins interact via J_z isotropically and anti-ferromagnetically. Its phase diagram showed a chargon phase (*i.e.*, a phase without order) at high temperature, stripes with anti-ferromagnetic domains modulated by the hole doping at low temperature, and a meson phase consisting of paired holes at low hole concentration and at low but finite temperature. The phase diagram had a natural explanation in terms of a \mathbb{Z}_2 lattice gauge theory. The purpose of the present paper is to examine the effect of quantum spin exchange interactions absent in Ref. [11]. This will be done for two different cases, (i) spatially isotropic but ferromagnetic spin-exchange interactions (a bosonic model) realized for $\alpha = 1$ in Eq. 1, (ii) spatially anisotropic spin-exchange interactions purely oriented along x realized for $\alpha = 0$ in Eq. 1.

The second purpose of our work is to study how a one-dimensional hopping amplitude affects the results found for isotropic hopping amplitudes and ferromagnetic spin-exchange interactions, as was studied in the bosonic $t -$

$J_z - J_\perp$ -model of Ref. [12, 13]. The authors found for any $J_\perp/J_z < 1$ phase separation into a superfluid hole-rich and an antiferromagnetic hole-free region at low enough hole concentration. Its occurrence was claimed on the basis of the string picture of Brinkman and Rice [14], which excludes the case $J_\perp = J_z$ [15]. The physics of models interpolating between the one of Refs. [12, 13] on the one hand and Ref. [11] on the other hand, will be reported here.

Our main result is the description of all phases for the models with $\alpha = 1$ and $\alpha = 0$ in Eq. 1 at constant $|J_\perp| = J_z = 0.4$ (the in-plane component is ferromagnetic), and hopping amplitude $t = 1$ for temperatures down to $\beta t = 20$ obtained by first principles quantum Monte Carlo simulations. For $\alpha = 1$, the spins show an easy-plane ferromagnetic order for non-zero hole doping. The holes move in this spin background as if they were free particles, showing Friedel oscillations. For $\alpha = 0$, we find at large hole doping concentration $n_h > 14(1)\%$ a Néel-type, hidden antiferromagnetic order. The holes form a periodic structure along the x -direction, leading to vertical stripes. The spins are oriented in opposite directions across a hole. The Néel temperature and the hole ordering temperature coincide, making the transition first order. At lower hole concentrations, we see clear signs of a very strong first order transition, accompanied by a strong hysteresis loop, between the hole-free perfect Néel state and a phase with the spin and charge stripes described above.

The paper is structured as follows. In Sec. II we introduce the model and define the main observables of interest. In Sec. III we report our findings for the model with $\alpha = 1$, which lead to a picture of an effective spin-charge separation. In Sec. IV we show how vertical stripes for large hole concentrations and hysteresis for low hole concentrations are found in the model with $\alpha = 0$. We conclude in Sec. V.

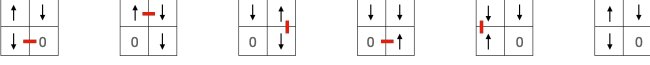


FIG. 1. Illustration of an exchange cycle that leads to a sign problem for in-plane antiferromagnetic (*i.e.*, $J_{\perp} < 0$ in Eq. 1) spin coupling when $\alpha > 0$. The red line indicates which spins or holes are exchanged in each step. The loop consists of moving the hole once and then moving the up-spin clockwise around the plaquette. The last configuration is the same as the initial configuration because of the indistinguishability of the down spins. The shown exchange loop involves two hopping amplitudes, two spin exchanges in the y -direction and one in the x -direction. It is the latter that is relevant for the sign structure, even on a bipartite lattice.

II. MODEL

The system is defined on the square lattice of size $L_x \times L_y$ with lattice constant $a = 1$ by the Hamiltonian

$$\begin{aligned} \hat{H} = & -t \sum_{\sigma} \sum_{\langle \mathbf{i}, \mathbf{j} \rangle_x} \left(\mathcal{P} \hat{c}_{\mathbf{i}, \sigma}^{\dagger} \hat{c}_{\mathbf{j}, \sigma} \mathcal{P} + \text{h.c.} \right) \\ & + J_z \sum_{\langle \mathbf{i}, \mathbf{j} \rangle} \left(\hat{S}_{\mathbf{i}}^z \hat{S}_{\mathbf{j}}^z - \frac{\hat{n}_{\mathbf{i}} \hat{n}_{\mathbf{j}}}{4} \right) - \frac{J_{\perp}}{2} \sum_{\langle \mathbf{i}, \mathbf{j} \rangle_x} \left(\hat{S}_{\mathbf{i}}^+ \hat{S}_{\mathbf{j}}^- + \text{h.c.} \right) \\ & - \alpha \frac{J_{\perp}}{2} \sum_{\langle \mathbf{i}, \mathbf{j} \rangle_y} \left(\hat{S}_{\mathbf{i}}^+ \hat{S}_{\mathbf{j}}^- + \text{h.c.} \right), \end{aligned} \quad (1)$$

where $\hat{c}_{\mathbf{i}, \sigma}^{\dagger}$ creates a boson of type σ at site \mathbf{i} and correspondingly $\hat{c}_{\mathbf{j}, \sigma}$ destroys one. All parameters are taken positive. The notation $\langle \mathbf{i}, \mathbf{j} \rangle$ ($\langle \mathbf{i}, \mathbf{j} \rangle_{\hat{\mu}}$) denotes a pair of neighboring sites \mathbf{i} and \mathbf{j} (along direction $\hat{\mu} = \hat{x}, \hat{y}$).

The operator $\hat{n}_{\mathbf{i}} = \sum_{\sigma} \hat{c}_{\mathbf{i}, \sigma}^{\dagger} \hat{c}_{\mathbf{i}, \sigma}$ counts the total number of particles on lattice site \mathbf{i} . The operators $\hat{S}_{\mathbf{i}}^z = \frac{1}{2} (\hat{n}_{\mathbf{i}, \uparrow} - \hat{n}_{\mathbf{i}, \downarrow})$, $\hat{S}_{\mathbf{i}}^+ = \hat{c}_{\mathbf{i}, \uparrow}^{\dagger} \hat{c}_{\mathbf{i}, \downarrow}$, and $\hat{S}_{\mathbf{i}}^- = \hat{c}_{\mathbf{i}, \downarrow}^{\dagger} \hat{c}_{\mathbf{i}, \uparrow}$ are the usual spin-1/2 operators. The projectors \mathcal{P} ensure that at most one particle resides on a given lattice site. We consider two different cases: (i) fully isotropic spin-exchange interaction ($\alpha = 1$), and (ii) spin-exchange terms restricted to the x -direction only ($\alpha = 0$). Unless otherwise noted, all results will be presented for the isotropic case $J_z = J_{\perp} = 0.4$ with hopping set to $t = 1$, such that $t/J = 2.5$ (corresponding to $U = 4t^2/J = 10$ in terms of a Hubbard model).

The model in Eq. (1) is written such that positive J_z reflects antiferromagnetic (AFM) couplings in the z -direction but positive J_{\perp} reflects in-plane ferromagnetic (FM) coupling, which is necessary to prevent the sign problem for $\alpha > 0$, as is explained in Fig. 1. For $\alpha = 0$, the model is sign-free and furthermore particle statistics agnostic in case of open boundary conditions since the charge degrees of freedom never leave a row. The model possesses spin $SU(2)$ symmetry only at zero hole concentration and if simultaneously $\alpha = 1$.

Regardless of the nature of the spin-flipping term, the restricted 1D hopping in Eq. (1) conserves the number

of holes per row. We always choose the same number of holes per row in canonical simulations, or the same chemical potential in grand-canonical simulations. Moreover, for $\alpha = 0$, the \uparrow - and \downarrow -densities are conserved separately in each row. We usually work in the zero magnetization sector for an even number of holes, and in the sector with total $S^z = 1/2$ for an odd number of holes. The model is addressed with path integral quantum Monte Carlo (QMC) simulations using worm updates [16] in a straightforward adaptation of Ref. [17]. The main quantities of interest are the kinetic, potential, and total energy, the spin-spin correlation functions $C_z(\mathbf{r}_1, \mathbf{r}_2) = \langle S_{\mathbf{r}_1}^z S_{\mathbf{r}_2}^z \rangle$ and $C_{\perp}(\mathbf{r}_1, \mathbf{r}_2) = \langle S_{\mathbf{r}_1}^+ S_{\mathbf{r}_2}^- + \text{h.c.} \rangle$, and the hole-hole correlation function $\rho_{hh}(\mathbf{r}_1, \mathbf{r}_2) = \langle (1 - n_{\mathbf{r}_1})(1 - n_{\mathbf{r}_2}) \rangle$. For translationally invariant systems we also use the notation $C_c(\mathbf{r}) = C_c(\mathbf{r} = \mathbf{r}_1 - \mathbf{r}_2, 0)$, with $c = z, \perp$.

Experimentally, the model in Eq. 1 can be realized starting from pseudo-spin-1/2 bosons on a square lattice and subject to a strong tilt Δ along the \hat{y} -direction in order to inhibit particle tunnelling along \hat{y} [18]. For large on-site Hubbard interactions, the bosonic superexchange along \hat{y} realizes ferromagnetic terms on $\langle \mathbf{i}, \mathbf{j} \rangle_{\hat{x}}$, with $J_{\perp} > 0$ in Eq. 1 [19, 20]. Similarly, superexchange along the gradient realizes J_{\perp} -terms with tunable sign on $\langle \mathbf{i}, \mathbf{j} \rangle_{\hat{y}}$ [20, 21]. By adding spatially isotropic Rydberg-Rydberg interactions the Ising terms in Eq. 1 can be realized [22, 23]. For $\alpha = 0$, the gradient Δ can be removed if a sufficiently strong anisotropic lattice guarantees that tunnelling along \hat{y} can be neglected, $t_y = 0$ along $\langle \mathbf{i}, \mathbf{j} \rangle_{\hat{y}}$ as required.

III. MODEL WITH ISOTROPIC SPIN-EXCHANGE TERMS $\alpha = 1$

For the spin-isotropic mixed-dimensional $t - J$ model with $\alpha = 1$ in Eq. (1), no simple \mathbb{Z}_2 lattice gauge structure can be introduced, unlike Ref. [11]. We see in Fig. 2 that the spins show ferromagnetic easy-plane ordering at low temperature for any nonzero hole doping: the $C_{\perp}(\mathbf{r})$ correlator approaches a temperature-independent constant at large distances on our finite system size. Spin correlations along the z -axis decay exponentially, unless at zero hole concentration when the spin $SU(2)$ symmetry is preserved. For finite hole concentration, the spin symmetry is $U(1)$ and the transition we observe is of the Kosterlitz-Thouless type with a critical temperature that is furthermore dependent on the hole concentration. Note that in the thermodynamic limit at any finite temperature only quasi-long range order can exist and that at zero temperature true long-range order is established. The particle winding number squared, proportional to the spin stiffness [24], is non-zero along x below the critical temperature. In the charge sector, we observe no correlations between the rows, ruling out any type of stripe order. Within each row however, Friedel oscillations in the hole-hole correlation function can be observed at low enough temperature, as is shown

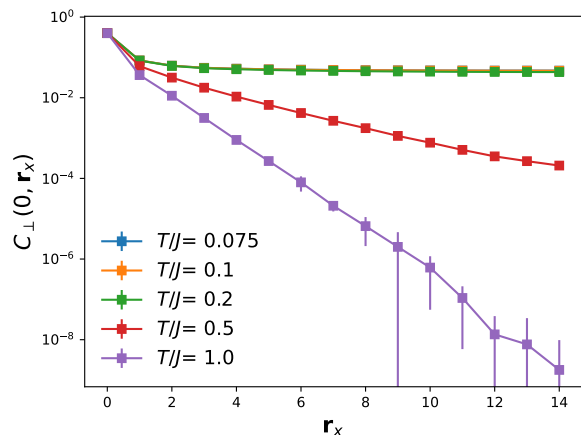


FIG. 2. In-plane spin ordering for the model with $\alpha = 1$ on a lattice of size $L_x \times L_y = 30 \times 30$ and hole concentration $n_h = 6/30$ per row. The plot shows the spatial dependence of the the easy-plane correlation function $C_\perp(\mathbf{r})$ for several temperatures. The curves for the three lowest temperatures lie on top of each other, where near-ordering is seen because of the finite system size. The correlator decays as a powerlaw at any finite temperature in the thermodynamic limit.

in Fig. 3. The density-density correlation function can be computed analytically from $\rho^0(r, 0)\rho^0(0, r)$, where the one-body density matrix for spinless free fermions is given by $\rho^0(r, 0) = \frac{1}{L_x} \sum_k n_k e^{ik(r-r')}$. Here, n_k is the Fermi-Dirac distribution and $k = \frac{2\pi n_x}{L_x}$, $n_x = 0, 1, \dots, L_x - 1$. In Fig. 3 we used the $T = 0$ expression where the momentum distribution simplifies to a step-function with the jump at k_F . Note that fewer holes require lower temperatures before the ground state is reached. Similar to the charge- and spin-isotropic case considered in Refs. [12, 13] we observe no indication of phase separation for $\alpha = 1$.

Our observations can be explained in terms of a generalized spin-charge separation picture. Although spin-charge separation is well established for one-dimensional systems, the present system is one-dimensional only in the charge sector. Nevertheless, when the spins are ferromagnetically in-plane ordered, there is no penalty for moving the holes around, unlike in the string picture for antiferromagnetic order, and the spin and charge sectors can hence effectively decouple. We recall that an effective decoupling was also observed in the different model of Ref. [25], where the hopping amplitudes were one-dimensional but in orthogonal directions for up and down spins.

IV. MODEL WITH ISOTROPIC SPIN-EXCHANGE TERMS $\alpha = 0$

We proceed with the model in which spin-exchange loops are turned off: The only closed loops one can make with the hopping and spin-exchange terms in the Hamiltonian for $\alpha = 0$ are backtracking ones (the loops shown

in Fig. 1 are impossible), rendering the system agnostic to the particle statistics. The two-dimensional nature of the J_z term does not alter this but is expected to enhance easy-axis anti-ferromagnetism, similar to the physics of the mixed-dimensional $t - J_z$ -model of Ref. [11]. We thus focus on stripe formation with anti-ferromagnetic easy-axis order. At low hole doping however, the antiferromagnetic order gives rise to a string picture [14] when moving holes around. As this leads to a strong increase in the potential energy that cannot be fully mended due to the lack of quantum fluctuations along the y -direction, we investigate a possible phase separation.

A. The regime of low hole concentration

In order to examine whether the system phase separates into a hole-rich phase and a hole-free phase, we follow the argument of Ref. [26], in the canonical ensemble. The energy E is written as $E = (N_s - N)\epsilon_H + N\epsilon_h(n_h)$, where N_s is the total number of sites, N the number of sites in the hole-rich phase, ϵ_H the energy per site in the hole-free region, and $\epsilon_h(n_h)$ the energy per site in the hole-rich phase. If E has a minimum as a function of the hole concentration $n_h = N_h/N$ for $n_h > 0$, then it is favorable for the system to phase separate; *i.e.*, phase separation occurs when the function,

$$\epsilon(n_h) = \frac{\epsilon_h(n_h) - \epsilon_H}{n_h}, \quad (2)$$

reaches a minimum for $n_h > 0$.

In Fig. 4 we show the extrapolation of the total energy on a 30×30 lattice to zero temperatures. From Eq. (2) we obtain then the energy per hole, shown in Fig. 5. We observe a strong odd/even effect, owing to the presence of geometric frustration in the case of odd hole numbers with periodic boundary conditions. The curve for even hole numbers (the one relevant for us) shows a flattening at low hole concentration with a shallow minimum for a hole concentration $n_h = 0.1333$. Given the flatness of the curve, it is a good idea to have a second calculation to support this claim.

We therefore switch to grand-canonical simulations and found strong indications of a hysteresis loop at low hole doping, as is shown in Fig. 6. A hysteresis loop is a characteristic of a strong first order transition, in this case between an anti-ferromagnetic defect-free state, and a striped phase that is discussed further in the next section. The hysteresis loop persists to a remarkably high hole concentration in line with the value of the previous paragraph, $n_h \approx 0.14$ (for $L_x = 60$), and is only seen at low temperature: The figure was taken for $\beta t = 20$ but we saw no indications of hysteresis for $\beta t = 10$ (as we will see in the next section, the critical temperature for stripe formation is also lower than $\beta t = 10$). For slightly higher hole concentrations in the range $0.15 \leq n_h \leq 0.25$, simulations converge slowly, with plenty of metastable states. For $L_x = 60$ however, the Monte Carlo algorithm was

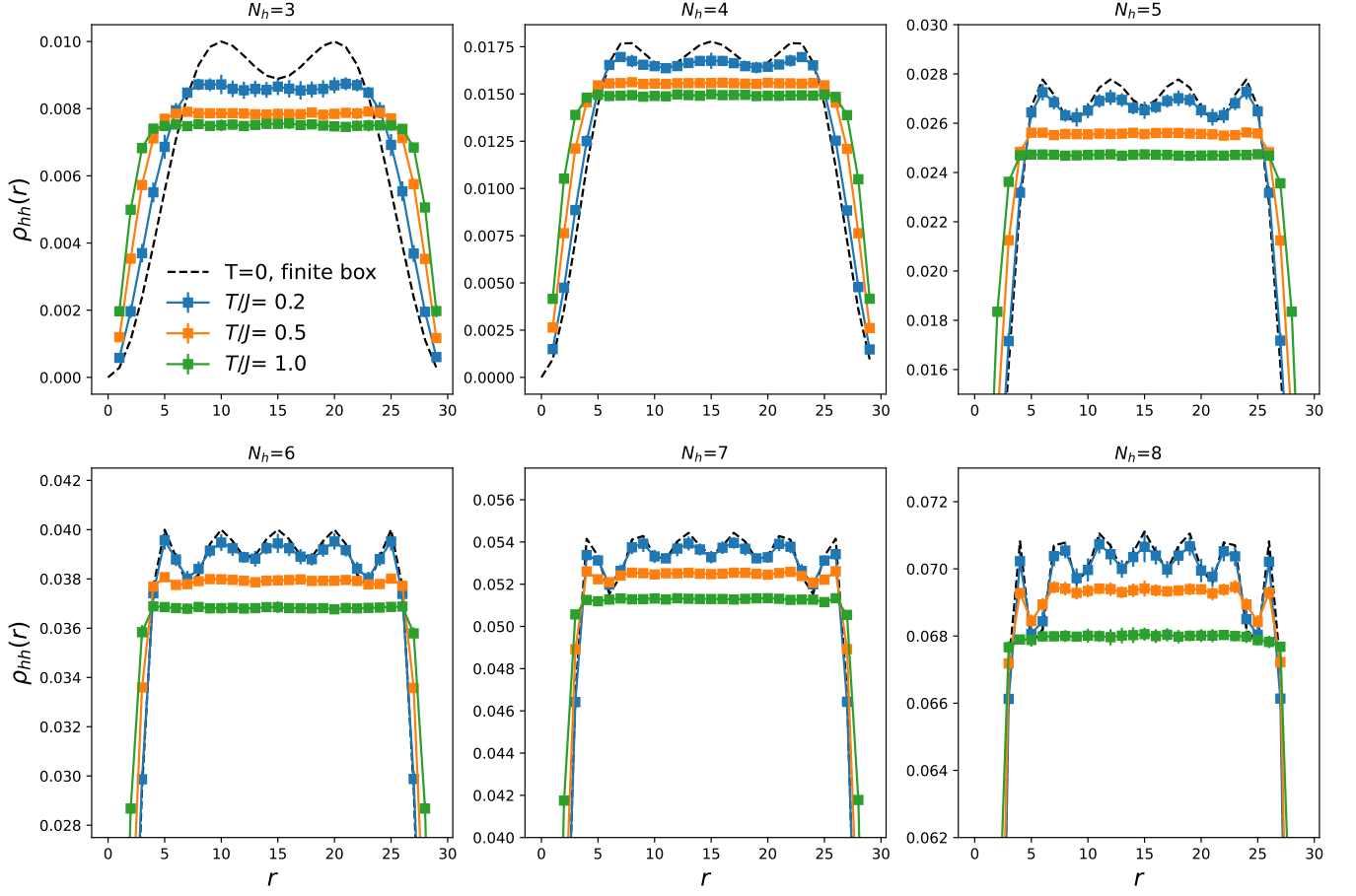


FIG. 3. Hole-hole correlation function along the x -direction for hole concentrations $n_h = 3/30, 4/30, 5/30, 6/30, 7/30, 8/30$ (top left to bottom right). The dashed black line corresponds to the expression of non-interacting 1D spinless fermions at zero temperature.

eventually able to tunnel out of the metastable minima. For $L_x = 120$ this was not always the case, as can be seen in Fig. 6 (see eg the data point at $n_h = 0.88$), and also the hysteresis loop did not fully close. The latter can be made plausible for open boundary conditions as follows: For $\mu/t \geq 1$ the system on the upper branch is for $L_x = 120$ closer to a hole-free antiferromagnet than for $L_x = 60$, since the holes are found almost exclusively in the lowest and highest rows. Hence, more rows have defect-free antiferromagnetic order for $L_x = 120, L_y = 60$ than for $L_x = 60, L_y = 30$. After the sizeable density jump seen between $\mu/t = 0.96$ and $\mu/t = 1$ of the order of 14% one would then expect that the densities at $\mu/t = 0.96$, and to a lesser degree at $\mu/t = 0.92$, might still differ somewhat between $L_x = 60$ and $L_x = 120$.

B. The regime of large hole concentration

At large hole doping the system orders antiferromagnetically, with a modulation along x given by the hole concentration. To probe for this order, we de-

fine two separate order parameters. First, $O_{\text{AFM}}^2 = \left\langle \left(\frac{1}{L_x L_y} \sum_{\mathbf{r}} (-1)^{\phi} \hat{S}_{\mathbf{r}}^z \right)^2 \right\rangle$, which has the meaning of the staggered magnetization squared in squeezed space [27, 28]: the phase ϕ changes between ± 1 each time a site is occupied by a spin, but does not change when the site is not occupied. The square is taken so that the contributions from the two possible spin ground states for a fixed hole configuration do not average out. Evaluation of the staggered magnetization squared on the full lattice instead of in squeezed space (*i.e.*, setting $\phi \equiv 0$) leads to a zero signal; *i.e.*, the magnetic order corresponds to a hidden symmetry. Second, $O_h = \frac{1}{L_x L_y} S_{hh}(q = \frac{2\pi}{L_x} N_h)$ probes spatial order of the holes: it is proportional to the static structure factor of the connected hole-hole correlation function $\rho_{hh}^{\text{conn}}(\mathbf{r}_1, \mathbf{r}_2)$, with a momentum along x set by the hole concentration. The momentum along y is taken to be zero, implying a probe for vertical stripes. An analysis of the full momentum dependence of the static structure factor shows that this is indeed the case. We have divided the structure factor by the system volume implying that a constant value at low temperature is in-

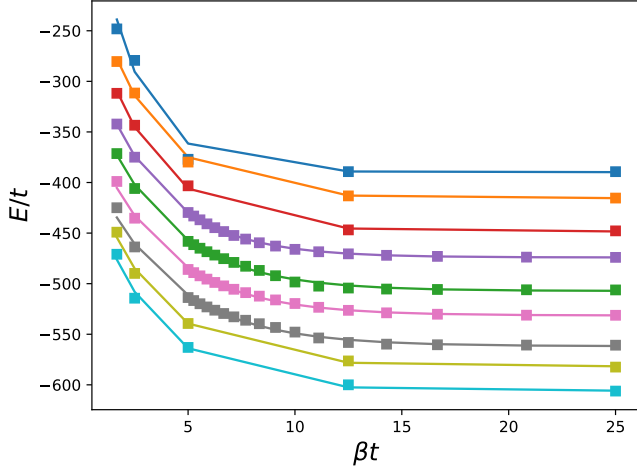


FIG. 4. Extrapolation of the total energy to the ground state for various hole concentrations for a system of $L_x \times L_y = 30 \times 30$ lattices.

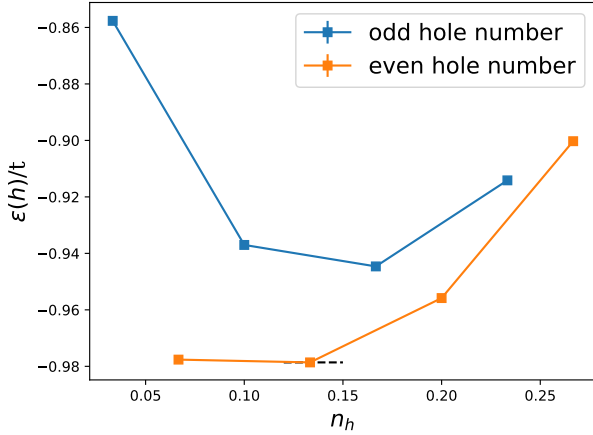


FIG. 5. Energy per hole at zero temperature as a function of hole concentration extracted from Fig. 4. Odd and even hole numbers are plotted separately but only the even hole numbers are relevant. The lowest energy is indicated by the black dashed line at a hole concentration of 0.1333.

dicative of lattice symmetry breaking.

These two order parameters are shown in Fig. 7 for a hole concentration of $n_h = 0.2$. We see strong indications of a first order transition at $\beta t = 14(1)$, where the antiferromagnetic and the hole order parameter jump. The physical picture is one of vertical stripes, with a period set by the hole concentration along the x -direction. The spins are oriented in opposite directions across a hole. In the ordered phase, the simulations show broad distributions and aim to sample both spin ground states. Typically, the hole order parameter has lower error bars than the antiferromagnetic one. We also see that the transition for $L_x = 60$ is remarkably round and broad, and it becomes a lot sharper (and indicative of a single

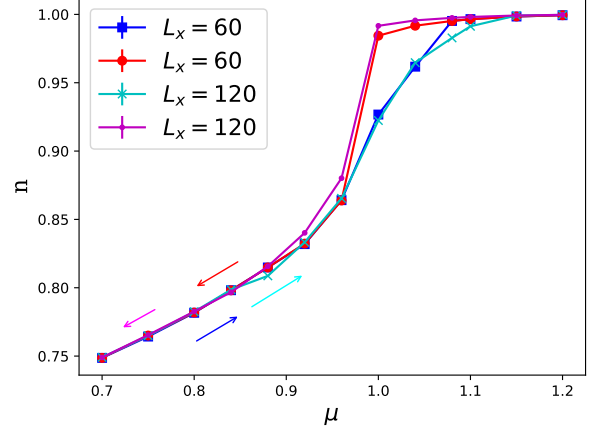


FIG. 6. Particle number as a function of chemical potential μ (taken constant for each row) for a system with parameters $t = 1, J = 0.4, \alpha = 0, \beta = 20, L_y = L_x/2$, open boundary conditions and two different system sizes, $L_x = 60$ and $L_x = 120$. The arrows indicate the hysteresis loop; each value of μ was initiated with a well-annealed sample from the previous μ -value along the loop.

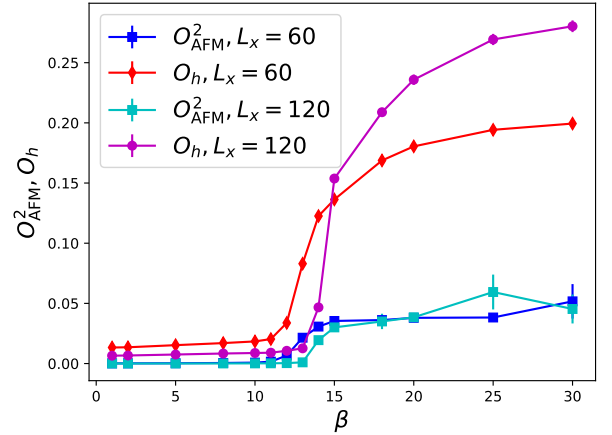


FIG. 7. Antiferromagnetic and hole ordering order parameters for the model with $\alpha = 0$ and parameters $t = 1, J_\perp = J_z = 0.4, L_y = L_x/2$ and two different $L_x = 60$ and 120 . Simulations are performed in the canonical ensemble with 20% hole doping per row ($n_h = 0.2$).

first order transition) for $L_x = 120$. We see that O_h is strongly affected by the longer system size whereas signals in the antiferromagnetic channel appear almost system size independent. We attribute this to a reduction in hole position fluctuations as L_y is increased, to which the hidden spin order is insensitive.

When we increase the hole concentration to $n_h = 0.25$ and $n_h = 1/3$, as is shown in Fig. 8 and Fig. 9 respectively, we get a qualitatively similar behavior of the order parameters. The transition temperature is however

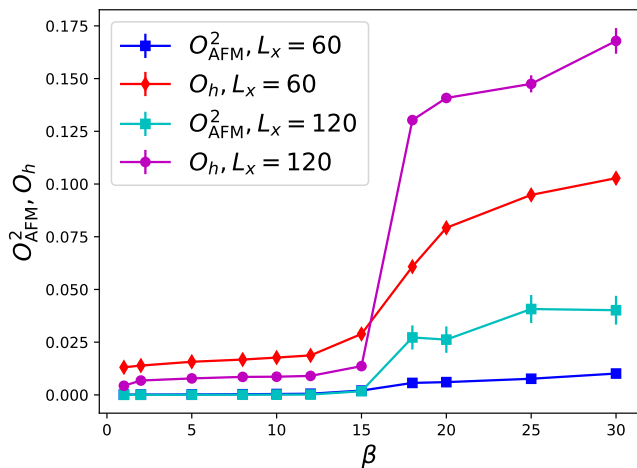


FIG. 8. Antiferromagnetic and hole ordering order parameters for the model with $\alpha = 0$ and parameters $t = 1$, $J_{\perp} = J_z = 0.4$, $L_y = L_x/2$ and two different $L_x = 60$ and 120 . Simulations are performed in the canonical ensemble with 25% hole doping per row ($n_h = 0.25$).

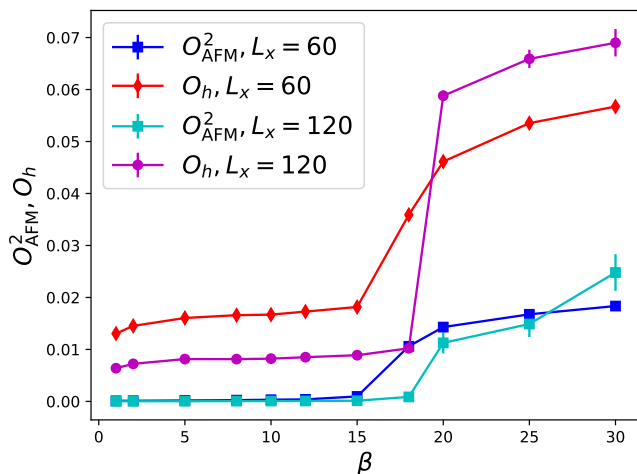


FIG. 9. Antiferromagnetic and hole ordering order parameters for the model with $\alpha = 0$ and parameters $t = 1$, $J_{\perp} = J_z = 0.4$, $L_y = L_x/2$ and two different $L_x = 60$ and 120 . Simulations are performed in the canonical ensemble with 33.33% hole doping per row ($n_h = 1/3$).

slightly lower when increasing the hole concentration, but the first order nature of the transition more pronounced. The magnitude of the order parameters drops however rapidly between $n_h = 1/5$ and $n_h = 1/3$, by roughly a factor of 4. Note that the magnitude of the AFM order parameter for $n_h = 0.25$ and $L_x = 60$ is anomalously low in Fig. 8 compared to Figs. 7 and 9. The reason is that the superstructure requires 8 sites for this hole doping (eg, $|\uparrow, \downarrow, \uparrow, 0, \downarrow, \uparrow, \downarrow, 0, \dots\rangle$) and this is not commensurate for $L_x = 60$, in turn frustrating the system and leading to a reduction in magnitude of the AFM order param-

eter. In all other cases we considered, the superstructure is commensurate with the system size.

Compared to the mixed-dimensional $t - J$ model for fermions with $SU(2)$ spin interactions, which was recently simulated with density matrix renormalization group simulations [29], our results agree on the existence of stripes with charge and hidden spin order but they also differ in a number of notable ways: (i) the presence of phase separation, attributed to the string picture and the fact that quantum fluctuations cannot mend the J_z spin interactions along the \hat{y} -direction of the lattice; (ii) the critical temperature for stripe formation is here 3-5 times lower, and scales oppositely with the hole concentration; (iii) charge fluctuations were found to drive the transition in the $SU(2)$ case, while here no mechanism can be inferred. We believe that the latter two are a consequence of the fact that only the spin interactions along \hat{y} favor stripe formation, whereas the quantum fluctuations along \hat{x} tend to mend the Néel interactions along \hat{x} .

V. CONCLUSION

In conclusion, the bosonic mixed-dimensional $t - J$ models showed physics worth investigating on their own which is different from the fermionic mixed-dimensional $t - J$ or the mixed-dimensional $t - J_z$ models. In the model with $\alpha = 1$ the observations of an easy-plane ferromagnetic order combined with the holes moving around as free fermions, is reminiscent of spin-charge separation. The model with $\alpha = 0$ showed a clear sign of phase separation at low hole concentration – but extending to a remarkably high $n_h = 0.14(1)$ – and vertical stripes with antiferromagnetic easy-axis order and a period set by the hole concentration for higher hole concentrations. The transition temperature from the disordered state into these stripes is very weakly dependent on the hole concentration, and the transition is first order. We could hence establish stripe order when the spin exchange term is anisotropic (nematic) for mixed-dimensional bosonic $t - J - J_z$ models, with an antiferromagnetic Néel order in squeezed space reminiscent of 1D systems.

Acknowledgements – We wish to thank H. Schlömer, A. Bohrdt, Z. Zhu, M. Greiner, E. Demler, and I. Bloch for fruitful discussions. LR and LP acknowledge support from FP7/ERC Consolidator Grant QSIMCORR, No. 771891, and the Deutsche Forschungsgemeinschaft (DFG, German Research Foundation) under Germany's Excellence Strategy – EXC-2111 – 390814868. FG acknowledges funding from the European Research Council (ERC) under the European Union's Horizon 2020 research and innovation program (Grant Agreement no 948141) – ERC Starting Grant SimUcQuam. Our simulations make use of the ALPSCore library [30] for error evaluation. Numerical data for this paper is available under <https://github.com/LodePollet/QSIMCORR>.

-
- [1] E. Dagotto, Correlated electrons in high-temperature superconductors, *Rev. Mod. Phys.* **66**, 763 (1994).
- [2] P. A. Lee, N. Nagaosa, and X.-G. Wen, Doping a mott insulator: Physics of high-temperature superconductivity, *Rev. Mod. Phys.* **78**, 17 (2006).
- [3] S. A. Kivelson, I. P. Bindloss, E. Fradkin, V. Oganessian, J. M. Tranquada, A. Kapitulnik, and C. Howald, How to detect fluctuating stripes in the high-temperature superconductors, *Rev. Mod. Phys.* **75**, 1201 (2003).
- [4] E. Fradkin, S. A. Kivelson, and J. M. Tranquada, Colloquium: Theory of intertwined orders in high temperature superconductors, *Rev. Mod. Phys.* **87**, 457 (2015).
- [5] P. Corboz, T. M. Rice, and M. Troyer, Competing states in the t - j model: Uniform d -wave state versus stripe state, *Phys. Rev. Lett.* **113**, 046402 (2014).
- [6] J. P. F. LeBlanc, A. E. Antipov, F. Becca, I. W. Bulik, G. K.-L. Chan, C.-M. Chung, Y. Deng, M. Ferrero, T. M. Henderson, C. A. Jiménez-Hoyos, E. Kozik, X.-W. Liu, A. J. Millis, N. V. Prokof'ev, M. Qin, G. E. Scuseria, H. Shi, B. V. Svistunov, L. F. Tocchio, I. S. Tupitsyn, S. R. White, S. Zhang, B.-X. Zheng, Z. Zhu, and E. Gull (Simons Collaboration on the Many-Electron Problem), Solutions of the two-dimensional hubbard model: Benchmarks and results from a wide range of numerical algorithms, *Phys. Rev. X* **5**, 041041 (2015).
- [7] B.-X. Zheng and G. K.-L. Chan, Ground-state phase diagram of the square lattice hubbard model from density matrix embedding theory, *Phys. Rev. B* **93**, 035126 (2016).
- [8] M. Qin, C.-M. Chung, H. Shi, E. Vitali, C. Hubig, U. Schollwöck, S. R. White, and S. Zhang (Simons Collaboration on the Many-Electron Problem), Absence of superconductivity in the pure two-dimensional hubbard model, *Phys. Rev. X* **10**, 031016 (2020).
- [9] S. R. White and D. J. Scalapino, Ground states of the doped four-leg t - j ladder, *Phys. Rev. B* **55**, R14701 (1997).
- [10] Y.-F. Jiang, J. Zaanen, T. P. Devereaux, and H.-C. Jiang, Ground state phase diagram of the doped hubbard model on the four-leg cylinder, *Phys. Rev. Research* **2**, 033073 (2020).
- [11] F. Grusdt and L. Pollet, F_2 parton phases in the mixed-dimensional $t - J_z$ model, *Phys. Rev. Lett.* **125**, 256401 (2020).
- [12] M. Boninsegni, N. V. Prokof'ev, and B. V. Svistunov, Worm algorithm and diagrammatic monte carlo: A new approach to continuous-space path integral monte carlo simulations, *Phys. Rev. E* **74**, 036701 (2006).
- [13] M. Boninsegni and N. V. Prokof'ev, Phase diagram of an anisotropic bosonic t - j model, *Phys. Rev. B* **77**, 092502 (2008).
- [14] W. F. Brinkman and T. M. Rice, Single-particle excitations in magnetic insulators, *Phys. Rev. B* **2**, 1324 (1970).
- [15] M. Boninsegni and E. Manousakis, Variational description of a quasihole excitation in a quantum antiferromagnet, *Phys. Rev. B* **45**, 4877 (1992).
- [16] N. V. Prokof'ev, B. V. Svistunov, and I. S. Tupitsyn, Exact, complete, and universal continuous-time worldline monte carlo approach to the statistics of discrete quantum systems, *Journal of Experimental and Theoretical Physics* **87**, 310 (1998).
- [17] L. Pollet, K. V. Houcke, and S. M. Rombouts, Engineering local optimality in quantum monte carlo algorithms, *J. Comp. Phys.* **225**, 2249 (2007).
- [18] F. Grusdt, Z. Zhu, T. Shi, and E. Demler, Meson formation in mixed-dimensional t - J models, *SciPost Phys.* **5**, 57 (2018).
- [19] L.-M. Duan, E. Demler, and M. D. Lukin, Controlling spin exchange interactions of ultracold atoms in optical lattices, *Phys. Rev. Lett.* **91**, 090402 (2003).
- [20] S. Trotzky, P. Cheinet, S. Fölling, M. Feld, U. Schnorrberger, A. M. Rey, A. Polkovnikov, E. A. Demler, M. D. Lukin, and I. Bloch, Time-resolved observation and control of superexchange interactions with ultracold atoms in optical lattices, *Science* **319**, 295 (2008), <https://www.science.org/doi/pdf/10.1126/science.1150841>.
- [21] S. Hirthe, T. Chalopin, D. Bourgund, P. Bojović, A. Bohrdt, E. Demler, F. Grusdt, I. Bloch, and T. A. Hilker, Magnetically mediated hole pairing in fermionic ladders of ultracold atoms (2022).
- [22] J. Zeiher, R. van Bijnen, P. Schauß, S. Hild, J.-y. Choi, T. Pohl, I. Bloch, and C. Gross, Many-body interferometry of a rydberg-dressed spin lattice, *Nature Physics* **12**, 1095 (2016).
- [23] E. Guardado-Sanchez, B. M. Spar, P. Schauss, R. Belyansky, J. T. Young, P. Bienias, A. V. Gorshkov, T. Iadecola, and W. S. Bakr, Quench dynamics of a fermi gas with strong nonlocal interactions, *Phys. Rev. X* **11**, 021036 (2021).
- [24] E. L. Pollock and D. M. Ceperley, Path-integral computation of superfluid densities, *Phys. Rev. B* **36**, 8343 (1987).
- [25] J. Gukelberger, L. Wang, and L. Pollet, Ising antiferromagnet in the two-dimensional hubbard model with mismatched fermi surfaces, *Phys. Rev. B* **95**, 205121 (2017).
- [26] V. J. Emery, S. A. Kivelson, and H. Q. Lin, Phase separation in the t - j model, *Phys. Rev. Lett.* **64**, 475 (1990).
- [27] H. V. Kruis, I. P. McCulloch, Z. Nussinov, and J. Zaanen, Geometry and the hidden order of luttinger liquids: The universality of squeezed space, *Phys. Rev. B* **70**, 075109 (2004).
- [28] T. A. Hilker, G. Salomon, F. Grusdt, A. Omran, M. Boll, E. Demler, I. Bloch, and C. Gross, Revealing hidden antiferromagnetic correlations in doped hubbard chains via string correlators, *Science* **357**, 484 (2017), <https://www.science.org/doi/pdf/10.1126/science.aam8990>.
- [29] H. Schlömer, A. Bohrdt, L. Pollet, U. Schollwöck, and F. Grusdt, Robust stripes in the mixed-dimensional t - j model (2022), [arXiv:2208.07366 \[cond-mat.quant-gas\]](https://arxiv.org/abs/2208.07366).
- [30] A. Gaenko, A. Antipov, G. Carcassi, T. Chen, X. Chen, Q. Dong, L. Gamper, J. Gukelberger, R. Igarashi, S. Iskakov, M. Könz, J. LeBlanc, R. Levy, P. Ma, J. Paki, H. Shinaoka, S. Todo, M. Troyer, and E. Gull, Updated core libraries of the ALPS project, *Comput. Phys. Commun.* **213**, 235 (2017).