
POGD: GRADIENT DESCENT WITH NEW STOCHASTIC RULES

Feihu Han
Deakin University
feihuh@deakin.edu.au

Sida Xing
Deakin University
sxing@deakin.edu.au

Dr Sui Yang Khoo
Deakin University
sui.khoo@deakin.edu.au

ABSTRACT

There introduce *Particle Optimized Gradient Descent (POGD)*, an algorithm based on the gradient descent but integrates the particle swarm optimization (PSO) principle to achieve the iteration. From the experiments, this algorithm has adaptive learning ability. The experiments in this paper mainly focus on the training speed to reach the target value and the ability to prevent the local minimum. The experiments in this paper are achieved by the convolutional neural network (CNN) image classification on the MNIST and cifar-10 datasets.

1 Introduction

Gradient descent is a popular optimization in neural networks. Nowadays, neural network has attracted much attention in any fields, there are many different types of the neural networks that has already been developed(Haykin, 2009). The convolutional neural networks is very popular in the classification field(Huang et al., 2017), even though it is a kind of the feedforward neural network(Haykin, 2009). In recent years, the structure of convolutional neural network has been rapidly improved(Smith and Topin, 2016). However, many improvements develop the structural algorithm of convolutional neural network, but not much improve it from optimization. Generally, the optimization which is used for the common convolutional neural network is the gradient descent optimization. In fact, the method has the problem about local minimum and this problem is an issue for the model convergence(Bottou et al., 1991).

Here proposes *Particle Optimized Gradient Descent*, a method for gradient descent with time memory. This algorithm can through iteration history to find the expect global minimum and achieve the convergence. It has fast convergence speed, adaptive learning ability, good global optimizing ability. POGD also can improve learning outcomes and prevent the local minimum in some extent for the convolutional neural networks' gradient descent processing.

2 Application

The application presents in here is image classification. In the current neural networks' frames, convolutional neural network has good processing effect for the image classification and processing(LeCun et al., 2010). The mainly processing of the convolutional neural network is in hidden layers(LeCun et al., 1998). Although the structure of convolutional neural network is constantly evolving, convolution and pooling are still its core algorithms since the first generation(LeCun et al., 1998). The image identification for neural networks is targeted, there need to use the certain database to train the neurons to classify the certain feature from unknown pictures(LeCun et al., 2010). The traditional neural network needs to through a large dataset and long-term training to achieve the image identification for a certain training(Haykin, 2009). In contrast, although convolutional neural network still requires a large number of training sets, it can extract image features and perform image classification better(LeCun et al., 1998). Under the same conditions, the convolutional neural network have better results than the traditional neural network(McCulloch and Pitts, 1943). The experiments here uses Alexnet(Krizhevsky et al., 2017) as the basic model to compare the differences between algorithms. The hidden layer for this AlexNet includes convolutional layer, maximum pooling layer and activation layer(Krizhevsky et al., 2017). ReLU(Kuo et al., 2016) is used as the activation function.

3 Relative Research

To achieve the *Particle Optimized Gradient Descent*, there need to introduce the relevant optimization algorithms include stochastic gradient descent(Darken and Moody, 1991), AdaGrad(Lydia and Francis, 2019), Adam(Duchi et al., 2011) and particle swarm optimization(Kennedy and Eberhart, 1995). This algorithm still belongs to the gradient descent algorithm, therefore, the development of traditional gradient descent algorithms is introduced.

3.1 Batch Gradient Descent

$$\theta_t = \theta_{t-1} - \eta \nabla_{\theta_{t-1}} E(\theta_{t-1}) \quad (1)$$

Batch gradient descent is a basic method to introduce the gradient descent in the neural network. As it shows in Equation 1(Ruder, 2016), for batch data “ θ ”, there calculate the gradient “ ∇_{θ} ” in form $E(\theta_{t-1})$. As a standard method, there only subtract the value from the corresponding derivative to complete the iteration. For the large datasets, batch gradient descent has redundant computations when it recalculates the gradients for similar samples(Ruder, 2016).

3.2 Stochastic Gradient Descent

$$\theta_t = \theta_{t-1} - \eta \nabla_{\theta_{t-1}} E(\theta_{t-1}, x_i) \quad (2)$$

Stochastic gradient descent updates the parameter for each input rather than whole training batch(Ruder, 2016). In the stochastic gradient descent shows in Equation 2(Darken and Moody, 1991), “ η ” is the learning rate, “ x_i ” is a random sample is chosen from the batch(Darken and Moody, 1991). Stochastic gradient descent eliminates redundant computations in batch gradient descent by performing only one gradient update at a time. When stochastic gradient descent performs iterations, the objective function will fluctuate within a larger variance range than batch gradient equation. Through this feature, if the iteration gets into the local minimum, the fluctuation of the objective function is able to jump out of the current local minimum and find a better position. On the other hand, the greater variance fluctuation will cause convergence process more difficult. Adjusting the learning rate and decreasing the learning rate as the iteration increases can help the algorithm achieve better convergence effect(Ruder, 2016).

3.3 AdaGrad

$$g_{t,i} = \nabla_{\theta_t} E(\theta_{t,i}) \quad (3)$$

$$G_{t,i} = G_{t-1,i} + g_{t,i} * g_{t,i} \quad (4)$$

$$\theta_{t,1} = \theta_{t-1,i} - \frac{\eta}{\sqrt{G_{t,i} + \epsilon}} * g_{t,i} \quad (5)$$

$$\theta_t = \theta_{t-1} - \frac{\eta}{\sqrt{G_t + \epsilon}} * g_t \quad (6)$$

AdaGrad adapts learning rate to update the aim value. Previous algorithm uses one learning rate for all parameters in the same iteration. However, as it shows in Equation 3(Lydia and Francis, 2019), AdaGram uses different learning rate for each of the parameters in the same iteration. In AdaGrad, it does larger iteration for infrequent parameter and does smaller iteration for frequent parameter(Ruder, 2016).

Equation 4(Lydia and Francis, 2019) shows the calculation of the most important parameter “ $G_{t,i}$ ”. “ $G_{t,i}$ ” is a diagonal matrix for each diagonal element “ i ”. This parameter iterates by using the Hadamard product square of the gradient of corresponding aim value. Equation 5(Lydia and Francis, 2019) shows the iteration of the aim value $\theta_{t,i}$. There calculates the learning rate with the quotient of the arithmetic square root of “ G_t ”, then calculates the Hadamard product of the corresponding value “ $g_{t,i}$ ” and the final product is used to complete the iteration. Constant “ ϵ ” is an value to prevent void value from “ $G_{t,i}$ ”(Lydia and Francis, 2019). Generally, it set as a very small number 10^{-8} (Ruder, 2016).

Owing to “ G_t ” includes the sum of the squares of the past gradients for all parameters in the same iteration, as it shows in Equation 6(Ruder, 2016), there can use an element-wise matrix-vector multiplication between “ G_t ” and “ g_t ”(Ruder, 2016).

3.4 Momentum

$$\Delta\theta_t = -\eta \nabla_{\theta_t} E(\theta_t) + p \Delta\theta_{t-1} \quad (7)$$

$$v_t = p \Delta\theta_{t-1} + \eta \nabla_{\theta_t} E(\theta_t) \quad (8)$$

$$\theta_t = \theta_{t-1} - v_t \quad (9)$$

Momentum gradient descent introduce the momentum from physics into the gradient descent. As it shows in Equation 7(Qian, 1999), on the basis of general gradient descent, there gives the product of a momentum parameter “p” and the aim value at previous time as a new bias to update the aim value. Current aim value θ_t is updated by the momentum from last aim value θ_{t-1} and gradient value in corresponding time. The momentum parameter “p” generally is a constant 0.9(Qian, 1999). Owing to the coefficient is less than 1, this allows the entire integration to automatically achieve convergence as the number of iterations increases(Ruder, 2016). Stochastic gradient descent is difficult to jump out of the local minimum under more complex conditions. The introduction of momentum also makes gradient descent has further improved for the local minimum problem(Ruder, 2016).

In the neural network iteration, generally uses the Equation 8(Ruder, 2016) and Equation 9(Ruder, 2016) to process the momentum gradient descent(Ruder, 2016). These two equations combine the gradient values and according to the basic gradient descent method, there use the difference between the target value and the gradient to calculate the needed new target value.

3.5 Adam

$$g_t = \nabla_{\theta_t} E(\theta_{t,i}) \quad (10)$$

$$m_t = \beta_1 * m_{t-1} + (1 - \beta_1) * g_t \quad (11)$$

$$v_t = \beta_2 * v_{t-1} + (1 - \beta_2) * g_t^2 \quad (12)$$

$$\theta_t = \theta_{t-1} - \frac{\eta * m_t}{\sqrt{v_t} + \epsilon} \quad (13)$$

Adam is a popular adaptive gradient descent algorithm. In the above equations, “ θ ” is data and “ g ” is the gradient of the data. Equation 10(Duchi et al., 2011) shows the calculate gradient for each input data. Equation 11(Kingma and Ba, 2014), Equation 12(Kingma and Ba, 2014) and Equation 13(Kingma and Ba, 2014) are the main update of Adam. For these equations, “ m ” stands for the first momentum estimate and “ v ” is the second momentum estimate. Value “ η ” is the step size or learning rate. Constant “ β_1 ” is the exponential decay rate for the first momentum estimate. Constant “ β_2 ” is the exponential decay rate for the second momentum estimate. There is a constant “ ϵ ” is used to add in noise to enhance the generalization performance and prevention overfitting(Kingma and Ba, 2014). Generally, “ β_1 ” is set as 0.9, “ β_2 ” is set as 0.999, “ ϵ ” is set as 10^{-8} (Kingma and Ba, 2014).

From the Adam equations, Adam can calculate the adaptive learning rate of each params. It integrates the exponential decaying average of squared gradient and exponential decay average. As a new algorithm that integrate the advantages of other algorithms, it has faster convergence and better training than other adaptive learning rate algorithms(Kingma and Ba, 2014).

3.6 Particle Swarm Optimization

Particle swarm optimization is an optimization algorithm developed from the research of natural swarm such as bird. Based on the foraging patterns of bird swarm, the algorithm has randomness and ability to simulate social swarm. particle swarm optimization is related to evolutionary algorithm and genetic algorithm. Through the iteration of individual particles and particle groups, this algorithm is able to obtain the expected value from the continuous nonlinear functions. The further research shows this algorithm can optimize the continuous nonlinear functions(Kennedy and Eberhart, 1995).

$$v_{n+1} = v_n + c_1 r_1 (Pbest - x_n) + c_2 r_2 (Gbest - x_n) \quad (14)$$

$$x_{n+1} = x_n + v_{n+1} \quad (15)$$

$$v_{n+1} = w v_n + c_1 r_1 (Pbest - x_n) + c_2 r_2 (Gbest - x_n) \quad (16)$$

Equation 14 and Equation 15 is the functions to achieve TLC model. Equation 16 proposes the inertia factor on the original basis. For these functions, “x” is position and “v” is velocity. The inertia factor is presented by “w” with non-negative domain. The larger of “w”, the global seeking ability becomes stronger, but the local seeking ability becomes weaker. The smaller of “w”, the global seeking ability becomes weaker, but the local seeking ability becomes stronger(Shi and Eberhart, 1998). Stochastic factors(Kennedy and Eberhart, 1995) are presented by “c”. The local best position is presented by “Pbest” and swarm best position is presented by “Gbest”. Therefore, it is already shown in Equation 11, the trust parameter “c₁” stand for the confidence for the current local particle position, another trust parameter “c₂” stand for confidence for the swarm position(Venter and Sobieszczanski-Sobieski, 2003). From the research, there can get good results when $c_1 = c_2 = 2$ (Kennedy and Eberhart, 1995). The “r” is a random number with domain [0, 1](Shi and Eberhart, 1998).

3.7 Algorithm Directions

Traditional gradient descent optimization usually starts from the error function of a given neural network, and this error function is parameterized by the weights in the neural network. The gradient descent method computes the gradient of the error function relative to each function, then it modifies the weight along the descent direction of the gradient to reduce the error(Qian, 1999). This method has problem about it can have a result from local minimum value but not suit for the overall situation(Bottou et al., 1991).

From the concept of the particle swarm optimization, the algorithm is included into local optimization and global optimization.(Kennedy and Eberhart, 1995) Therefore, there is going to add this concept into the neural network to solve the local minimum problem(Bottou et al., 1991) from traditional gradient optimization algorithm.

POGD uses the particle swarm optimization to optimize the weights of the convolutional neural. Weights have different values and significance in the neural network(Haykin, 2009). There include the expected weights in the initialization phase, the neuron weights that used for learning in each layer, the feature value of the classifier in fully connection layers(Haykin, 2009).

Through the backpropagation principle, to reduce the error between expected value and learned value can speed up the convergence(Lippmann, 1994). The research of iteration is to better update the expect value. Therefore, if there can successfully get more effective initialized weights, it should be possible to speed up the acquisition efficiency of feature weights. In this condition, the structure of the neural network will be simpler(Smith and Topin, 2016), thereby achieving structural progress.

From the existing research, the particle swarm optimization is preferred to add in the backpropagation(Sinha et al., 2018; Yamasaki et al., 2017).The particle swarm optimization can be used for the discontinuous nonlinear problems in neural networks(Kennedy and Eberhart, 1995). For POGD, it introduce the particle swarm optimization concept into the traditional gradient descent optimization, it is successfully combined the non-linear advantage from PSO and the linear advantage from gradient descent together.

4 Algorithm Description

4.1 Algorithm Equations

$$g_t = \nabla_{\theta_t} E(\theta_t) \quad (17)$$

$$a_t = a_{t-1} + g_t * g_t \quad (18)$$

$$gb_t = \frac{g_t}{\sqrt{a_t} + \epsilon} \quad (19)$$

$$v_t = \omega m_{t-1} + c_1 r_1 (gb_{t-1} - g_t) + c_2 r_2 (pb_{t-1} - g_t) \quad (20)$$

$$m_t = -v_t \quad (21)$$

$$pb_t = g_t \quad (22)$$

$$\theta_t = \theta_{t-1} - \eta(g_t + v_t) \quad (23)$$

Particle Optimized Gradient Descent is the proposed gradient descent algorithm for stochastic optimization. Equation 17 to 23 are the equations to calculate each parameter in POGD. Equation 17 is a general gradient calculation. Equation 18 and 19 is similar to AdaGrad. There calculates the Hadamard product “ a_t ” of the derivative of the corresponding aim value first. Then there calculates the quotient between gradient and arithmetic square root of “ a_t ”, this result is set to the global best value “ gb_t ”.

Equation 20 shows the main moment vector update in POGD. This function has same formation about progressive PSO velocity equation. This equation has different interpretation in this algorithm. Equation 21 is used to turn “ v_t ” to opposite sign. Equation 22 shows particle best “ pb_t ” is equal to gradient in last time point. As Equation 20 shows the second moment vectors is updated by the “ m_{t-1} ”, “ gb_{t-1} ” and “ pb_{t-1} ” Finally, Equation 23 shows the aim value is iterated by reduce the sum of current gradient and “ v_t ”.

The coefficients for the above equation in current setting are “ ϵ ” = 10^{-8} , “ ω ” = 0.9, “ c_1 ” = 2, “ c_2 ” = 1, “ η ” is the learning rate, “ r_1 ” and “ r_2 ” are random numbers with domain [0, 1]. According to the experiments, POGD algorithm supports the adaptive learning rate adjustment of the algorithm itself.

4.2 Algorithm Updating

Algorithm 1 Particle Optimized Gradient Descent

Require: η : Step size

Require: $f(\theta)$: Stochastic objective function with parameters θ

Require: θ_0 : Initial parameter vector

$a_0 \leftarrow 0$ (Initialize 1st moment vector)

$v_0 \leftarrow 0$ (Initialize 2nd moment vector)

$m_0 \leftarrow 0$ (Initialize 3rd moment vector)

$gb_0 \leftarrow 0$ (Initialize 4th moment vector)

$pb_0 \leftarrow 0$ (Initialize 5th moment vector)

while θ_t not converged **do**

$g_t \leftarrow \nabla_{\theta_t} E(\theta_t)$ (Get gradient w.r.t. stochastic objective at timestep t)

$a_t \leftarrow a_{t-1} + g_t * g_t$ (Update biased first moment estimate)

$gb_t \leftarrow \frac{g_t}{\sqrt{a_t + \epsilon}}$ (Update global best value)

$v_t \leftarrow \omega m_{t-1} + c_1 r_1 (gb_{t-1} - g_t) + c_2 r_2 (pb_{t-1} - g_t)$ (Update biased second moment vector estimate)

$m_t \leftarrow -v_t$ (Update the second moment vector to opposite sign)

$pb_t \leftarrow g_t$ (Update particle best value)

$\theta_t \leftarrow \theta_{t-1} - \frac{\eta * m_t}{\sqrt{v_t + \epsilon}}$

end while

return θ_t (Resulting parameters)

Above workflow shows the processing of the POGD. During the whole processing, it needs to use the parameters under correct time “t” according to the formular and the setting of each coefficient.

The original velocity equation in the particle swarm optimization ingeniously uses the local and global optimum to update particle velocities in non-linear function. This is feature that need to add into the gradient descent. Although gradient descent is linear problem, adding in the stochastic factors can make the ability for convergence jump out of the local minimum become stronger. As same as the particle swarm optimization, particle best position and global best position are the important parameters in this algorithm. However, this project integrates some concept from particle swarm optimization into the gradient descent, the traditional method of acquiring best location from iteration of expected function is abandoned. Therefore, fitness value(Chow et al., 2004) is updated by follow the equations rather than the traditional value comparison.

The important value “v” of this algorithm is used to increase the bias value to the gradient under “t” iteration to achieve the gradient descent. From the particle swarm optimization equations, the three parts to sum up as “v” are the historical “v” value; the calculation of the recorded global best “x” position and the current “x” value; the calculation of the recorded local best “x” position and the current “x” value. In this project’s integrate concept algorithm, these three parts are still retained. However, the update of the two best position value needs to be completed without using objective function in gradient descent. Through research, the current global best position “gb” is obtained by calculating the

gradient coefficient of the iterative equation from AdaGrad method. The current local best position “pb” is equal to the gradient on last time point. There need to notice the historical value of “v” in this algorithm need to take the negative value of the previous time point. Therefore, for certain time “t”, historical value “m_t” has the opposite sign with “v_t”. In practice, there find it is easy for “v” to iterate uncontrollably in the direction of a certain extreme value when “v” is completely dependent on the positive superposition. To solve uncontrolled problem, -1 is used to multiply with “v_t” and get an opposite sign value “m_t”. Through this way, “v” can be updated in both positive and negative direction, rather than in one direction for the entire iteration. In the process of research, it has found that if “v” is allowed to be updated only in a single direction, it is easy to cause the neural network cannot converge or loss value grows uncontrollably to “nan”. “ω” is the coefficient of “m”, it is used to control the effect of “m” from the last time on the current update. Generally, it is necessary to ensure that “m” can have sufficient influence on the current update. At the same time, with the overall iteration, the relevant parameters which are affecting aim value need to be reduced to update themselves to help the model achieves convergence. Therefore, in this project, “ω” is set as constant 0.9.

In this algorithm, the objective function and swarm particle calculation in particle swarm optimization are replaced by directly predict through existing values. The expect value from last time point minus current time point gives a bias about the best solution to “v”. The previous time gradient minus current time point gives the bias to prevent excessive update. Through the research study of the algorithm, the global best bias is a method for the main iteration of “v” value. The calculation of this bias causes the algorithm to demonstrate an ability to accelerate the weight convergence, but the non-controlling results of extreme value and single direction value can cause the convergence iterates in the opposite side fast. Therefore, in addition to the negative direction value “m” is used in “v” updating, local best is also used to adjust the global best parameter. The calculation of local best value assumes that the previous position is the best value. Both “m” value and “pb” value is able to prevent excessive updating, but the calculation of “pd” makes updating of “v” has better local optimizing ability. Also, adjusting on “pb” is easier than on “m.”

According to the Equation 16, without considering the new method of assignment for each key parameter, the main adjustments will focus on each coefficient. In this project, “ω”, “c₁” and “c₂” are the constants that obtained by research on the corresponding values of the original particle swarm optimization equation. The coefficient “ω” of last state value has introduced in the above content. This coefficient generally assigns between 0 to 1. A larger value can emphasize the effect of the previous moment on the current update. Comparing with the global best calculation method, the subtraction of local best is larger than the global best. Therefore, to make the important global optimization has more important effect in the iteration, smaller coefficient is set for local best calculation. In the new algorithm proposed in this project, global best coefficient “c₁” is equals to 2, local best coefficient “c₂” is equals to 1. Small local best coefficient will lead to a decrease in the overall resistance to extreme values, large local best coefficient will cause iteration becomes prone to get stuck in local minimum. For the global best coefficient, larger value will emphasize global effect, but it needs to pay attention to if convergence is normal.

4.3 Algorithm Features

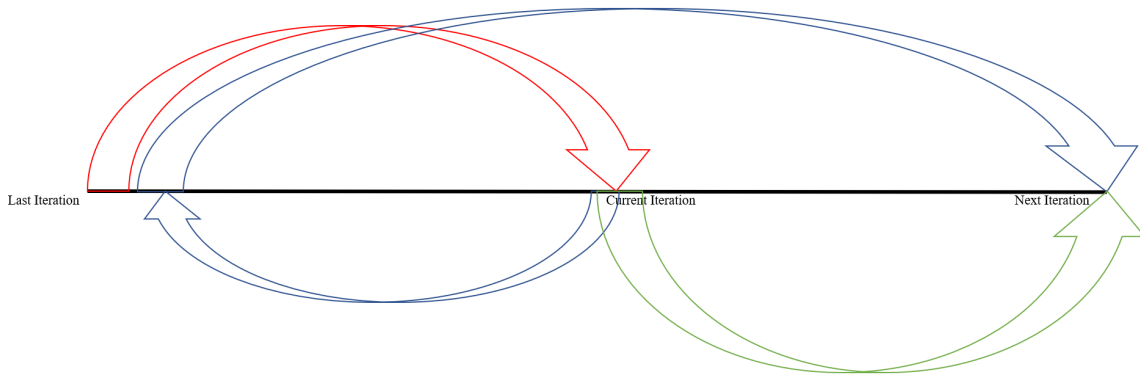


Figure 1: POGD Iteration Concept

When calculating the current state, POGD allows controllable return to the vicinity of the origin for iterative calculation. The key point is the reason about current “v” need minus the value from last iteration. Figure 1 shows the iteration concept of POGD. Blue arrows stand for the POGD iteration process. From the role of the process of velocity variable “v” in PSO position iteration formula, the velocity “v” is closer to the physical displacement concept in its mathematics

expression. Assumption from this point, POGD makes the previous location becomes a part of basis to predict the next location. Owing to the gradient decent is essentially a linear problem, it has been found the accumulating displacement can easily make iteration loss convergence. POGD jump away from the current position and returns to the previous state, then combine the current iteration data to realize a good prediction of next position. By increase the value of “ ω ”, the previous position has a greater effect on the current speed. When “ ω ” is too small, the iteration of velocity value is easy to be affected by large step and cannot converge. This processing makes the result use initial value as the core but can be optimized by the historical gradient iteration.

The POGD velocity iteration seems like a kind of assumption about PSO when there is only one particle during the calculation. AdaGrad gradient iteration is used as a purposed function for global best value. Owing to there is only one particle in each iteration, so there uses the last gradient as the local best value. This is the main feature of this algorithm which is by using the optimal ability of PSO to improve gradient descent.

In traditional gradient descent, each iteration calculates from the previous result, it with poor global optimization ability and easy to get into a local minimum. POGD is affected by earlier information and integrate the PSO velocity iteration, it is also affected by the prediction of the gradient from current time and the gradient from previous time. Therefore, it has better global optimization ability.

5 Experiments

There set up two datasets with CNN image classification experiments. These two experiments show the features of POGD about convergence speed, adaptive learning ability and ability to prevent the local minimum.

5.1 First Experiment: Mnist

The first experiment uses the MNIST datasets and trained by a convolutional neural network model on NumPy. It is a handwritten digit recognition data base and has 60000 samples. It includes the handwritten images for Arabic numerals 0 to 9. These data are black-and-white images, so it only has single colour channel(Nielsen, 2015). Therefore, for the primary model condition, the stride of the convolution processing and the maximum pooling processing in channel length is 1. Each of the image with 28×28 pixels size(Radford et al., 2015). The classifier is set on the 864 dimension image vectors. There uses mini-batch size of 64 and each of epoch has 936 steps. There are 20 epochs for each of the method and compares the results. 50% dropout noise is applied to the neural network.

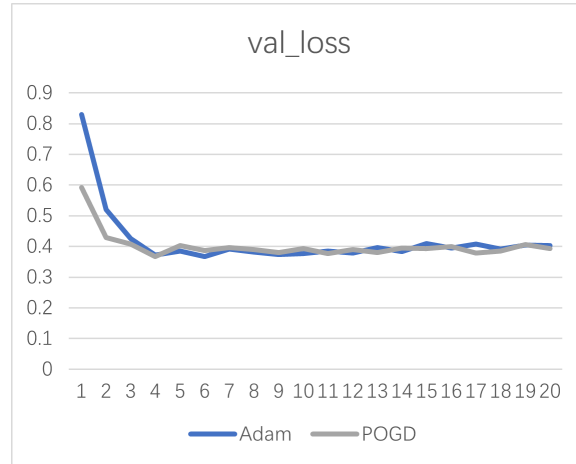


Figure 2: Validation Loss Curve for Mnist Dataset

Figure 2 shows both algorithms in the Mnist dataset’s validation loss together without the first epoch. Figure 3 shows both algorithms in the Mnist dataset’s validation accuracy together without the first epoch. Through the comparison, POGD has obvious smaller validation loss, and it is the fastest loss convergence speed for Mnist dataset. From Appendices, Figure 6, 7 shows each iteration training loss changing for three models in first experiment. From the iteration changing curves, convergence of POGD algorithm is around 300 iterations faster than Adam. Therefore, in the beginning few epochs, POGD has better result. In the first experiment, the learning rate is reduced by the increases of epoch to help each algorithm can have better converge. POGD has better performance than Adam, it uses less iteration to achieve training and has better result.

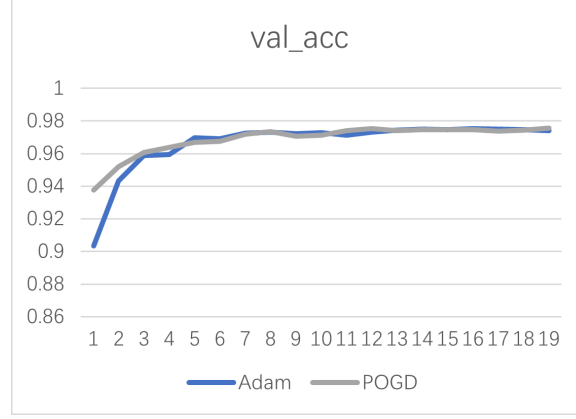


Figure 3: Validation Accuracy Curve for Mnist Dataset

From the validation loss results for Adam, the first epoch result is 0.83, it achieves 0.42 on the third epoch. From the validation loss results for POGD, the first epoch result is 0.59, it achieves 0.40 on the third epoch. To calculate the average value in the steady state, both of them is around 0.39. The validation accuracy curve can also find POGD rise faster. Therefore, in the same conditions, POGD has faster learning speed than Adam.

5.2 Second Experiment: Cifar-10

The second experiment uses the Cifar10 datasets and trained by a convolutional neural network model on Keras(Ketkar, 2017). It is a data base includes 60000 tiny colour images. It sets up 6000 examples in each of 10 classes. These data are colourful images, so it has three colour channels(Wang et al., 2016). For the primary model condition, the stride of the convolution processing and the maximum pooling processing in channel length is 3. Each of the image with 32×32 pixels size(Krizhevsky and Hinton, 2010). The last fully connection layer has 5130 parameters then classifies into 10 categories. There uses minibatch size of 32 and each of epoch has 50000 steps. There are 50 epochs for each of the method and compares the results. 50% dropout noise is applied to the neural network. The learning rate is set as a constant 0.01 in the training model, but as the adaptive algorithm, POGD uses the same adaptive learning rate descent formula as Adam. This experiment is also used to test the adaptive learning rate of POGD. Batch normalization is used in the hidden layer to process the result from affine transformation and use the standardized results to train neural network parameters(Ioffe and Szegedy, 2015). It uses the normalization process, the neuron weight of each hidden layer falls into the sensitive region of the activation function and avoids the vanishing gradient(Kuo et al., 2016).

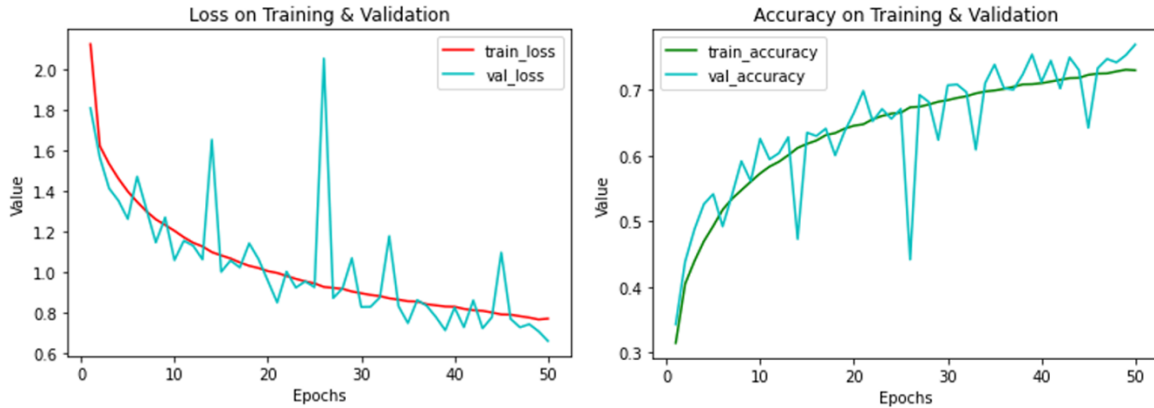


Figure 4: POGD Curves for Cifar10 Dataset

From the training set results of POGD model, the loss is 2.1262 for the first epoch and 0.7688 for the fiftieth epoch. The accuracy is 0.3148 on the first epoch and 0.7302 on the fiftieth epoch. From the validation set results, the loss is 1.8094 for the first epoch and 0.6583 on the fiftieth epoch. The accuracy is 0.3431 on the first epoch and 0.7695 on the fiftieth epoch.

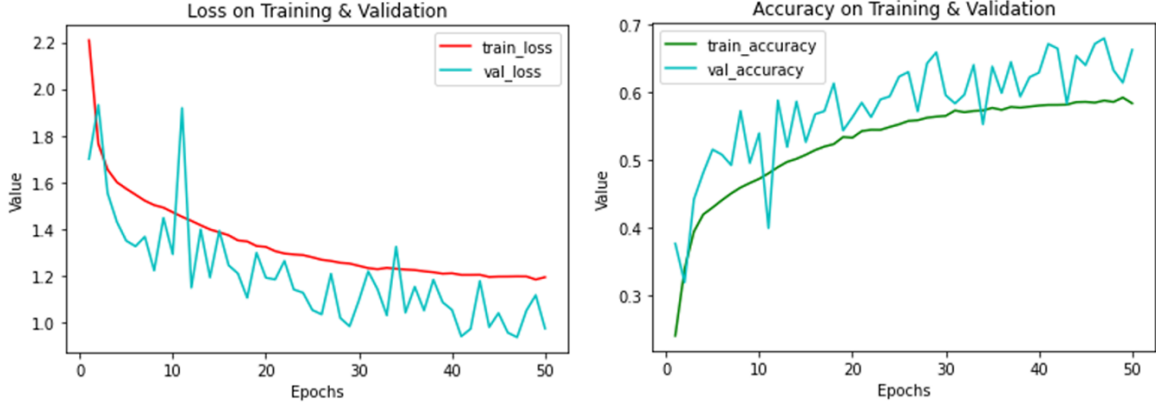


Figure 5: Adam Curves for Cifar10 Dataset

From the training set results of Adam model, the loss is 2.2084 for the first epoch and 1.1941 for the fiftieth epoch. The accuracy is 0.2406 for the first epoch and 0.5836 for the fiftieth epoch. From the validation set results, the loss is 1.7005 for the first epoch and 0.9746 on the fiftieth epoch. The accuracy is 0.3766 for the first epoch and 0.6624 for the fiftieth epoch.

From the result, POGD is significantly improved compared to Adam training. Contrast two algorithm training set results, the loss difference for the first epoch is 0.0822 but the difference for the fiftieth epoch is 0.4253. The accuracy difference for the first epoch is 0.0742 and for the fiftieth epoch is 0.1466. Due to the large learning rate used to maintain fairness, POGD has fluctuation in few epochs on the validation set. However, by the increase of epoch, this fluctuation is significantly reduced and becomes more stabilize.

In this experiment, Adam is convergence on the training set around 0.6, this also limits its performance on the validation set. Therefore, in the second experiment, Adam encountered a local minimum, which make it difficult for the model to continue learning. Under the same conditions, POGD can still show the trend of continuing learning and have better results.

6 Conclusion

Particle Optimized Gradient Descent is a new algorithm that integrates PSO and Adagrad gradient descent. It is achieved by proposing bold assumptions about the original principles and making adjustments based on the actual condition. Its position iteration is affected by the original position, acceleration and the position of the previous time. The velocity expectation starts from the retrospective value and predicted by global prediction and previous gradient.

From the experience, POGD has fast value update speed, therefore it has good convergence speed. However, there need to adjust parameter carefully in each application to prevent over-learning or extreme weight changes. POGD decreases loss during training and also has adaptive learning ability. When the learning rate is set as a constant, the actual learning rate will gradually decrease with the iteration of POGD. The concept from PSO enables POGD to have good global optimization capability and better prevent from the local minimum.

To sum up, for the convolutional neural networks in image classification, when it is encountering slow convergence speed, global optimization of training and local minimum, POGD will be a good choice for the further experiments.

References

- Simon Haykin. *Neural networks and learning machines*, 3/E. Pearson Education India, 2009.
- Gao Huang, Zhuang Liu, Laurens Van Der Maaten, and Kilian Q Weinberger. Densely connected convolutional networks. In *Proceedings of the IEEE conference on computer vision and pattern recognition*, pages 4700–4708, 2017.
- Leslie N Smith and Nicholay Topin. Deep convolutional neural network design patterns. *arXiv preprint arXiv:1611.00847*, 2016.
- Léon Bottou et al. Stochastic gradient learning in neural networks. *Proceedings of Neuro-Nimes*, 91(8):12, 1991.

- Yann LeCun, Koray Kavukcuoglu, and Cl  ment Farabet. Convolutional networks and applications in vision. In *Proceedings of 2010 IEEE international symposium on circuits and systems*, pages 253–256. IEEE, 2010.
- Yann LeCun, L  on Bottou, Yoshua Bengio, and Patrick Haffner. Gradient-based learning applied to document recognition. *Proceedings of the IEEE*, 86(11):2278–2324, 1998.
- Warren S McCulloch and Walter Pitts. A logical calculus of the ideas immanent in nervous activity. *The bulletin of mathematical biophysics*, 5(4):115–133, 1943.
- Alex Krizhevsky, Ilya Sutskever, and Geoffrey E Hinton. Imagenet classification with deep convolutional neural networks. *Communications of the ACM*, 60(6):84–90, 2017.
- Chien-Hao Kuo, Yang-Ho Chou, and Pao-Chi Chang. Using deep convolutional neural networks for image retrieval. *Electronic Imaging*, 2016(2):1–6, 2016.
- Christian Darken and John Moody. Towards faster stochastic gradient search. *Advances in neural information processing systems*, 4, 1991.
- Agnes Lydia and Sagayaraj Francis. Adagrad—an optimizer for stochastic gradient descent. *Int. J. Inf. Comput. Sci*, 6(5):566–568, 2019.
- John Duchi, Elad Hazan, and Yoram Singer. Adaptive subgradient methods for online learning and stochastic optimization. *Journal of machine learning research*, 12(7), 2011.
- James Kennedy and Russell Eberhart. Particle swarm optimization. In *Proceedings of ICNN’95-international conference on neural networks*, volume 4, pages 1942–1948. IEEE, 1995.
- Sebastian Ruder. An overview of gradient descent optimization algorithms. *arXiv preprint arXiv:1609.04747*, 2016.
- Ning Qian. On the momentum term in gradient descent learning algorithms. *Neural networks*, 12(1):145–151, 1999.
- Diederik P Kingma and Jimmy Ba. Adam: A method for stochastic optimization. *arXiv preprint arXiv:1412.6980*, 2014.
- Yuhui Shi and Russell Eberhart. A modified particle swarm optimizer. In *1998 IEEE international conference on evolutionary computation proceedings. IEEE world congress on computational intelligence (Cat. No. 98TH8360)*, pages 69–73. IEEE, 1998.
- Gerhard Venter and Jaroslaw Sobieszcanski-Sobieski. Particle swarm optimization. *AIAA journal*, 41(8):1583–1589, 2003.
- Richard Lippmann. Book review: "neural networks, a comprehensive foundation", by simon haykin. *International Journal of Neural Systems*, 5(04):363–364, 1994.
- Toshi Sinha, Ali Haidar, and Brijesh Verma. Particle swarm optimization based approach for finding optimal values of convolutional neural network parameters. In *2018 IEEE congress on evolutionary computation (CEC)*, pages 1–6. IEEE, 2018.
- Toshihiko Yamasaki, Takuto Honma, and Kiyoharu Aizawa. Efficient optimization of convolutional neural networks using particle swarm optimization. In *2017 IEEE third international conference on multimedia big data (BigMM)*, pages 70–73. IEEE, 2017.
- Chi Kin Chow, Hung Tat Tsui, and Tong Lee. Surface registration using a dynamic genetic algorithm. *Pattern recognition*, 37(1):105–117, 2004.
- Michael A Nielsen. *Neural networks and deep learning*, volume 25. Determination press San Francisco, CA, USA, 2015.
- Alec Radford, Luke Metz, and Soumith Chintala. Unsupervised representation learning with deep convolutional generative adversarial networks. *arXiv preprint arXiv:1511.06434*, 2015.
- Nikhil Ketkar. Introduction to keras. In *Deep learning with Python*, pages 97–111. Springer, 2017.
- Jiang Wang, Yi Yang, Junhua Mao, Zhiheng Huang, Chang Huang, and Wei Xu. Cnn-rnn: A unified framework for multi-label image classification. In *Proceedings of the IEEE conference on computer vision and pattern recognition*, pages 2285–2294, 2016.
- Alex Krizhevsky and Geoff Hinton. Convolutional deep belief networks on cifar-10. *Unpublished manuscript*, 40(7): 1–9, 2010.
- Sergey Ioffe and Christian Szegedy. Batch normalization: Accelerating deep network training by reducing internal covariate shift. In *International conference on machine learning*, pages 448–456. PMLR, 2015.

A Appendix Figures

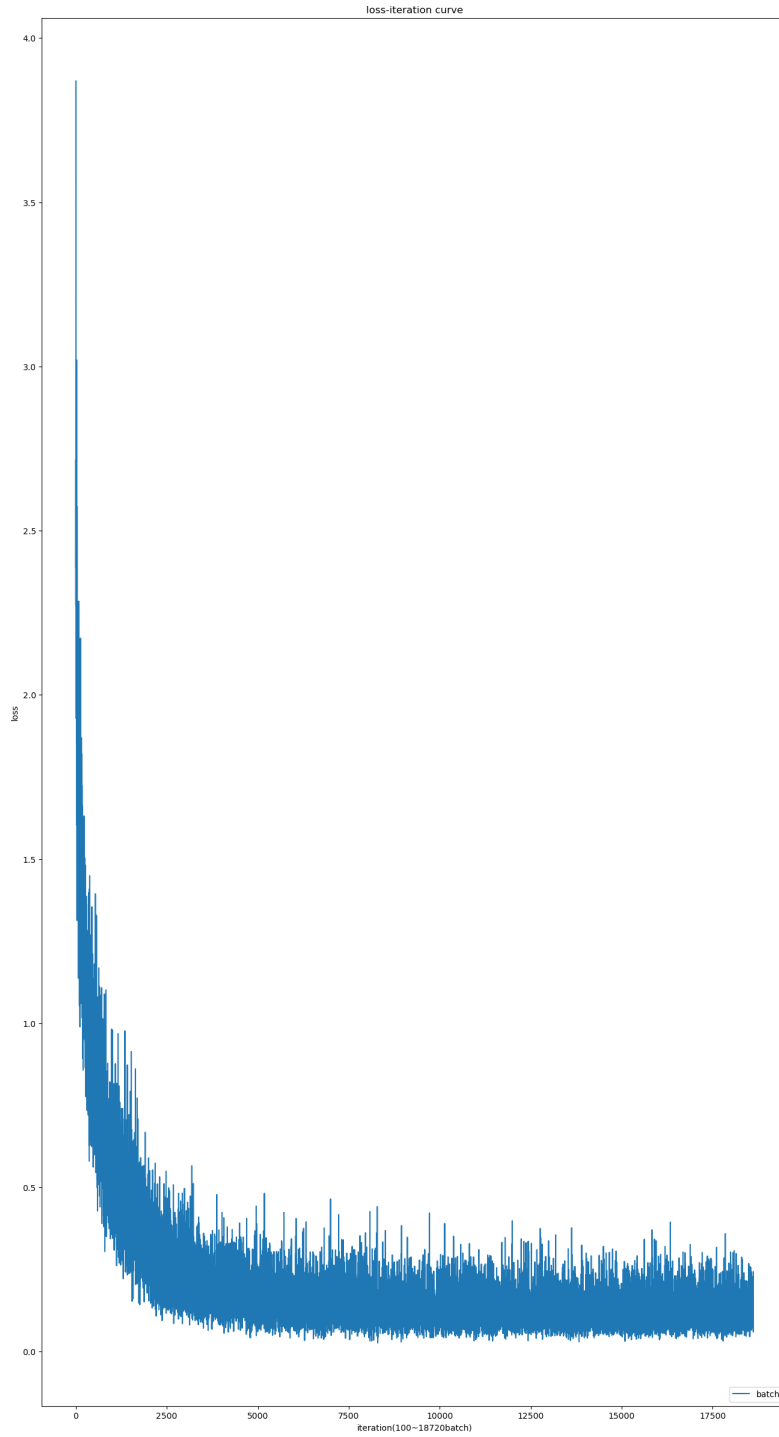


Figure 6: POGD Loss Iteration on Mnist Dataset

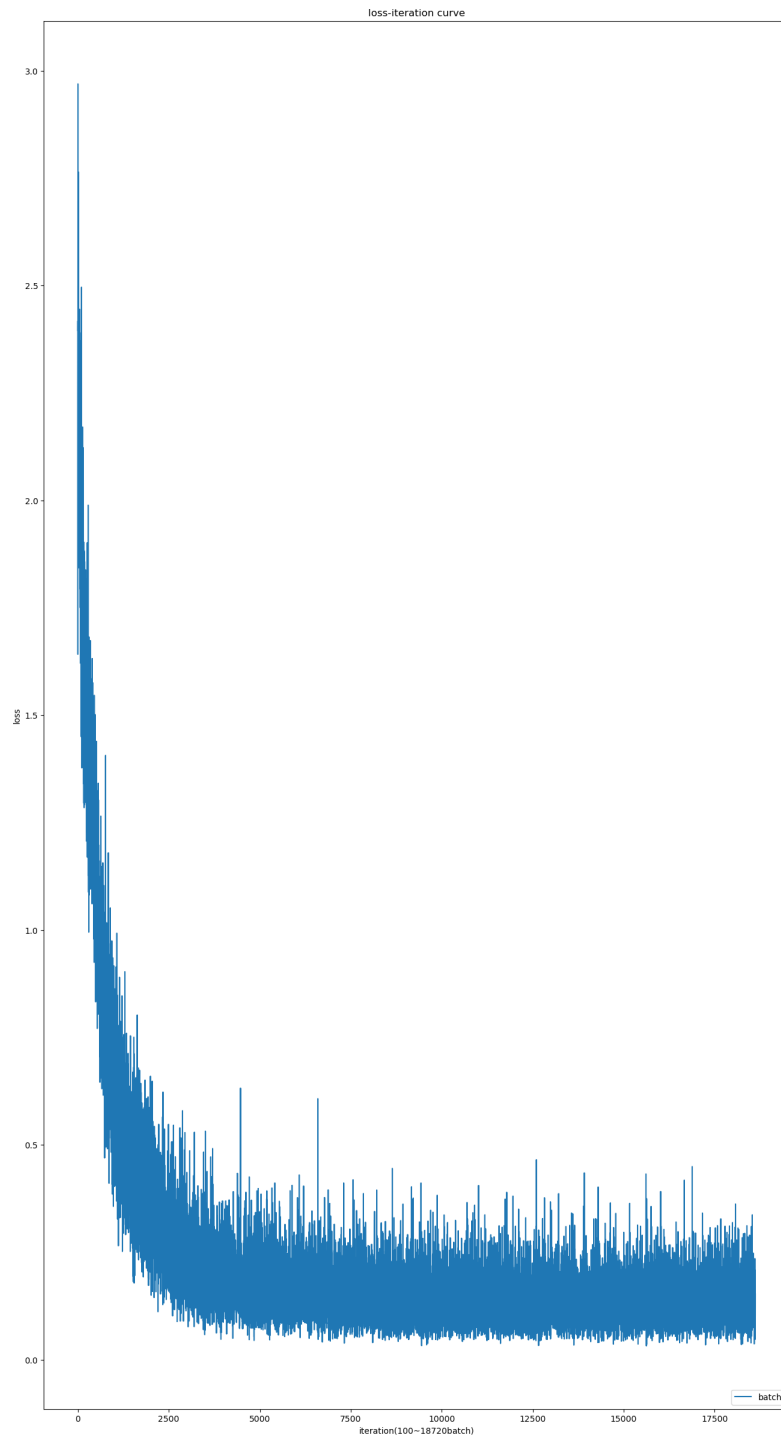


Figure 7: Adam Loss Iteration on Mnist Dataset