

# A randomized Multi-index sequential Monte Carlo method

BY SIMON L. COTTER, KODY J. H. LAW, XINZHU LIANG, SHANGDA YANG

School of Mathematics, University of Manchester, Manchester, M13 9PL, UK. E-Mail:

*simon.cotter@manchester.ac.uk, kody.law@manchester.ac.uk,*

*xinzhu.liang@postgrad.manchester.ac.uk, shangda.yang@manchester.ac.uk*

## Abstract

We consider the problem of estimating expectations with respect to a target distribution with an unknown normalizing constant, and where even the unnormalized target needs to be approximated at finite resolution. Under such an assumption, this work builds upon a recently introduced multi-index Sequential Monte Carlo (SMC) ratio estimator, which provably enjoys the complexity improvements of multi-index Monte Carlo (MIMC) and the efficiency of SMC for inference. The present work leverages a randomization strategy to remove bias entirely, which simplifies estimation substantially, particularly in the MIMC context, where the choice of index set is otherwise important. Under reasonable assumptions, the proposed method provably achieves the same canonical complexity of  $\text{MSE}^{-1}$  as the original method, but without discretization bias. It is illustrated on examples of Bayesian inverse problems. **Keywords:** Bayesian Inverse Problems, Sequential Monte Carlo, Multi-Index Monte Carlo

## 1 Introduction

We consider the computational approach to Bayesian inverse problems [46], which has attracted a lot of attention in recent years. One typically requires the expectation of a quantity of interest  $\varphi(x)$ , where unknown parameter  $x \in \mathbf{X} \in \mathbb{R}^d$  has posterior probability distribution  $\pi(x)$ , as given by Bayes' theorem. Assuming the target distribution cannot be computed analytically, we instead compute the expectation as

$$\int_{\mathbf{X}} \varphi(x) \pi(dx) = \frac{1}{Z} \int_{\mathbf{X}} \varphi(x) f(x) \pi_0(dx), \quad (1)$$

where  $Z = \int_{\mathbf{X}} f(x) \pi_0(dx)$ ,  $f$  is prescribed up to a normalizing constant,  $\pi_0$  is the prior and  $\pi(x) \propto f(x) \pi_0(x)$ . Markov chain Monte Carlo [17, 44, 2, 8] and sequential Monte Carlo [7, 11] are two methodologies which can be used to achieve this. In this paper, we use the degenerate notations  $d\pi(x) = \pi(dx) = \pi(x)dx$  to mean the same thing, i.e. the probability under  $\pi$  of an infinitesimal volume element  $dx$  (Lebesgue measure by default) centered at  $x$ .

Standard Monte Carlo methods can be costly, particularly in the case where the problem involves approximation of an underlying continuum domain, a problem setting which is becoming progressively more prevalent over time [47, 8, 46, 31, 51, 38]. The multilevel Monte Carlo method was developed to reduce the computational cost in this setting, by performing most simulations with low accuracy and low cost [18], and successively refining the approximation with corrections that use fewer simulations with higher cost but lower variance. The MLMC approach has attracted a lot of interest from those working on inference problems recently, such as MLMCMC [14, 24] and MLSMC [3, 4, 36]. The related *multi-fidelity* Monte Carlo

methods often focus on the case where the models lack structure and quantifiable convergence behaviour [39, 5], which is very common across science and engineering applications. It is worthwhile to note that MLMC methods can be implemented on the same class of problems, and *do not require structure or a priori convergence estimates in order to be implemented*. However, convergence rates provide a convenient mechanism to deliver quantifiable theoretical results. This is the case for both multilevel and multi-fidelity approaches.

Recently, an extension of the MLMC method has been established called multi-index Monte Carlo (MIMC) [21]. Instead of using first-order differences, MIMC uses high-order mixed differences to reduce the variance of the hierarchical differences dramatically. MIMC has first been considered to apply to the inference context in [9, 27, 29]. The state-of-the-art research of MIMC in inference is presented in [32], in which the MISMC ratio estimator for posterior inference is given, and the theoretical convergence rate of this estimator is guaranteed. Although a canonical complexity of  $\text{MSE}^{-1}$  for the MISMC ratio estimator can be achieved, it is still suffers from discretization bias. This bias constrains the choice of index set and estimators of the bias often suffer from high variance, which means implementation can be cumbersome for challenging problems where the method is expected to be particularly advantageous otherwise.

Debiasing techniques were first introduced in [41, 42, 34, 45], with many more works using or developing it further [1, 19, 25, 33, 53]. These debiasing techniques are based on a similar idea as MLMC, but in addition to reducing the estimator variance, the former focus on building unbiased estimators. The connection between the debiasing technique and the MLMC method has been pointed out by [12, 18, 42]. [52] has further clarified the connection within a general framework for unbiased estimators. The first work to combine the debiasing technique and MLMC in the context of inference is [6]. A recent breakthrough involves using double randomization strategies to remove the bias of the increment estimator [23, 28, 30].

The starting point of our current work is the MISMC ratio estimator introduced in [32]. Our new *randomized MISMC (rMISMC) ratio estimator* will be reformulated in the framework of [42] to remove discretization bias entirely. Like the MISMC ratio estimator, our estimator provably enjoys the complexity improvements of multi-index Monte Carlo (MIMC) and the efficiency of SMC for inference. Theoretical results will be given to show that it achieves the canonical complexity of  $\text{MSE}^{-1}$  under appropriate assumptions, but without the discretization bias and consequent index set selection requirement.

The outline of this paper is organized as follows. In Section 2, we present the motivating problems considered in the following numerical experiments. In Section 3, the original MISMC ratio estimator is reviewed for convenience, and the rMISMC ratio estimator and its theoretical results are stated. In Section 4, we apply MISMC and rMISMC methods on Bayesian inverse problems for elliptic PDEs and log Gaussian process models.

## 2 Motivating problems

Here, we introduce the Bayesian inference for a D-dimensional elliptic partial differential equation and two statistical models, the log Gaussian Cox model and the log Gaussian process model. We will apply the methods that we present in Section 3 to these motivating problems in order to show their efficacy.

## 2.1 Elliptic partial differential equation

We consider a D-dimensional elliptic partial differential equation defined over a domain  $\Omega \in \mathbb{R}^D$  with boundary  $\partial\Omega \in C^0$ . Given a function  $\mathbf{f} : \Omega \rightarrow \mathbb{R}$ , the partial differential equation of  $u(x) : \Omega \rightarrow \mathbb{R}$  is given by

$$\begin{aligned} -\nabla \cdot (a(x)\nabla u(x)) &= \mathbf{f}, \quad \text{on } \Omega, \\ u &= 0, \quad \text{on } \partial\Omega \end{aligned} \quad (2)$$

where  $a(x)$  is the coefficient function depending on a random variable  $x \sim \pi$ . The dependence of the solution  $u(x)$  of (2) on  $x$  is raised from the dependence of  $a(x)$  on  $x$ .

In particular, we assume the prior distribution in the numerical experiment as

$$x \sim U[-1, 1]^d =: \pi_0 \quad (3)$$

and  $a(x)$  as

$$a(x)(z) = a_0 + \sum_{i=1}^d x_i \psi_i(z), \quad (4)$$

where  $\psi_i$  are smooth functions with  $\|\psi_i\|_\infty \leq 1$  for  $i = 1, \dots, d$ , and  $a_0 > \sum_{i=1}^d x_i$ .

### 2.1.1 Finite element method

Consider 1D piecewise linear nodal basis functions  $\phi_j^K$  for meshes  $\{z_i^K = i/(K+1)\}_{i=1}^{K+1}$ ,  $j = 1, 2, \dots, K$ , which is defined as

$$\phi_j^K(z) = \begin{cases} \frac{z - z_{j-1}^K}{z_j^K - z_{j-1}^K}, & z \in [z_{j-1}^K, z_j^K] \\ 1 - \frac{z - z_{j-1}^K}{z_{j+1}^K - z_j^K}, & z \in [z_j^K, z_{j+1}^K] \\ 0, & \text{otherwise.} \end{cases} \quad (5)$$

For an index  $\alpha = (\alpha_1, \alpha_2)$ , we can form the tensor product grid over  $\Omega = [0, 1]^2$  as

$$\{(z_{i_1}^{K_{1,\alpha}}, z_{i_2}^{K_{2,\alpha}})\}_{i_1=0, i_2=0}^{K_{1,\alpha}+1, K_{2,\alpha}+1}, \quad (6)$$

where  $K_{1,\alpha} = h^{-\alpha_1}$  and  $K_{2,\alpha} = h^{-\alpha_2}$  and the mesh size in each direction is  $K_{1,\alpha}^{-1}$  and  $K_{2,\alpha}^{-1}$ , respectively, where  $h$  is a user-specified unit discretization parameter. Then the bilinear basis function is constructed by the product of nodal basis functions in two directions:

$$\phi_i^\alpha(z) = \phi_{i_1, i_2}^\alpha(z_1, z_2) = \phi_{i_1}^{K_{1,\alpha}}(z_1) \phi_{i_2}^{K_{2,\alpha}}(z_2), \quad (7)$$

where  $i = i_1 + K_{a,\alpha} i_2$  for  $i_1 = 1, \dots, K_{a,\alpha}$  and  $i_2 = 1, \dots, K_{2,\alpha}$ .

A Galerkin approximation can be written as

$$u_\alpha(x)(z) = \sum_{i=1}^{K_\alpha} u_\alpha^i(x)(z) \phi_i^\alpha(z), \quad (8)$$

where  $u_\alpha^i$  for  $i = 1, \dots, K_\alpha$  are approximate values of the solution  $u(x)$  at mesh points that we want to obtain. Using Galerkin approximation to solve the weak solution of PDE (2), we can derive a corresponding Galerkin system:

$$\mathbf{A}_\alpha(x) \mathbf{u}_\alpha(x) = \mathbf{f}_\alpha, \quad (9)$$

where  $\mathbf{A}_\alpha(x)$  is the stiffness matrix whose components are given by

$$[\mathbf{A}_\alpha(x)]_{ij} := \int_{z_{1,j_1-1}}^{z_{1,j_1+1}} \int_{z_{2,j_2-1}}^{z_{2,j_2+1}} a(x)(z) \nabla \phi_i^\alpha(z) \cdot \nabla \phi_j^\alpha(z) dz, \quad (10)$$

for  $i = 1, \dots, K_{1,\alpha}$  and  $j = 1, \dots, K_{2,\alpha}$ ,  $\mathbf{u}_\alpha(x) = [u_\alpha^1(x)(z_1), \dots, u_\alpha^{K_\alpha}(x)(z_{K_\alpha})]^T$ , and  $[\mathbf{f}_\alpha]_i = \int_{z_{1,j_1-1}}^{z_{1,j_1+1}} \int_{z_{2,j_2-1}}^{z_{2,j_2+1}} \mathbf{f} \phi_i^\alpha dz$ . Note that we define  $j = j_1 + K_{1,\alpha} j_2$ , where  $j_1 = 1, \dots, K_{1,\alpha}$  and  $j_2 = 1, \dots, K_{2,\alpha}$ .

### 2.1.2 The Bayesian inverse problem

Under an elliptic partial differential equation model, we wish to infer the unknown parameter value  $x \in \mathbf{X} \subset \mathbb{R}^d$  given  $n$  evaluations of the solution  $y \in \mathbb{R}^n$  [46]. We aim to analyse the posterior distribution  $\mathbb{P}(x|y)$  with density  $\pi(x) = \pi(x|y)$ . In practice, one can only expect to evaluate a discretized version of  $x \in \mathbf{X}$ .  $\pi(dx)$  then can be obtained up to a constant of proportionality by applying Bayes' theorem:

$$\pi(dx) \propto L(x) \pi_0(dx), \quad (11)$$

where  $\pi_0(dx)$  is a density of the prior distribution and  $L(x)$  is the likelihood which is proportional to the probability density of the data  $y$  was created with a given value of the unknown parameter  $x$ .

Define the vector-valued function as follows

$$\mathcal{G}(u(x)) = [v_1(u(x)), \dots, v_n(u(x))]^T, \quad (12)$$

where  $n$  is the number of data,  $v_i \in L^2$  and  $v_i(u(x)) = \int v_i(z) u(x)(z) dz$  for  $i = 1, \dots, n$ . Then the data can be modelled as

$$y = \mathcal{G}(u(x)) + \nu, \quad \nu \sim \mathcal{N}(0, \Sigma), \quad (13)$$

where  $\mathcal{N}(0, \Sigma)$  denotes the Gaussian distribution with mean zero and variance-covariance matrix  $\Sigma$ . Then the likelihood of the evaluations  $y$  can be derived as

$$\pi(y|x) \propto L(x) := \exp \left( -\frac{1}{2} |y - \mathcal{G}(u(x))|_\Sigma^2 \right). \quad (14)$$

When the solution of the elliptic PDE can only be solved approximately, we denote the approximate solution at resolution multi-index  $\alpha$  as  $u_\alpha$  as described above and the approximate likelihood is given by

$$\pi_\alpha(y|x) \propto L_\alpha(x) := \exp \left( -\frac{1}{2} |y - \mathcal{G}(u_\alpha(x))|_\Sigma^2 \right), \quad (15)$$

and the posterior density is given by

$$\pi_\alpha(dx) \propto L_\alpha(x) \pi_0(dx). \quad (16)$$

## 2.2 Log Gaussian process models

Now, we consider the log Gaussian Cox model and the log Gaussian process model. A log Gaussian process (LGP)  $\Lambda(z)$  is given by

$$\Lambda(z) = \exp\{x(z)\}, \quad (17)$$

where  $x = \{x(z) : z \in \Omega \subset \mathbb{R}^D\}$  is a real-valued Gaussian process [40, 46]. The log Gaussian process model provides a flexible approach to non-parametric density modelling with controllable smoothness properties. However, inference for the LGP is intractable. The LGP model for density estimation [50] assumes data  $z_i \sim p$ , where  $p(z) = \Lambda(z) / \int_{\Omega} \Lambda(z) dz$ . As such, the likelihood of  $x$  associated to observations  $Z = \{z_1, \dots, z_n\}$  is given by

$$L(x; Z) = \prod_{z \in Z} p(z) = \left( \int_{\Omega} \Lambda(z) dz \right)^{-n} \prod_{z \in Z} \Lambda(z). \quad (18)$$

The log Gaussian Cox (LGC) model assumes the observations are distributed according to a spatially inhomogeneous Poisson point process with intensity function given by  $\Lambda$ . The likelihood of observing  $Z = \{z_1, \dots, z_n\}$  under the LGC model is [35, 37, 32, 5]

$$\begin{aligned} L(x; Z) &= \exp \left\{ \int_{\Omega} (1 - \Lambda(z)) dz \right\} \prod_{z \in Z} \Lambda(z), \\ &= \exp \left\{ \int_{\Omega} (1 - \exp(x(z))) dz \right\} \prod_{z \in Z} \exp(x(z)). \end{aligned} \quad (19)$$

This construction has an elegant simplicity, which is flexible and convenient due to the underlying Gaussian process. Some example applications are presented in [13].

We consider a dataset comprised of the location of  $n = 126$  Scots pine saplings in a natural forest in Finland [35], denoted  $z_1, \dots, z_n \in [0, 1]^2$ . This is modeled with both LGC, following [22], and LGP, following [50]. The prior is defined in terms of a KL-expansion as follows, for  $z \in [0, 2]^2$ ,

$$x(z) = \theta_1 + \sum_{k \in \mathbb{Z} \times \mathbb{Z}_+ \cup \mathbb{Z}_+ \times 0} \zeta_k(\theta) (\xi_k \phi_k(z) + \xi_k^* \phi_{-k}(z)), \quad \xi_k \sim \mathcal{CN}(0, 1) \text{ i.i.d.}, \quad (20)$$

where  $\mathcal{CN}(0, 1)$  denotes a standard complex normal distribution,  $\xi_k^*$  is the complex conjugate of  $\xi_k$ ,  $\phi_k(z) \propto \exp[\pi i z \cdot k]$  are Fourier series basis functions (with  $i = \sqrt{-1}$ ) and

$$\zeta_k^2(\theta) = \theta_2 / ((\theta_3 + k_1^2)(\theta_3 + k_2^2))^{\frac{\beta+1}{2}}. \quad (21)$$

The coefficient  $\beta$  controls the smoothness. Note that the periodic prior measure is defined on  $[0, 2]^2$  so that no boundary conditions are imposed on the sub-domain  $[0, 1]^2$ . Then, the posterior distribution is given by

$$\pi(dx) \propto L(x) \pi_0(dx), \quad (22)$$

where  $\pi_0$  is constructed in (20) and  $L(x)$  is constructed in (19) (or (18)).

### 2.2.1 The finite approximation problem

One typically use a grid-based approximation to approximate the inferences in LGC [37, 13, 48, 5] and in LGP [43, 20, 49]. We approximate the likelihoods and priors of LGC and LGP by the fast Fourier transform (FFT) respectively, as described below. First, we truncate the KL-expansion of prior as follows

$$x_{\alpha}(z) = \theta_1 + \sum_{k \in \mathcal{A}_{\alpha}} \zeta_k(\theta) (\xi_k \phi_k(z) + \xi_k^* \phi_{-k}(z)), \quad \xi_k \sim \mathcal{CN}(0, 1) \text{ i.i.d.}, \quad (23)$$

where  $\mathcal{A}_\alpha := \{-2^{\alpha_1/2}, \dots, 2^{\alpha_1/2}\} \times \{1, \dots, 2^{\alpha_2/2}\} \cup \{1, \dots, 2^{\alpha_2/2}\} \times 0$ . The cost for approximating  $x_\alpha(z)$  over the grid is  $\mathcal{O}((\alpha_1 + \alpha_2)2^{\alpha_1 + \alpha_2})$ . The finite approximations of the likelihood of LGC and LGP are then defined by

$$\text{(LGC)} \quad L_\alpha(x_\alpha) := \exp \left[ \sum_{i=1}^n \hat{x}_\alpha(z_i) - Q(\exp(x_\alpha)) \right], \quad (24)$$

$$\text{(LGP)} \quad L_\alpha(x_\alpha) := \exp \left[ \sum_{i=1}^n \hat{x}_\alpha(z_i) - n \log Q(\exp(x_\alpha)) \right], \quad (25)$$

where  $\hat{x}_\alpha(z)$  is defined as an interpolant over the grid output from FFT and  $Q$  denotes a quadrature rule, such that.  $Q(\exp(x_\alpha)) \approx \int_{[0,1]^2} \exp(x(z)) dz$ . Then, the finite approximations of the posterior distribution of LGC and LGP are defined by

$$\pi_\alpha(dx_\alpha) \propto L_\alpha(x_\alpha) \pi_0(dx_\alpha) \quad (26)$$

The quantity of interest for these models will be  $\varphi(x) = \int_{[0,1]^2} \exp(x(z)) dz$ , and we will estimate its expectation  $\pi(\varphi) = \mathbb{E}(\varphi(x)|z_1, \dots, z_n)$ .

### 3 Randomized Multi-index sequential Monte Carlo

The original MISMC estimator has been considered in [9, 27, 29]. Convergence guarantees have been established in [32], which demonstrates the importance of selecting a reasonable index set, by comparing the results with the tensor product index set and the total degree index set. Then, a very interesting extension to multi-index sequential Monte Carlo is introduced, which is called randomized multi-index sequential Monte Carlo. The basic methodology of randomized multi-index Monte Carlo is first introduced in Rhee and Glynn [41, 42]. Instead of giving an index set in advance, we choose  $\alpha$  randomly from a distribution. Another advantage of this approach is that it can give an unbiased unnormalized estimator, which is discretization-free.

Define the target distribution as  $\pi(x) = f(x)/Z$ , where  $Z = \int f(x) dx$  and  $f(x) := L(x) \pi_0(x)$ . Given a quantity of interest  $\varphi : \mathbf{X} \rightarrow \mathbb{R}$ , for simplicity, we define

$$f(\varphi) := \int_{\mathbf{X}} \varphi(x) f(x) dx = f(1) \pi(\varphi), \quad (27)$$

in particular,  $f(1) = \int_{\mathbf{X}} f(x) dx = Z$ . Define their approximations at finite resolution  $\alpha \in \mathbb{Z}_+^D$  by  $\pi_\alpha(x) = f_\alpha(x)/Z_\alpha$ , where  $Z_\alpha = \int f_\alpha(x) dx$  and  $f_\alpha(x) := L_\alpha(x) \pi_0(x)$ , and  $\varphi_\alpha : \mathbf{X} \rightarrow \mathbb{R}$ .

Consider the ratio decomposition

$$\pi(\varphi) = \frac{f(\varphi)}{f(1)} = \frac{\sum_{\alpha \in \mathbb{Z}_+^D} \Delta(f_\alpha(\varphi_\alpha))}{\sum_{\alpha \in \mathbb{Z}_+^D} \Delta f_\alpha(1)}, \quad (28)$$

where  $\Delta$  is the first-order mixed difference operator  $\Delta = \otimes_{i=1}^D \Delta_i := \Delta_D \circ \dots \circ \Delta_1$ , which is defined recursively by the first-order difference operator  $\Delta_i$  along direction  $1 \leq i \leq D$ . If  $\alpha_i > 0$ ,  $\Delta_i \varphi_\alpha(x_\alpha) = \varphi_\alpha(x_\alpha) - \varphi_{\alpha - e_i}(x_\alpha)$  where  $e_i$  is the canonical vectors in  $\mathbb{R}^D$ , i.e.  $(e_i)_j = 1$  for  $j = i$  and 0 otherwise. If  $\alpha_i = 0$ ,  $\Delta_i \varphi_\alpha(x_\alpha) = \varphi_\alpha(x_\alpha)$ .

For convenience, we denote the vector of multi-indices

$$\boldsymbol{\alpha}(\alpha) := (\boldsymbol{\alpha}_1(\alpha), \dots, \boldsymbol{\alpha}_{2^D}(\alpha)) \in \mathbb{Z}_+^{D \times 2^D}, \quad (29)$$

where  $\alpha_1(\alpha) = \alpha$ ,  $\alpha_{2^D}(\alpha) = \alpha - \sum_{i=1}^D e_i$  and  $\alpha_i(\alpha)$  for  $1 < i < 2^D$  correspond to the intermediate multi-indices while computing the mixed difference operator  $\Delta$ .

Throughout this section  $C > 0$  is a constant whose value may change from line to line.

### 3.1 Original MISMC ratio estimator

In order to make use of (28), we need to construct estimators of  $\Delta(f_\alpha(\zeta_\alpha))$ , both for our quantity of interest  $\zeta_\alpha = \varphi_\alpha$  and for  $\zeta_\alpha = 1$ . The natural and naive way to estimate  $\Delta(f_\alpha(\zeta_\alpha))$  is based on sampling from a coupling of  $(\pi_{\alpha_1(\alpha)}, \dots, \pi_{\alpha_{2^D}(\alpha)})$ . However, this is not a trivial approach, instead we construct an approximate coupling  $\Pi_\alpha : \sigma(\mathbf{X}^{2^D}) \rightarrow [0, 1]$  as follows, where  $\Pi_\alpha = \frac{1}{F_\alpha(1)} F_\alpha$ . We first define the coupling prior distribution as

$$\Pi_0(\mathbf{x}) = \pi_0(d\mathbf{x}_1) \prod_{i=2}^{2^D} \delta_{\mathbf{x}_1}(d\mathbf{x}_i), \quad (30)$$

where  $\mathbf{x} = (\mathbf{x}_1, \dots, \mathbf{x}_{2^D}) \in \mathbf{X}^{2^D}$  and  $\delta_{\mathbf{x}_1}$  denotes the Dirac delta function at  $\mathbf{x}_1$ . Note that this is an exact coupling of the prior in the sense that for any  $j \in \{1, \dots, 2^D\}$

$$\int_{\mathbf{X}^{2^D-1}} \Pi_0(\mathbf{x}) d\mathbf{x}_{-j} = \pi_0(\mathbf{x}_j).$$

Here we denote  $\mathbf{x}_{-j} = (\mathbf{x}_1, \dots, \mathbf{x}_{j-1}, \mathbf{x}_{j+1}, \dots, \mathbf{x}_{2^D})$  which omits the  $j$ th coordinate. Indeed it is the same coupling used in MIMC [21].

In order to provide estimates analogous to the variance rate in the MIMC [21], we use the SMC sampler [7, 11] to compute. We hence adapt Algorithm 1 to an extended target which is an approximate coupling of the actual target as in [26, 27, 29, 9, 16], and utilize a ratio of estimates, similar to [16]. To this end, we define a likelihood on the coupled space as

$$\mathbf{L}_\alpha(\mathbf{x}) = \max\{L_{\alpha_1(\alpha)}(\mathbf{x}_1), \dots, L_{\alpha_{2^D}(\alpha)}(\mathbf{x}_{2^D})\}. \quad (31)$$

The approximate coupling is defined by

$$F_\alpha(\mathbf{x}) = \mathbf{L}_\alpha(\mathbf{x}) \Pi_0(\mathbf{x}), \quad \Pi_\alpha(\mathbf{x}) = \frac{1}{F_\alpha(1)} F_\alpha(\mathbf{x}). \quad (32)$$

Let  $H_{\alpha,j} = F_{\alpha,j+1}/F_{\alpha,j}$  for some intermediate distributions  $F_{\alpha,1}, \dots, F_{\alpha,J} = F_\alpha$ , for example  $F_{\alpha,j} = \mathbf{L}_\alpha(\mathbf{x})^{\tau_j} \Pi_0$ , where the tempering parameter satisfies  $\tau_1 = 0$ ,  $\tau_j < \tau_{j+1}$ , and  $\tau_J = 1$  (for example  $\tau_j = (j-1)\tau_0$ ). Now let  $\mathbf{M}_{\alpha,i}$  for  $i = 2, \dots, J$  be Markov transition kernels such that  $(\Pi_{\alpha,i} \mathbf{M}_{\alpha,i})(d\mathbf{x}) = \Pi_{\alpha,i}(d\mathbf{x})$ , analogous to  $\mathcal{M}$  as any suitable MCMC kernel [17, 44, 8].

For  $j = 1, \dots, J$  define

$$\Pi_{\alpha,j}^N(d\mathbf{x}) := \frac{1}{N} \sum_{i=1}^N \delta_{\mathbf{x}_j^i}(d\mathbf{x}), \quad (33)$$

and then define

$$\mathbf{Z}_\alpha^N := \prod_{j=1}^{J-1} \Pi_{\alpha,j}^N(H_{\alpha,j}), \quad F_\alpha^N(d\mathbf{x}) := \mathbf{Z}_\alpha^N \Pi_{\alpha,J}^N(d\mathbf{x}). \quad (34)$$

The following Assumption will be needed.



---

**Algorithm 1** SMC sampler for coupled estimation of  $\Delta(f_\alpha(\zeta_\alpha))$ 

---

Let  $\mathbf{x}_1^i \sim \pi_1$  for  $i = 1, \dots, N$ ,  $\mathbf{Z}_1^N = 1$ , and  $\omega_{1,k} = 1$  for  $k = 1, \dots, 2^D$ . For  $j = 2, \dots, J$ ,  $k = 1, \dots, 2^D$ , repeat the following steps for  $i = 1, \dots, N$ :

- (0) Store  $\mathbf{Z}_j^N = \mathbf{Z}_{j-1}^N \frac{1}{N} \sum_{n=1}^N H_{\alpha,j-1}(\mathbf{x}_{j-1}^n)$ .
  - (i) Define  $w_j^i = H_{\alpha,j-1}(\mathbf{x}_{j-1}^i) / \sum_{k=1}^N H_{\alpha,j-1}(\mathbf{x}_{j-1}^k)$ .
  - (ii) Resample. Select  $I_j^i \sim \{w_j^1, \dots, w_j^N\}$ , and let  $\hat{\mathbf{x}}_j^i = \mathbf{x}_{j-1}^{I_j^i}$ .
  - (iii) Mutate. Draw  $\mathbf{x}_j^i \sim \mathcal{M}_j(\hat{\mathbf{x}}_j^i, \cdot)$ .
- 

**Assumption 3.1.** Let  $J \in \mathbb{N}$  be given. For each  $j \in \{0, \dots, J\}$  there exists some  $C > 0$  such that for all  $(\alpha, x) \in \mathbb{Z}_+^D \times \mathbf{X}$

$$C^{-1} < Z, h_{\alpha,j}(x) \leq C.$$

Then, we have the following convergence result [10].

**Proposition 3.1.** Assume 3.1. Then for any  $(J, p) \in \mathbb{N} \times (0, \infty)$  there exists a  $C > 0$  such that for any  $N \in \mathbb{N}$ ,  $\psi : \mathbf{X}^{2^D} \rightarrow \mathbb{R}$  bounded and measurable, and  $\alpha \in \mathbb{Z}_+^D$ ,

$$\mathbb{E}[|F_\alpha^N(\psi) - F_\alpha(\psi)|^p]^{1/p} \leq \frac{C \|\psi\|_\infty}{N^{1/2}}.$$

In addition, the estimator is unbiased  $\mathbb{E}[F_\alpha^N(\psi)] = F_\alpha(\psi)$ .

Define

$$\psi_{\zeta_\alpha}(\mathbf{x}) := \sum_{k=1}^{2^D} \iota_k \omega_k(\mathbf{x}) \zeta_{\alpha_k(\alpha)}(\mathbf{x}_k), \quad \omega_k(\mathbf{x}) := \frac{L_{\alpha_k(\alpha)}(\mathbf{x}_k)}{\mathbf{L}_\alpha(\mathbf{x})}, \quad (35)$$

where  $\iota_k \in \{-1, 1\}$  is the sign of the  $k^{\text{th}}$  term in  $\Delta f_\alpha$ . Following from Proposition 3.1 we have that

$$\mathbb{E}[F_\alpha^N(\psi_{\zeta_\alpha})] = F_\alpha(\psi_{\zeta_\alpha}) = \Delta f_\alpha(\zeta_\alpha), \quad (36)$$

and there is a  $C > 0$  such that

$$\mathbb{E}[|F_\alpha^N(\psi_{\zeta_\alpha}) - F_\alpha(\psi_{\zeta_\alpha})|^2] \leq C \frac{\|\psi_{\zeta_\alpha}\|_\infty}{N}. \quad (37)$$

Now given  $\mathcal{I} \in \mathbb{Z}_+^D$  and  $\{N_\alpha\}_{\alpha \in \mathcal{I}}$ , and  $\varphi : \mathbf{X} \rightarrow \mathbb{R}$ , for each  $\alpha$  run an independent SMC sampler as in Algorithm 1 with  $N_\alpha$  samples, and define the MIMC estimator as

$$\hat{\varphi}_{\mathcal{I}}^{\text{MI}} = \frac{\sum_{\alpha \in \mathcal{I}} F_\alpha^{N_\alpha}(\psi_{\varphi_\alpha})}{\max\{\sum_{\alpha \in \mathcal{I}} F_\alpha^{N_\alpha}(\psi_1), Z_{\min}\}}, \quad (38)$$

where  $Z_{\min}$  is a lower bound on  $Z$ .

A finer analysis than provided in Proposition 3.1 in order to achieve rigorous MIMC complexity results is shown in Theorem 3.1 given in [32].

**Theorem 3.1.** Assume 3.1. Then for any  $J \in \mathbb{N}$  there exists a  $C > 0$  such that for any  $N \in \mathbb{N}$ ,  $\psi : \mathbf{X}^{2^D} \rightarrow \mathbb{R}$  bounded and measurable and  $\alpha \in \mathbb{Z}_+^D$

$$\mathbb{E}_\alpha[|F_\alpha^N(\psi_{\zeta_\alpha}) - F_\alpha(\psi_{\zeta_\alpha})|^2] \leq \frac{C}{N} \int_{\mathbf{X}} (\Delta(L_\alpha(x) \zeta_\alpha(x)))^2 \pi_0(dx),$$

where  $\psi_{\zeta_\alpha}(\mathbf{x})$  is as (35).

*Proof.* The result is proven in [32]. □



### 3.2 Random sample size version

Consider drawing  $N/N_{\min}$  i.i.d. samples  $\alpha_i \sim \mathbf{p}$ , where  $\mathbf{p}$  is a probability distribution on  $\mathbb{Z}_+^D$  with  $p_{\alpha_i} > 0$ , to be specified later. Define the allocations  $\mathbf{A} \in \mathbb{Z}_+^{D \times N/N_{\min}}$  by  $\mathbf{A}_i = \alpha_i$ , and the (scaled) counts for each  $\alpha \in \mathbb{Z}_+^D$  by  $N_\alpha = N_{\min} \#\{i; \alpha_i = \alpha\} \in \mathbb{Z}_+$ , collectively denoted  $\mathbf{N}$ . Note that  $\mathbb{E}N_\alpha = Np_\alpha$  and  $N_\alpha \rightarrow Np_\alpha$ .

Now consider constructing a MISMC estimator of the type in (38) using a random number  $N_\alpha$  of samples,  $F_\alpha^{N_\alpha}(\psi_{\zeta_\alpha})$ , and recall the properties (36) and Theorem 3.1. Conditioned on  $\mathbf{A}$ , or equivalently conditioned on  $\mathbf{N}$ , these properties still hold. For  $\zeta : \mathsf{X} \rightarrow \mathbb{R}$  define the estimator

$$\widehat{F}^{\text{rMI}}(\zeta) := \sum_{\alpha \in \mathbb{Z}_+^D} \frac{N_\alpha}{Np_\alpha} F_\alpha^{N_\alpha}(\psi_{\zeta_\alpha}). \quad (39)$$

### 3.3 Theoretical results

The following standard MISMC assumptions will be made.

**Assumption 3.2.** *For any  $\zeta : \mathsf{X} \rightarrow \mathbb{R}$  bounded and Lipschitz, there exist  $C, \beta_i, s_i, \gamma_i > 0$  for  $i = 1, \dots, D$  such that for mesh-diameter vector  $(2^{-\alpha_1}, \dots, 2^{-\alpha_D})$ , i.e. mesh diameter  $2^{-\alpha_i}$  in the  $i^{\text{th}}$  direction, the following holds*

$$\begin{aligned} (B) \quad & |f_\alpha(\zeta) - f(\zeta)| =: B_\alpha \leq C \prod_{i=1}^D 2^{-\alpha_i s_i}; \\ (V) \quad & \int_{\mathsf{X}} (\Delta(L_\alpha(x)\zeta_\alpha(x)))^2 \pi_0(dx) =: V_\alpha \leq C \prod_{i=1}^D 2^{-\alpha_i \beta_i}; \\ (C) \quad & \text{COST}(f_\alpha(\zeta)) =: C_\alpha \propto \prod_{i=1}^D 2^{\alpha_i \gamma_i}. \end{aligned}$$

First, we need to examine the bias of the estimator (39).

**Proposition 3.2.** *Assume 3.1, and let  $\zeta : \mathsf{X} \rightarrow \mathbb{R}$ . For any multi-index  $\alpha$ , we have  $p_\alpha > 0$ . Then the randomized MISMC estimator (39) is free from discretization bias, i.e.*

$$\mathbb{E}[\widehat{F}^{\text{rMI}}(\zeta)] = f(\zeta). \quad (40)$$

*Proof.* The proof is given in Appendix A.  $\square$

Now that unbiasedness has been established, the next step is to examine the variance.

**Proposition 3.3.** *Assume 3.1 and 3.2, and let  $\zeta : \mathsf{X} \rightarrow \mathbb{R}$ . For any multi-index  $\alpha$ , we have  $p_\alpha > 0$ . Then the variance of the randomized MISMC estimator (39) is given by*

$$\mathbb{E}[(\widehat{F}^{\text{rMI}}(\zeta) - f(\zeta))^2] \leq \frac{C}{N} \left( \sum_{\alpha \in \mathbb{Z}_+^D} \frac{1}{p_\alpha} \prod_{i=1}^D 2^{-\alpha_i \beta_i} + \sum_{\alpha' \neq \alpha \in \mathbb{Z}_+^D} \prod_{i=1}^D 2^{-\alpha_i \beta_i / 2} \prod_{j=1}^D 2^{-\alpha'_j \beta_j / 2} \right). \quad (41)$$

In particular, if

$$\sum_{\alpha \in \mathbb{Z}_+^D} \frac{1}{p_\alpha} \prod_{i=1}^D 2^{-\alpha_i \beta_i} \leq C,$$

then one has the canonical convergence rate.

*Proof.* The proof is given in Appendix A.  $\square$

The randomized MISMC ratio estimator is now defined for  $\varphi : \mathbf{X} \rightarrow \mathbb{R}$  by

$$\hat{\varphi}^{\text{rMI}} := \frac{\hat{F}^{\text{rMI}}(\varphi)}{\max\{\hat{F}^{\text{rMI}}(1), Z_{\min}\}}, \quad (42)$$

where  $\hat{F}^{\text{rMI}}$  is defined in (39).

Before presenting the main result of the present work, we first recall the main result of [32] which is derived by Theorem 3.1. [32] considers two index sets for the original MISMC ratio estimator, tensor product index set and total degree index set. Compared to the tensor product index set, the total degree index set abandons some expensive indices, with much looser conditions in the convergence theorem. The convergence result for tensor product index set is given in Theorem 3.2 of [32] and for total degree index set it is given in Theorem 3.3 of [32].

**Theorem 3.2.** Assume 3.1 and 3.2, with  $\sum_{j=1}^D \frac{\gamma_j}{s_j} \leq 2$  and  $\beta_i > \gamma_i$  for  $i = 1, \dots, D$ . Then for any  $\varepsilon > 0$  and suitable  $\varphi : \mathbf{X} \rightarrow \mathbb{R}$ , it is possible to choose a tensor product index set  $\mathcal{I}_{L_1:L_D} := \{\alpha \in \mathbb{Z}_+^D : \alpha_1 \in \{0, \dots, L_1\}, \dots, \alpha_D \in \{0, \dots, L_D\}\}$  and  $\{N_\alpha\}_{\alpha \in \mathcal{I}_{L_1:L_D}}$ , such that for some  $C > 0$

$$\mathbb{E}[(\hat{\varphi}_T^{\text{MI}} - \pi(\varphi))^2] \leq C\varepsilon^2,$$

and  $\text{COST}(\hat{\varphi}_T^{\text{MI}}) \leq C\varepsilon^{-2}$ , the canonical rate. The estimator  $\hat{\varphi}_T^{\text{MI}}$  is defined in equation (38).

*Proof.* The proof is given in [32].  $\square$

**Theorem 3.3.** Assume 3.1 and 3.2, with  $\sum_{j=1}^D \frac{\gamma_j}{s_j} \leq 2$  and  $\beta_i > \gamma_i$  for  $i = 1, \dots, D$ . Then for any  $\varepsilon > 0$  and suitable  $\varphi : \mathbf{X} \rightarrow \mathbb{R}$ , it is possible to choose a tensor product index set  $\mathcal{I}_L := \{\alpha \in \mathbb{Z}_+^D : \sum_{i=1}^D \delta_i \alpha_i \leq L, \sum_{i=1}^D \delta_i = 1\}$ ,  $\delta_i \in (0, 1]$  and  $\{N_\alpha\}_{\alpha \in \mathcal{I}_L}$ , such that for some  $C > 0$

$$\mathbb{E}[(\hat{\varphi}_T^{\text{MI}} - \pi(\varphi))^2] \leq C\varepsilon^2,$$

and  $\text{COST}(\hat{\varphi}_T^{\text{MI}}) \leq C\varepsilon^{-2}$ , the canonical rate. The estimator  $\hat{\varphi}_T^{\text{MI}}$  is defined in equation (38).

*Proof.* The proof is given in [32].  $\square$

**Theorem 3.4.** Assume 3.1 and 3.2 (V,C), with  $\beta_i > \gamma_i$  for  $i = 1, \dots, D$ . Then, for suitable  $\varphi : \mathbf{X} \rightarrow \mathbb{R}$ , it is possible to choose a probability distribution  $\mathbf{p}$  on  $\mathbb{Z}_+^D$  such that for some  $C > 0$

$$\mathbb{E}[(\hat{\varphi}^{\text{rMI}} - \pi(\varphi))^2] \leq \frac{C}{N},$$

and expected  $\text{COST}(\hat{\varphi}^{\text{rMI}}) \leq CN$ , i.e. the canonical rate. The estimator  $\hat{\varphi}^{\text{rMI}}$  is defined in equation (42).

*Proof.* The proof is given in Appendix A.  $\square$

The noticeable differences in Theorem 3.4 with respect to Theorem 3.2 and 3.3 are that (i) discretization bias does not appear and so the bias rates as in Assumption 3.2 (B) are not required, nor is the constraint related to them, and (ii) no index set  $\mathcal{I}$  needs to be selected since the estimator sums over  $\alpha \in \mathbb{Z}_+^D$  (noting that many of these indices do not get populated).

## 4 Numerical results

The problems considered here are the same as in [32], and we intend to compare our rMISM ratio estimator with the original MISM ratio estimator.

### 4.1 Verification of assumption

Discussions in connection with the required Assumption 3.2 for the PDE and LGP models are revisited here. Proposition 4.2 and 4.3 and their proofs are given in [32].

We define the mixed Sobolev-like norms as

$$\|x\|_q := \|A^{q/2}x\|, \quad (43)$$

where  $A = \sum_{k \in \mathbb{Z}^2} a_k \phi_k \otimes \phi_k$ ,  $a_k = k_1^2 k_2^2$  and  $\|\cdot\|$  is the  $L^2(\Omega)$  norm. Note that the approximate of the posteriors of the motivating problems have the form  $\exp(\Phi_\alpha(x))$  for some  $\Phi_\alpha : \mathcal{X}_\alpha \rightarrow \mathbb{R}$ .

**Proposition 4.1.** *Let  $X$  be a Banach space s.t.  $\pi_0(X) = 1$ , with norm  $\|\cdot\|_X$ . For all  $\epsilon > 0$ , there exists a  $C(\epsilon) > 0$  such that the following holds for  $\Phi_\alpha$  given by (18) or  $\log(L_\alpha)$  from (16), respectively:*

$$\Delta \exp(\Phi(x_\alpha)) \leq C(\epsilon) \exp(\epsilon \|x\|_X^2) (|\Delta \Phi_\alpha(x_\alpha)| + |\Delta_1 \Phi_{\alpha-e_2}(x_{\alpha-e_2})| |\Delta_2 \Phi_{\alpha-e_1}(x_{\alpha-e_1})|). \quad (44)$$

The variance rate required in Assumption 3.2 (V) for PDE and LGP models are verified regarding to Proposition 4.2 and 4.3. However, it is difficult to give theoretical verification for the variance rate in the LGC model. Since it involves a factor of double exponentials, like  $\exp(\int \exp(x(z))dz)$ , the Fernique Theorem does not guarantee that such a term is finite. Instead we verify it numerically, which is given in the Appendix B.

**Proposition 4.2.** *Let  $u_\alpha$  be the solution of (2) at the resolution  $\alpha$ , as described in Section 2.1.1, for  $a(x)$  given by (4) and uniformly over  $x \in [-1, 1]^d$ , and  $\mathbf{f}$  suitably smooth. Then there exists a  $C > 0$  such that*

$$\|\Delta u_\alpha(x)\| \leq C 2^{-(\alpha_1 + \alpha_2)}. \quad (45)$$

Since  $L(x) \leq C < \infty$  in the PDE problem, the constant in Proposition 4.1 can be made uniform over  $x$ , so the variance rate in Assumption 3.2 is obtained.

**Proposition 4.3.** *Let  $x \sim \pi_0$ , where  $\pi_0$  is a Gaussian process of the form (20) with spectral decay corresponding to (21), and let  $x_\alpha$  correspond to truncation on the index set  $\mathcal{A}_\alpha = \cap_{i=1}^2 \{|k_i| \leq 2^{\alpha_i}\}$  as in (23). Then there is a  $C > 0$  such that for all  $q < (\beta - 1)/2$*

$$\|\Delta x_\alpha\|^2 \leq C \|x\|_q^2 2^{-2q(\alpha_1 + \alpha_2)}. \quad (46)$$

Furthermore, this rate is inherited by the likelihood with  $\beta_i = \beta$ .

### 4.2 1D toy problem

We consider a 1D PDE toy problem which has already been applied in [28, 32]. Let the domain be  $\Omega = [0, 1]$ ,  $a = 1$  and  $\mathbf{f} = x$  in PDE (2). This toy PDE problem has an analytical solution,  $u(z; x) = \frac{x}{2}(z^2 - z)$ . Given the quantity of interest  $\varphi(x) = x^2$ , we aim to compute the expectation of the quantity of interest  $\mathbb{E}[\varphi(x)]$ . In the following

implementation, we take the observations at ten points in the interval  $[0, 1]$ , which are  $[0.1, 0.2, \dots, 0.9, 1]$ , so the observations are generated by

$$y_i = -0.5x^*(z_i^2 - z_i) + \nu_i, \text{ for } i = 1, \dots, 10, \quad (47)$$

where  $[z_1, \dots, z_{10}] = [0.1, 0.2, \dots, 0.9, 1]$ ,  $x^*$  is sampled from  $U[-1, 1]$  and  $\nu_i \sim \mathcal{N}(0, 0.2^2)$ . The reference solution is computed as in [28, 32]. From Figure 5, we have  $\alpha = 2$ ,  $\beta = 4$ . The value of  $\gamma$  is 1 because we use linear nodal basis functions in FEM and tridiagonal solver.

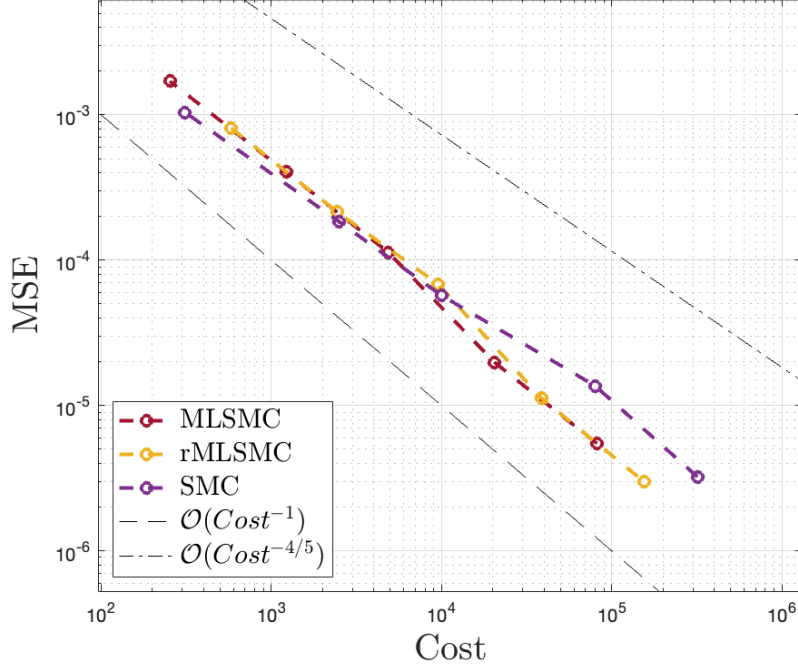


Figure 1: Comparison among three methods for the 1D inverse toy problem: We use 100 realisations to compute the MSE for each experiment and use the rate of convergence to compare the different methods. The red line is MLSMC with ratio estimator; the yellow line is rMLSMC with ratio estimator; the purple line is single-level sequential Monte Carlo. Rate of regression: (1)MLSMC: -1.008; (2)rMLSMC: -1.016; (3)SMC: 0.812.

From Figure 1, the convergence behaviour for rMLSMC and MLSMC is nearly the same and the convergence rate for them is approximately  $-1$  which is the canonical rate. The difference in performance between (r)MLSMC and SMC is the rate of convergence, where the convergence rate for SMC is approximately  $-4/5$ . With the same total computational cost, the MSE of (r)MLSMC is larger than SMC until the cost reaches  $10^4$ . We conclude that (r)MLSMC performs better than SMC in terms of the rate of convergence as expected.

### 4.3 2D elliptic partial differential equation

Applying rMLSMC in a 1D analytical PDE problem is only an appetizer, we now focus on applying rMISMC to high-dimensional problems. We now consider a 2D non-analytical elliptic PDE on the domain  $\Omega = [0, 1]^2$  with  $\mathbf{f} = 100$  and  $a(x)$  taking the form as

$$a(x)(z) = 3 + x_1 \cos(3z_1) \sin(3z_2) + x_2 \cos(z_1) \sin(z_2). \quad (48)$$

We let the prior distribution be a uniform distribution  $U[-1, 1]^2$  and set the quantity of interest to be  $\varphi(x) = x_1^2 + x_2^2$ , which is a generalisation of the one-dimensional case. We take the observations at a set of four points:  $\{(0.25, 0.25), (0.25, 0.75), (0.75, 0.25), (0.75, 0.75)\}$ , and the corresponding observations are given by

$$y = u_\alpha(x^*) + \nu, \quad (49)$$

where  $u_\alpha(x^*)$  is the approximate solution at  $\alpha = [10, 10]$ ,  $x^*$  samples from  $U[-1, 1]^2$  and  $\nu \sim \mathcal{N}(0, 0.5^2 \mathbf{I}_4)$ . The 2D PDE solver applied in this report is modified based on a MATLAB toolbox IFISS [15].

Due to the zero Dirichlet boundary condition, the solution is zero at  $\alpha_i = 0$  and  $\alpha_i = 1$  for  $i = 1, 2$ . So we set the starting index as  $\alpha_1 = \alpha_2 = 2$ . From Figure 6, we have  $s_1 = s_2 = 2$  and  $\beta_1 = \beta_2 = 4$  for the mixed rates. Since we use the bilinear basis function and MATLAB backslash code, one has  $\gamma_1 = \gamma_2 = 1$ .

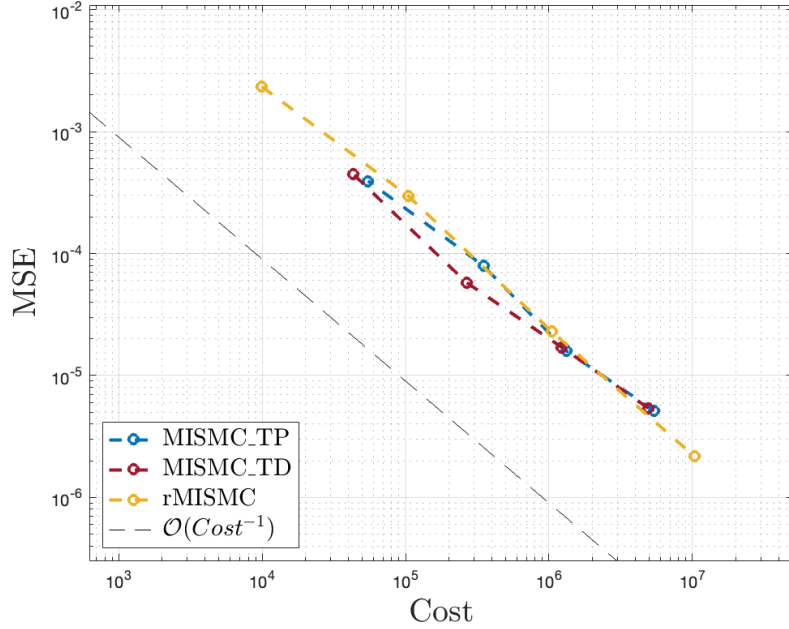


Figure 2: Comparison between two methods for the 2D non-analytical PDE: We use 200 realisations to compute the MSE for each experiment and use the rate of convergence to compare the different methods. The blue line is MISMC with ratio estimator and tensor product set; the red line is MISMC with ratio estimator and total degree set; the yellow line is rMISMCM with ratio estimator. Rate of regression: (1)MISMC\_TP: -0.964; (2)MISMC\_TD: -0.925; (3)rMISMCM: -1.015.

We consider two index sets in the MISMC approach, which are the tensor product index set and the total degree index set. Compared to the tensor product index set, the total degree index set abandons some expensive estimations. From Figure 2, MISMC with two different sets and rMISMCM have similar convergence behaviour with convergence rate approximately being  $-1$ . Although we do not show SMC method in Figure 2, the theoretical convergence rate of SMC will drop from  $-4/5$  (1D) to  $-2/3$  (2D), whose rate of convergence suffers the curse of dimensionality. Up to now, the convergence behaviour of MISMC (with TP index set or TD index set) and rMISMCM is similar when applied to 1D and 2D PDE problems, which both achieve the canonical rates, but we will see a difference in the following two statistical models.

## 4.4 Log Gaussian Cox model

Now, we consider the LGC model introduced in Section 2.2. We set the parameters as  $\theta = (\theta_1, \theta_2, \theta_3) = (0, 1, (33/\pi)^2)$  in the LGC model. When using rMISMCMC and MISMCMC on the 2D log Gaussian Cox model, we need to set the starting level to  $\alpha_1 = \alpha_2 = 5$ , since the regularity shows up when  $\alpha_1 \geq 5$  and  $\alpha_2 \geq 5$ . Further, from Figure 7, we have mixed rates  $s_1 = s_2 = 0.8$  and  $\beta_1 = \beta_2 = 1.6$ . Since we use the FFT for approximation, one has an asymptotic rate for the cost,  $\gamma_i = 1 + \omega < \beta_i$  for  $\omega > 0$  and  $i = 1, 2$ .

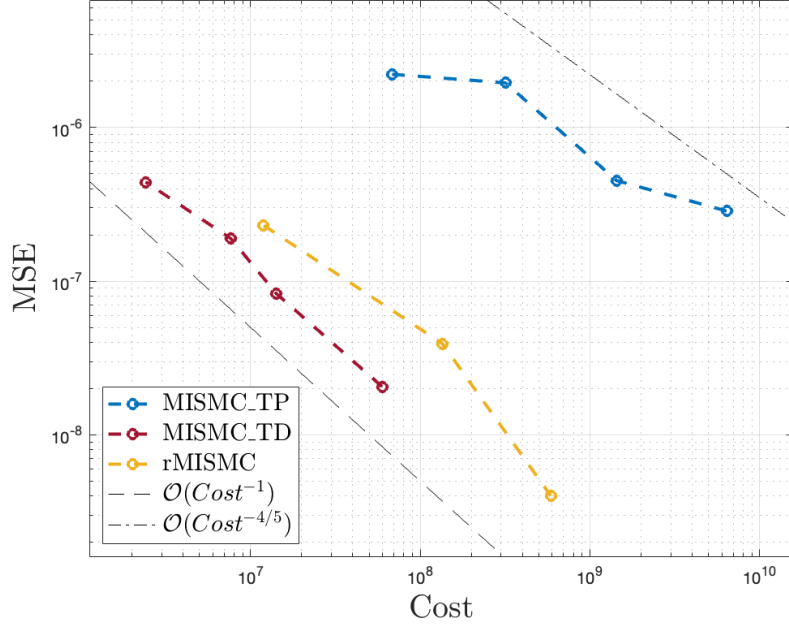


Figure 3: Comparison between two methods for the 2D LGC model: We use 200 realisations to compute the MSE for each experiment and use the rate of convergence to compare the different methods. The blue line is MISMCMC with ratio estimator and tensor product set; the red line is MISMCMC with ratio estimator and total degree set; the yellow line is rMISMCMC with ratio estimator. Rate of regression: (1)MISMCMC\_TP: -0.502; (2)MISMCMC\_TD: -0.972; (3)rMISMCMC: -1.008.

The rate of convergence of MISMCMC TD and rMISMCMC is approximately  $-1$ , and both of them achieve the canonical complexity of  $\text{MSE}^{-1}$ . However, the constant for MISMCMC TD is smaller than rMISMCMC. We have set a relatively large number of the minimum number of sample,  $N_0$ , in SMC sampler to alleviate the unexpected high variance caused by the few samples. It is reasonable to expect a higher variance for the randomized method, however, since it involves infinitely many terms compared to finite. MISMCMC TD achieves a canonical rate, but MISMCMC TP only has a sub-canonical rate. This is because the assumption  $\sum_{i=1}^2 \frac{\gamma_i}{s_i} \leq 2$  is violated ( $\sum_{i=1}^2 \frac{\gamma_i}{s_i} = \frac{5}{2}$ ) in MISMCMC, and this assumption is only needed in the tensor product index set, not in the total degree index set. This indicates that an improper choice of an index set in MISMCMC will result in dropping the canonical rate to the sub-canonical rate, which highlights the benefit of rMISMCMC since it achieves the canonical rate without providing an index set in advance.

## 4.5 Log Gaussian process model

We set the parameters as  $\theta = (\theta_1, \theta_2, \theta_3) = (0, 1, (33/\pi/2)^2)$  in the LGP model. Similar to the setting in LGP, when using rMISMCMC and MISMCMC on the 2D log Gaussian model, we need to set the starting level to  $\alpha_1 = \alpha_2 = 5$ , since the regularity shows when  $\alpha_1 \geq 5$  and  $\alpha_2 \geq 5$ . Further, from Figure 8, we set  $s_1 = s_2 = 0.8$  and  $\beta_1 = \beta_2 = 1.6$ . Same as the cost rate in LGC, one has  $\gamma_i = 1 + \omega < \beta_i$  for  $\omega > 0$  and  $i = 1, 2$ .

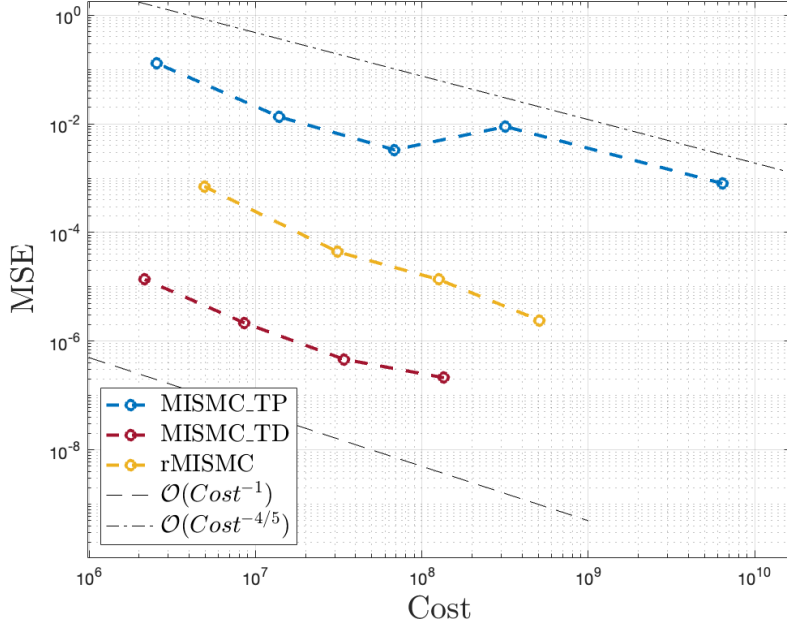


Figure 4: Comparison between two methods for the 2D LGP Model: We use 200 realisations to compute the MSE for each experiment and use the rate of convergence to compare the different methods. The blue line is MISMCMC with ratio estimator and tensor product set; the red line is MISMCMC with ratio estimator and total degree set; the yellow line is rMISMCMC with ratio estimator. Rate of regression: (1)MISMCMC\_TP: -0.565; (2)MISMCMC\_TD: -1.017; (3)rMISMCMC: -1.195.

In the LGP model, we can interpret similar results as in the LGC model: MISMCMC\_TP has the sub-canonical rate, and the constant for MISMCMC\_TD is smaller than rMISMCMC. However, the difference between constants for rMISMCMC and MISMCMC\_TD in LGP is much greater than in LGC. There may be other unidentified sources of high variance with respect to the rMISMCMC. This is the subject of ongoing investigation. In addition, it should be noted that the LGP model is much more sensitive to parameter values ( $\theta = (\theta_1, \theta_2, \theta_3)$ ) than the LGC model.

## Acknowledgements

KJHL and XL gratefully acknowledge the support of IBM and EPSRC in the form of an Industrial Case Doctoral Studentship Award.

## A Proofs

The proofs of the various results in the paper are presented here, along with restatements of the results.



**Proposition A.1.** Assume 3.1, and let  $\zeta : \mathsf{X} \rightarrow \mathbb{R}$ . For any multi-index  $\alpha$ , we have  $p_\alpha > 0$ . Then the randomized MISMC estimator (39) is free from discretization bias, i.e.

$$\mathbb{E}[\widehat{F}^{\text{rMI}}(\zeta)] = f(\zeta). \quad (50)$$

*Proof.* Using the law of iterated conditional expectations, and (36) conditioned on  $N_\alpha$ , one has

$$\mathbb{E}[\widehat{F}^{\text{rMI}}(\zeta)] = \sum_{\alpha \in \mathbb{Z}_+^D} \sum_{N_\alpha \in \mathbb{Z}_+} \frac{\mathbb{P}(N_\alpha) N_\alpha}{N p_\alpha} \mathbb{E}[F_\alpha^{N_\alpha}(\psi_{\zeta_\alpha}) | N_\alpha], \quad (51)$$

$$= \sum_{\alpha \in \mathbb{Z}_+^D} \frac{\mathbb{E}[N_\alpha]}{N p_\alpha} \Delta f_\alpha(\zeta_\alpha), \quad (52)$$

$$= \sum_{\alpha \in \mathbb{Z}_+^D} \Delta f_\alpha(\zeta_\alpha) = f(\zeta). \quad (53)$$

□

**Proposition A.2.** Assume 3.1 and 3.2, and let  $\zeta : \mathsf{X} \rightarrow \mathbb{R}$ . For any multi-index  $\alpha$ , we have  $p_\alpha > 0$ . Then the variance of the randomized MISMC estimator (39) is given by

$$\mathbb{E}[(\widehat{F}^{\text{rMI}}(\zeta) - f(\zeta))^2] \leq \frac{C}{N} \left( \sum_{\alpha \in \mathbb{Z}_+^D} \frac{1}{p_\alpha} \prod_{i=1}^D 2^{-\alpha_i \beta_i} + \sum_{\alpha' \neq \alpha \in \mathbb{Z}_+^D} \prod_{i=1}^D 2^{-\alpha_i \beta_i / 2} \prod_{j=1}^D 2^{-\alpha'_j \beta_j / 2} \right). \quad (54)$$

In particular, if

$$\sum_{\alpha \in \mathbb{Z}_+^D} \frac{1}{p_\alpha} \prod_{i=1}^D 2^{-\alpha_i \beta_i} \leq C,$$

then one has the canonical convergence rate.

*Proof.* One has

$$\begin{aligned} \mathbb{E}[(\widehat{F}^{\text{rMI}}(\zeta) - f(\zeta))^2] &= \sum_{\alpha \in \mathbb{Z}_+^D} \mathbb{E} \left[ \left( \frac{N_\alpha}{N p_\alpha} F_\alpha^{N_\alpha}(\psi_{\zeta_\alpha}) - \Delta f_\alpha(\zeta_\alpha) \right)^2 \right] \\ &+ \sum_{\alpha' \neq \alpha \in \mathbb{Z}_+^D} \mathbb{E} \left[ \left( \frac{N_\alpha}{N p_\alpha} F_\alpha^{N_\alpha}(\psi_{\zeta_\alpha}) - \Delta f_\alpha(\zeta_\alpha) \right) \left( \frac{N_{\alpha'}}{N p_{\alpha'}} F_{\alpha'}^{N_{\alpha'}}(\psi_{\zeta_{\alpha'}}) - \Delta f_{\alpha'}(\zeta_{\alpha'}) \right) \right] \end{aligned} \quad (55)$$

The diagonal and off-diagonal terms will be treated separately. First, for the diagonal terms, adding  $\pm \frac{N_\alpha}{N p_\alpha} \Delta f_\alpha(\zeta_\alpha)$  in the square term of the diagonal term and using the triangle inequality, we have

$$\begin{aligned} &\sum_{\alpha \in \mathbb{Z}_+^D} \mathbb{E} \left[ \left( \frac{N_\alpha}{N p_\alpha} F_\alpha^{N_\alpha}(\psi_{\zeta_\alpha}) - \Delta f_\alpha(\zeta_\alpha) \right)^2 \right] \\ &\leq \sum_{\alpha \in \mathbb{Z}_+^D} \left( \sqrt{\mathbb{E} \left[ \left( \frac{N_\alpha}{N p_\alpha} \right)^2 (F_\alpha^{N_\alpha}(\psi_{\zeta_\alpha}) - \Delta f_\alpha(\zeta_\alpha))^2 \right]} + \sqrt{\mathbb{E} \left[ \left( \frac{N_\alpha}{N p_\alpha} - 1 \right)^2 (\Delta f_\alpha(\zeta_\alpha))^2 \right]} \right)^2 \end{aligned} \quad (56)$$

Since  $\mathbf{p}$  is proportional to a multinomial distribution, we have  $\mathbb{E}[N_\alpha^2] = Np_\alpha(1 - p_\alpha) + N^2p_\alpha^2$ . Then, for the first term of (56), the same decomposition of (51), along with the result of Theorem 3.1 (conditioned on  $N_\alpha$ ) and Assumption 3.2 (V) gives

$$\mathbb{E} \left[ \left( \frac{N_\alpha}{Np_\alpha} \right)^2 (F_\alpha^{N_\alpha}(\psi_{\zeta_\alpha}) - \Delta f_\alpha(\zeta_\alpha))^2 \right] \leq \frac{C}{Np_\alpha} \prod_{i=1}^D 2^{-\alpha_i \beta_i}. \quad (57)$$

For the second term of (56), Applying Jensen's inequality to  $(\Delta f_\alpha(\zeta_\alpha))^2$ , we have

$$\mathbb{E} \left[ \left( \frac{N_\alpha}{Np_\alpha} - 1 \right)^2 (\Delta f_\alpha(\zeta_\alpha))^2 \right] \leq \frac{C}{Np_\alpha} \prod_{i=1}^D 2^{-\alpha_i \beta_i}. \quad (58)$$

Hence, we derive the bound for the diagonal term as follows

$$\sum_{\alpha \in \mathbb{Z}_+^D} \mathbb{E} \left[ \left( \frac{N_\alpha}{Np_\alpha} F_\alpha^{N_\alpha}(\psi_{\zeta_\alpha}) - \Delta f_\alpha(\zeta_\alpha) \right)^2 \right] \leq \frac{C}{N} \sum_{\alpha \in \mathbb{Z}_+^D} \frac{1}{p_\alpha} \prod_{i=1}^D 2^{-\alpha_i \beta_i}. \quad (59)$$

Now, the off-diagonal terms are more subtle because of the correlation between  $N_\alpha$  and  $N_{\alpha'}$ , which are (proportional to) draws from a multinomial distribution with  $N/N_{\min}$  samples and probability  $\mathbf{p}$ , and so

$$\mathbb{E}[(N_\alpha - Np_\alpha)(N_{\alpha'} - Np_{\alpha'})] = -Np_\alpha p_{\alpha'}. \quad (60)$$

Using the law of iterated conditional expectations

$$\begin{aligned} & \mathbb{E} \left[ \left( \frac{N_\alpha}{Np_\alpha} F_\alpha^{N_\alpha}(\psi_{\zeta_\alpha}) - \Delta f_\alpha(\zeta_\alpha) \right) \left( \frac{N_{\alpha'}}{Np_{\alpha'}} F_{\alpha'}^{N_{\alpha'}}(\psi_{\zeta_{\alpha'}}) - \Delta f_{\alpha'}(\zeta_{\alpha'}) \right) \right], \\ &= \mathbb{E} \left[ \mathbb{E} \left[ \left( \frac{N_\alpha}{Np_\alpha} F_\alpha^{N_\alpha}(\psi_{\zeta_\alpha}) - \Delta f_\alpha(\zeta_\alpha) \right) \left( \frac{N_{\alpha'}}{Np_{\alpha'}} F_{\alpha'}^{N_{\alpha'}}(\psi_{\zeta_{\alpha'}}) - \Delta f_{\alpha'}(\zeta_{\alpha'}) \right) \middle| \mathbf{N} \right] \right], \\ &= \frac{\Delta f_\alpha(\zeta_\alpha) \Delta f_{\alpha'}(\zeta_{\alpha'})}{N^2 p_\alpha p_{\alpha'}} \mathbb{E}[(N_\alpha - Np_\alpha)(N_{\alpha'} - Np_{\alpha'})], \end{aligned} \quad (61)$$

$$\leq \frac{C}{N} \prod_{i=1}^D 2^{-\alpha_i \beta_i / 2} \prod_{j=1}^D 2^{-\alpha'_j \beta_j / 2}. \quad (62)$$

Line (61) follows from the conditional independence of  $F_\alpha^{N_\alpha}(\psi_{\zeta_\alpha})$  and  $F_{\alpha'}^{N_{\alpha'}}(\psi_{\zeta_{\alpha'}})$  given  $\mathbf{N}$  and some simple algebra. Line (62) follows from (60) and Assumption 3.2(V), along with Jensen's inequality applied to  $(\Delta f_\alpha(\zeta_\alpha))^2$  and  $(\Delta f_{\alpha'}(\zeta_{\alpha'}))^2$ .

Furthermore,

$$\begin{aligned} \sum_{\alpha' \neq \alpha \in \mathbb{Z}_+^D} \prod_{i=1}^D 2^{-\alpha_i \beta_i / 2} \prod_{j=1}^D 2^{-\alpha'_j \beta_j / 2} &= \left( \sum_{\alpha \in \mathbb{Z}_+^D} \prod_{i=1}^D 2^{-\alpha_i \beta_i / 2} \right)^2 - \sum_{\alpha \in \mathbb{Z}_+^D} \prod_{i=1}^D 2^{-\alpha_i \beta_i}, \\ &= \left( \prod_{i=1}^D \frac{1}{1 - 2^{-\beta_i / 2}} \right)^2 - \prod_{i=1}^D \frac{1}{1 - 2^{-\beta_i}}, \\ &= \prod_{i=1}^D \frac{1}{(1 - 2^{-\beta_i / 2})^2} - \prod_{i=1}^D \frac{1}{1 - 2^{-\beta_i}} < C. \end{aligned} \quad (63)$$

Since  $\beta_i > 0$ ,  $1 - 2^{-\beta_i} < 1$  and  $1 - 2^{-\beta_i / 2} < 1$ , we can found a constant  $C$  to bound the last line.  $\square$

**Theorem A.1.** Assume 3.1 and 3.2 ( $V, C$ ), with  $\beta_i > \gamma_i$  for  $i = 1, \dots, D$ . Then, for suitable  $\varphi : \mathbf{X} \rightarrow \mathbb{R}$ , it is possible to choose a probability distribution  $\mathbf{p}$  on  $\mathbb{Z}_+^D$  such that for some  $C > 0$

$$\mathbb{E}[(\hat{\varphi}^{\text{rMI}} - \pi(\varphi))^2] \leq \frac{C}{N},$$

and expected  $\text{COST}(\hat{\varphi}^{\text{rMI}}) \leq CN$ , i.e. the canonical rate. The estimator  $\hat{\varphi}^{\text{rMI}}$  is defined in equation (42).

*Proof.* Since our unnormalized estimator is unbiased, we have

$$\mathbb{E}[(\hat{\varphi}^{\text{rMI}} - \pi(\varphi))^2] \leq \max_{\zeta \in \{\varphi, 1\}} \mathbb{E}[(\hat{F}^{\text{rMI}}(\zeta) - f(\zeta))^2]. \quad (64)$$

Then,  $\mathbb{E}[(\hat{\varphi}^{\text{rMI}} - \pi(\varphi))^2]$  is less than  $C/N$  as long as  $\max_{\zeta \in \{\varphi, 1\}} \mathbb{E}[(\hat{F}^{\text{rMI}}(\zeta) - f(\zeta))^2]$  is of  $\mathcal{O}(N^{-1})$ .

Following from Proposition 3.3, we need

$$\sum_{\alpha \in \mathbb{Z}_+^D} \frac{1}{p_\alpha} \prod_{i=1}^D 2^{-\alpha_i \beta_i} \leq C \quad (65)$$

to let  $\mathbb{E}[(\hat{F}^{\text{rMI}}(\zeta) - f(\zeta))^2]$  be of  $\mathcal{O}(N^{-1})$ . Additionally, we let the distribution follows from a simple constrained minimization of the expected cost for one sample

$$\sum_{\alpha \in \mathbb{Z}_+^D} p_\alpha \prod_{i=1}^D 2^{\alpha_i \gamma_i} \leq C. \quad (66)$$

Since  $p_\alpha > 0$ , one finds that

$$p_\alpha \propto \prod_{i=1}^D 2^{-\alpha_i(\gamma_i + \beta_i)/2} \quad (67)$$

is one suitable choice for probabilities to satisfy the two conditions stated in (65) and (66). Then the expected cost  $\text{COST}(\hat{\varphi}^{\text{rMI}}) = \sum_{\alpha \in \mathbb{Z}_+^D} N p_\alpha \prod_{i=1}^D 2^{\alpha_i \gamma_i}$ . and (65) are then given respectively by

$$\sum_{\alpha \in \mathbb{Z}_+^D} N \prod_{i=1}^D 2^{\alpha_i(\gamma_i - \beta_i)/2}, \quad (68)$$

$$\sum_{\alpha \in \mathbb{Z}_+^D} \prod_{i=1}^D 2^{\alpha_i(\gamma_i - \beta_i)/2}. \quad (69)$$

By assumption  $\gamma_i - \beta_i < 0$ , the expected cost is bounded by  $CN$  and (65) is finite. Hence,  $\mathbb{E}[(\hat{F}^{\text{rMI}}(\zeta) - f(\zeta))^2]$  is of  $\mathcal{O}(N^{-1})$ . □

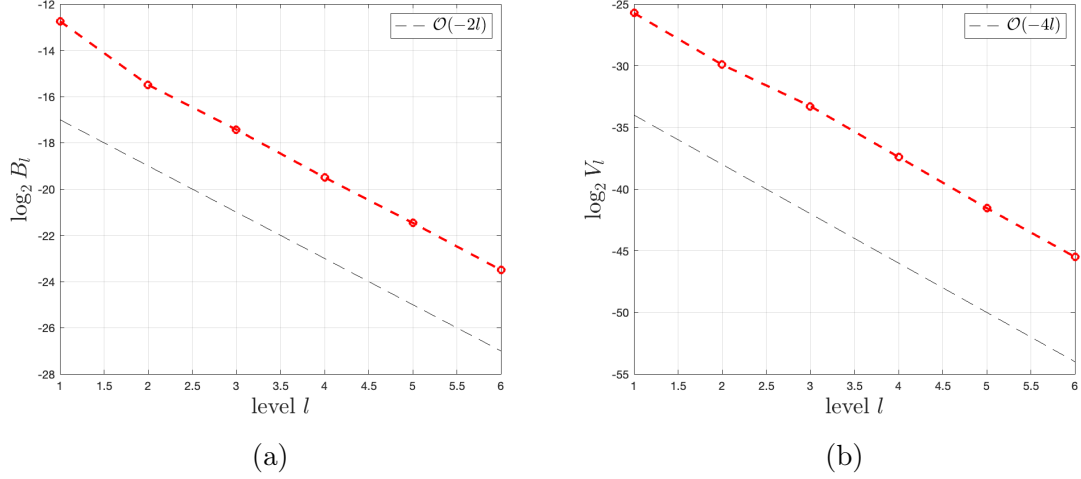


Figure 5: Convergence parameters fitting for the 1D inverse toy problem: *Empirical values for strong and weak convergence parameters. All plots use 100 realizations with 1000 samples in each index as the maximum level  $L_{\max} = 6$  at each experiment. (a) Logarithm plot with base 2 for the mean of difference and reference line with slope -2; (b) Logarithm plot with base 2 for the variance of difference and reference line with slope -4.*

## B Figures

### B.1 1D Toy Problem

### B.2 2D Elliptic PDE

### B.3 LGCP

### B.4 LGP

## References

- [1] Sergios Agapiou, Gareth O Roberts, and Sebastian J Vollmer. Unbiased Monte Carlo: posterior estimation for intractable/infinite-dimensional models. *arXiv preprint arXiv:1411.7713*, 2014.
- [2] J Bernardo, J Berger, AP Dawid, AFM Smith, et al. Regression and classification using Gaussian process priors. *Bayesian statistics*, 6:475, 1998.
- [3] Alexandros Beskos, Ajay Jasra, Kody J. H. Law, Youssef Marzouk, and Yan Zhou. Multilevel sequential Monte Carlo with dimension-independent likelihood-informed proposals. *SIAM/ASA Journal on Uncertainty Quantification*, 6(2):762–786, 2018.
- [4] Alexandros Beskos, Ajay Jasra, Kody J. H. Law, Raul Tempone, and Yan Zhou. Multilevel sequential Monte Carlo samplers. *Stochastic Processes and their Applications*, 127(5):1417–1440, 2017.
- [5] Diana Cai and Ryan P Adams. Multi-fidelity Monte Carlo: a pseudo-marginal approach. *arXiv preprint arXiv:2210.01534*, 2022.

- [6] Neil K Chada, Jordan Franks, Ajay Jasra, Kody J. H. Law, and Matti Vihola. Unbiased inference for discretely observed hidden Markov model diffusions. *SIAM/ASA Journal on Uncertainty Quantification*, 9(2):763–787, 2021.
- [7] Nicolas Chopin, Omiros Papaspiliopoulos, et al. *An introduction to sequential Monte Carlo*. Springer, 2020.
- [8] Simon L Cotter, Gareth O Roberts, Andrew M Stuart, and David White. MCMC methods for functions: modifying old algorithms to make them faster. *Statistical Science*, 28(3):424–446, 2013.
- [9] T. Cui, Ajay Jasra, and Kody J. H. Law. Multi-index sequential Monte Carlo methods. *Preprint*, 2018.
- [10] Pierre Del Moral. Feynman-Kac formulae. In *Feynman-Kac Formulae*, pages 47–93. Springer, 2004.
- [11] Pierre Del Moral, Arnaud Doucet, and Ajay Jasra. Sequential Monte Carlo samplers. *Journal of the Royal Statistical Society: Series B (Statistical Methodology)*, 68(3):411–436, 2006.
- [12] Steffen Dereich and Thomas Mueller-Gronbach. General multilevel adaptations for stochastic approximation algorithms. *arXiv preprint arXiv:1506.05482*, 2015.
- [13] Peter J Diggle, Paula Moraga, Barry Rowlingson, and Benjamin M Taylor. Spatial and spatio-temporal log-Gaussian Cox processes: extending the geostatistical paradigm. *Statistical Science*, 28(4):542–563, 2013.
- [14] Tim J Dodwell, Christian Ketelsen, Robert Scheichl, and Aretha L Teckentrup. A hierarchical multilevel Markov chain Monte Carlo algorithm with applications to uncertainty quantification in subsurface flow. *SIAM/ASA Journal on Uncertainty Quantification*, 3(1):1075–1108, 2015.
- [15] Howard C Elman, Alison Ramage, and David J Silvester. Algorithm 866: IFISS, a Matlab toolbox for modelling incompressible flow. *ACM Transactions on Mathematical Software (TOMS)*, 33(2):14–es, 2007.
- [16] Jordan Franks, Ajay Jasra, Kody J. H. Law, and Matti Vihola. Unbiased inference for discretely observed hidden Markov model diffusions. *arXiv preprint arXiv:1807.10259*, 2018.
- [17] Charles J Geyer. Practical Markov chain Monte Carlo. *Statistical science*, pages 473–483, 1992.
- [18] Michael B Giles. Multilevel Monte Carlo methods. *Acta Numerica*, 24:259, 2015.
- [19] Peter W Glynn and Chang-han Rhee. Exact estimation for Markov chain equilibrium expectations. *Journal of Applied Probability*, 51(A):377–389, 2014.
- [20] Michael Griebel and Markus Hegland. A finite element method for density estimation with Gaussian process priors. *SIAM Journal on Numerical Analysis*, 47(6):4759–4792, 2010.

- [21] Abdul-Lateef Haji-Ali, Fabio Nobile, and Raúl Tempone. Multi-index Monte Carlo: when sparsity meets sampling. *Numerische Mathematik*, 132(4):767–806, 2016.
- [22] Jeremy Heng, Adrian N Bishop, George Deligiannidis, and Arnaud Doucet. Controlled sequential Monte Carlo. *The Annals of Statistics*, 48(5):2904–2929, 2020.
- [23] Jeremy Heng, Ajay Jasra, Kody J. H. Law, and Alexander Tarakanov. On unbiased estimation for discretized models. *arXiv preprint arXiv:2102.12230*, 2021.
- [24] Viet Ha Hoang, Christoph Schwab, and Andrew M Stuart. Complexity analysis of accelerated MCMC methods for Bayesian inversion. *Inverse Problems*, 29(8):085010, 2013.
- [25] Pierre E Jacob and Alexandre H Thiery. On nonnegative unbiased estimators. *The Annals of Statistics*, 43(2):769–784, 2015.
- [26] Ajay Jasra, Kengo Kamatani, Kody J. H. Law, and Yan Zhou. Bayesian static parameter estimation for partially observed diffusions via multilevel Monte Carlo. *SIAM Journal on Scientific Computing*, 40(2):A887–A902, 2018.
- [27] Ajay Jasra, Kengo Kamatani, Kody J. H. Law, and Yan Zhou. A multi-index Markov chain Monte Carlo method. *International Journal for Uncertainty Quantification*, 8(1), 2018.
- [28] Ajay Jasra, Kody J. H. Law, and Deng Lu. Unbiased estimation of the gradient of the log-likelihood in inverse problems. *Statistics and Computing*, 31(3):1–18, 2021.
- [29] Ajay Jasra, Kody J. H. Law, and Yaxian Xu. Multi-index sequential Monte Carlo methods for partially observed stochastic partial differential equations. *International Journal for Uncertainty Quantification*, 11(3), 2021.
- [30] Ajay Jasra, Kody J. H. Law, and Fangyuan Yu. Unbiased filtering of a class of partially observed diffusions. *Advances in Applied Probability*, pages 1–27, 2020.
- [31] Kody Law, Andrew Stuart, and Konstantinos Zygalakis. Data assimilation. *Cham, Switzerland: Springer*, 214:52, 2015.
- [32] Kody J. H. Law, Neil Walton, Shangda Yang, and Ajay Jasra. Multi-index sequential Monte Carlo ratio estimators for Bayesian inverse problems. *arXiv preprint arXiv:2203.05351*, 2022.
- [33] Anne-Marie Lyne, Mark Girolami, Yves Atchadé, Heiko Strathmann, and Daniel Simpson. On Russian roulette estimates for Bayesian inference with doubly-intractable likelihoods. *Statistical science*, 30(4):443–467, 2015.
- [34] Don McLeish. A general method for debiasing a Monte Carlo estimator. *Monte Carlo methods and applications*, 17(4):301–315, 2011.
- [35] Jesper Møller, Anne Randi Syversveen, and Rasmus Plenge Waagepetersen. Log Gaussian Cox processes. *Scandinavian journal of statistics*, 25(3):451–482, 1998.

- [36] Pierre Del Moral, Ajay Jasra, Kody J. H. Law, and Yan Zhou. Multilevel sequential Monte Carlo samplers for normalizing constants. *ACM Transactions on Modeling and Computer Simulation (TOMACS)*, 27(3):1–22, 2017.
- [37] Iain Murray, Ryan Adams, and David MacKay. Elliptical slice sampling. In *Proceedings of the thirteenth international conference on artificial intelligence and statistics*, pages 541–548. JMLR Workshop and Conference Proceedings, 2010.
- [38] Dean S Oliver, Albert C Reynolds, and Ning Liu. *Inverse theory for petroleum reservoir characterization and history matching*. Cambridge University Press, 2008.
- [39] Benjamin Peherstorfer, Karen Willcox, and Max Gunzburger. Survey of multifidelity methods in uncertainty propagation, inference, and optimization. *Siam Review*, 60(3):550–591, 2018.
- [40] Carl Edward Rasmussen. Gaussian processes in machine learning. In *Summer school on machine learning*, pages 63–71. Springer, 2003.
- [41] Chang-han Rhee and Peter W Glynn. A new approach to unbiased estimation for SDE’s. In *Proceedings of the 2012 Winter Simulation Conference (WSC)*, pages 1–7. IEEE, 2012.
- [42] Chang-han Rhee and Peter W Glynn. Unbiased estimation with square root convergence for SDE models. *Operations Research*, 63(5):1026–1043, 2015.
- [43] Jaakko Riihimäki and Aki Vehtari. Laplace approximation for logistic Gaussian process density estimation and regression. *Bayesian analysis*, 9(2):425–448, 2014.
- [44] Christian P Robert and George Casella. *Monte Carlo statistical methods*, volume 2. Springer, 1999.
- [45] Heiko Strathmann, Dino Sejdinovic, and Mark Girolami. Unbiased Bayes for big data: paths of partial posteriors. *arXiv preprint arXiv:1501.03326*, 2015.
- [46] Andrew M Stuart. Inverse problems: a Bayesian perspective. *Acta numerica*, 19:451–559, 2010.
- [47] Albert Tarantola. *Inverse problem theory and methods for model parameter estimation*. SIAM, 2005.
- [48] Ming Teng, Farouk Nathoo, and Timothy D Johnson. Bayesian computation for log-Gaussian Cox processes: a comparative analysis of methods. *Journal of statistical computation and simulation*, 87(11):2227–2252, 2017.
- [49] Surya T Tokdar. Towards a faster implementation of density estimation with logistic Gaussian process priors. *Journal of Computational and Graphical Statistics*, 16(3):633–655, 2007.
- [50] Surya T Tokdar and Jayanta K Ghosh. Posterior consistency of logistic Gaussian process priors in density estimation. *Journal of statistical planning and inference*, 137(1):34–42, 2007.



- [51] Peter Jan Van Leeuwen, Yuan Cheng, and Sebastian Reich. *Nonlinear data assimilation*. Springer, 2015.
- [52] Matti Vihola. Unbiased estimators and multilevel Monte Carlo. *Operations Research*, 66(2):448–462, 2018.
- [53] Clément Walter. Point process-based Monte Carlo estimation. *Statistics and Computing*, 27(1):219–236, 2017.

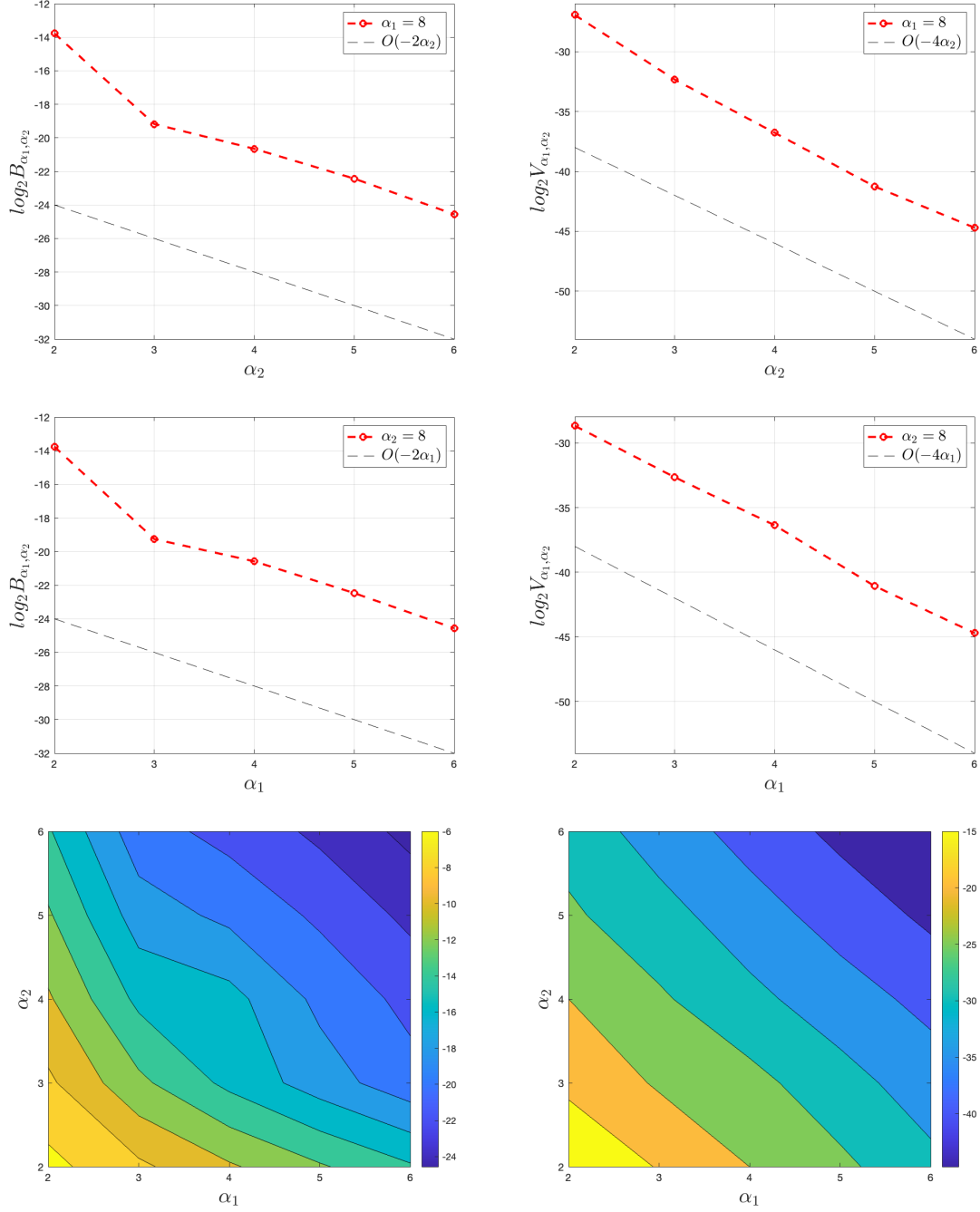


Figure 6: Convergence parameters fitting for the 2D inverse elliptic PDE problem: *Empirical values for strong and weak convergence parameters. All plots use 20 realizations with 1000 samples in each index as the maximum multi-index  $\alpha_1 = 6$  and  $\alpha_2 = 6$  for each experiment. (Right) Plots for the variance of unnormalized increments of increments; (Left) plots for the mean of unnormalized increments of increments.*

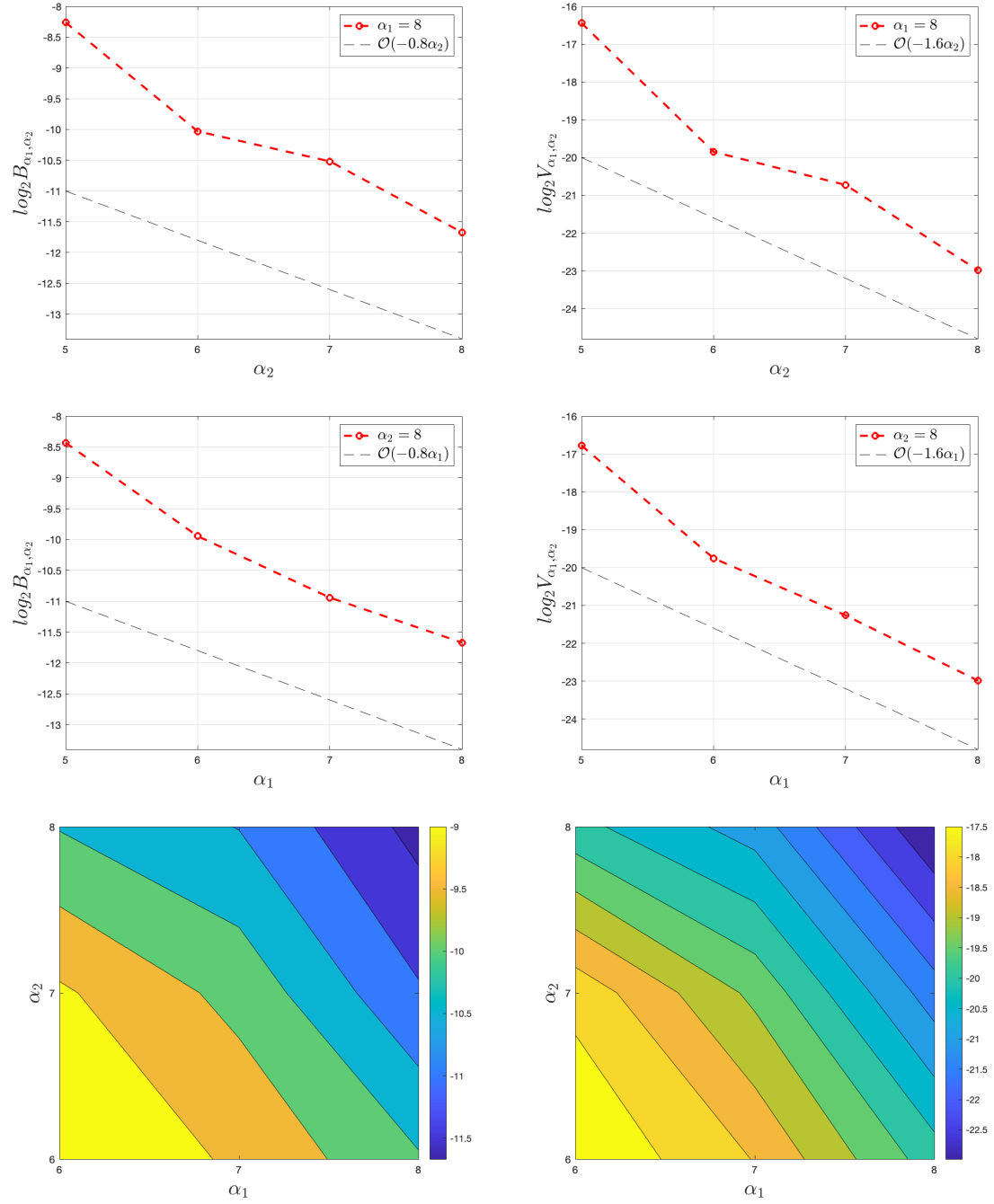


Figure 7: Convergence parameters fitting for the 2D LGC model: *Empirical values for strong and weak convergence parameters. All plots use 20 realizations with 1000 samples in each index as the minimum multi-index  $\alpha_1 = \alpha_2 = 5$  and maximum multi-index  $\alpha_1 = \alpha_2 = 8$  at each experiment. (Right) Plots for the variance of unnormalized increments of increments; (Left) plots for the mean of unnormalized increments of increments.*

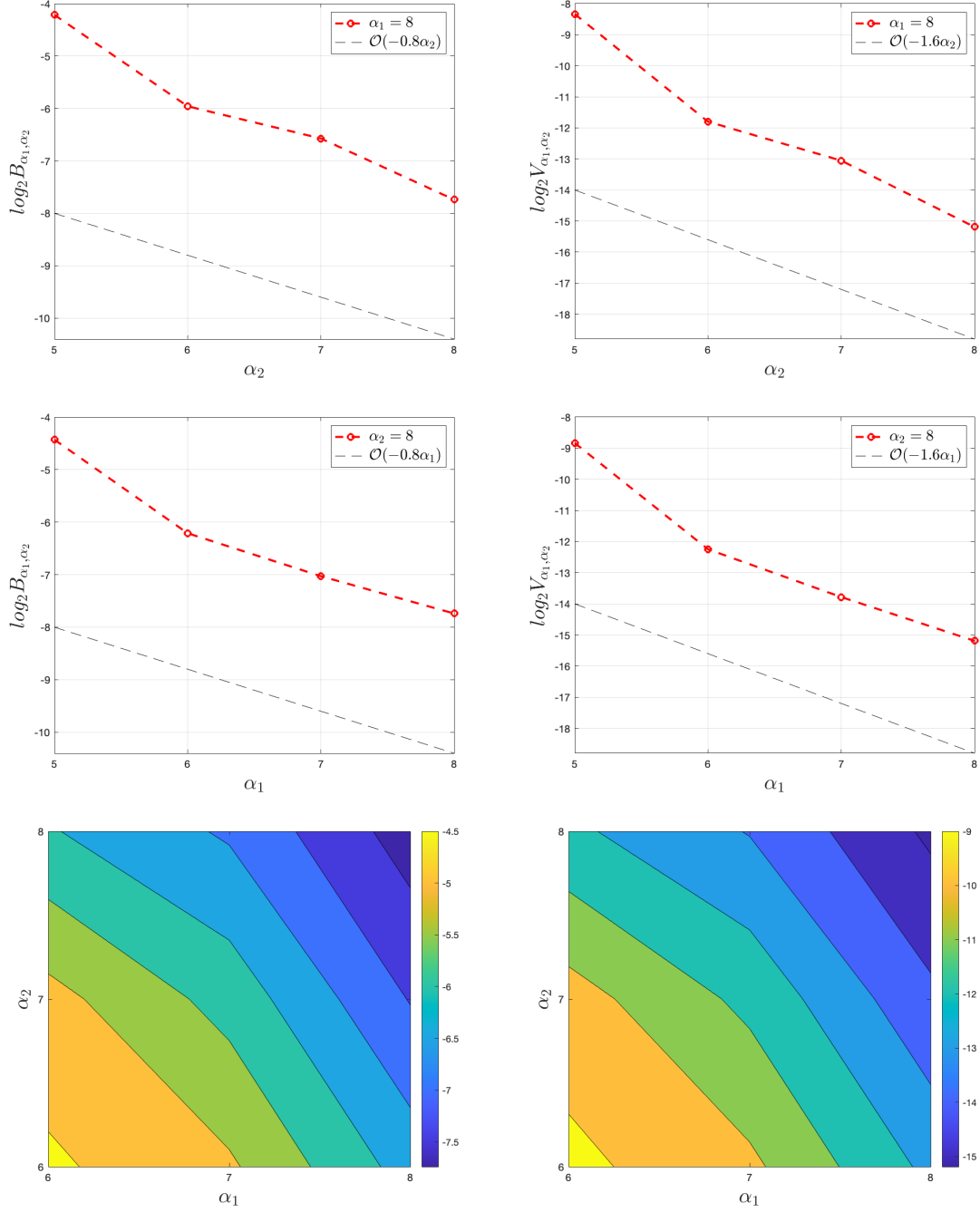


Figure 8: Convergence parameters fitting for the 2D LGP model: *Empirical values for strong and weak convergence parameters. All plots use 20 realizations with 1000 samples in each index as the minimum multi-index  $\alpha_1 = \alpha_2 = 5$  and maximum multi-index  $\alpha_1 = \alpha_2 = 8$  at each experiment. (Right) Plots for the variance of unnormalized increments of increments; (Left) plots for the mean of unnormalized increments of increments.*