

Lagrangian acceleration in fully developed turbulence and its Eulerian decompositions

Dhawal Buaria^{1,2,*} and Katepalli R. Sreenivasan¹

¹*Tandon School of Engineering, New York University, New York, NY 11201, USA*

²*Max Planck Institute for Dynamics and Self-Organization, 37077 Göttingen, Germany*

(Dated: October 31, 2022)

We study the properties of various Eulerian contributions to fluid particle acceleration by using well-resolved direct numerical simulations of isotropic turbulence, with the grid resolution as high as 12288^3 and the Taylor-scale Reynolds number R_λ in the range between 140 and 1300. The variance of convective acceleration, when normalized by Kolmogorov scales, increases linearly with R_λ , consistent with simple theoretical arguments, but very strongly differing from phenomenological predictions of Kolmogorov's hypothesis as well as Eulerian multifractal models. The scaling of the local acceleration is also linear R_λ to the leading order, but more complex in detail. The strong cancellation between the local and convective acceleration – faithful to the random sweeping hypothesis – results in the variance of the Lagrangian acceleration increasing only as $R_\lambda^{0.25}$, as recently shown by Buaria & Sreenivasan [Phys. Rev. Lett. 128, 234502 (2022)]. The acceleration variance is dominated by irrotational pressure gradient contributions, whose variance also follows an $R_\lambda^{0.25}$ scaling; the solenoidal viscous contributions are relatively small and follow a $R_\lambda^{0.13}$, consistent with Eulerian multifractal predictions.

I. INTRODUCTION

In classical mechanics, the dynamics of particle motion is characterized by the acceleration \mathbf{a} , defined by the rate of change of the particle velocity \mathbf{u} in a Lagrangian frame. Given its fundamental role, the statistics of acceleration are of substantial interest in the study of turbulent flows [1–5] and also for stochastic modeling of transport phenomena [6–9]. Of particular interest is the scaling of acceleration variance $\langle |\mathbf{a}|^2 \rangle$ which, according to Kolmogorov's 1941 mean-field phenomenology [10], can be written as $\langle |\mathbf{a}|^2 \rangle = a_0 \langle \epsilon \rangle^{3/2} \nu^{-1/2}$ [11], where $\langle \epsilon \rangle$ is the mean dissipation rate, ν is the kinematic viscosity and a_0 is a universal constant. However, it is widely known that due to small scale intermittency, a_0 is instead a variable that depends on the Reynolds number. Following a few decades of investigations [12–20], recent data from direct numerical simulations (DNS) of isotropic turbulence at high Reynolds numbers have established that $a_0 \sim R_\lambda^{0.25}$ [21], where R_λ is the Taylor-scale Reynolds number. This result is at odds with predictions from both Kolmogorov's theory and multifractal models [22, 23], and hence requires better understanding. In this Letter, our aim is to further analyze this result, especially in terms of various underlying contributions to acceleration.

We first note that, in fluid flows, an Eulerian viewpoint is often more convenient, whereby the Lagrangian or material derivative is defined as

$$\mathbf{a} = D\mathbf{u}/Dt = \partial\mathbf{u}/\partial t + \mathbf{u} \cdot \nabla \mathbf{u} , \quad (1)$$

where $\mathbf{a}_L \equiv \partial\mathbf{u}/\partial t$ is the local component, capturing the unsteady rate of change at a fixed spatial position, and $\mathbf{a}_C \equiv \mathbf{u} \cdot \nabla \mathbf{u}$ is the convective component, capturing the rate of change due to spatial variations. That is, $\mathbf{a} = \mathbf{a}_L + \mathbf{a}_C$. In addition, the dynamics of fluid motion in incompressible turbulent flows is governed by the Navier-Stokes equations

$$\mathbf{a} = -\nabla P + \nu \nabla^2 \mathbf{u} , \quad (2)$$

where P is the kinematic pressure. Since $\nabla \cdot \mathbf{u} = 0$ from incompressibility, the viscous term is solenoidal as well, whereas the pressure gradient term is irrotational, i.e., its curl is zero. Thus, the acceleration can also be written as $\mathbf{a} = \mathbf{a}_I + \mathbf{a}_S$ (with suffixes I and S for irrotational and solenoidal, respectively), with $\mathbf{a}_I \equiv -\nabla P$ and $\mathbf{a}_S \equiv \nu \nabla^2 \mathbf{u}$.

In this Letter, we shall consider both methods of decomposition and study how they relate to observed scaling of acceleration variance. Utilizing data from the state-of-the-art DNS of isotropic turbulence, we show that the variance of convective acceleration varies as R_λ , which follows from very simple theoretical arguments, but differs from multifractal predictions. The variance of local component also varies as R_λ to the leading order (with weaker second order dependencies), while always remaining slightly smaller than \mathbf{a}_C^2 . The Lagrangian acceleration results from strong cancellation between these two large quantities, varying as $R_\lambda^{0.25}$. We additionally explore how the properties \mathbf{a}_I and \mathbf{a}_S relate to local and convective accelerations.

* dhawal.buaria@nyu.edu

II. NUMERICAL APPROACH AND DATABASE

The DNS data analyzed here are obtained by solving the incompressible Navier-Stokes equations, corresponding to the canonical setup of forced stationary isotropic turbulence in a periodic domain [24, 25]. Highly accurate Fourier pseudo-spectral methods are utilized for spatial calculations, with aliasing errors controlled using a combination of grid-shifting and truncation [26]. An explicit second-order Runge-Kutta scheme is used for time integration. The database for the present work is the same as that of our recent study on acceleration [21] and several other recent works [27–32]. The grid resolution is as high as 12288^3 and the Taylor-scale Reynolds number R_λ lies in the range $140 - 1300$. Convergence with respect to small-scale resolution and statistical sampling has been assessed in these previous studies.

As in [21], we have also calculated the relevant statistics using Lagrangian fluid particle trajectories in the same range of R_λ , albeit with lower small-scale resolution [33–35]. At the level of second order moments reported in this work, the statistics are essentially identical from both Eulerian and Lagrangian data. However, the Lagrangian particle data are not suitable for studying higher order moments, due both to the lack of resolution and accumulated numerical errors resulting from interpolation of particle velocities [12].

III. RESULTS

A. Theoretical analysis

Before analyzing the DNS data, we present a brief theoretical analysis to obtain simplified relations between various Eulerian components of acceleration. For instance, it is straightforward to prove that in homogeneous turbulence, the correlation between an irrotational and a solenoidal vector is always zero (see Appendix). From this property, it follows that

$$\langle \mathbf{a}_I \cdot \mathbf{a}_S \rangle = 0 \quad (3)$$

$$\langle \mathbf{a}_I \cdot \mathbf{a}_L \rangle = 0. \quad (4)$$

Additionally, using statistical stationarity, we can show (see Appendix) that

$$\langle \mathbf{a}_S \cdot \mathbf{a}_L \rangle = 0. \quad (5)$$

Since $\mathbf{a} = \mathbf{a}_I + \mathbf{a}_S$, it also follows from Eqs. (4) and (5) that

$$\langle \mathbf{a} \cdot \mathbf{a}_L \rangle = 0, \quad (6)$$

i.e., the Lagrangian acceleration $D\mathbf{u}/Dt$ is uncorrelated to the Eulerian acceleration $\partial\mathbf{u}/\partial t$. This property directly yields the following result:

$$\langle \mathbf{a}_L \cdot \mathbf{a}_C \rangle = -\langle |\mathbf{a}_L|^2 \rangle. \quad (7)$$

These relations allow us to write the acceleration variance as

$$\langle |\mathbf{a}|^2 \rangle = \langle |\mathbf{a}_I|^2 \rangle + \langle |\mathbf{a}_S|^2 \rangle \quad (8)$$

$$\langle |\mathbf{a}|^2 \rangle = \langle |\mathbf{a}_C|^2 \rangle - \langle |\mathbf{a}_L|^2 \rangle. \quad (9)$$

Thus, while the acceleration variance is given by the sum of variances of the pressure gradient and viscous terms, it is also obtained via a direct cancellation of convective and local components. We will now explore how the scaling of all these Eulerian contributions affect the scaling of acceleration variance itself.

B. Properties of \mathbf{a}_I and \mathbf{a}_S

It is well known that acceleration variance is dominated by the irrotational pressure gradient contribution and the corresponding viscous contribution is negligible, i.e., $|\mathbf{a}_I| \gg |\mathbf{a}_S|$ [13, 36]. We first reaffirm this result in Fig. 1a which shows the fractional contributions of \mathbf{a}_I and \mathbf{a}_S , and also the correlation $\langle \mathbf{a}_I \cdot \mathbf{a}_S \rangle$, which is zero as expected. It is evident that $\langle |\mathbf{a}|^2 \rangle \approx \langle |\mathbf{a}_I|^2 \rangle$. We can readily show that

$$\langle \mathbf{a} \cdot \mathbf{a}_I \rangle = \langle \mathbf{a}_C \cdot \mathbf{a}_I \rangle = \langle |\mathbf{a}_I|^2 \rangle, \quad \langle \mathbf{a} \cdot \mathbf{a}_S \rangle = \langle \mathbf{a}_C \cdot \mathbf{a}_S \rangle = \langle |\mathbf{a}_S|^2 \rangle, \quad (10)$$

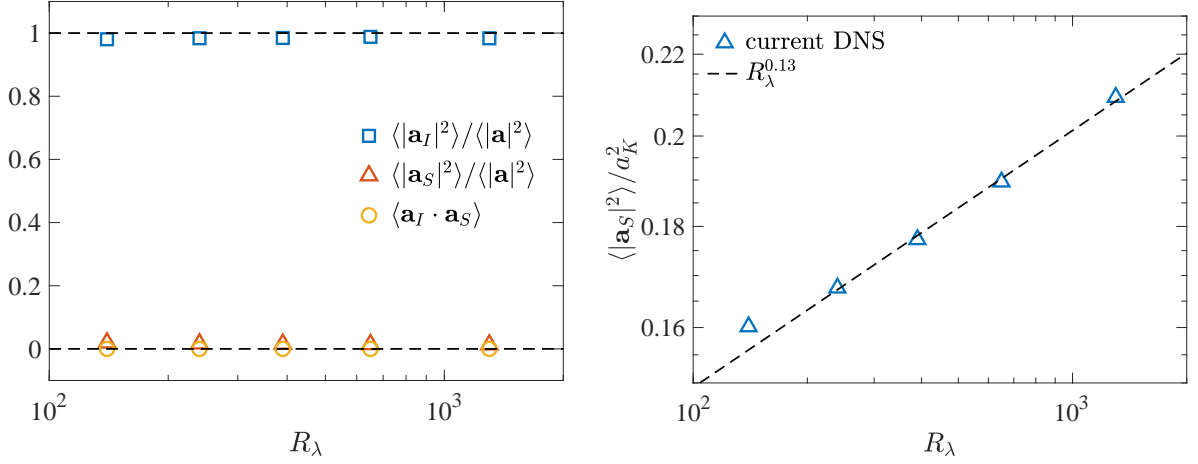


FIG. 1. (a) Fractional contributions of the irrotational pressure gradient and solenoidal viscous terms to the acceleration variance, as well as their mutual correlation, as functions of R_λ . (b) Variance of the solenoidal viscous acceleration normalized by the Kolmogorov scales, as a function of R_λ .

which demonstrate that both the pressure gradient and viscous contributions predominantly arise from the convective component. This is not surprising since we saw earlier that $\langle \mathbf{a}_I \cdot \mathbf{a}_L \rangle$ and $\langle \mathbf{a}_S \cdot \mathbf{a}_L \rangle$ are both zero. We shall further elaborate this point in the next subsection.

It is worth noting that, while the contribution from the viscous term \mathbf{a}_S is negligible in comparison to \mathbf{a}_I , it is nevertheless finite and intimately connected to the fundamental dynamics of turbulence. In particular, its variance can be written as [11, 13]

$$\langle |\mathbf{a}_S|^2 \rangle / a_K^2 = -\frac{35}{2} \frac{\mathcal{S}}{(15)^{3/2}}, \quad (11)$$

where $a_K = \langle \epsilon \rangle^{3/4} \nu^{-1/4}$ and \mathcal{S} is the skewness of longitudinal velocity gradients, which is always negative in turbulence, characterizing the energy cascade from large to small scales [37, 38]. The skewness can also be related to vortex stretching [39] and is known to weakly increase in magnitude as $R_\lambda^{0.13}$ [40]. This scaling matches the prediction from extending Eulerian multifractals to Lagrangian variables [22, 38, 41]. Figure 1b shows a satisfactory agreement with this result (except at the lowest Reynolds number).

However, our recent work [21] computed the acceleration variance $\langle |\mathbf{a}_I|^2 \rangle$ and found it to vary as $R_\lambda^{0.25}$. We expressed the acceleration analytically in terms of the fourth order velocity structure functions [42, 43], and showed that

$$\langle |\mathbf{a}|^2 \rangle / a_K^2 \approx \langle |\mathbf{a}_I|^2 \rangle / a_K^2 \sim R_\lambda^{0.25}. \quad (12)$$

The data from various sources, including our own DNS, show excellent agreement with this prediction (see [21]; we also reaffirm it below). It then follows that an extension of Eulerian multifractals to explain intermittency of Lagrangian quantities is fraught with major uncertainties.

C. Properties of \mathbf{a}_L and \mathbf{a}_C

From Eq. (9), acceleration variance results from direct cancellation between the variances of \mathbf{a}_C and \mathbf{a}_L . This cancellation is consistent with the random sweeping hypothesis proposed by Kraichnan [44] – see also Tennekes [45] – which states that the small scales of turbulence are swept past an Eulerian observer on a much shorter time scale than the time scale governing their dynamical evolution. The nominal validity of this hypothesis is also implicitly reflected in the fact that $\mathbf{a} = D\mathbf{u}/Dt$ and $\mathbf{a}_L = \partial\mathbf{u}/\partial t$ are uncorrelated (see Eq. (6)).

The convective acceleration $\mathbf{a}_C = \mathbf{u} \cdot \nabla \mathbf{u}$ essentially represents a correlation between the velocity and its gradients. Given the general understanding that the former characterizes the large scales and the latter the small scales, we can assume that the two are essentially uncorrelated (provided R_λ is sufficiently high). Thus, simple scaling arguments suggest that $|\mathbf{a}_C| \sim u'/\tau_K$ where u' is the root-mean-square (rms) velocity and τ_K is the Kolmogorov time scale, characterizing the rms of velocity gradients. We then have

$$\langle |\mathbf{a}_C|^2 \rangle / a_K^2 = c R_\lambda, \quad (13)$$

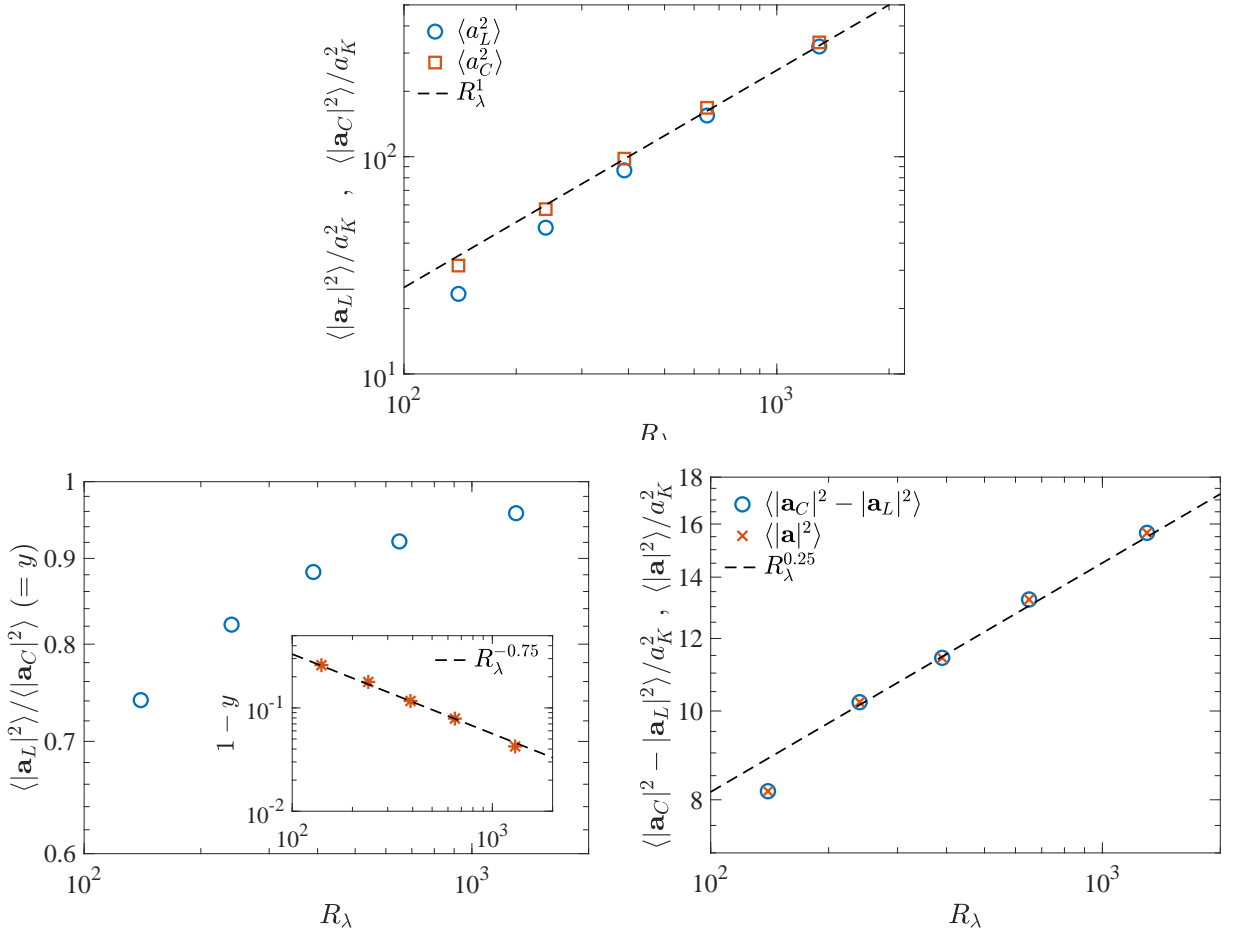


FIG. 2. (a) Variances of local and convective acceleration, normalized by Kolmogorov scales, as a function of R_λ . (b) Ratio of variance of local and convective acceleration; inset shows deficit of the ratio from unity (c) Difference between the convective and local acceleration as a function of R_λ , compared directly with acceleration variance.

where c is some proportionality constant and we have utilized the classical estimate $u'/u_K \sim R_\lambda^{1/2}$ [38] (u_K being the Kolmogorov velocity scale). To the first order, it can be also expected that $\langle |\mathbf{a}_L|^2 \rangle$ also follows a similar scaling. This can be inferred indirectly by noting that

$$\langle |\mathbf{a}_L|^2 \rangle = \langle |\mathbf{a}_C|^2 \rangle - \langle |\mathbf{a}|^2 \rangle \quad (14)$$

$$= \langle |\mathbf{a}_C|^2 \rangle - \langle |\mathbf{a}_I|^2 \rangle - \langle |\mathbf{a}_S|^2 \rangle. \quad (15)$$

where observations show that the scaling of $|\mathbf{a}_C|^2$ dominates over other two components.

Figure 2a shows the variances of local and convective acceleration. It can be immediately seen that $|\mathbf{a}_C|^2/a_K^2$ follows a simple linear scaling in R_λ , as anticipated in Eq. (13). On the other hand, $|\mathbf{a}_L|^2/a_K^2$ approaches this scaling as R_λ increases, but noticeably deviates at low R_λ . Using the results in Eqs. (11)-(15), the precise scaling of $\langle |\mathbf{a}_L|^2 \rangle$ can be quantified as

$$\langle |\mathbf{a}_L|^2 \rangle / a_K^2 = cR_\lambda - c_1 R_\lambda^{0.25} - c_2 R_\lambda^{0.13}, \quad (16)$$

where c_1 and c_2 are proportionality constants. Evidently, the deviations at lower R_λ can be understood in terms of these additional terms. It also follows from here that the ratio $\langle |\mathbf{a}_L|^2 \rangle / \langle |\mathbf{a}_C|^2 \rangle$ has the form $1 - (c_1/c)R_\lambda^{-0.75} - (c_2/c)R_\lambda^{-0.87}$. Asymptotically, when normalized by Kolmogorov variable, $\langle |\mathbf{a}|^2 \rangle = \langle |\mathbf{a}_C|^2 \rangle - \langle |\mathbf{a}_L|^2 \rangle \approx c_1 R_\lambda^{-0.25}$.

To verify the behaviors of \mathbf{a}_L and \mathbf{a}_C we plot in Fig. 2b the ratio $y = \langle |\mathbf{a}_L|^2 \rangle / \langle |\mathbf{a}_C|^2 \rangle$ as a function of R_λ . The inset shows $1 - y$, which is in excellent agreement with a power law $R_\lambda^{-0.75}$. The ratio steadily approaches unity, which demonstrates that, asymptotically, only the $R_\lambda^{0.25}$ term contributes to Lagrangian acceleration. This is also confirmed by Fig. 2c, which shows $\langle |\mathbf{a}_C|^2 \rangle - \langle |\mathbf{a}_L|^2 \rangle$ normalized by Kolmogorov scales with the acceleration variance data from [21] – both sets of points are indistinguishable and in excellent agreement with $R_\lambda^{0.25}$ scaling.

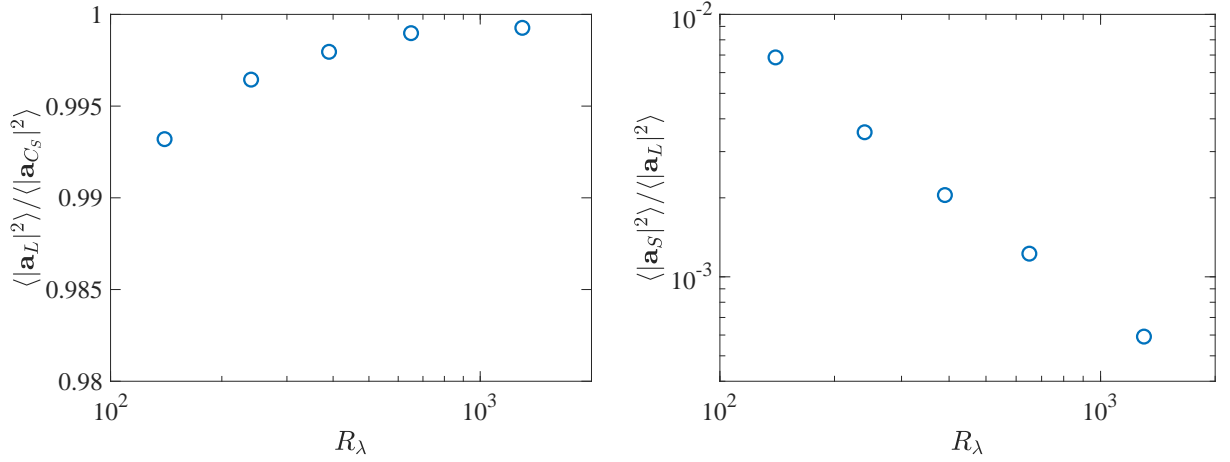


FIG. 3. (a) Ratio of variance of local acceleration to that of solenoidal component of convective acceleration, as a function of R_λ . (b) Ratio of variance of solenoidal viscous acceleration to that of local acceleration.

D. Further analyzing the role of \mathbf{a}_C

The near cancellation between \mathbf{a}_L and \mathbf{a}_C can be further analyzed by noticing that \mathbf{a}_L is solenoidal, whereas \mathbf{a}_C is not; thus, they can never completely cancel each other. Further, since \mathbf{a}_I is irrotational and \mathbf{a}_S is solenoidal, we can write [36]

$$\mathbf{a}_{C_I} = \mathbf{a}_I, \quad (17)$$

$$\mathbf{a}_L + \mathbf{a}_{C_S} = \mathbf{a}_S, \quad (18)$$

where we have decomposed \mathbf{a}_C into irrotational and solenoidal components, i.e., $\mathbf{a}_C = \mathbf{a}_{C_I} + \mathbf{a}_{C_S}$. Such a decomposition can readily be implemented in Fourier space using the Helmholtz decomposition, i.e., for a vector \mathbf{V} with Fourier coefficient $\hat{\mathbf{V}}$, the Fourier coefficients of irrotational and solenoidal parts are, respectively, given as

$$\hat{\mathbf{V}}_I(\mathbf{k}) = (\mathbf{k} \cdot \hat{\mathbf{V}})\mathbf{k}/k^2, \quad \hat{\mathbf{V}}_S(\mathbf{k}) = \hat{\mathbf{V}} - \hat{\mathbf{V}}_I, \quad (19)$$

where \mathbf{k} is the wave-vector and $k = |\mathbf{k}|$. Note that irrotationality is imposed in Fourier space by the condition $\mathbf{k} \times \hat{\mathbf{V}}_I = \mathbf{0}$, and solenoidality by $\mathbf{k} \cdot \hat{\mathbf{V}}_S = 0$ (both of which can be easily verified).

From the above decomposition, it trivially follows that $|\mathbf{a}_{C_I}|^2 = |\mathbf{a}_I|^2$ and $\langle |\mathbf{a}_C|^2 \rangle = \langle |\mathbf{a}_{C_I}|^2 \rangle + \langle |\mathbf{a}_{C_S}|^2 \rangle$ and we can also show that

$$\langle \mathbf{a}_L \cdot \mathbf{a}_{C_S} \rangle = -\langle |\mathbf{a}_L|^2 \rangle, \quad (20)$$

$$\langle |\mathbf{a}_S|^2 \rangle = \langle |\mathbf{a}_{C_S}|^2 \rangle - \langle |\mathbf{a}_L|^2 \rangle. \quad (21)$$

Thus, the very small solenoidal component \mathbf{a}_S results from near perfect cancellation between \mathbf{a}_{C_S} and \mathbf{a}_L . We quantify this in Fig. 3. Panel a shows that the ratio $\langle |\mathbf{a}_L|^2 \rangle / \langle |\mathbf{a}_{C_S}|^2 \rangle$ steadily approaches unity as R_λ increases (though it cannot be strictly unity since $|\mathbf{a}_S|$ is always finite). In panel b, the ratio $\langle |\mathbf{a}_S|^2 \rangle / \langle |\mathbf{a}_L|^2 \rangle$ is shown, which steadily decreases with R_λ as expected.

In summary, based on the present analysis, we can essentially write $|\mathbf{a}_C| \gtrsim |\mathbf{a}_{C_S}| \gtrsim |\mathbf{a}_L| \gg |\mathbf{a}| \approx |\mathbf{a}_I| = |\mathbf{a}_{C_I}| \gg |\mathbf{a}_S|$. Perhaps surprisingly, $\langle |\mathbf{a}|^2 \rangle \approx \langle |\mathbf{a}_I|^2 \rangle \sim R_\lambda^{0.25}$, while variances of the components \mathbf{a}_C and \mathbf{a}_L have far stronger dependencies on R_λ ; for example, $\langle |\mathbf{a}_C|^2 \rangle$ essentially scales as R_λ .

IV. CONCLUSIONS

The most interesting result of the analysis is that the local and convection terms of acceleration are anti-correlated and both of them depart from Kolmogorov's paradigm very strongly (also from the multifractal formalism). In particular, the variance of both essentially scale linearly with R_λ . The two terms are, however, strongly anti-correlated. Thus, the difference between the two, which specifies the Lagrangian acceleration, increases as $R_\lambda^{0.25}$ [21]. This result,

which is an indication that the two terms are separately much more intermittent than their algebraic (vector) sum, is at odds with Kolmogorov's and multifractal formalisms, but not nearly as much as their sum. The scaling $\langle |\mathbf{a}_C|^2 \rangle \sim R_\lambda$ comes from the assumption that \mathbf{u} and $\nabla \mathbf{u}$ are uncorrelated, so essentially $\langle |\mathbf{a}_C|^2 \rangle$ follows the same scaling as $\langle |\mathbf{u}|^2 \rangle$. The interpretation is that the small scales are simply swept by the large scale velocity without getting affected, which is consistent with the random sweeping hypothesis.

Appendix A: Vanishing correlations between various Eulerian contributions to acceleration

Let us assume that vector \mathbf{A} is irrotational and vector \mathbf{B} is solenoidal; this implies $\nabla \times \mathbf{A} = \mathbf{0}$ and $\nabla \cdot \mathbf{B} = 0$ (or $\partial B_i / \partial x_i = 0$). For the former, we can write $A_i = \partial \phi / \partial x_i$, where ϕ is some scalar quantity. Thus, the correlation can be simplified as:

$$\langle \mathbf{A} \cdot \mathbf{B} \rangle = \left\langle \frac{\partial \phi}{\partial x_i} B_i \right\rangle \quad (\text{A1})$$

$$= \left\langle \frac{\partial(\phi B_i)}{\partial x_i} - \phi \frac{\partial B_i}{\partial x_i} \right\rangle \quad (\text{A2})$$

$$= \frac{\partial \langle \phi B_i \rangle}{\partial x_i} - \left\langle \phi \frac{\partial B_i}{\partial x_i} \right\rangle \quad (\text{A3})$$

$$= 0, \quad (\text{A4})$$

where the first term is zero from statistical homogeneity and the second term is zero since $\partial B_i / \partial x_i = 0$.

Thus, for the components of acceleration, we can write

$$\langle \mathbf{a}_I \cdot \mathbf{a}_S \rangle = 0 \quad (\text{A5})$$

$$\langle \mathbf{a}_I \cdot \mathbf{a}_L \rangle = 0. \quad (\text{A6})$$

For the correlation between \mathbf{a}_S and \mathbf{a}_L , the following steps have to be considered:

$$\langle \mathbf{a}_S \cdot \mathbf{a}_L \rangle = \left\langle \nu \frac{\partial^2 u_i}{\partial x_k \partial x_k} \cdot \frac{\partial u_i}{\partial t} \right\rangle \quad (\text{A7})$$

$$= \nu \left\langle \frac{\partial}{\partial x_k} \left(\frac{\partial u_i}{\partial x_k} \frac{\partial u_i}{\partial t} \right) - \frac{\partial u_i}{\partial x_k} \cdot \frac{\partial}{\partial t} \left(\frac{\partial u_i}{\partial x_k} \right) \right\rangle \quad (\text{A8})$$

$$= \nu \left\langle \frac{\partial}{\partial x_k} \left(\frac{\partial u_i}{\partial x_k} \frac{\partial u_i}{\partial t} \right) \right\rangle - \frac{\nu}{2} \left\langle \frac{\partial}{\partial t} \left(\frac{\partial u_i}{\partial x_k} \right)^2 \right\rangle \quad (\text{A9})$$

$$= 0. \quad (\text{A10})$$

The last step follows from the fact that the first term is zero from statistical homogeneity, whereas the second term is zero from statistical stationarity. Since $\mathbf{a} = \mathbf{a}_I + \mathbf{a}_S$, it also follows that

$$\langle \mathbf{a} \cdot \mathbf{a}_L \rangle = 0. \quad (\text{A11})$$

-
- [1] A. La Porta, G. A. Voth, A. M. Crawford, J. Alexander, and E. Bodenschatz, "Fluid particle accelerations in fully developed turbulence," *Nature* **409**, 1017–1019 (2001).
 - [2] F. Toschi and E. Bodenschatz, "Lagrangian properties of particles in turbulence," *Annu. Rev. Fluid Mech.* **41**, 375–404 (2009).
 - [3] N. Stelzenmuller, J. I. Polanco, L. Vignal, I. Vinkovic, and N. Mordant, "Lagrangian acceleration statistics in a turbulent channel flow," *Phys. Rev. Fluids* **2**, 054602 (2017).
 - [4] D. Buaria, A. Pumir, F. Feraco, R. Marino, A. Pouquet, D. Rosenberg, and L. Primavera, "Single-particle Lagrangian statistics from direct numerical simulations of rotating-stratified turbulence," *Phys. Rev. Fluids* **5**, 064801 (2020).
 - [5] J. Bec, L. Biferale, G. Boffetta, A. Celani, M. Cencini, A. Lanotte, S. Musacchio, and F. Toschi, "Acceleration statistics of heavy particles in turbulence," *J. Fluid Mech.* **550**, 349–358 (2006).
 - [6] B. L. Sawford, "Reynolds number effects in Lagrangian stochastic models of turbulent dispersion," *Phys. Fluids A* **3**, 1577–1586 (1991).

- [7] J. C. Wyngaard, “Atmospheric turbulence,” *Annu. Rev. Fluid Mech.* **24**, 205–234 (1992).
- [8] S. B. Pope, “Lagrangian PDF methods for turbulent flows,” *Annu. Rev. Fluid Mech.* **26**, 23–63 (1994).
- [9] J. D. Wilson and B. L. Sawford, “Review of Lagrangian stochastic models for trajectories in the turbulent atmosphere,” (1996).
- [10] A. N. Kolmogorov, “Local structure of turbulence in an incompressible fluid for very large Reynolds numbers,” *Dokl. Akad. Nauk. SSSR* **30**, 299–303 (1941).
- [11] A. S. Monin and A. M. Yaglom, *Statistical Fluid Mechanics*, Vol. 2 (MIT Press, 1975).
- [12] P. K. Yeung and S. B. Pope, “Lagrangian statistics from direct numerical simulations of isotropic turbulence,” *J. Fluid Mech.* **207**, 531–586 (1989).
- [13] P. Vedula and P. K. Yeung, “Similarity scaling of acceleration and pressure statistics in numerical simulations of isotropic turbulence,” *Phys Fluids* **11**, 1208–1220 (1999).
- [14] T. Gotoh and R. S. Rogallo, “Intermittency and scaling of pressure at small scales in forced isotropic turbulence,” *J. Fluid Mech.* **396**, 257–285 (1999).
- [15] G. A. Voth, A. La Porta, A. M. Crawford, J. Alexander, and E. Bodenschatz, “Measurement of particle accelerations in fully developed turbulence,” *J. Fluid Mech.* **469**, 121–160 (2002).
- [16] B. L. Sawford, P. K. Yeung, M. S. Borgas, P. Vedula, A. La Porta, A. M. Crawford, and E. Bodenschatz, “Conditional and unconditional acceleration statistics in turbulence,” *Phys. Fluids* **15**, 3478–3489 (2003).
- [17] N. Mordant, E. L  v  que, and J.-F. Pinton, “Experimental and numerical study of the Lagrangian dynamics of high Reynolds turbulence,” *New J. Phys.* **6**, 116 (2004).
- [18] A. Gylfason, S. Ayyalasomayajula, and Z. Warhaft, “Intermittency, pressure and acceleration statistics from hot-wire measurements in wind-tunnel turbulence,” *J. Fluid Mech.* **501**, 213–229 (2004).
- [19] P. K. Yeung, S. B. Pope, A. G. Lamorgese, and D. A. Donzis, “Acceleration and dissipation statistics of numerically simulated isotropic turbulence,” *Physics of fluids* **18**, 065103 (2006).
- [20] T. Ishihara, Y. Kaneda, M. Yokokawa, K. Itakura, and A. Uno, “Small-scale statistics in high resolution of numerically isotropic turbulence,” *J. Fluid Mech.* **592**, 335–366 (2007).
- [21] D. Buaria and K. R. Sreenivasan, “Scaling of acceleration statistics in high Reynolds number turbulence,” *Phys. Rev. Lett.* **128**, 234502 (2022).
- [22] M. S. Borgas, “The multifractal Lagrangian nature of turbulence,” *Philos. Trans. R. Soc. A* **342**, 379–411 (1993).
- [23] L. Biferale, G. Boffetta, A. Celani, B. J. Devenish, A. Lanotte, and F. Toschi, “Multifractal statistics of Lagrangian velocity and acceleration in turbulence,” *Phys. Rev. Lett.* **93**, 064502 (2004).
- [24] T. Ishihara, T. Gotoh, and Y. Kaneda, “Study of high-Reynolds number isotropic turbulence by direct numerical simulations,” *Ann. Rev. Fluid Mech.* **41**, 165–80 (2009).
- [25] D. Buaria, A. Pumir, E. Bodenschatz, and P. K. Yeung, “Extreme velocity gradients in turbulent flows,” *New J. Phys.* **21**, 043004 (2019).
- [26] R. S. Rogallo, “Numerical experiments in homogeneous turbulence,” NASA Technical Memo (1981).
- [27] D. Buaria and K. R. Sreenivasan, “Dissipation range of the energy spectrum in high Reynolds number turbulence,” *Phys. Rev. Fluids* **5**, 092601(R) (2020).
- [28] D. Buaria, A. Pumir, and E. Bodenschatz, “Self-attenuation of extreme events in Navier-Stokes turbulence,” *Nat. Commun.* **11**, 5852 (2020).
- [29] D. Buaria and A. Pumir, “Nonlocal amplification of intense vorticity in turbulent flows,” *Phys. Rev. Research* **3**, 042020 (2021).
- [30] D. Buaria and A. Pumir, “Vorticity-strain rate dynamics and the smallest scales of turbulence,” *Phys. Rev. Lett.* **128**, 094501 (2022).
- [31] D. Buaria, A. Pumir, and E. Bodenschatz, “Generation of intense dissipation in high Reynolds number turbulence,” *Philos. Trans. R. Soc. A* **380**, 20210088 (2022).
- [32] D. Buaria and K. R. Sreenivasan, “Intermittency of turbulent velocity and scalar fields using three-dimensional local averaging,” *Phys. Rev. Fluids* **7**, L072601 (2022).
- [33] D. Buaria, B. L. Sawford, and P. K. Yeung, “Characteristics of backward and forward two-particle relative dispersion in turbulence at different Reynolds numbers,” *Phys. Fluids* **27**, 105101 (2015).
- [34] D. Buaria, P. K. Yeung, and B. L. Sawford, “A Lagrangian study of turbulent mixing: forward and backward dispersion of molecular trajectories in isotropic turbulence,” *J. Fluid Mech.* **799**, 352–382 (2016).
- [35] D. Buaria and P. K. Yeung, “A highly scalable particle tracking algorithm using partitioned global address space (PGAS) programming for extreme-scale turbulence simulations,” *Comput. Phys. Commun.* **221**, 246 – 258 (2017).
- [36] A. Tsinober, P. Vedula, and P. K. Yeung, “Random Taylor hypothesis and the behavior of local and convective accelerations in isotropic turbulence,” *Phys. Fluids* **13**, 1974–1984 (2001).
- [37] G. K. Batchelor, *An Introduction to Fluid Dynamics* (Cambridge University Press, Cambridge, 1967).
- [38] U. Frisch, *Turbulence: The Legacy of Kolmogorov* (Cambridge University Press, Cambridge, 1995).
- [39] R. Betchov, “An inequality concerning the production of vorticity in isotropic turbulence,” *J. Fluid Mech.* **1**, 497–504 (1956).
- [40] D. Buaria, E. Bodenschatz, and A. Pumir, “Vortex stretching and enstrophy production in high Reynolds number turbulence,” *Phys. Rev. Fluids* **5**, 104602 (2020).
- [41] K. R. Sreenivasan and C. Meneveau, “Singularities of the equations of fluid motion,” *Phys. Rev. A* **38**, 6287–6295 (1988).
- [42] R. J. Hill and J. M. Wilczak, “Pressure structure functions and spectra for locally isotropic turbulence,” *J. Fluid Mech.* **296**, 247–269 (1995).

- [43] R. J. Hill, “Scaling of acceleration in locally isotropic turbulence,” *J. Fluid Mech.* **452**, 361–370 (2002).
- [44] R. H. Kraichnan, “Kolmogorov’s hypotheses and Eulerian turbulence theory,” *Phys. Fluids* **7**, 1723–1734 (1964).
- [45] H. Tennekes, “Eulerian and Lagrangian time microscales in isotropic turbulence,” *J. Fluid Mech.* **67**, 561–567 (1975).