

# Russian propaganda on social media during the 2022 invasion of Ukraine

Dominique Geissler<sup>1</sup>, Dominik Bär<sup>1</sup>, Nicolas Pröllochs<sup>2</sup>, and Stefan Feuerriegel<sup>1</sup>

<sup>1</sup>LMU Munich, Munich, Germany

<sup>2</sup>University of Giessen, Germany

{d.geissler, baer}@lmu.de, nicolas.proellochs@wi.jlug.de, feuerriegel@lmu.de

## **Abstract**

The Russian invasion of Ukraine in February 2022 was accompanied by practices of information warfare, yet existing evidence is largely anecdotal while large-scale empirical evidence is lacking. Here, we analyze the spread of pro-Russian support on social media. For this, we collected  $N = 349,455$  messages from Twitter with pro-Russian support. Our findings suggest that pro-Russian messages received  $\sim 251,000$  retweets and thereby reached around 14.4 million users. Pro-Russian messages were primarily disseminated in countries such as India, South Africa, and the United States. We further provide evidence that likely bots played a disproportionate role in the dissemination of pro-Russian messages and amplified its proliferation. Overall, 20.28% of the spreaders are classified as likely bots, most of which were created at the beginning of the invasion. Together, our findings suggest the presence of a large-scale Russian propaganda campaign on social media and highlight the new threats to society that originate from it. Our results also suggest that curbing bots may be an effective strategy to mitigate such campaigns.

**Keywords:** social media, online spreading, propaganda, bots, Russo-Ukraine war

# Main

On February 24, 2022, Russia invaded Ukraine [1, 2], thereby escalating the Russo-Ukrainian war that began with the annexation of Crimea in 2014 [3]. As of now, the war has led to a major energy crisis [4], global food shortages [5], and one of the largest refugee crises with more than 7 million Ukrainian refugees [6]. The invasion was later deplored by the United Nations (UN) General Assembly, with 141 countries approving Resolution ES-11/1, 5 countries voting against (e.g., Belarus, North Korea), and 35 countries abstaining (e.g., India, South Africa, and Pakistan) [7].

A widespread concern is that practices of modern warfare in form of large-scale Russian propaganda campaigns are used to shape the narrative around the war, yet corresponding research is still nascent. On the one hand, the Russian government enforced new legislation exerting power over traditional media outlets to persuade citizens to support the war. As a result, domestic media outlets are forced to adopt the official narrative [8, 9, 10]. On the other hand, Russian propaganda has been suspected to influence other countries outside Russia, in particular, by using social media to promote hostility against the West. Here, one goal could be to diminish the support for sanctions against Russia and to weaken the support for Ukraine, especially in countries that have abstained from approving the United Nations Resolution ES-11/1 deploring the invasion. However, evidence of Russian propaganda campaigns from the 2022 invasion of Ukraine is so far purely anecdotal, whereas rigorous empirical evidence is missing.

Russian propaganda has been documented in several Western countries during previous conflicts [11, 12]. Oftentimes, the underlying narratives are recycled from past propaganda campaigns [13, 14] and aim to destabilize democratic countries by sowing doubt and polarizing citizens [13]. With the rise of the Internet, propaganda campaigns increasingly make use of social media. This gives rise to growing concerns that social media may be strategically used to increase political division and influence public opinion as a tool of modern warfare [15, 16, 17, 18]. For

example, a coordinated social media campaign was launched by a Russian organization known as the Internet Research Agency (IRA) during the 2014 Russo-Ukrainian conflict [16, 19]. The IRA has also been suspected of meddling in several elections. Among others, the IRA aimed to influence the outcomes of the 2016 U.S. presidential election [20, 21, 22, 23, 24, 25, 26], even though the influence on voting behavior has been questioned [27]. Other examples of foreign influence operations through the IRA are, e.g., the U.K. Brexit Referendum [28], and the 2017 French presidential election [29]. Yet, the aforementioned works focus on historical tactics of the IRA, while it is likely that the tactics of Russian foreign influence operations have become more refined over time. For example, in 2016, the IRA primarily employed trolls (rather than automated accounts such as bots) to influence foreign events [?], and Twitter has taken actions to find and remove accounts associated with the IRA [30]. Hence, it is likely that social media campaigns such as from Russian propaganda have become more advanced over time and employ new tactics, which thus pose the need for new, large-scale empirical evidence.

A particular threat of social media is that propaganda campaigns can reach online exposure at an unprecedented scale. While previous campaigns from the IRA relied largely upon trolls to spread propaganda [?, 30], it is likely that current influence operations make increasing use of bots. Generally, bots allow producing high volumes of software-controlled social media profiles at low cost [31]. Previously, bots have been deployed to spread disinformation, fake news, and hate speech on social media [20, 32, 33, 34]. In particular, they aid in the spread of low-credibility content (e. g., misinformation, false news) by amplifying early-stage diffusion [20]. Despite that bots post and receive less retweets than humans in social media networks, bots still attract more attention than human accounts [35] and thus can proliferate content that would otherwise not go viral [34]. An example of this was seen by the role of bots in the 2016 U.S. presidential election [21, 24, 36]. The result is that bots have the potential to shape the online discourse, radicalize users, and amplify social division [16, 33]. In the context of Russian propaganda, anecdotal evidence suggests that Russia invested in automated disinformation tools and “bot farms” for many years [16, 19, 37].

This raises the concern that pro-Russian bots may fuel and amplify Russian propaganda efforts also during the 2022 Russian invasion of Ukraine.

In this paper, we analyze the spread of pro-Russian support on social media. For this, we collected  $N = 349,455$  messages from February through July 2022 with pro-Russian content from Twitter. Our analysis is three-fold. First, we analyze the overall reach of the pro-Russian messages. We find that pro-Russian messages received more than  $\sim 251,000$  retweets and thereby reached  $\sim 14.4$  million users. Second, we analyze the strategy with which pro-Russian messages were disseminated. In particular, we document a disproportionate role of likely bots, which suggests the presence of a coordinated campaign:  $\sim 20.28\%$  of the spreaders are classified as likely bots, and most of them were created at the beginning of the invasion. Third, we study between-country heterogeneity in the impact of likely bots and find that pro-Russian support was mainly disseminated in countries such as India, South Africa, and the United States. Together, our findings provide evidence for a Russian propaganda campaign, which was disseminated widely on social media and was amplified by likely bots. Finally, our findings have important implications for designing effective counter-strategies to mitigate societal threats from propaganda in modern warfare.

## Methods

**Data collection.** The data for this study were collected from the social media platform Twitter (<http://twitter.com>). Twitter was chosen because it is widely used for news consumption (in addition to entertainment) [38] and because of its high popularity in various parts of the world including Western, African, and Asian countries [39]. This is different from other social media platforms that sometimes have only a narrow user base in a specific geographic region, whereas our choice should allow us to study cross-country heterogeneity in pro-Russian support.

We queried the Twitter API v2 (Academic Research track) [40] for messages (source tweets, retweets, and replies) from February 1, 2022 through July 31, 2022. For this, we first defined a “seed” search query which we then expanded iteratively. Specifically, we started with the hashtag `#istandwithrussia`, which was a widespread hallmark of pro-Russian support on Twitter and among the most trending hashtags on both March 2 and March 3, 2022. We then analyzed a random subsample of 1,000 messages to search for other pertinent hashtags that may have been used to signal pro-Russian support. As a result, we identified three additional common hashtags with a clearly pro-Russian connotation (i.e., `#standwithrussia`, `#istandwithputin`, and `#standwithputin`), and then queried Twitter also for these hashtags. Note that the above hashtags likely capture the bulk of messages with pro-Russian hashtags on Twitter. The reason is that other (less common) hashtags that may also be indicative of pro-Russian support are typically used in conjunction with at least one of these hashtags (see the example messages in Supplementary Table S1).

Overall, our dataset consists of  $N = 368,762$  messages (i.e., source tweets, retweets, and replies) with pro-Russian hashtags that were posted by 139,591 different users. The majority of messages (80.93%) was written in English.

**Preprocessing.** While our data collection allows for comprehensive coverage, the use of pro-Russian hashtags does not always equate to a pro-Russian stance. For example, users expressing

an anti-Russian view sometimes employ pro-Russian hashtags to connect to the existing discourse. Similarly, Western news media report on the information warfare using the pro-Russian hashtags. After manual inspection, we found several false positives in our dataset, that is, Twitter messages that express an anti-Russian view or journalistic content, even though the message still uses a pro-Russian hashtag (e. g., #istandwithrussia). To remove false positives, we proceeded as follows. (1) We manually identified a list of 19 different anti-Russian and anti-Putin hashtags (e. g., #stopputinnow, #stoprussia). Note that we selected only hashtags that clearly shift the stance of a Twitter message, and, thus, one would not expect to find these hashtags in pro-Russian messages. The list is in Supplementary Table S4. (2) We discarded all messages containing one or more of the aforementioned hashtags. (3) We scanned all verified accounts in our dataset and manually identified 44 Western news media outlets with verified Twitter accounts that reported on Russian propaganda on Twitter using the query hashtags (e. g., NBC News, The Times). The list is in Supplementary Table S5. We then discarded all messages from the aforementioned Western news outlets as well as retweets of those messages. (4) We randomly sampled 100 source tweets and manually inspected them to validate the accuracy of our procedure. We found no false positives, thereby corroborating the reliability of our filtering.

Overall, the filtering removed 19,307 messages (i.e., 5.24%). The resulting dataset contains  $N = 349,455$  pro-Russian messages from 132,131 users, out of which 250,853 messages (71.78%) were retweets.

**Dataset with pro-Ukrainian support.** To compare pro-Russian and pro-Ukrainian support on Twitter, we collected a second dataset via the Twitter API v2 [40]. We performed the search analogous to the above; that is, we limited the search to the same time frame (February 1, 2022 - July 31, 2022) and used a comparable set of hashtags in our search query: #istandwithukraine, #standwithukraine, #istandwithzelensky, and #standwithzelensky. Overall, we obtained  $N = 9,818,105$  messages (i.e., source tweets, retweets, and replies) posted by 2,079,312 user. Unless stated otherwise, all analyses in the main paper refer to the dataset with

pro-Russian support (and not to the dataset with pro-Ukrainian support).

**Bot detection.** We followed earlier research [20, 41] and identified likely bots using Botometer [42]. Botometer is a supervised machine learning classifier that assesses the likelihood of an account being a bot using different features derived from the account, the friendship network, and different linguistic features. Previous research has empirically shown that bot detection via Botometer is highly accurate (area under the receiver operating curve [AUROC] of 0.96) [43]. We directly accessed Botometer API [44] maintained by the Indiana University Observatory on Social Media. Botometer then returns the probability of an account being a bot. In line with previous research [20], we classified accounts with Botometer scores  $> 0.5$  as likely bots. Overall, the Botometer API returned bot scores for 82,604 users (62.5%). Accounts that could not be matched onto likely human vs. likely bot due to Twitter’s content moderation efforts were excluded from the corresponding analysis.

We validated the share of likely bots detected by Botometer [42] using Bot Sentinel [45]. Bot Sentinel is a machine learning classifier for inappropriate accounts on Twitter, which includes bots, trolls, and coordinated accounts (with a high accuracy of 95%) [45]. It requires at least ten sample messages per account to make classifications of accounts, which highly limits the number of accounts in our dataset that can be validated. We let Bot Sentinel classify the subset that fulfilled the requirements, which amounted to 2,661 accounts. The agreement between Botometer and Bot Sentinel is 61.93% (which can be explained by the slightly different definition of how classifications should be made). Yet, the share of likely bots and likely humans in the validated set of accounts is very similar: Botometer classifies 25.29% of the validation set as likely bot while Bot Sentinel classifies 26.53%. This suggests that the Botometer is able to accurately classify the share of likely bots in our data. Moreover, the results are qualitatively similar as India, South Africa, and the U.S. remain the main targets for likely bots classified by Bot Sentinel.

**Location analysis.** To infer the geographic location where users are active, we applied the following procedure. (1) Users sometimes directly tagged their geolocation in messages. If this



was the case, we took the center of the provided bounding box as coordinates for the respective user. In our dataset, this allowed us to identify the location for 0.6% of the users in our dataset. (2) Otherwise, we analyzed the self-reported location in a user’s Twitter profile. In our dataset, this information was available for around 59% of the users. We then entered the self-reported locations into Python Geocoder [46], which extracts spatial coordinates based on the OpenStreetMap API [47]. This then returns the spatial coordinates and an accuracy of how well the location was matched. To account for incorrect or invalid locations, we filtered the results based on the accuracy that the Geocoder returns. After manual inspection of geocoded locations and the corresponding accuracy, a threshold of 0.45 was applied. (3) For users with neither geotagged messages nor a valid, self-reported location, the location was determined using the following heuristic. Specifically, we assumed that users have a similar location as their followers and, we thus approximated a user’s location through the location of their follower base. Hence, for the remaining users with no location, we extracted the top 1,000 followers each using the Twitter API v2 Users Endpoint [48]. We then geocoded the self-reported locations of the followers (where possible) and calculated the geometric median, which we then use as the estimated location. Overall, the steps (1)–(3) yield location information for 70.19% of all users in our dataset. A robustness check is in Supplementary Figure S2.

Subsequently, we mapped the spatial coordinates onto country codes using the “naturalearth geometry” in GeoPandas v0.11.1 [49]. Afterwards, the relative frequency of likely bots in each country was computed as the mean number of likely bots among the classified users of that country in our dataset.

**Retweet network.** To visualize the retweet network, we represented individual users as nodes and retweets as edges. We colored the nodes and edges based on the country of origin of the corresponding accounts (India = purple, U.S. = blue, and South Africa = green). In our implementation, we built the network using networkx [50] and used the software Gephi v0.9.7 [51] for visualization. For better readability, we applied a weighted degree filter of 10 and used the filter “giant compo-

nents”, so that only nodes with a large number of retweets remained. Weighted degree refers to the number of in- and outgoing retweets a node has.

# Results

## Pro-Russian support on social media

Our analysis is based on Twitter messages posted between February through July 2022 that used the hashtags `#istandwithrussia`, `#standwithrussia`, `#istandwithputin`, and `#standwithputin`. We applied further filtering rules to select only messages where the content was pro-Russian (see [Methods](#)). Overall, this yielded  $N = 349,455$  messages. The messages further generated nearly 1 million likes. To measure the global exposure to pro-Russian messages, we estimated the overall readership based on the number of unique users that followed authors of pro-Russian messages in our dataset [\[52\]](#), amounting to  $\sim 14.4$  million users.

The messages in our dataset are fairly diverse (see Supplementary Table [S1](#)). For example, some messages contain only a series of hashtags (e.g., “*#IStandWithPutin #isupportrussia #Putin #standforrussia #StandWithPutin #IndiaWithRussia*”), while others state verbal affirmations of support for Putin or hate against Ukraine or NATO countries. Examples of the latter are: “*@RWApodcast I literally love Putin. The most honest leader in the world. #istandwithrussia*” and “*US is responsible for more than 81% conflicts in the world. The real war criminal is US. US should be completely isolated on the global stage #IStandWithPutin #RussiaArmy #IStandWithPutin*”. By analyzing popular hashtags, we also see that several of them are unique to expressing a pro-Russian sentiment (see Supplementary Table [S3](#)). Examples are, e.g., `#hypocrisy` (posted 5,682 times), `#doublestandards` (posted 2,552 times), and `#stopnato` (posted 2,156 times).

Pro-Russian messages showed distinctive temporal patterns (see Figure [1](#)) that coincided with the day that the United Nations General Assembly adopted Resolution ES-11/1 deploring the invasion (March 2, 2022). For example, peaks in the message volume occurred on March 2, 2022 (64,738 pro-Russian messages), March 3, 2022 (103,772 pro-Russian messages), and March 4,

2022 (66,794 pro-Russian messages), respectively. Further, on the day of the UN vote (March 2, 2022),  $\sim 41.7\%$  of the posted messages can be traced back to India, followed by Pakistan ( $\sim 5.9\%$ ) and Nigeria ( $\sim 2\%$ ). In contrast, on the day after the UN vote (March 3, 2022), the majority of the messages were posted from the U.S. ( $\sim 14.1\%$ ), Nigeria ( $\sim 10.5\%$ ), and India ( $\sim 10\%$ ). Apparently, messages from the U.S. were surprisingly rare on the day of the UN vote, despite that the majority of the Twitter user base is from the U.S. [39]. This suggests that pro-Russian support was potentially disseminated through a campaign targeting specific countries, for which we provide evidence in the following.

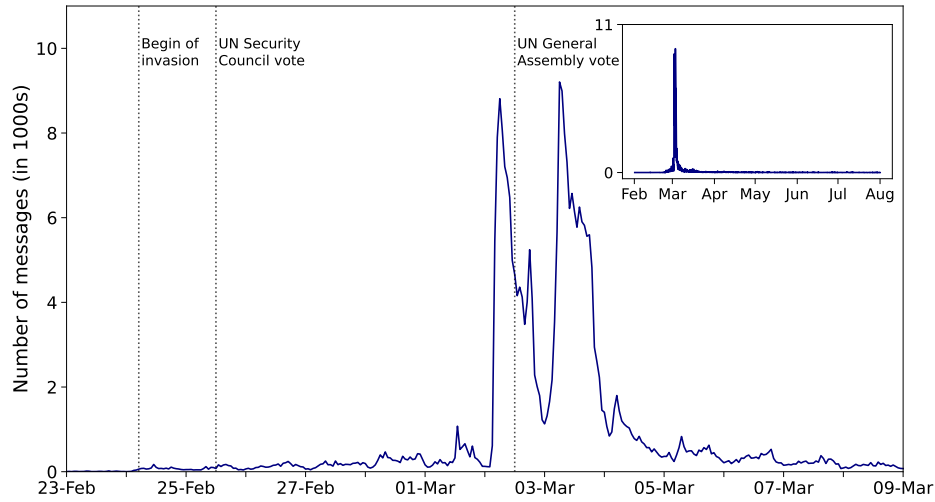


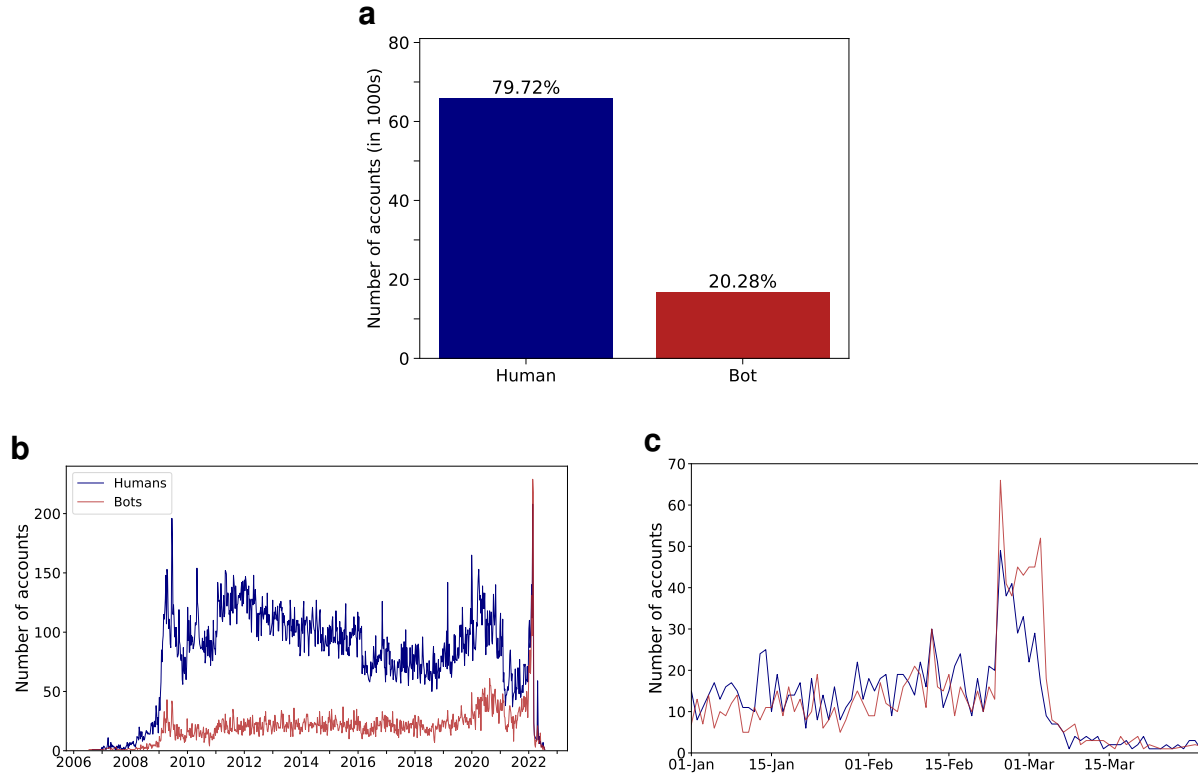
Figure 1: **Temporal dynamics of pro-Russian support.** The plot shows the number of pro-Russian messages during the first two weeks of the invasion. The peak on March 2, 2022, coincides with the day the United Nations General Assembly adopted Resolution ES-11/1 deploring the invasion. Inset: volume of pro-Russian messages for the entire time period of the dataset.

## Spreading dynamics of pro-Russian support

Pro-Russian messages have been spread by 132,131 accounts (see Supplementary Table S6 for a list of influential accounts). To analyze the role of bots in the spread of pro-Russian messages, we used Botometer [42] to classify accounts according to likely humans and likely bots. For each account, we computed a bot score ( $\rho \in [0, 1]$ ), which can be interpreted as the level of automation

of that account [20]. A threshold of 0.5 is typically used to classify an account as likely human or likely bot (see [Methods](#) for details). Using this method, 20.28% of the accounts were categorized as likely bots (Figure 2a). Hence, likely bots played a critical role in spreading pro-Russian messages.

Accounts from likely humans and likely bots showed a clear difference in when the accounts were created (Figure 2b). Accounts classified as likely bots tended to have been created more recently than accounts classified as likely humans. Notably, there also was a clear peak in the number of newly created likely bots, which coincided with the beginning of the invasion on February 24, 2022 (Figure 2c).

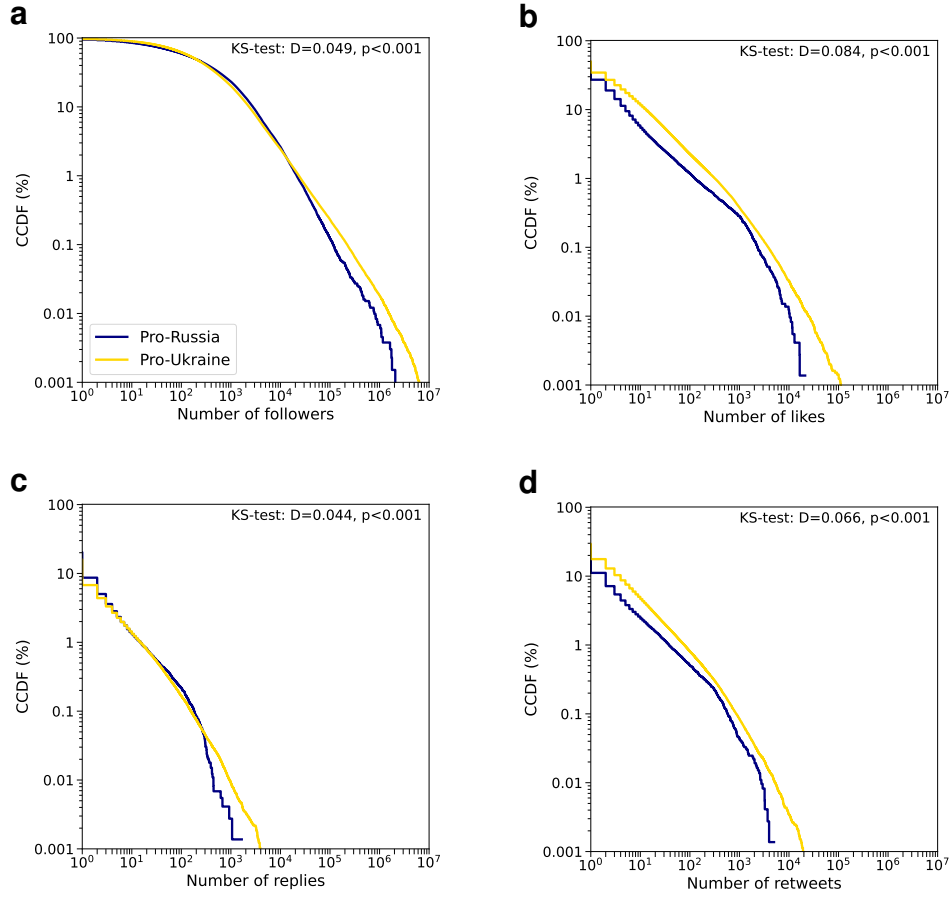


**Figure 2: Spreaders of pro-Russian messages.** **a**, Accounts spreading pro-Russian messages were classified into likely humans vs. likely bots using Botometer [42]. **b**, Dates on which accounts were created. Here, the time axis starts with the inception of Twitter in 2006. **c**, Dates on which accounts were created. Here, the time axis starts shortly before the beginning of the 2022 Russian invasion.

To further quantitatively characterize the spreading dynamics of pro-Russian support, we col-

lected an additional dataset with pro-Ukrainian messages that were posted on Twitter between February 2022 through July 2022 (see Supplementary Table S2). We compared the number of likely bots spreading pro-Russian messages with the number of likely bots spreading pro-Ukrainian messages (14.25%) and find significant differences (Kolmogorov-Smirnov (KS) test [53]:  $D = 0.062, p < 0.001$ ). We then compared spreaders of pro-Russian vs. pro-Ukrainian support in terms of the number of followers (Figure 3a): Pro-Russian supporters had a substantially smaller number of followers with a mean of only 1,690 followers, whereas the mean number of followers was 2,248 for pro-Ukrainian supporters (KS test:  $D = 0.049, p < 0.001$ ). The number of followers is typically interpreted as a proxy for the social influence of online users [52], implying that spreaders of pro-Russian support had a comparatively smaller social influence than spreaders of pro-Ukrainian support.

We further find heterogeneity in the online virality of pro-Russian and pro-Ukrainian support. For this, we compared the number of likes, replies, and retweets that pro-Russian vs. pro-Ukrainian source tweets received (Figure 3b–d). On average, pro-Russian source tweets received 12.97 likes, 1.16 replies, and 3.38 retweets. The corresponding numbers were significantly smaller than for pro-Ukrainian source tweets, which, on average, received 28.35 likes, 1.22 replies, and 6.56 retweets (KS tests:  $D = 0.084, p < 0.001$ ;  $D = 0.044, p < 0.001$ ; and  $D = 0.066, p < 0.001$ , respectively). Thus, pro-Russian support tended to be less viral than pro-Ukrainian support. Note however that, for both pro-Russian and pro-Ukrainian support, we observe very broad distributions spanning several orders of magnitude. Hence, there was still a substantial proportion of pro-Russian messages that went viral.



**Figure 3: Online virality of pro-Russian vs. pro-Ukrainian support.** Here, we compare complementary cumulative distribution functions (CCDFs) for: **a**, the number of followers; **b**, the number of likes; **c** the number of replies; and **d**, the number of retweets. The former was computed at the user level, while the latter three were computed at the tweet level. Statistical comparisons are based on Kolmogorov-Smirnov (KS) tests [53]. All distributions span several orders of magnitude, implying that there was a substantial share of pro-Russian messages that went viral.

## Cross-country heterogeneity in the exposure to pro-Russian support

To analyze the cross-country heterogeneity in pro-Russian support, we inferred the geographic location of the underlying user accounts (see [Methods](#)). Evidently, the countries with the most accounts spreading pro-Russian messages were India, the United States, South Africa, and Nigeria (Figure 4a). Subsequently, we computed the relative frequency of likely bots across countries

(Figure 4b). Several of the countries with many pro-Russian messages also showed a pronounced role of likely bot activity: 24.2% of the accounts in India were likely bots, 23.9% in the United States, 10.2% in South Africa, and 7.9% in Nigeria. The patterns remained robust across different methods for inferring geographic locations (Supplementary Figure S2).

Overall, countries that abstained from the UN vote had the highest relative frequency of likely bots (20.3%), in comparison to countries that voted against (14.9%) or approved (16.6%) the UN Resolution ES-11/1 (one-way ANOVA test:  $F = 84.73$ ;  $p < 0.001$ ). Hence, countries abstaining from the UN vote (e.g., India, South Africa) have been prime targets of likely bots circulating pro-Russian support. Supplement A provides a content analysis that further substantiates the connection between countries and the UN vote.



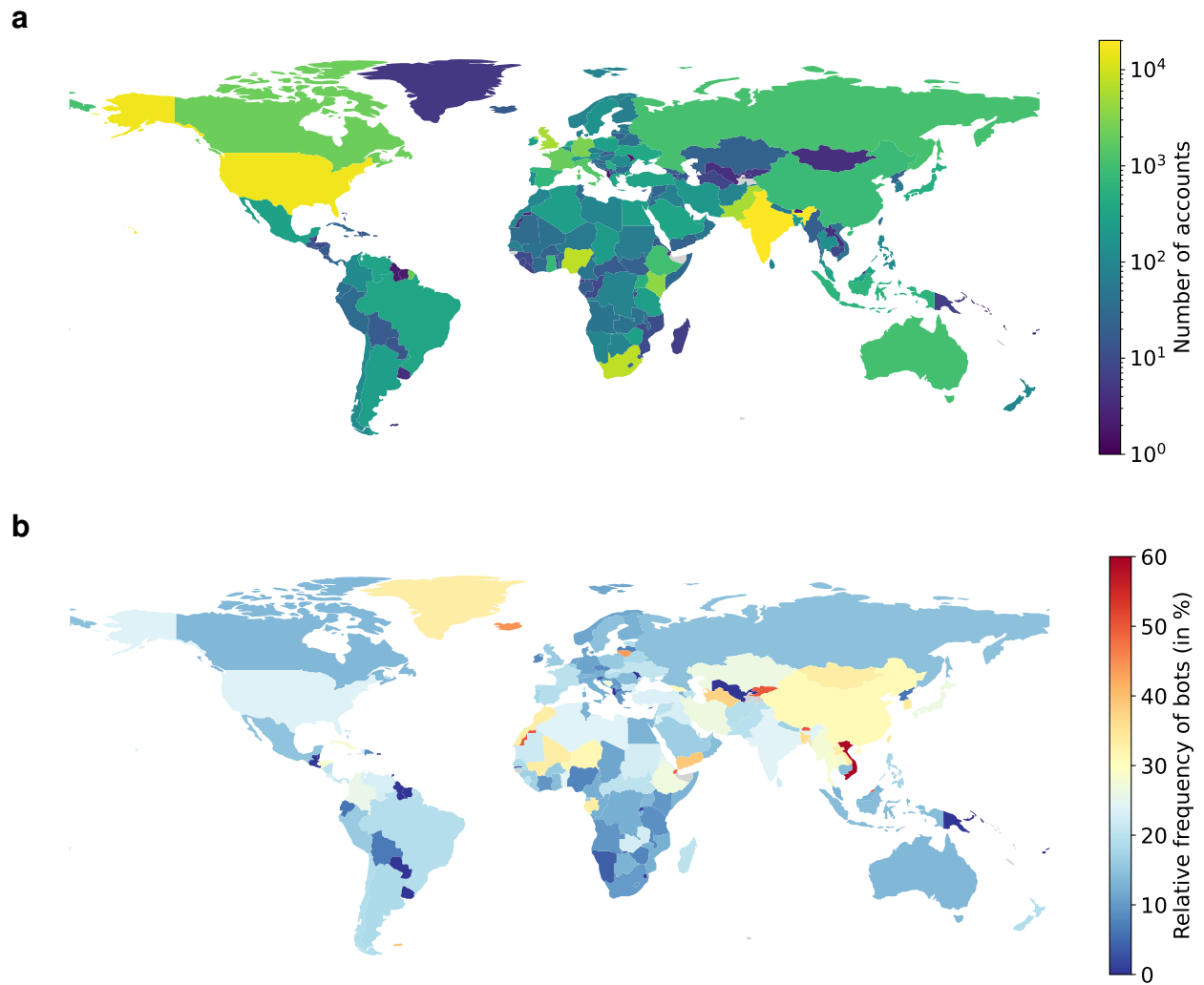


Figure 4: **Cross-country differences in the spread of pro-Russian support.** Here, we inferred the geographic location of accounts (see [Methods](#)). **a**, Number of users per country (log scale). **b**, Relative frequency of likely bots per country (in %).

## Retweet network

We analyzed the network diffusion patterns of pro-Russian support and especially how likely bots promoted its spread. First, we examined the retweet dynamics with which pro-Russian messages were disseminated across different account types (Figure 5a). Likely humans tended to primarily retweet other likely humans rather than likely bots. Likely bots, in return, tended to retweet likely

humans but retweeted other likely bots only rarely. Hence, in general, likely bots drove the spread of pro-Russian support primarily by exposing likely humans to human-generated, pro-Russian messages.

The retweet network of individual accounts revealed several clusters in which pro-Russian messages primarily circulated (Figure 5b–d). By matching accounts to their geographic location, we find that some of the clusters were of large geographic homogeneity. In particular, we could map two of the clusters to users from India and South Africa, both of which were two major countries that abstained the UN vote. These countries exhibited relatively isolated retweet networks in which pro-Russian messages were able to infiltrate the local online communities with little external influence. In comparison, accounts from the U.S. did not show the same geographic clustering but were more broadly scattered over the retweet network. This suggests that there were differences in the coordination behind the pro-Russian support across countries.

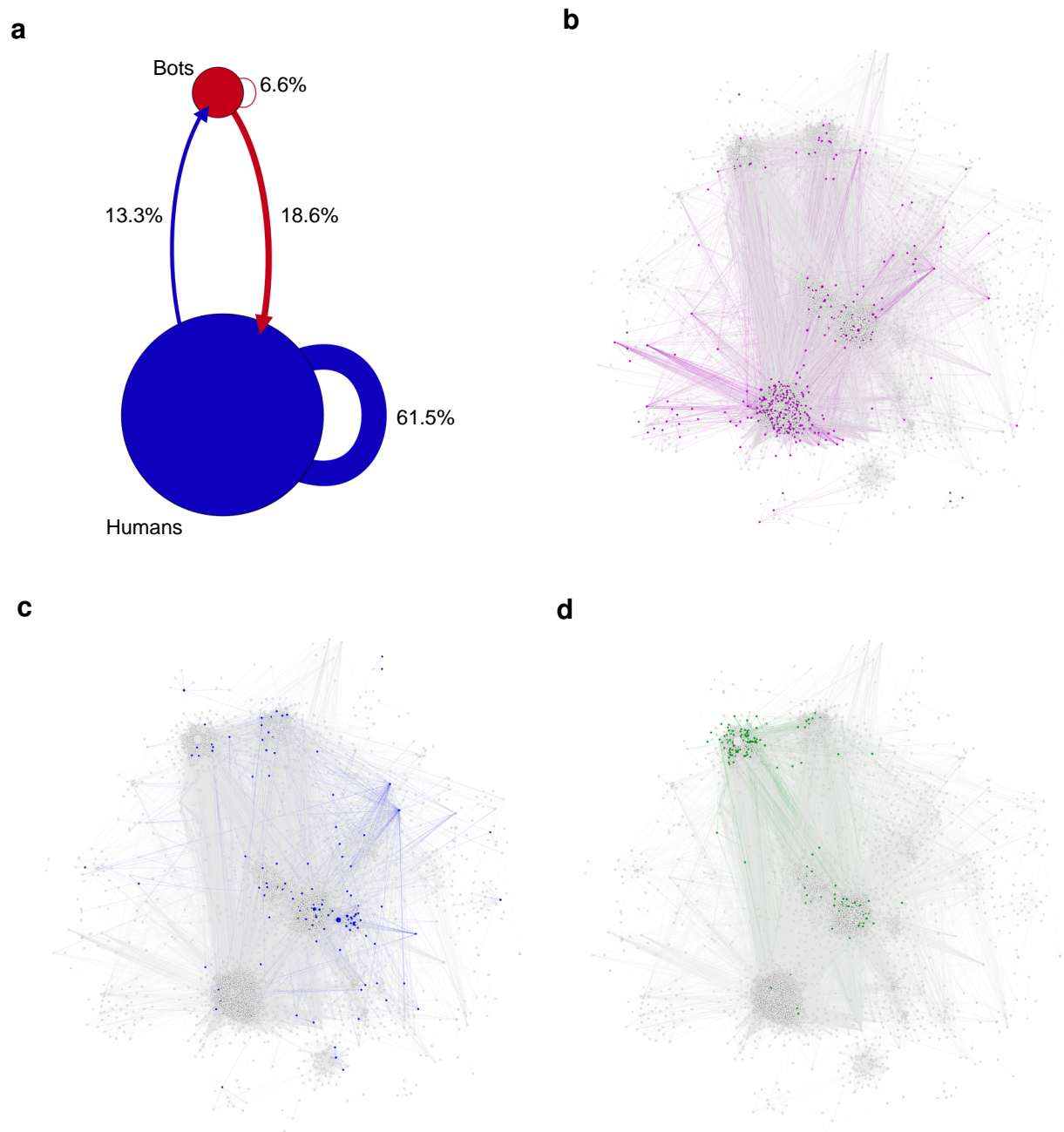


Figure 5: **Retweeting network.** **a**, Spreading patterns between likely humans vs. likely bots (blue = likely human, red = likely bot). The node size represents the number of likely humans vs. likely bots. The edges represent the direction and relative frequency of retweets. **b**, Retweet network with accounts from India colored in purple. **c**, Retweet network with accounts from the U.S. colored in blue. **d**, Retweet network with accounts from South Africa colored in green. The node size represents the weighted degree of an individual account (see [Methods](#)). The retweet networks were visualized using Gephi [51].

## Amplification of pro-Russian support spreading through likely bots

We further examined how likely bots contributed to the spreading of pro-Russian support (e.g., by automatically making pro-Russian hashtags go viral or retweeting other accounts) and, to this end, analyzed differences in the online behavior of likely humans vs. likely bots. We thus calculated the percentages of source tweets, retweets, and replies for the different account types to visualize differences in the online behavior between likely humans and likely bots (Figure 6). Likely bots were responsible for only 20.82% of the source tweets, while 79.18% of the source tweets originated from likely humans (see Supplementary Figure S1). Hence, most of the content generation was done by likely humans. Furthermore, likely bots were responsible for 17.54% of the likes. However, even though 20.28% of the accounts were categorized as likely bots in our sample, likely bots were responsible for a disproportionate proportion of retweets: 25.72% of the retweets in our sample originated from likely bots. Hence, bots appear to have served as amplifiers of pro-Russian support through retweeting.

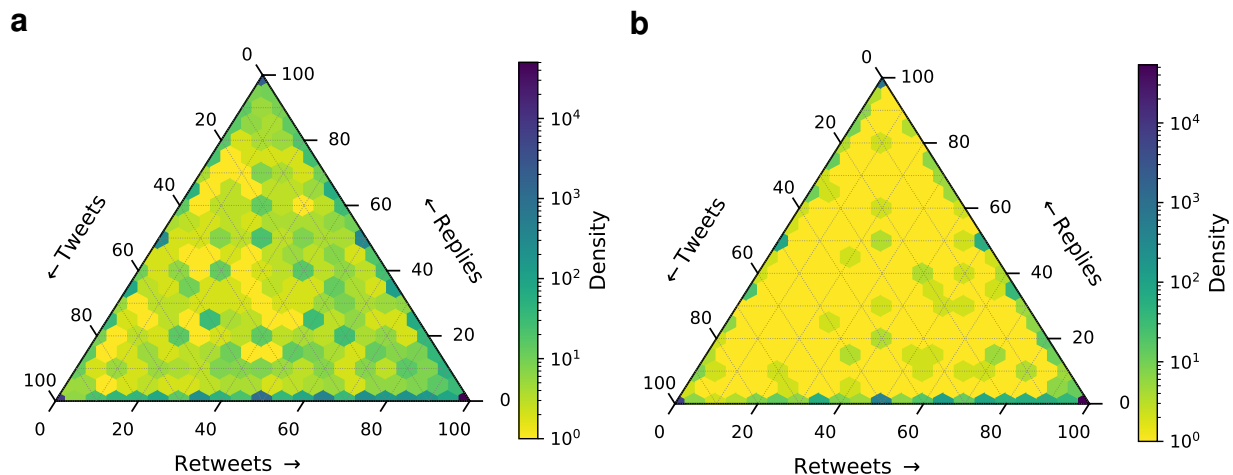
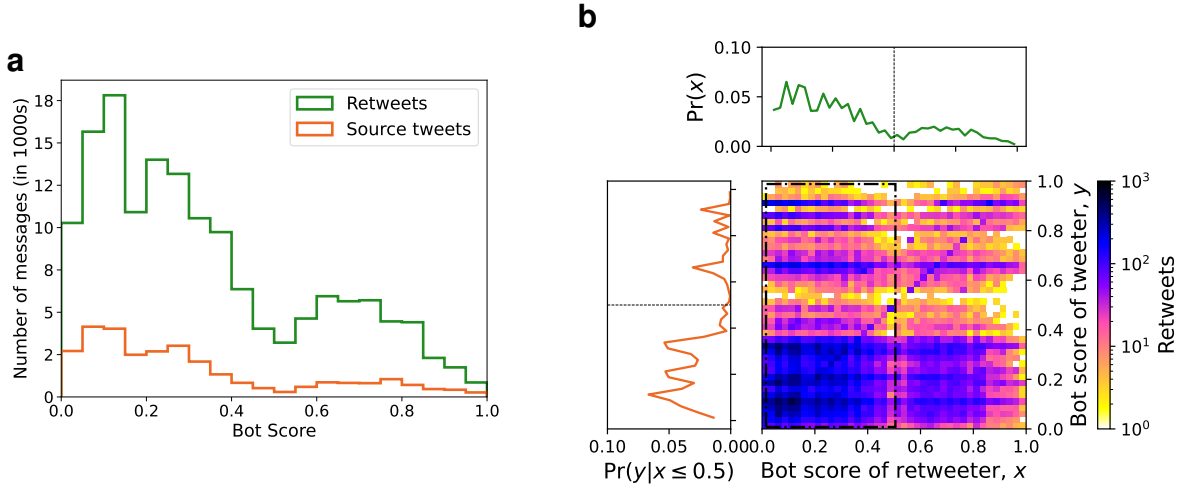


Figure 6: **Online behaviour of different account types.** **a**, Percentage of source tweets, retweets, and replies of likely humans. **b**, Percentage of source tweets, retweets, and replies of likely bots. We map each account along the three axes representing the different types of messages (source tweets, retweets, and replies) that accounts post. The color represents the number of users with the same online behavior pattern (log scale).

Having found that likely bots were employed in ways that appear to amplify the spread of pro-Russian support, we further explored the messaging activity of likely humans vs. likely bots. Specifically, we studied the distribution of bot scores across authors of source tweets and retweets (Figure 7a). Here, we again find that likely humans took a leading role in content creation. We also explored how likely humans interacted with messages shared by likely bots. This provides insights into whether likely bots were able to elicit human interactions such as retweeting. For this, we computed the distribution of bot scores for each source tweet–retweet pair and thus analyzed who retweets whom (Figure 7b). Generally, likely humans did most of the tweeting (Figure 7b, top). Likely humans were also active in retweeting but likely bots were relatively more active (see Supplementary Figure S1). Moreover, many accounts retweeted themselves to amplify their own messages, a tactic that was also commonly used by likely bots (23.5% of the 1,653 accounts that retweeted themselves were likely bots). The results confirmed our findings from the retweeting network: Likely humans tended to retweet other likely humans, while likely bots were more inclined to retweet likely humans. However, likely humans rarely retweeted likely bots. This is a crucial difference from earlier work on low-credibility content for which humans have been found to frequently retweet bots [20], implying that it is difficult for bots to make pro-Russian messages go viral among humans.



**Figure 7: Impact of likely humans and likely bots.** **a**, Distribution of bot scores for source tweets and retweets. The two groups had significantly different scores (Mann-Whitney  $U$  test:  $U = 2 \cdot 10^9$ ;  $p < 0.001$ ), implying that retweeters were more likely to be bots. **b**, Joint distribution of bot scores of authors of source tweet-retweet pairs (heatmap). The top subplot shows the distribution of bot scores for retweeters. The left subplot shows the distribution of bot scores for accounts that were retweeted by accounts classified as humans (using a threshold of 0.5). We find that most source tweets were posted by humans. They were also active retweeters, but so were likely bots. Different from the spread of low-credibility content [20], we find that a significant proportion of retweeters were likely bots and that they tended to retweet likely humans rather than other likely bots.

Given this evidence, we further examined whether there were different temporal dynamics in the retweeting behavior of likely bots and likely humans. For this, we compared the bot score distribution of retweeters across different time lags for retweets (Figure 8). We find that likely humans were retweeted equally fast by likely bots and likely humans (Figure 8a), while likely bots were retweeted by other likely bots with a disproportionately small time lag (Figure 8b). This suggests that likely bots systematically retweeted other likely bots early in the diffusion to promote the proliferation of pro-Russian support.

Previous work found that a key strategy for bots is to spread content by mentioning influential accounts (e. g., “@UN”, “@cnnbrk”, or “@RusEmbEthiopia”) [20]. To systematically analyze whether pro-Russian bots employ such a mentioning strategy, we computed the mean number of followers of the mentioned accounts (Figure 8c). We find that likely humans tended to mention

accounts with substantially more followers than likely bots. Recall that the number of followers is a common proxy for the social influence of online users [52], which implies that likely bots tended to mention users with a smaller social influence in their messages. Notably, this finding differs from earlier research studying the spread of low-credibility content through bots, where bots – and not humans – target influential users to make messages strategically go viral [20].

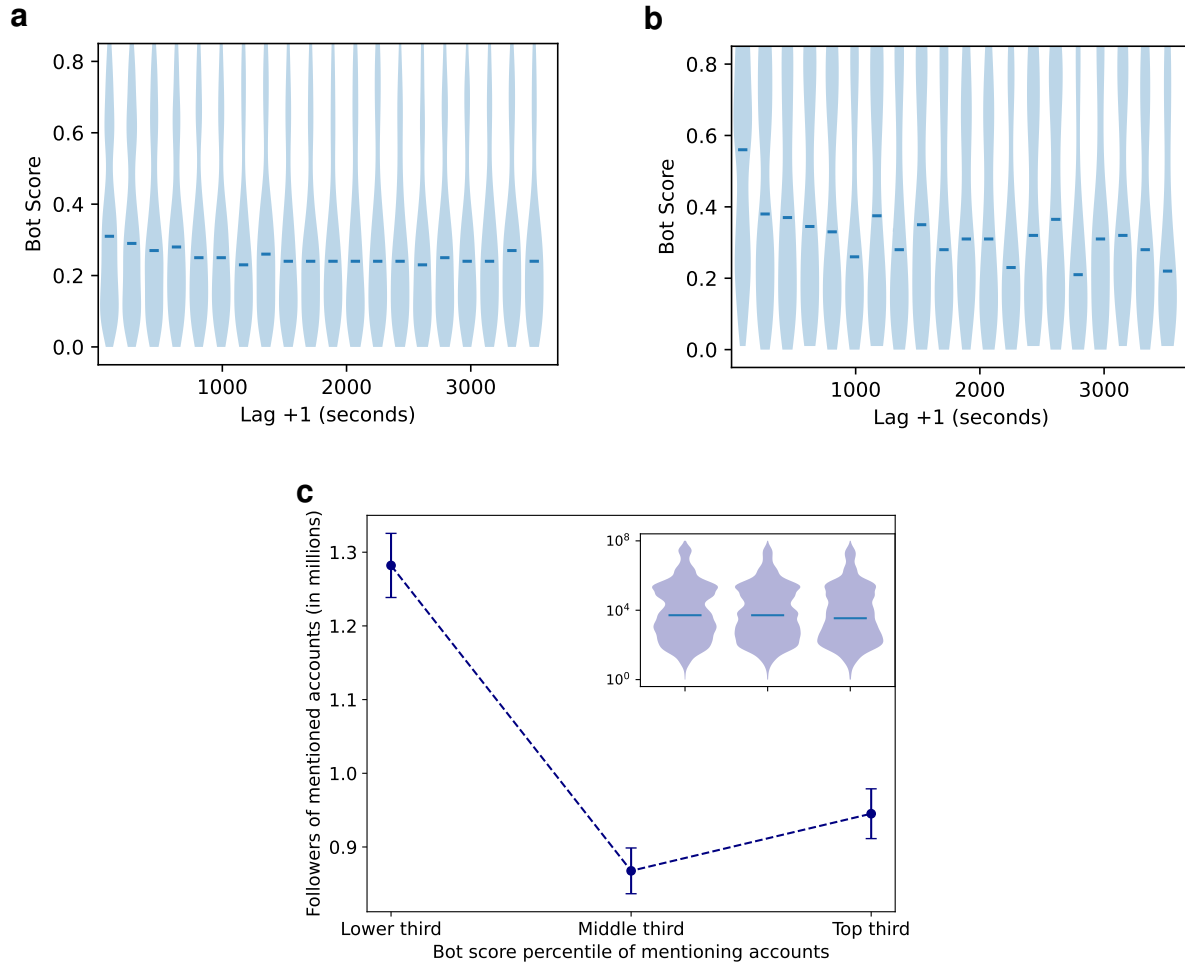


Figure 8: **Bot strategies.** **a**, Distribution of bot scores of accounts that retweeted human-made source tweets grouped by different time lags between source tweet and the corresponding retweet. **b**, Distribution of bot scores of accounts that retweeted likely bot-made source tweets grouped by different time lags between the source tweet and the corresponding retweet. Hence, likely bots (but not likely humans) tended to retweet likely bots to promote the early diffusion of pro-Russian messages. **c**, Here, we plot the average number of followers of mentioned accounts to analyze whether likely bots specifically targeted influential users. The mentioning accounts are grouped by their bot score percentile. Error bars indicate the standard errors. Inset: violin plot showing the distribution of follower counts for the mentioned user accounts in each bot score group. In violin plots, the width of a contour represents the probability of the corresponding value, and the median is marked by a colored line.



## Discussion

The massive spread of online propaganda has been identified as a major threat to democracies [54]. While propaganda is a tool that has been used since ancient times, social media has made its spreading faster and more scalable, thereby presenting particularly fertile ground for sowing propaganda. Prior research provides evidence of systematic social media propaganda campaigns that aim to influence geopolitical events such as elections [16, 20, 22, 27]. Online propaganda has also become a concerning tool in modern warfare. Here, a particular threat is that social media amplifies the spread of misinformation and helps propaganda campaigns to shape false narratives around wars [55]. So far, however, there is little systematic, scientific research that analyzed the spread of pro-Russian support during the 2022 Ukraine invasion, which is our contribution. Unlike earlier research on historical tactics of the IRA [20, 21, 22, 23, 24, 25, 26, 27], we focus on a recent foreign influence operation that employed state-of-the-art and novel tactics to proliferate propaganda (e.g., by making large-scale use of automation through bots).

We find robust support for a Russian propaganda campaign, defined as systematic and coordinated efforts to manipulate beliefs and behaviors in the propagandists' interests [56]. Pro-Russian messages have been spread on Twitter disproportionately through likely bots, which interacted in highly-connected retweet networks. The retweet networks showed distinctive clusters in countries that are of key interest for Russian politics (e. g., India and South Africa) and thus suggest a coordinated effort. The accumulation of messages on the day of the UN vote on Resolution ES-11/1 gives rise to concerns that countries that abstained from the UN voting were targeted by Russian propaganda efforts. Strikingly, many likely bots that spread pro-Russian messages were created shortly before the UN vote, which indicates an intentional and planned manipulation of public opinion on Twitter as part of a Russian propaganda campaign.

Our findings demonstrate that bots are an important driver behind propaganda on social media. Likely bots were more active retweeters than likely humans and acted together in a coordinated

manner. Unlike spreaders of low-credibility content [20], likely bots mentioned users with less social influence than humans when spreading pro-Russian messages. A possible explanation for this strategy behind Russian propaganda is that, because likely bots were rarely retweeted by likely humans (cf. Figure 7b), they did not target individuals. Instead, likely bots primarily aimed to expose users to organic, pro-Russian messages from likely humans. By creating traffic around Russian propaganda, certain hashtags appeared as so-called “trending topics” on the front page of Twitter and were thus visible to all users [57]. This is especially alarming, since repeated exposure can lead people to perceive misinformation as accurate [58].

Crucial differences between the spread of propaganda and the spread of low-credibility content [20, 33, 59] by bots become evident. On the one hand, we identified likely bots as amplifiers of propaganda rather than content creators. Likely bots in propaganda were more inclined to retweet than to produce “original” content (e. g., source tweets). On the other hand, likely bots did not specifically target influential users. Instead, they aimed at broad exposure to maximize the number of people that see their message. Previously, such an amplification strategy has been conjectured to be a mature tactic of the IRA [60]. The likely goal is to augment the prominence and activity level of organic accounts that naturally act in ways that are aligned with the objectives of the propaganda campaign.

As with other research, ours is not free of limitations, which presents opportunities for future research. First, our results are based on a single social media platform. However, Twitter is a platform with a particularly large and international audience, which makes it a fertile ground for planting propaganda and, hence, presents a common focus in earlier research [11, 16, 21, 25, 34]. Second, another limitation of our study is the possibility that Twitter may have removed some particularly egregious pro-Russian messages through content moderation efforts. However, messages that were removed by Twitter are also those that were hindered to go viral and that humans were thus not exposed to. Third, the accuracy of our analysis depends on the accuracy of other tools such as Botometer [42]. However, these tools have been shown to achieve a high

accuracy [42] and are widely used in research [20, 24, 29, 61]. Fourth, while the scale of the pro-Russian support on Twitter is impressive in absolute terms (e.g., reached  $\sim 14.4$  million users), it may not have infiltrated online communities to an extent that swayed public opinion. Research largely still lacks an understanding of the real-world effects of social media propaganda [16], which future work should explore. In particular, additional research with complementary research methods (e.g., survey approaches [27]) is needed to better understand the impact of exposure to propaganda on opinion formation and the public discourse.

Our results have direct implications for society and democracies. First, our results are alarming as social media platforms present substantial vulnerabilities that propaganda campaigns can exploit strategically. Without significant effort by social media platforms to curb the spread of disinformation, propaganda can spread widely and virally [62]. Second, our results suggest that an effective counter-measure to curb the spread of propaganda is to reduce the influence of bots. Here, it may be likely that counter-measures from fake news mitigation can be adapted [63, 64]; yet this requires further research to establish the effectiveness of such interventions. Third, propaganda on social media may influence public opinion and increase political division. It is thus important that policy-makers are aware of the potential threats that social media propaganda poses to modern societies. As such, it will be critical to continuously monitor and actively counter the proliferation of online propaganda in the future.

## List of abbreviations

**AUROC**    area under the receiver operating curve

**IRA**    Internet Research Agency

**KS test**    Kolmogorov-Smirnov test

**U.K.**    United Kingdom

**UN**    United Nations

**U.S.**    United States of America

## Declarations

**Availability of data and material.** The data and code that support the findings of our study are available on GitHub ([https://github.com/DominiqueGeissler/Russian\\_Propaganda\\_on\\_social\\_media](https://github.com/DominiqueGeissler/Russian_Propaganda_on_social_media)). Codes for plotting are based on Shao et al. [20], which we gratefully acknowledge.

**Competing interests.** The authors declare no competing interests.

**Funding.** Not applicable.

**Author contributions.** All authors contributed to conceptualization, results interpretation, and manuscript writing. DG contributed to data analysis. All authors approved the manuscript.

## References

- [1] United Nations. Security Council, 8974th meeting.
- [2] Lister, T. & Kesa, J. Ukraine says it was attacked through Russian, Belarus and Crimea borders. *CNN* (24 February 2022). URL [https://edition.cnn.com/europe/live-news/ukraine-russia-news-02-23-22/h\\_82bf44af2f01ad57f81c0760c6cb697c](https://edition.cnn.com/europe/live-news/ukraine-russia-news-02-23-22/h_82bf44af2f01ad57f81c0760c6cb697c).
- [3] United Nations. Security Council, 7683rd meeting.
- [4] Kirby, P. EU leaders consider how to cap gas prices. *BBC News* (6 October 2022). URL <https://www.bbc.com/news/world-europe-63130645>.
- [5] The Economist. The coming food catastrophe (19 May 2022). URL <https://www.economist.com/leaders/2022/05/19/the-coming-food-catastrophe>.
- [6] United Nations High Commissioner for Refugees. Situation Ukraine refugee situation (19 September 2022). URL <https://data.unhcr.org/en/situations/ukraine>.
- [7] United Nations. General Assembly, 11th emergency special session, 5th & 6th meetings (am & pm) (2 March 2022).
- [8] Sloane, W. Putin cracks down on media. *British Journalism Review* **33**, 19–22 (2022).
- [9] Alyukov, M. Propaganda, authoritarianism and Russia’s invasion of Ukraine. *Nature Human Behaviour* **6**, 763–765 (2022).
- [10] Troianovski, A. & Safronova, V. Russia takes censorship to new extremes, stifling war coverage. *The New York Times* (4 March 2022). URL <https://www.nytimes.com/2022/03/04/world/europe/russia-censorship-media-crackdown.html>.

- [11] Alieva, I., Moffitt, J. D. & Carley, K. M. How disinformation operations against Russian opposition leader Alexei Navalny influence the international audience on Twitter. *Social Network Analysis and Mining* **12**, 80 (2022).
- [12] Golovchenko, Y. Measuring the scope of pro-Kremlin disinformation on Twitter. *Humanities and Social Sciences Communications* **7**, 176 (2020).
- [13] Yablokov, I. Russian disinformation finds fertile ground in the West. *Nature Human Behaviour* **6**, 766–767 (2022).
- [14] Sanovich, S. Computational propaganda in Russia: The origins of digital misinformation. *Oxford Internet Institute* .
- [15] Ratkiewicz, J. *et al.* Detecting and tracking political abuse in social media. *Proceedings of the International AAAI Conference on Web and Social Media* **5**, 297–304 (2011).
- [16] Bail, C. A. *et al.* Assessing the Russian Internet Research Agency’s impact on the political attitudes and behaviors of American Twitter users in late 2017. *Proceedings of the National Academy of Sciences of the United States of America* **117**, 243–250 (2020).
- [17] Golovchenko, Y., Hartmann, M. & Adler-Nissen, R. State, media and civil society in the information warfare over Ukraine: Citizen curators of digital disinformation. *International Affairs* **94**, 975–994 (2018).
- [18] Del Vicario, M. *et al.* The spreading of misinformation online. *Proceedings of the National Academy of Sciences of the United States of America* **113**, 554–559 (2016).
- [19] Doroshenko, L. & Lukito, J. Trollfare: Russia’s disinformation campaign during military conflict in Ukraine. *International Journal of Communication* **15**, 4662–4689 (2021).
- [20] Shao, C. *et al.* The spread of low-credibility content by social bots. *Nature Communications* **9**, 4787 (2018).

- [21] Badawy, A., Ferrara, E. & Lerman, K. Analyzing the digital traces of political manipulation: The 2016 Russian interference Twitter campaign. *IEEE/ACM International Conference on Advances in Social Networks Analysis and Mining* 258–265 (2018).
- [22] Guess, A. M., Nyhan, B. & Reifler, J. Exposure to untrustworthy websites in the 2016 US election. *Nature Human Behaviour* **4**, 472–480 (2020).
- [23] Luceri, L., Giordano, S. & Ferrara, E. Detecting troll behavior via inverse reinforcement learning: A case study of Russian trolls in the 2016 US election. *Proceedings of the International AAAI Conference on Web and Social Media* **14**, 417–427 (2020).
- [24] Bessi, A. & Ferrara, E. Social bots distort the 2016 U.S. presidential election online discussion. *First Monday* **21** (2016).
- [25] Dutta, U. *et al.* Analyzing Twitter users’ behavior before and after contact by the Russia’s Internet Research Agency. *Proceedings of the ACM on Human-Computer Interaction* **5**, 1–24 (2021).
- [26] Arif, A., Stewart, L. G. & Starbird, K. Acting the part: Examining information operations within #BlackLivesMatter discourse. *Proceedings of the ACM on Human-Computer Interaction* **2**, 1–27 (2018).
- [27] Eady, G. *et al.* Exposure to the Russian Internet Research Agency foreign influence campaign on Twitter in the 2016 US election and its relationship to attitudes and voting behavior. *Nature Communications* **14**, 62 (2023).
- [28] Grčar, M., Cherepnalkoski, D., Mozetič, I. & Kralj Novak, P. Stance and influence of Twitter users regarding the Brexit referendum. *Computational Social Networks* **4**, 6 (2017).
- [29] Ferrara, E. Disinformation and social bot operations in the run up to the 2017 French presidential election. *First Monday* **22** (2017).



- [30] Twitter. Update on Twitter’s review of the 2016 US election (31 January 2018). URL [https://blog.twitter.com/official/en\\_us/topics/company/2018/2016-election-update.html](https://blog.twitter.com/official/en_us/topics/company/2018/2016-election-update.html).
- [31] Ferrara, E., Varol, O., Davis, C., Menczer, F. & Flammini, A. The rise of social bots. *Communications of the ACM* **59**, 96–104 (2016).
- [32] Chen, W., Pacheco, D., Yang, K.-C. & Menczer, F. Neutral bots probe political bias on social media. *Nature Communications* **12**, 5580 (2021).
- [33] Stella, M., Ferrara, E. & de Domenico, M. Bots increase exposure to negative and inflammatory content in online social systems. *Proceedings of the National Academy of Sciences of the United States of America* **115**, 12435–12440 (2018).
- [34] Caldarelli, G., de Nicola, R., Del Vigna, F., Petrocchi, M. & Saracco, F. The role of bot squads in the political propaganda on Twitter. *Communications Physics* **3**, 81 (2020).
- [35] González-Bailón, S. & de Domenico, M. Bots are less central than verified accounts during contentious political events. *Proceedings of the National Academy of Sciences of the United States of America* **118**, e2013443118 (2021).
- [36] Badawy, A., Lerman, K. & Ferrara, E. Who falls for online political manipulation? *Companion Proceedings of The World Wide Web Conference* 162–168 (2019).
- [37] Stukal, D., Sanovich, S., Bonneau, R. & Tucker, J. A. Detecting bots on Russian political Twitter. *Big Data* **5**, 310–324 (2017).
- [38] Mitchell, A., Shearer, E. & Stocking, G. News on Twitter: Consumed by most users and trusted by many. *Pew Research Center* (2021). URL <https://www.pewresearch.org/journalism/2021/11/15/news-on-twitter-consumed-by-most-users-and-trusted-by-many/>.
- [39] Dixon, S. Countries with most Twitter users 2022. *Statista* (2022). URL <https://www.statista.com/statistics/242606/number-of-active-twitter-users-in-selected-countries/>.

- [40] Twitter. Twitter API v2 (2022). URL <https://developer.twitter.com/en/docs/twitter-api>.
- [41] Wojcik, S., Messing, S., Smith, A., Rainie, L. & Hitlin, P. Bots in the Twitter-sphere. *Pew Research Center* (2018). URL <https://www.pewresearch.org/internet/2018/04/09/bots-in-the-tweetsphere/>.
- [42] Varol, O., Ferrara, E., Davis, C. A., Menczer, F. & Flammini, A. Online human-bot interactions: Detection, estimation, and characterization. *Proceedings of the International AAAI Conference on Web and Social Media* **11**, 280–289 (2017).
- [43] Sayyadiharikandeh, M., Varol, O., Yang, K.-C., Flammini, A. & Menczer, F. Detection of novel social bots by ensembles of specialized classifiers. *Proceedings ACM International Conference on Information and Knowledge Management* 2725–2732 (2020).
- [44] OSoMe. Botometer Python API. URL <https://github.com/IUNetSci/botometer-python>.
- [45] Bot Sentinel. Platform developed to detect and track political bots, trollbots, and untrustworthy accounts (2022). URL <https://botsentinel.com>.
- [46] Carriere, D. Geocoder (2013). URL <https://geocoder.readthedocs.io>.
- [47] OpenStreetMap Wiki. OSMPythonTools (2021). URL <https://wiki.openstreetmap.org/w/index.php?title=OSMPythonTools&oldid=2150829>.
- [48] Twitter. Twitter API v2 Users Endpoint. URL <https://developer.twitter.com/en/docs/twitter-api/users/follows/api-reference/get-users-id-followers>.
- [49] Jordahl, K. *et al.* Geopandas v0.11.1 (2022). URL <https://geopandas.org/en/stable/>.
- [50] Hagberg, A. A., Schult, D. A. & Swart, P. J. Exploring network structure, dynamics, and function using NetworkX. *Proceedings of the Python in Science Conference* 11–15 (2008).

- [51] Bastian, M., Heymann, S. & Jacomy, M. Gephi: An open source software for exploring and manipulating networks. In *Proceedings of the International AAAI Conference on Web and Social Media*, 3(1), 361–362 (2009).
- [52] Cha, M., Haddadi, H., Benevenuto, F. & Gummadi, K. Measuring user influence in Twitter: The million follower fallacy. *Proceedings of the International AAAI Conference on Web and Social Media* **4**, 10–17 (2010).
- [53] Massey, F. J. The Kolmogorov-Smirnov test for goodness of fit. *Journal of the American Statistical Association* **46**, 68–78 (1951).
- [54] Aral, S. & Eckles, D. Protecting elections from social media manipulation. *Science* **365**, 858–861 (2019).
- [55] Scott, M. As war in Ukraine evolves, so do disinformation tactics. *Politico* (10 March 2022). URL <https://www.politico.eu/article/ukraine-russia-disinformation-propaganda/>.
- [56] Jowett, G. & O'Donnell, V. Chapter 1: What is propaganda, and how does it differ from persuasion? In *Propaganda & persuasion* (SAGE, Los Angeles, 2012).
- [57] Gragnani, J., Arora, M. & Ali, S. Ukraine war: The stolen faces used to promote Vladimir Putin. *BBC News* (10 May 2022). URL <https://www.bbc.com/news/blogs-trending-61351342>.
- [58] Pennycook, G., Cannon, T. & Rand, D. G. Prior exposure increases perceived accuracy of fake news. *Journal of Experimental Psychology: General* **147**, 1865–1880 (2018).
- [59] Vosoughi, S., Roy, D. & Aral, S. The spread of true and false news online. *Science* **359**, 1146–1151 (2018).
- [60] Linvill, D. L. & Warren, P. L. Engaging with others: How the IRA coordinated information operation made friends. *Harvard Kennedy School Misinformation Review* (2022).

- [61] Suárez-Serrato, P., Roberts, M. E., Davis, C. & Menczer, F. On the influence of social bots in online protests. *International Conference on Social Informatics* **10047**, 269–278 (2016).
- [62] Bär, D., Pröllochs, N. & Feuerriegel, S. New threats to society from free-speech social media platforms. *arXiv: 2302.01229* (2023).
- [63] Pennycook, G. *et al.* Shifting attention to accuracy can reduce misinformation online. *Nature* **592**, 590–595 (2021).
- [64] Gallotti, R., Valle, F., Castaldo, N., Sacco, P. & de Domenico, M. Assessing the risks of ‘Infodemics’ in response to COVID-19 epidemics. *Nature Human Behaviour* **4**, 1285–1293 (2020).
- [65] Mohammad, S. M. & Turney, P. D. Crowdsourcing a word-emotion association lexicon. *Computational Intelligence* **29**, 436–465 (2013).
- [66] Smart, B., Watt, J., Benedetti, S., Mitchell, L. & Roughan, M. #IStandWithPutin versus #IStandWithUkraine: The interaction of bots and humans in discussion of the Russia/Ukraine war. *International Conference on Social Informatics* (2022).

# **Supplementary Information**

# Supplementary tables

## Supplementary Table 1: Examples of pro-Russian messages

#	Message
1	@RWApodcast I literally love Putin. The most honest leader in the world. #istandwithrussia
2	America's position is known. Putin removes Pant Biden's #StandWithRussia
3	The notion used by the West (Nato) to attack Libya which you support: "their leader killed his own people" is the same one Russia uses in #Ukraine - so why don't you support Russia's actions since a leader who kills his people must be killed? #IStandWithPutin #istandwithrussia
4	#IStandWithPutin #IStandWithPutin #istandwithrussia #istandwithrussia #IStandWithPutin #istandwithrussia #IStandWithPutin
5	Let's United against Western countries #IStandWithPutin
6	@PalmerReport #IStandWithPutin #StandWithRussia is the only sensible trend I've seen so far... The propaganda that ukraine is using just showing how brave they are its bullshit. Crying but racists as fuck. May one day historians add a topic on #thefallofukraine id be glad
7	Daily mail, it deals better with sewage, you are more professional there. You're funny, retarded reporters #Russia #Ukraine #Ukrania #UkraineWar #EU #NATO #USA @UN @cnnbrk #IStandWithRussia @BBC_ua #UkraineRussiaWar @MailOnline #StandWithUkraine #Kyiv #Ukraine
8	The threat to world peace is the USA and not Russia. Mandela said it and it still holds true. #iSupportRussia #IStandWithRussia #RacistEU
9	Nazis lost access to the sea! #Russia #StandWithRussia #IStandWithPutin
10	The oppressors must be irritated #IStandWithPutin
11	@SheripetersonS @KylaInTheBurgh Lol.. Its better that Trump is not the President otherwise it would have not been so easy for putin to get Ukraine you fools.. U trust biden?? Biden keeps supporting china, during biden putin invaded Ukraine.. #istandwithrussia #IStandWithPutin
12	@CroatiaTruth @TheDailyShow So that makes okay to discriminate others based on race? It's really hard to sympathize with Ukraine at this point and moving towards #IStandWithPutin
13	#IStandWithPutin Putin is a brave and clever man. He is fighting this war for safe future of Russia #IStandWithPutin
14	@heinz_hartz Your leader is a cocaine addict #istandwithrussia
15	@KyivIndependent America & the whole of NATO together Europe took advantage of Ukraine for their own benefit, got Ukraine and Russia to fight and USA was selling weapons/natural gas to Europe. Europe got hostile from Russia, and no one understood this & that #Zelenskiy is stupid #IStandWithPutin
16	#istandwithrussia #IStandWithPutin #iSupportRussia They always wanted to destroy Russia and they are doing it now..
17	@davis_valence @jazzamerica! @BrotherWarfare You tell me, master. You're the brains here, we're all dummies. #Putin #IStandWithPutin #istandwithrussia #NaziUkraine #Russian #RussianUkrainianWar #NATO #Israel #Israeli World War
18	@realGonzaloLira Ukrainian Nazis WILL BURN IN HELL, ALONG WITH NATO LEADERS WHO IS PUMPING WEAPONS INTO THE HANDS OF NAZIS #istandwithrussia
19	@AlphaGlobalInc Money grabbers have been grooming Ukraine to rape #Russia that's a fact. The #megaclubs who supply #Ukraine weapons and money are pimps stealing all your childrens lives, eventually. #StandWithRussia
20	@CGMeifangZhang USA IS A KILLER! NATO IS A KILLER! #IStandWithPutin #istandwithserbia #istandwithlivia #istandwithsiria #istandwithchina #stopnato

Table S1: Examples of pro-Russian messages.

## Supplementary Table 2: Examples of pro-Ukrainian messages

#	Message
1	@ReutersWorld #DefeatPutin #IStandWithPutin #Donbass #PutinHitler #PutinIsaWarCriminal
2	#IStandWithPutin #StopPutinNOW #stopputin #StopRussia #Belarus
3	@carlosp202 @KyivIndependent My God only cowards shoot civilians especially children and women that indicates that Putin is losing. #PutinWarCriminal #StopRussianAggression #StandWithRussia
4	RT @davy_mkisii: Better stop this war before kenya joins in. #RussianUkrainianWar #IStandWithPutin #StopPutinNOW
5	@TallDesmond If you are #IStandWithPutin because the “West” has done some questionable stuff then you really need to examine your logic (and morals) #IStandWithUkraine #PutinWarCriminal #PutinHitler
6	@POTUS @BorisJohnson @AndrzejDuda @EmmanuelMacron @OlafScholz #StopRussia #StandWithUkraine #StandWithPutin #SaveUkraineNow
7	@mccaffreyr3 Its all about money. So which country will Putin (Russia - \$10K GDP) attack next? #IStandWithUkraine I dont #IStandWithPutin I dont #istandwithrussia #Ukraine #UkraineUnderAttack #UkraineInvasion #UkraineRussiaWar
8	Isondo liyajika They're the ones seeking refuge now #UkraineUnderAttack #UkraineRussianWar #istandwithrussia
9	@blackintheempir Many people on Twitter are too smart to fall for Western propaganda But too stupid to not fall for Russian propaganda #fake #Zelenskyy Kremlin #war #PutinWarCrimes #IStandWithPutin #UkraineInvasion
10	@ZMiasojedow Lie! it's #RussianPropaganda & hate for UA #MariupolMassacre #MariupolGenocide #NaziRussia #DemilitarizeRussia #DenazifyRussia #StopRussianAggression #StopRussianGenocideInUkraine #StandWithUkraine #StandUpForUkraine #NaziRussianArmy Don't #standwithrussia
11	@KyivIndependent Moments of the #Putin regime terrorists airstrike near the Kharkiv city #PutinHitler #StopPutinNOW #IStandWithPutin #StopPutinNOW #Ukraine #Lviv #KyivNow
12	@FoxNews #PutinHitler #PutinIsaWarCriminal #RussiaInvadedUkraine #RussianArmy #IStandWithPutin
13	Hit by an air strike today. 1,200 civilians, including children, were sheltering in it. #RussianUkrainianWar #RussiaInvadedUkraine #UkraineUnderAttack #StandWithUkraine #StopRussia Only devil can #StandWithPutin
14	By #PutinLies, #putin invent new enemies among #Russians so #Russian hate each other and missed #PutinIsaWarCriminal while make everyone poor, shameful, guilty. Be angry, but not to your thinking brave citizens #Ukrainian #UkraineRussianWar #IStandWithPutin #IStandWithUkraine
15	#istandwithrussia #IStandWithPutin trending, whilst the rest of the world is accusing him of world crime #RussianUkrainianWar #StopPutinNOW
16	@IAPonomarenko @olgatokariuk To every russian out there. If you do not condemn the atrocities made by your boys and men in Ukraine, you are complicit. #fckrussia #IStandWithPutin #WarCrimes #Russians
17	#IStandWithPutin #StopPutinNOW #stopputin #StopRussia #Belarus
18	#PutinWarCriminal #PutinLies #PutinsGOP #Ukraine #Russia #IStandWithRussia #UkraineRussia #UkraineInvasion #UkraineUnderAttack #IStandWithUkraine #UkraineWar #UkraineRussiaConflict #Putin shame on you @mgimo
19	@Indddy77 Hey Russian bot troll - #IStandWithPutin going to #TheHague and imprisoned for war crimes. #PutinWarCriminal #Putin #RussianBot #RussianTroll
20	@MtwanaXabiso @EmbassyofRussia What's more powerful than a missile, fuckface? Slava Ukraina! #StandWithUkraine #IStandWithUkraine #FuckRussia #RussianArmy #RussianAirForce #UkraineRussianWar #UkraineUnderAttack #Ukraine #Russia #UkraineRussiaCrisis #StandWithRussia #IStandWithRussia

Table S2: Examples of pro-Ukrainian messages.

### Supplementary Table 3: Top hashtags in pro-Russian messages

	Hashtag	#Accounts	Freq.
1	#istandwithputin	73091	180937
2	#istandwithrussia	44747	126209
3	#russianukrainianwar	15757	46534
4	#russiaukraine	14050	18896
5	#russia	12234	20598
6	#standwithrussia	9972	23402
7	#ukraine	7223	13472
8	#putin	7118	11743
9	#ukrainerussiawar	6551	32382
10	#standwithputin	5027	10231

Table S3: Most frequent hashtags in pro-Russian messages. Also shown is the number of accounts who tweeted them and the overall number of occurrences in the dataset.



### Supplementary Table 4: Anti-Russian hashtags

	Hashtag
1	#stopputinnow
2	#stoprussia
3	#stopputin
4	#fuckputin
5	#putinwarcriminal
6	#stopwar
7	#ukraineunderattack
8	#putinwarcrimes
9	#putinisawarcriminal
10	#warcrimes
11	#fckptn
12	#noflyzone
13	#fuckrussia
14	#standwithrussiansagainstputin
15	#attackputin
16	#stopthewar
17	#russianpropaganda
18	#defeatputin
19	#pissonputin

Table S4: List of anti-Russian hashtags used to filter messages with an anti-Russian stance.

## Supplementary Table 5: Exclusion of news media outlets

#	Account	#	Account
1	@NBCNews	23	@qWKRG
2	@thehill	24	@NewsNation
3	@thetimes	25	@KGETnews
4	@BITech	26	@WSPA7
5	@YahooNews	27	@WJBF
6	@nytimesbusiness	28	@FOX23News
7	@Techmeme	29	@WSAV
8	@derStandardat	30	@WEHTWTVWlocal
9	@NBCNewsWorld	31	@DavidClinchNews
10	@WTNH	32	@WFRVLocal5
11	@8NewsNow	33	@wnct9
12	@kron4news	34	@KAMRLocal4News
13	@TheWrap	35	@NBC6News
14	@WKRN	36	@CW39Houston
15	@crikey_news	37	@WETM18News
16	@WFLA	38	@WVNS59News
17	@whnt	39	@TexomasHomepage
18	@webstandardat	40	@KTABTV
19	@abc27News	41	@KMSSTV
20	@8NEWS	42	@KRBCnews
21	@WJTV	43	@KREX5_Fox4
22	@WTEN	44	@CabbageTV

Table S5: List of Western news media outlets with verified accounts on Twitter that were excluded due to their journalistic nature (e.g., they reported on that some pro-Russian hashtags went viral or that Twitter took action against Russian propaganda but without disseminating Russian propaganda themselves).

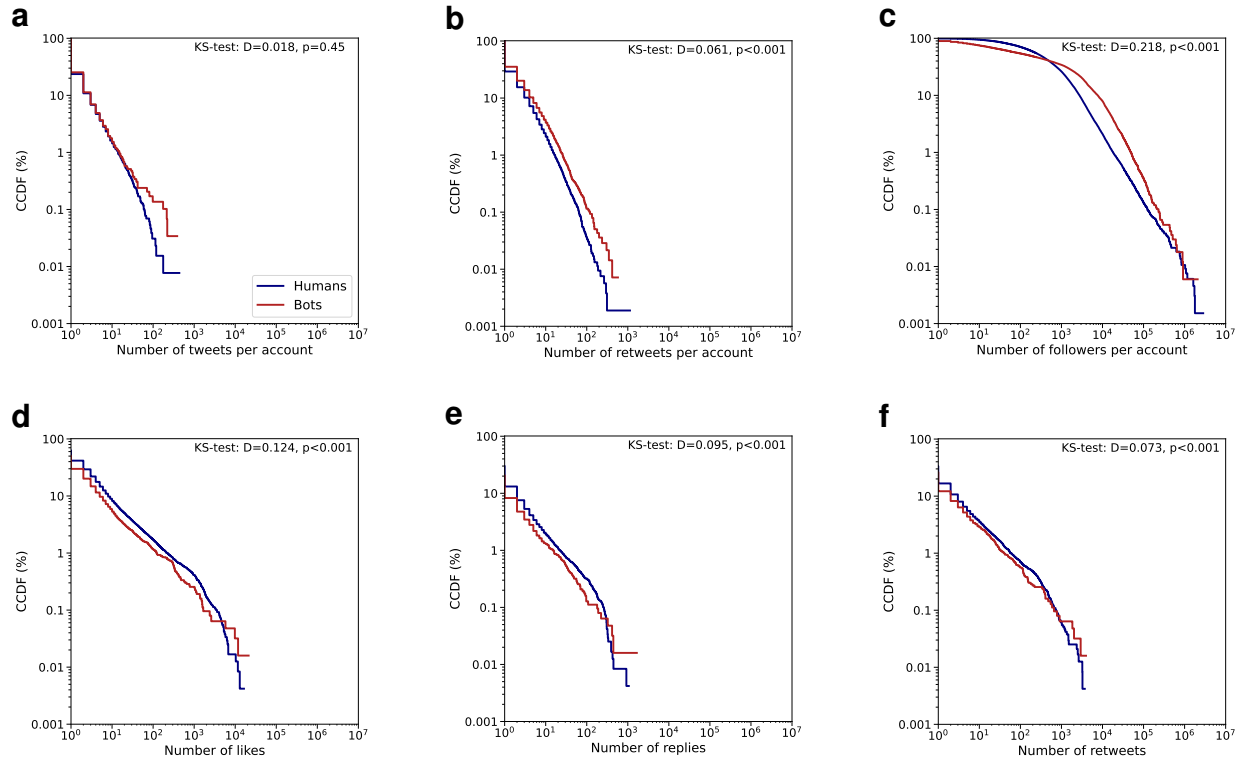
## Supplementary Table 6: Influential users

Username	Profile description	#Followers	Verified
Misha Collins	Actor, baker, candlestick maker Cell: (323)405-9939 he/him	2,836,321	✓
Firstpost	Incisive opinions, in-depth analysis and views that matter.	2,077,445	✓
Robert ALAI	I am for humanity in whatever we do. We must rethink Nairobi and make it humane. Email: me@robertalai.com	1,783,408	✓
John Cusack	Apocalyptic shit disturber and elephant trainer	1,736,601	✓
Gharidah Farooqi	I AM ~ Steel Magnolia. Millennial. Feminist. Activist. Journalist since 2003. Program 'G For Gharidah' on News One - Monday to Thursday. Tweets only personal.	1,629,142	✓
Donald B Kipkorir	KTK Advocates: Corporate Law & Commercial Practice , IFLR1000 Recognized Law Firm, Member Of <a href="https://t.co/OYIejTcFud">https://t.co/OYIejTcFud</a> .. Roman Catholic, Monarchist, Strong Rule	1,165,978	✓
ChrisExcel	I'm a Savage.. I'm an AssHole I'm A King!!! The only legal Catfish BLACK TWITTER President	1,088,859	—
extra3	Der Irrsinn der Woche. Not established since 1976 / Impressum: <a href="https://t.co/DGrtF5g13t">https://t.co/DGrtF5g13t</a> , <a href="https://t.co/2rwf6gQZpJ">https://t.co/2rwf6gQZpJ</a>	1,080,864	✓
Jon Cooper	Former National Finance Chair of Draft Biden 2016, Long Island Campaign Chair for @BarackObama & Majority Leader of Suffolk County Legislature, NY. @DukeU alum	1,030,357	✓
SA Breaking News	All the latest breaking news from across South Africa in one stream. <a href="mailto:info@sabreakingnews.co.za">info@sabreakingnews.co.za</a>	915,583	—

Table S6: **Influential users.** The number of followers is used as a proxy for social influence of Twitter users [52]. Listed are the top-10 users with the largest number of followers (in decreasing order). To further characterize influential accounts, we manually inspected messages spread by these accounts. The top-3 accounts, for example, pursue different communication strategies. The first critically engages in the discussion on Twitter; the second primarily reports the hashtag #istandwithputin to trend in India; and the third actively disseminated pro-Russian messages. For example, the account posted “*The threat to world peace is the USA and not Russia. Mandela said it and it still holds true. #iSupportRussia #iStandWithRussia #RacistEU*”. The account also retweeted Russian propaganda: “*RT DonaldBKipkorir: US & NATO want to destroy Russia the way they did Afghanistan, Iraq, Yemen, Lebanon, Somalia & Libya ... US & Europe media is curating false & alternative narrative on the war in Ukraine .. Russia & her people have legitimate & strategic interest in Ukraine .. #IStandWithPutin.*”

# Supplementary Figures

## Supplementary Figure 1: Online virality of likely bots and likely humans



**Figure S1: Online virality of likely bots and likely humans.** Here, we compare complementary cumulative distribution functions (CCDFs) for likely humans vs. likely bots across the following dimensions: **a**, the number of source tweets per account; **b**, the number of retweets per account; **c**, the number of followers per account; **d**, the number of likes; **e**, the number of replies; and **f**, the number of retweets. The statistics in (a–c) are computed at the user level, while the statistics in (d–f) are computed at the interaction level. Statistical comparisons are based on a Kolmogorov-Smirnov (KS) test [53].

## Supplementary Figure 2: Robustness check for location analysis

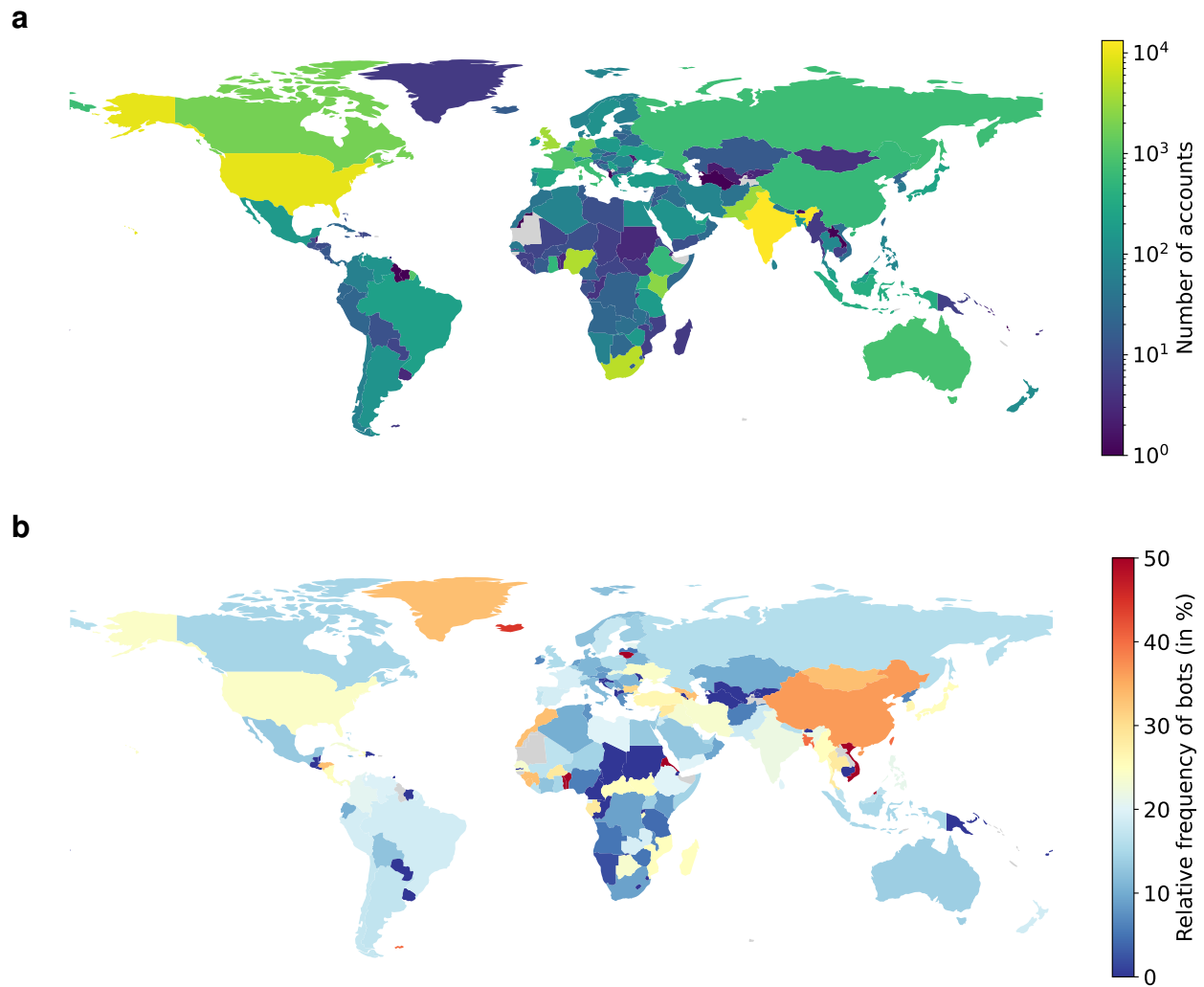


Figure S2: **Robustness check for location analysis.** Here, we perform a robustness check using a different approach where we infer the geographic location of accounts via the self-reported location in a user's profile and via the geolocations in messages (that is, without using the heuristics based on the geographic location of followers). Shown are the differences in Russian propaganda across countries based on: **a**, Number of users per country (log scale). **b**, Relative frequency of likely bots per country (in %). Here, all likely bots were excluded where the geographic location could not be inferred. Overall, we find patterns similar to the location analysis in the main paper.

## A Supplementary Materials: Content analysis of the Russian propaganda campaign

To analyze the narrative in the Russian propaganda campaign, we performed a quantitative and qualitative study of the underlying content. Thereby, we substantiate two of our previous observations related to (1) the subject and (2) the intended recipient (“target”). In terms of (1), we see that Russian propaganda made several claims that discredit Western countries and organizations. In terms of (2), we see that Russian propaganda was especially active around the UN vote and in specific countries. This suggests that the propaganda campaign was intended to steer the public opinion in those countries.

Subject. We analyzed the frequency of keyword terms related to different geographic regions and international bodies. For this, we first tokenized the messages, then performed pattern matching, and eventually counted the number of matches. Here, we focused on the following entities: the EU (via the search terms “eu” and “european union”), NATO (via “nato”), the UN (via “un” and “united nations”), the USA (via “usa”), the West in general (via “west”). In our dataset, we observe that the following entities are common (reported as the relative share of messages that include the search terms): NATO (7.1%), the West (5.4%), and USA (4.1%).

We then manually analyzed a random sample of 100 messages to better understand the underlying narrative. Here we find that messages frequently discredit Western countries and organizations. For example, one account posted: *“Russian People were with South Africans during difficult times of Apartheid, they never deserted us till today, they are indeed Africans in heart in Russian County, they assisted us when the rest were supporting our oppressors. #IStandWithRussia”* Another account then added: *“@WailletVersteeg @KremlinRussia\_E #IStandWithPutin Because enemy of my enemy is my friend! 95% of mass murder(war) injustice oppression etc in Africa & world since 1,000 years ago, is caused by the West (NATO) in their quest to enslave others & milk their natural resources! #CREATORCRACY #EmbraceTruth #BIAFRA”*. This thus gives an

example that connects to Western countries and institutions.

The qualitative analysis further revealed that the Russian propaganda campaign frequently picked up existing as well as historical narratives (e.g., Apartheid, slavery, oppression, imperial times, mass murders). A similar observation was made earlier for propaganda originating from Russian traditional media [8, 13].

Intended recipient. To analyze the connection between the Russian propaganda campaign and the UN General Assembly vote on Resolution ES-11/1, we took a closer look at the countries that voted against or abstained from the vote [7]. Overall, there were 5 countries voting against (Belarus, Eritrea, North Korea, Russia, Syria) and 35 countries abstaining (e.g., South Africa, India, Pakistan, China, and Iraq). Here, we again analyzed the frequency of specific search terms that related to the previous countries of interest. Specifically, we tokenized the messages and then counted the relative frequency of messages that included a country name (in English). Common country names were: Iraq (3.3%), Syria (2.7%), and India (2.5%). Evidently, several of the commonly mentioned countries were also those that were prone to abstain from the UN vote.

We further manually analyzed the above random sample of 100 messages to better understand the underlying narrative. There was, for example, a stream of messages that mentioned the support for Putin by South Africans due to Russia's help during the time of Apartheid. As another example, we find that the messages frequently make the connection between India and Russia by linking to historical support of Russia during imperial times and in the UN. Here, one user posted for example: *"Yes! We are friends with the US and the West, but Russia is our brother!!! Russia have always supported India in UN no matter what the issue is. Today, India remaining abstain alongside China & the UAE says a lot. We remember everything you've done for us. #istandwithrussia"*. This provides further quantitative and qualitative evidence that connects the Russian propaganda campaign with the UN vote.

In sum, the findings of the above analysis are two-fold: (1) We find that, as the underlying mechanism, the campaign is – to a large extent – focused on eliciting negative opinions towards

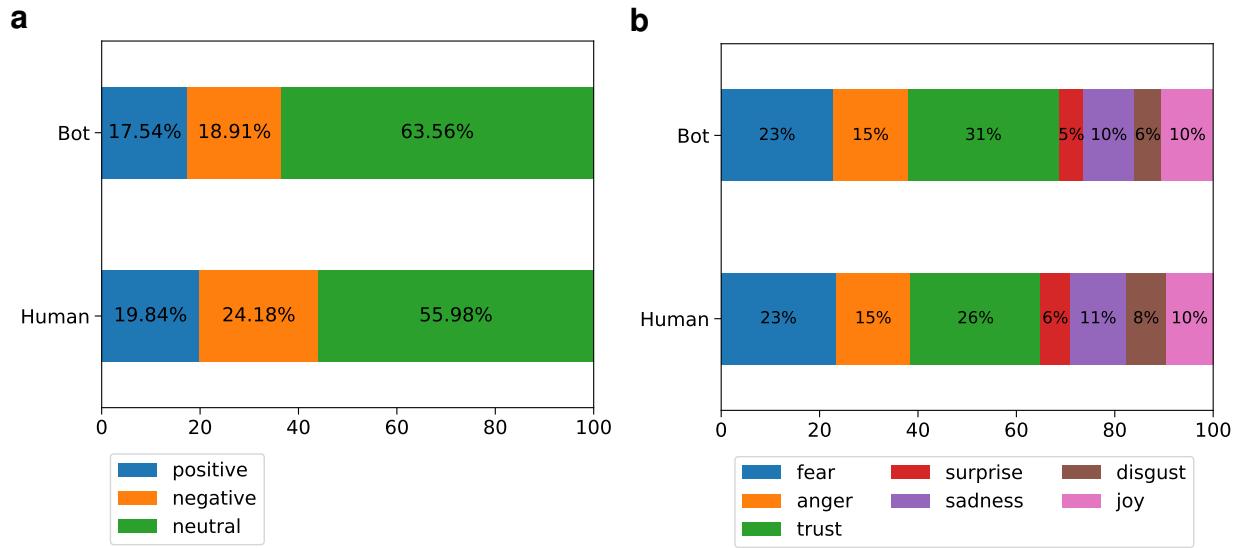
Western countries and institutions. (2) We further find that it targets specifically countries that were prone to abstain from the UN vote.



## B Supplementary Materials: Sentiment analysis

We further analyzed the content of pro-Russian source tweets with regard to sentiment and emotions to examine whether likely humans and likely bots use a different tone when disseminating propaganda. We first preprocessed the source tweets by removing numbers, mentions, hashtags, and links from the content. Subsequently, we used the NRC lexicon [65] to assign scores to the source tweets related to both sentiment and different emotions. Specifically, the scores capture the following dimensions: positive, negative, and neutral sentiment as well as the eight emotions of the NRC Lexicon (fear, anger, trust, surprise, sadness, disgust, joy, and anticipation). To do so, we classified source tweets as positive or negative depending on the predominant sentiment score, and as neutral when the scores are equal.

We show the percentage of positive, negative, and neutral source tweets for likely humans and likely bots in Supplementary Figure S3a. Overall, the differences between likely humans and likely bots were comparatively small. In particular, the hypothesis that bots may strategically opt for negative language was not supported. A similar observation has been made in earlier research [66]. Importantly, this is different from bots spreading, for example, inflammatory content, where negative language is more common [33]. As an additional analysis, we also computed the mean percentage of emotions in the source tweets of likely humans and likely bots (Supplementary Figure S3b). Again, the scores were fairly similar for both likely humans and likely bots.



**Figure S3: Sentiment and emotions of source tweets.** Here, we classified source tweets of likely humans and likely bots into different sentiment and emotion categories using the NRC lexicon [65]. Shown are: **a**, relative frequency of source tweets with predominantly positive, negative, or neutral sentiment for likely humans and likely bots; and **b**, relative frequency of the different emotions categories in source tweets from likely bots and likely humans.