

DiffStyler: Controllable Dual Diffusion for Text-Driven Image Stylization

Nisha Huang, Yuxin Zhang, Fan Tang, Chongyang Ma, Haibin Huang, Yong Zhang
Weiming Dong, Changsheng Xu



Figure 1. Image stylization results of DiffStyler with diverse text prompts. The input content image for each result is shown as an inset.

Abstract

Despite the impressive results of arbitrary image-guided style transfer methods, text-driven image stylization has recently been proposed for transferring a natural image into the stylized one according to textual descriptions of the target style provided by the user. Unlike previous image-to-image transfer approaches, text-guided stylization progress provides users with a more precise and intuitive way to express the desired style. However, the huge discrepancy between cross-modal inputs/outputs makes it challenging to conduct text-driven image stylization in a typical feed-forward CNN pipeline. In this paper, we present DiffStyler on the basis of diffusion models. The cross-modal style information can be easily integrated as guidance during the diffusion progress step-by-step. In particular, we use a dual diffusion processing architecture to control the balance between the content and style of the diffused results. Furthermore, we propose a content image-based learnable noise on which the reverse denoising process is based, enabling the stylization results to better preserve the structure information of the content image. We validate the proposed DiffStyler beyond the baseline methods through extensive qualitative and quantitative experiments.

1. Introduction

Image stylization is appealing in practice as it allows amateurs to turn real-world photos into renderings that mimic the style of artwork without requiring any professional skills. Based on the extracted style textures, the

style transfer methods [10, 14] migrate the semantic textures of the style images to the content images and generate vivid artwork. They are followed and improved by later works [16, 21, 40] that have shown substantial value in creative visual design.

While the above image stylization methods are capable of delivering attractive and stable results for artwork, they all require users to provide a style image as a reference for stylization, which leads to the following problems. First, providing an appropriate style image itself increases the complexity and redundancy of the user operation. In addition, style images themselves have strong limitations for color and texture. As a result, the user’s need for stylization and artistic creation cannot be adequately expressed through a single image either. In contrast, expressing the user’s artistic needs and aesthetic preferences through text is more in line with the original intention of artistic creation. For illustration, the text conveys arbitrary artists, styles, and artistic movements. This more natural and intuitive way of textual guidance can create more imaginative and unrestricted digital artworks.

Current approaches [9, 20, 27] for text-driven stylization tasks are mainly based on GAN [11] models, which results in limited modeling and generation capabilities between text and style. The GAN-based approaches, which rely on the patch style discriminator, are unable to generate satisfactory results in the case of inappropriate patches to sample. In our investigation, we found that textual information can easily guide the diffusion model for stable step-wise diffusion without relying on additional random style patches. Meanwhile, with the development of diffusion-

based methods [4, 24, 30, 32], they have demonstrated phenomenal results on visual tasks, especially in generating artworks [8, 13, 41]. Therefore, we introduce diffusion into stylization tasks to guide the image global sampling process. This improves the problem that GAN-based methods [7, 20] repeatedly have the same stylized patches at different locations of the generated results thus causing artifacts and failure to highlight the main content (see Fig. 3).

Moreover, the stylization task requires keeping the content image structure [1, 3], but the current work of diffusion does not preserve the global content of the input image. There are several works [5, 13, 30, 32] that use the content image as the initial input to the diffusion model. However, the gradual addition of noise, which can be destructive to the image content, cannot achieve similar stylization applications. Specifically, DreamBooth [34] is able to maintain the content of a particular subject and embed it into the output domain. However, the method requires fine-tuning for each new set of content images. Therefore it remains challenging to maintain the global content for arbitrary images based on the diffusion model.

To solve the image content preservation problem of the diffusion models, we propose a novel controllable dual diffusion for text-driven image stylization framework called DiffStyler illustrated in Fig. 2. Unlike traditional diffusion models for image generation, we make the following three improvements. First, we replace random noise with learnable noise in the free diffusion process of the content image, preserving the main structure of the content image. Second, for each step of the inference process, we adopt dual diffusion architectures so that the stylized results are both explicit in content and abstract in aesthetics. Furthermore, we optimize the simulation of the diffusion process in terms of numerical methods, so that the generation process can guarantee quality while speeding up the sampling speed. Experiments show that our diffusion model-based image content retention and style migration is effective and achieves excellent results on both quantitative metrics and manual evaluation. In summary, our main contributions are as follows:

- We present a new dual diffusion-based text-driven image stylization framework that generates output matching the text prompt of the desired style while preserving the main structure of the input content image.
- We apply learnable noise based on the content image to overcome the destructive effect of adding random noise to the image content during traditional diffusion.
- Numerous experimental and qualitative examples show that DiffStyler outperforms baseline methods and achieves outstanding results with desirable content structures and style patterns.

2. Related Work

Image style transfer. Style transfer aims to migrate the style of a painting to a photograph, maintaining its original content. Initially, Gatys *et al.* [10] find that hierarchical layers in CNNs can be used to extract image content structures and style texture information and propose an optimization-based iterative method to generate stylized images. An increasing number of methods have been developed thereafter to advance the quality of stylization. Arbitrary style transfer in real-time [15] is improved by minimizing perceptual loss which is the combination of feature reconstruction loss as well as the style reconstruction loss. More generally, arbitrary style transfer gains more attention in recent years.

Huang *et al.* [14] propose an adaptive instance normalization (AdaIN) to replace the mean and variance of content with that of style. AdaIN is widely adopted in image generation tasks [16, 21, 40] to fuse the content and style features. Deng *et al.* [3] propose StyTr² that contains two different transformer encoders to generate domain-specific sequences for content and style, respectively. Zhang *et al.* [44] present contrastive arbitrary style transfer (CAST) to learn style representation directly from image features by analyzing the similarities and differences between multiple styles and taking the style distribution into account. In conclusion, while traditional image style transfer is stable, it requires the provision of additional style images and the results lack artistry and creativity.

Text-driven image manipulation. In the existing text-guided image synthesis, the encoders for text embedding work as guide conditions for generative models. OpenAI proposes the high-performance text-image embedding model CLIP [29], based on which a number of methods manipulate images with textual conditions. StyleCLIP [27] performed attribute manipulation by exploring the learned latent space of StyleGAN [16]. They control the generative process toward a given textual condition by finding the appropriate vector direction. Therefore, StyleGAN-NADA [9] proposed a model modification method using text condition only and modulates the trained model into a novel domain. Although these methods have been successful in specific domains, they are difficult to apply to arbitrary data.

Based on the above works, Kwon *et al.* [20] proposed CLIPstyler that contains a patch-wise text-image matching loss with multiview augmentations for realistic texture transfer. Fu *et al.* [7] propose a contrastive language visual artist (CLVA) that learns to extract visual semantics from style instructions and accomplish LDATA by the patch-wise style discriminator. The stylization effect of CLIPstyler [20] and LDATA [7] is dependent on the patch style discriminator, and the quality of the randomly sampled patch will have a critical impact on the results of the transfer.

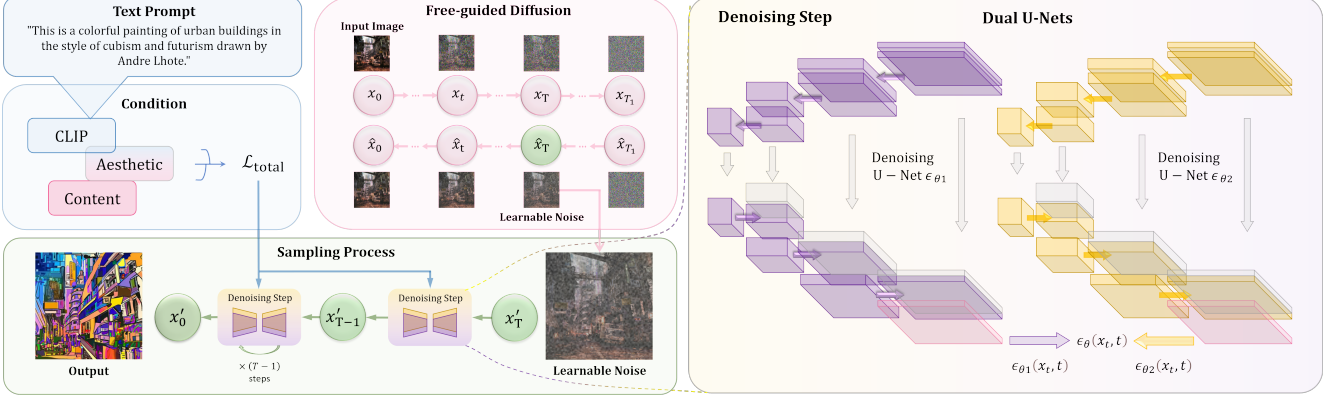


Figure 2. The overall framework of our method for text-driven image stylization.

Diffusion models for image synthesis. The diffusion model [36] is a generative model learning to generate images by removing noise from random signals in a stepwise manner, which has received a great deal of attention recently. Sohl-Dickstein *et al.* [36] were the first to implement image generation using the diffusion model, and with continued research in subsequent approaches [4, 12, 19, 24, 30, 35, 38], the diffusion model is generating high-resolution images with unprecedented quality, often surpassing GANs.

Although denoising diffusion probability models (DDPMs) [12] can produce high-quality samples, it requires hundreds to thousands of iterations to produce the final samples. Some previous methods have successfully accelerated DDPMs by adjusting variance schedules (e.g., IDDPMs [25]) or denoising equations (e.g., DDIMs [37]), however, these acceleration methods cannot maintain the quality of the samples. Liu *et al.* proposed the idea that DDPMs should be considered as solving differential equations on manifolds, and proposed pseudo-numerical methods for diffusion models (PNDMs) [22] to accelerate the inference process while maintaining the sample quality.

Several large-scale text-image models have recently emerged, such as GLIDE [24], DALL-E 2 [30], and Imagen [35], demonstrating unprecedented image generation results. However, these models do not provide fine-grained control over a generated image, specifically using text guidance only. Kim *et al.* [19] propose DiffusionCLIP and show how to perform global changes. However, DiffusionCLIP is restricted to specific domains, such as faces, and cannot operate on arbitrary images. In contrast to prior methods, we would like to build a new application for stylizing arbitrary images under the command of the text prompt utilizing the diffusion method.

3. Method

We now formally introduce DiffStyler, a controllable dual diffusion framework for text-driven image stylization.

Given a content image x_0 and the target text prompt \mathcal{T} , DiffStyler can transfer x_0 into a stylized one with the desired style. As illustrated in Fig. 2, DiffStyler consists of three main stages. First, we input the content image x_0 into the diffusion model and let it perform a T_1 step of free-guided diffusion. Second, the result \hat{x}_T at the T steps of free-guided diffusion is used as the input x'_T to the two-layer diffusion model for the reverse sampling process. Third, in the reverse sampling process, we perform the relevant optimization.

3.1. Dual Diffusion Models

Pseudo numerical methods for diffusion. Diffusion models transform the data distribution from Gaussian distribution to image distribution through an iterative process. The related differential equations of the diffusion model may be derived directly and self-consistently to provide a theoretical relationship between diffusion processes and numerical methods:

$$\frac{dx}{dt} = -\bar{\alpha}'(t) \left(\frac{x(t)}{2\bar{\alpha}(t)} - \frac{\epsilon_{\theta}(x(t), t)}{2\bar{\alpha}(t)\sqrt{1-\bar{\alpha}(t)}} \right). \quad (1)$$

However, a key drawback of DDPMs is that it requires thousands of iterations to produce high-quality samples, which makes the generation of large numbers of samples extremely slow and infeasible. There are two main problems [22] of using numerical methods on Equation 1. One problem is that the neural network ϵ_{θ} and Equation 1 are well-defined only in a limited area. So the discrete $t-1$ with a continuous version $t-\delta$ according to [12, 37] and change this equation into a differential form. The other problem is that Equation 1 is unbounded in most cases, so the generation process may generate samples far away from the well-defined area and thus is likely to introduce new errors. The equation of the numerical method is redefined as:

$$x_{t+\delta} = x_t + \delta f \Rightarrow x_{t+\delta} = \phi(x_t, \epsilon_t, t, t+\delta). \quad (2)$$

Here, f is Equation 1. It has been experimentally demonstrated [22] that the pseudo-linear multi-step method is the most efficient method for the diffusion model with similar generation quality. As a numerical method, the linear multi-step method is defined as:

$$x_{t+\delta} = x_t + \frac{\delta}{24} (55f_t - 59f_{t-\delta} + 37f_{t-2\delta} - 9f_{t-3\delta}), \quad (3)$$

where satisfying $\frac{dx}{dt} = f(x, t)$ and $f_t = f(x_t, t)$.

Learnable noise. The diffusion model [36] is inspired by nonequilibrium thermodynamics. They define a Markov chain of diffusion steps that adds random noise slowly to the data and then learns to reverse the diffusion process by reconstructing the desired data samples from the noise. In previous diffusion work, either a random Gaussian noise image or an input image superimposed with a corresponding amount of random Gaussian noise is usually used as the starting image x'_T for the sampling process. This operation does not protect the content structure of the input image, making the generated image differ significantly from the input image in terms of content, as shown in the results of stable diffusion in Fig. 3. We find that the final denoising result of x_T is obtained by performing T steps of free diffusion on the input image without textual guidance. Specifically, we enter the embedding of zero as a guiding condition for the denoising network,

$$\epsilon_\theta(x_t, t) = \epsilon_\theta(x_t, t \mid \emptyset). \quad (4)$$

The denoising network $\epsilon_\theta(x_0)$ represents the parametrized conditional model. Usually, the number of forward and sampling process steps of diffusion is the same. We find that the free diffusion steps can better maintain the input image content structure when the number of free diffusion steps T_1 is more than the number of reverse diffusion steps T . And \hat{x}_T is used as the starting image x'_T of the sampling process, T_1 and T are set to 150 and 50 respectively in this work. Thus the content structure of the input image can be better preserved and suitable for application in image stylization tasks.

Basic architecture of DiffStyler. We found that if the diffusion model is trained only on the natural image dataset, the results will be close to real images and lack artistic appearance. If the diffusion model is trained only on the artistic image training set, the results will be too abstract to preserve the input content. Therefore, we used light denoising networks ϵ_{θ_1} and ϵ_{θ_2} trained on the Conceptual 12M [2, 18] and WikiArt [39] datasets, respectively. Then, we perform sampling using the following linear combination of the dual channel score estimates:

$$\tilde{\epsilon}_\theta(x_t, t \mid \mathcal{T}) = w\epsilon_{\theta_1}(x_t, t \mid \mathcal{T}) + (1 - w)\epsilon_{\theta_2}(x_t, t \mid \mathcal{T}), \quad (5)$$

where $0 < w < 1$. We utilize it for each step of the inference process, resulting in stylized outputs that are both explicit in content and abstract in aesthetics.

3.2. Network Optimization

Instruction loss. We leverage a pre-trained ViT-B/16 CLIP [29] model to stylize the content image according to the text prompt. The cosine distance between the CLIP embedding of the transferred image x_t during the diffusion process and the CLIP embedding of the text prompt \mathcal{T} may be used to specify the CLIP-based loss, or \mathcal{L}_{inst} . We define the language guidance function using the cosine distance, which measures the similarity between the embeddings E_{x_t} and $E_{\mathcal{T}}$. The text guidance function can be defined as:

$$\mathcal{L}_{inst}(x_t, t, \mathcal{T}) = \mathcal{D}_{CLIP}(E_{x_t}, E_{\mathcal{T}}), \quad (6)$$

where \mathcal{D}_{CLIP} is the cosine distance of the CLIP embeddings.

Content perceptual loss. To further enhance the alignment with the content of input images, we use feature maps extracted to compute the content loss and patchwise contrastive content loss [10, 26]:

$$\mathcal{L}_c = \frac{1}{N_l} \sum_{i=0}^{N_l} \|\phi_i(x'_0) - \phi_i(x_0)\|_2. \quad (7)$$

$\phi_i(\cdot)$ denotes features extracted from the i -th layer in a pre-trained VGG19 and N_l is the number of layers.

Besides, we utilize contrast learning to match corresponding input-output patches at a specific location. We can leverage the other patches within the input as negatives. Let $x'_0, x_0 \in \mathbb{R}^{H_{patch} \times W_{patch} \times C}$ be patched from the two signals, in the same spatial location. The patch with resolution $H \times W$ is an RGB image patch ($C = 3$). The encoder F is a simple linear projection of a patch of pixels. The embedding vectors of the network generated and input image patches are defined as $v = F(x'_0)$ and $v^+ = F(x_0)$, respectively. And v_n^- be the embedding on the n -th negative patches from the input image. The loss is specified as an $(N + 1)$ -way classification problem with logits proportional to the similarity of embedded patches. To represent the probability of a positive example being selected over a negative example, the cross-entropy loss is calculated as follows:

$$\begin{aligned} \ell_{cpatch}(v, v^+, v^-) = \\ - \log \left[\frac{\exp(s(v \cdot v^+)/\tau)}{\exp(s(v \cdot v^+)/\tau) + \sum_{n=1}^N \exp(s(v \cdot v_n^-)/\tau)} \right], \end{aligned} \quad (8)$$

where $\tau = 0.07$ is a parameter to control temperature. $s(v_1, v_2) = v_1^T v_2$ delivers the dot product of the similar-

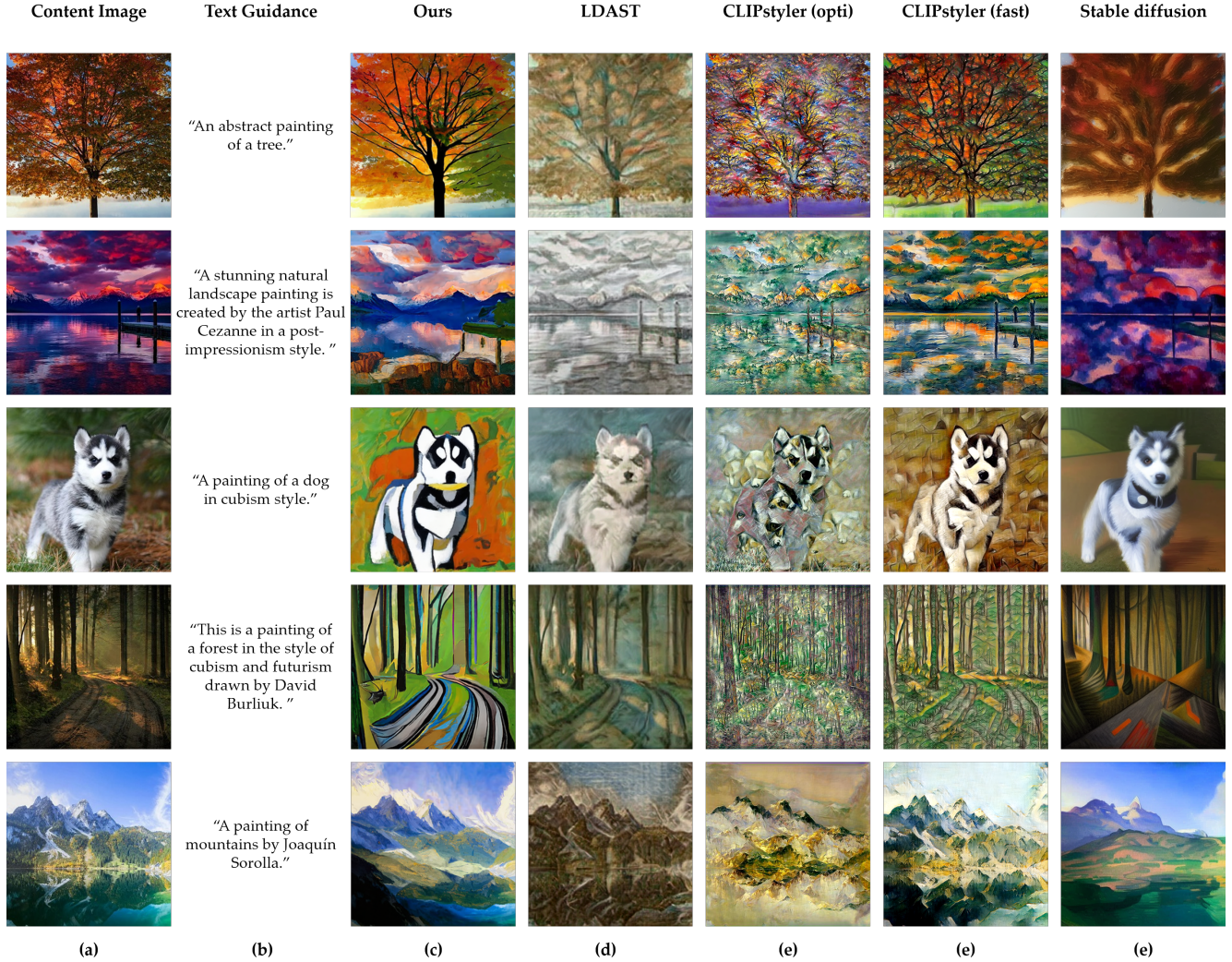


Figure 3. Qualitative comparison with state-of-the-art image stylization methods including LDASt, CLIPstyler (opti), CLIPstyler (fast), and Stable Diffusion.

Table 1. Quantitative comparisons for text-driven image style transfer. We compute the average learned perceptual image patch similarity (LPIPS) and clip score. The best results are highlighted in **bold** while the second best results are marked with an underline.

	Ours	LDASt	CLIPstyle (opti)	CLIPstyle (fast)	Stable diffusion
CLIP score \uparrow	0.2869	0.2235	0.2422	0.2515	<u>0.2773</u>
LPIPS \downarrow	<u>0.505</u>	0.744	0.573	0.472	0.637

ity of two encoded patch signals. We leverage the notation $v_l^s \in \mathbb{R}^{D_l}$ to index into the tensor, which is the D_l -dimensional feature vector at the s^{th} spatial location. The collection of feature vectors at all other spatial locations is represented as $\bar{v}_l^s \in \mathbb{R}^{(S_l-1) \times D_l}$, where S_l is the number of spatial locations of the tensor. And the patchwise con-

trastive content loss is defined as

$$\mathcal{L}_{c_{patch}}(x'_0, x_0) = \sum_{l=1}^L \sum_{s=1}^{S_l} \ell_{c_{patch}}(\hat{v}_l^s, v_l^s, \bar{v}_l^s). \quad (9)$$

Aesthetic loss. We also employ an aesthetic loss to make the model’s representation of style more consistent with human preferences. We leverage a model to fit and inference




Figure 4. Qualitative comparison with image style transfer methods. Our approach uses the text guidance directly as the style condition, while others need to first retrieve a style reference from an image database based on the text input before generating the stylization results.

code for CLIP aesthetic regressions R trained on Simulacra Aesthetic Captions [17, 28]. It is a dataset of over 238,000 synthetic images generated by diffusion models as well as human ratings. We use it as a scorer to evaluate the results generated by DiffStyler, and return the weighted aesthetic exploring loss for optimization:

$$\mathcal{L}_{\text{aes}} = -R(x_t, \mathcal{T}). \quad (10)$$

As a consequence, the total loss is formulated as follows:

$$\mathcal{L}_{\text{total}} = \lambda_d \mathcal{L}_{\text{CLIP}} + \lambda_{c1} \mathcal{L}_c + \lambda_{c2} \mathcal{L}_{c_{\text{patch}}} + \lambda_{\text{aes}} \mathcal{L}_{\text{aes}} + \lambda_{tv} \mathcal{L}_{tv}. \quad (11)$$

We set λ_d , λ_{c1} , λ_{c2} , λ_{aes} , and λ_{tv} to 50, 3.0, 1.0, 10, and 80, respectively.

4. Experiments

4.1. Implementation Details

For the CLIP [29] model, we use ViT-B/16 as the vision transformer [6]. For the diffusion model, we use the primary model [18] of a resolution 256×256 trained on the Conceptual 12M [2] dataset. In addition, we use a pre-trained model [18] on the WikiArt [39] dataset as a secondary diffusion model to enable a superior artistic representation of the entire model. Our approach to the combination of the two pre-trained models can be extended to

the combination of any diffusion model according to the demands of the application scenario. This results in significant savings in training resources. The output resolution of DiffStyler is 256×256 . The U-Net [33] architecture we utilize is based on Wide-ResNet [42]. To ensure the quality of the results and to maintain consistency of the parameters, the diffusion step and the time step used for the experiments in our work are set to 50. For more detailed hyperparameter settings, please refer to our supplementary materials.

4.2. Qualitative Evaluation

Comparison with text-driven stylization. We compare DiffStyler with SOTA text-driven image stylization methods including LDAST [7], CLIPstyler [20], and stable diffusion [32]. There are two versions of CLIPstyler. CLIPstyler (opti) requires real-time optimization on each content and each text. CLIPstyler (fast) requires real-time optimization on each text. Fig. 3 illustrates some representative results, and the rest are included in our supplementary materials. We can observe that LDAST (the (d) column) has relatively similar style performance results in different text-driven cases and is less artistic. CLIPstyler (opti) texture patches used to convey style are substantially corrupting the content of the input image, e.g. (third row) the dog’s eyes are shifted to other locations in the result. Both CLIPstyler




Figure 5. Effect of the dual diffusion guidance scale w on the generated results.



Figure 6. Results of ablation studies on loss functions. (a) Our full model; (b) without \mathcal{L}_c ; (c) without $\mathcal{L}_{c_{patch}}$; (d) without λ_{tv} ; and (e) without \mathcal{L}_{aes} .

(opti) and CLIPstyler (fast) are more focused on details and lack macro lines, color blocks, and textures. The style generated by stable diffusion is most consistent with the text content but deviates moderately from the content of the input image.

Comparison with style transfer. We indirectly compare our results with existing style transfer methods, by comparing the proposed DiffStyler with the “retrieval-stylization” baselines (see Fig. 4). The text retrieved art images are firstly used as style images [31] and then stylized using the state-of-the-art available artistic style transfer methods, including CAST [44], AdaAttN [23], AdaIN [14], and Gatys *et al.* [10]. The result of earlier baseline models by AdaIN and Gatys *et al.* demonstrate that their portrayal of the intended texture style was limited, focusing only on color variations. And the content information is influenced by the content of the style image. The recent style transformation methods of CAST and AdaAttN result in having relatively complex texture information while preserving the structure of the content image. However, the results also suffer more when the stylistic strokes of the style map are not obvious (the second row). In contrast, the results of our method have more detailed brushstrokes and are much closer to real art paintings.

4.3. Quantitative Evaluation

CLIP score. To measure the correspondence between text prompts and stylized textures, we computed the CLIP score, which is the cosine similarity between the target texts derived from the CLIP encoder. Since we employ the ViT-B/16 CLIP model throughout the inference phase, we com-

Table 2. User study results. The best results are highlighted in **bold** while the second best results are marked with an underline.

	Ours	LDAST	CLIPstyler (opti)	CLIPstyler (fast)	Stable Diffusion
Quality	4.41	3.77	3.75	4.08	<u>4.13</u>
Content	<u>3.97</u>	3.94	3.48	4.16	3.83
Consistency	4.39	3.73	3.84	3.95	<u>4.13</u>

pute the CLIP score using the ViT-B/32 CLIP [29] model for fairness. The results (the first row of Table 1) show that DiffStyler outperforms baseline models, which indicates an advantage in expressing textual requirements. While stable diffusion has the second-highest score among all baseline models.

LPIPS metric. The Learned Perceptual Image Patch Similarity (LPIPS) [43] is widely used to measure the difference between two images, which is more consistent with human perception than traditional methods. A lower value of LPIPS indicates that the two images are more similar and vice versa. In terms of content retention, CLIPstyler(fast) and DiffStyler outperform the other methods (the second row of Table 1). Therefore, our results can effectively preserve the input content while stylizing.

User study. Since artistic style is subjective, we conducted a user perception evaluation to further compare our methods. LDAST [7], CLIPstyler [20] and stable diffusion [32] were chosen as the baselines. Participants were




Figure 7. Results of the ablation study for the free guided diffusion step T_1 when the sampling step T is fixed.

requested to rate the following metrics on a scale of 1 – 5 based on the stylized results, (1) quality of stylized results (2) content preservation (3) consistency of stylized results with text prompts. And we averaged the scores of all users as the mean opinion score. We invited 80 participants to participate in the study, and each participant made 60 question choices, and 4800 votes were collected. Table 2 indicates that DiffStyler scores are high for all three evaluation metrics, which indicates that our findings excel at the level of text-guided stylization.

4.4. Ablation Study

Dual diffusion guidance scales. The guidance scale w of the diffusion model determines how strongly each of the two-path diffusion guides the final stylization outputs. As defined by Equation 5, the closer w is to 1, the stronger the guidance of the CC12M diffusion model; the closer w is to 0, the stronger the guidance of the WikiArt diffusion model. As illustrated in Fig. 5, larger values of w produce more realistic results and better content retention, but slightly less artistic expression. In contrast, smaller values of w produce brushstroke textures that are more consistent with the text content, but the content is less well maintained.

Loss terms. We ablate the different loss terms in our objective by qualitatively comparing our results when training with our full objective (Equation 11) and with a specific loss removed. The results are shown in Fig. 6. When we use all the proposed loss functions, we can obtain the best results in the perceptual domain. As can be seen, without \mathcal{L}_c , the shape of the content image cannot be well preserved. If the patch-wise contrastive content loss $\mathcal{L}_{c_{patch}}$ is not used, the edge contours of entities in the content image are also not faithfully maintained. Without λ_{tv} , the overall quality of the texture is reduced. Finally, when \mathcal{L}_{aes} is removed, the textual representation of the text style is moderately affected.

Diffusion steps. To maintain the structure of the input content, we find it beneficial when the number of free diffusion steps T_1 of learnable noise is more than the number of reverse sampling steps T . Ablation study results (Fig. 7) show that at $T = 50$, the content of the stylized results is better maintained as T_1 increases gradually, and the image

quality no longer changes significantly after a certain number of diffusion steps. As a trade-off between efficiency and quality, we usually set T_1 and T to be 150 and 50, respectively.

5. Conclusions and Future Work

In this work, we propose a novel controllable dual diffusion framework, namely DiffStyler, for text-driven image stylization. Our method contains a dual diffusion processing architecture to achieve a trade-off between abstraction and realism of the stylization results. To eliminate the destructive effect of noise on the content of the input image, we use the results of the learnable diffusion process based on the content image to replace the random noise. As the first baseline for single text-driven style transformation using a diffusion model, the DiffStyler model has a highly distinguished ability to represent artistic style and provides new insights into the challenging problem of style transformation. At present, the sample-time speed of our method is not as fast as some GAN-based approaches. Performing diffusion processes in latent space to speed up the computation will be a possible future research direction.

Although we present high-quality results under a single text condition, our method is not without limitations. In particular, the input content may not be fully preserved in the results. For example, in the third example of Fig. 4, the text prompt only mentions “castle” and the sky disappears in the stylized output. For better content preservation, the text condition needs to specify the object for which the style migration is performed. We plan to investigate more fine-grained control over stylization results in the future.

References

- [1] Jie An, Siyu Huang, Yibing Song, Dejing Dou, Wei Liu, and Jiebo Luo. Artflow: Unbiased image style transfer via reversible neural flows. In *IEEE/CVF Conference on Computer Vision and Pattern Recognition (CVPR)*, pages 862–871, June 2021. 2
- [2] Soravit Changpinyo, Piyush Sharma, Nan Ding, and Radu Soricut. Conceptual 12M: Pushing web-scale image-text pre-training to recognize long-tail visual concepts. In *IEEE/CVF Conferences on Computer Vision and Pattern Recognition (CVPR)*, 2021. 4, 6

- [3] Yingying Deng, Fan Tang, Weiming Dong, Chongyang Ma, Xingjia Pan, Lei Wang, and Changsheng Xu. Stytr²: Image style transfer with transformers. In *IEEE/CVF Conference on Computer Vision and Pattern Recognition (CVPR)*, 2022. 2
- [4] Prafulla Dhariwal and Alex Nichol. Diffusion models beat gans on image synthesis. In *Advances Neural Information Processing Systems (NeurIPS)*, pages 8780–8794, 2021. 2, 3
- [5] Disco diffusion. Disco diffusion. <https://github.com/alembics/disco-diffusion>. 2
- [6] Alexey Dosovitskiy, Lucas Beyer, Alexander Kolesnikov, Dirk Weissenborn, Xiaohua Zhai, Thomas Unterthiner, Mostafa Dehghani, Matthias Minderer, Georg Heigold, Sylvain Gelly, et al. An image is worth 16x16 words: Transformers for image recognition at scale. In *International Conference on Learning Representations (ICLR)*, 2020. 6
- [7] Tsu-Jui Fu, Xin Eric Wang, and William Yang Wang. Language-driven artistic style transfer. In *European Conference on Computer Vision (ECCV)*, 2022. 2, 6, 7
- [8] Rinon Gal, Yuval Alaluf, Yuval Atzmon, Or Patashnik, Amit H Bermano, Gal Chechik, and Daniel Cohen-Or. An image is worth one word: Personalizing text-to-image generation using textual inversion. *arXiv preprint arXiv:2208.01618*, 2022. 2
- [9] Rinon Gal, Or Patashnik, Haggai Maron, Amit H Bermano, Gal Chechik, and Daniel Cohen-Or. Stylegan-nada: Clip-guided domain adaptation of image generators. *ACM Transactions on Graphics (TOG)*, pages 1–13, 2022. 1, 2
- [10] Leon A Gatys, Alexander S Ecker, and Matthias Bethge. Image style transfer using convolutional neural networks. In *IEEE/CVF Conferences on Computer Vision and Pattern Recognition (CVPR)*, pages 2414–2423, 2016. 1, 2, 4, 7
- [11] Ian Goodfellow, Jean Pouget-Abadie, Mehdi Mirza, Bing Xu, David Warde-Farley, Sherjil Ozair, Aaron Courville, and Yoshua Bengio. Generative adversarial networks. *Communications of the ACM*, pages 139–144, 2020. 1
- [12] Jonathan Ho, Ajay Jain, and Pieter Abbeel. Denoising diffusion probabilistic models. *Advances in Neural Information Processing Systems (NeurIPS)*, pages 6840–6851, 2020. 3
- [13] Nisha Huang, Fan Tang, Weiming Dong, and Changsheng Xu. Draw your art dream: Diverse digital art synthesis with multimodal guided diffusion. In *ACM International Conference on Multimedia (ACM MM)*, 2022. 2
- [14] Xun Huang and Serge Belongie. Arbitrary style transfer in real-time with adaptive instance normalization. In *IEEE International Conference on Computer Vision (ICCV)*, pages 1501–1510, 2017. 1, 2, 7
- [15] Justin Johnson, Alexandre Alahi, and Li Fei-Fei. Perceptual losses for real-time style transfer and super-resolution. In *European conference on computer vision (ECCV)*, pages 694–711, 2016. 2
- [16] Tero Karras, Samuli Laine, and Timo Aila. A style-based generator architecture for generative adversarial networks. In *IEEE/CVF conference on computer vision and pattern recognition (CVPR)*, pages 4401–4410, 2019. 1, 2
- [17] Crowson Katherine. Simulacra aesthetic models. <https://github.com/crowsonkb/simulacra-aesthetic-models>. 6
- [18] Crowson Katherine. v-diffusion-pytorch. <https://github.com/crowsonkb/v-diffusion-pytorch>. 4, 6
- [19] Gwanghyun Kim, Taesung Kwon, and Jong Chul Ye. Diffusionclip: Text-guided diffusion models for robust image manipulation. In *IEEE/CVF Conference on Computer Vision and Pattern Recognition (CVPR)*, pages 2426–2435, 2022. 3
- [20] Gihyun Kwon and Jong Chul Ye. Clipstyler: Image style transfer with a single text condition. In *IEEE/CVF Conference on Computer Vision and Pattern Recognition (CVPR)*, 2022. 1, 2, 6, 7
- [21] Tianwei Lin, Zhuoqi Ma, Fu Li, Dongliang He, Xin Li, Errui Ding, Nannan Wang, Jie Li, and Xinbo Gao. Drafting and revision: Laplacian pyramid network for fast high-quality artistic style transfer. In *IEEE/CVF Conferences on Computer Vision and Pattern Recognition (CVPR)*, pages 5141–5150, 2021. 1, 2
- [22] Luping Liu, Yi Ren, Zhijie Lin, and Zhou Zhao. Pseudo numerical methods for diffusion models on manifolds. In *International Conference on Learning Representations (ICLR)*, 2022. 3, 4
- [23] Songhua Liu, Tianwei Lin, Dongliang He, Fu Li, Meiling Wang, Xin Li, Zhengxing Sun, Qian Li, and Errui Ding. Adaattn: Revisit attention mechanism in arbitrary neural style transfer. In *IEEE International Conference on Computer Vision (ICCV)*, pages 6649–6658, 2021. 7
- [24] Alex Nichol, Prafulla Dhariwal, Aditya Ramesh, Pranav Shyam, Pamela Mishkin, Bob McGrew, Ilya Sutskever, and Mark Chen. Glide: Towards photorealistic image generation and editing with text-guided diffusion models. *arXiv preprint arXiv:2112.10741*, 2021. 2, 3
- [25] Alexander Quinn Nichol and Prafulla Dhariwal. Improved denoising diffusion probabilistic models. In *International Conference on Machine Learning (ICML)*, pages 8162–8171, 2021. 3
- [26] Taesung Park, Alexei A Efros, Richard Zhang, and Jun-Yan Zhu. Contrastive learning for unpaired image-to-image translation. In *European conference on computer vision (ECCV)*, pages 319–345, 2020. 4
- [27] Or Patashnik, Zongze Wu, Eli Shechtman, Daniel Cohen-Or, and Dani Lischinski. Styleclip: Text-driven manipulation of stylegan imagery. In *IEEE/CVF International Conference on Computer Vision (ICCV)*, pages 2085–2094, 2021. 1, 2
- [28] John David Pressman. Simulacra aesthetic captions. <https://github.com/JD-P/simulacra-aesthetic-captions>. 6
- [29] Alec Radford, Jong Wook Kim, Chris Hallacy, Aditya Ramesh, Gabriel Goh, Sandhini Agarwal, Girish Sastry, Amanda Askell, Pamela Mishkin, Jack Clark, et al. Learning transferable visual models from natural language supervision. In *International Conference on Machine Learning (ICML)*, pages 8748–8763, 2021. 2, 4, 6, 7
- [30] Aditya Ramesh, Prafulla Dhariwal, Alex Nichol, Casey Chu, and Mark Chen. Hierarchical text-conditional image generation with clip latents. *arXiv preprint arXiv:2204.06125*, 2022. 2, 3

- [31] Beaumont Romain, Mullis Clay, Hintersdorf Dominik, Lima Pedro, Krasser Martin, Valdman David, and Lagarde Guillaume. Clip retrieval system. <https://github.com/rom1504/clip-retrieval>. 7
- [32] Robin Rombach, Andreas Blattmann, Dominik Lorenz, Patrick Esser, and Björn Ommer. High-resolution image synthesis with latent diffusion models. In *IEEE/CVF Conference on Computer Vision and Pattern Recognition (CVPR)*, pages 10684–10695, 2022. 2, 6, 7
- [33] Olaf Ronneberger, Philipp Fischer, and Thomas Brox. U-net: Convolutional networks for biomedical image segmentation. In *Medical Image Computing and Computer-Assisted Intervention*, 2015. 6
- [34] Nataniel Ruiz, Yuanzhen Li, Varun Jampani, Yael Pritch, Michael Rubinstein, and Kfir Aberman. Dreambooth: Fine tuning text-to-image diffusion models for subject-driven generation. *arXiv preprint arXiv:2208.12242*, 2022. 2
- [35] Chitwan Saharia, William Chan, Saurabh Saxena, Lala Li, Jay Whang, Emily Denton, Seyed Kamyar Seyed Ghasemipour, Burcu Karagol Ayan, S Sara Mahdavi, Rapha Gontijo Lopes, et al. Photorealistic text-to-image diffusion models with deep language understanding. *arXiv preprint arXiv:2205.11487*, 2022. 3
- [36] Jascha Sohl-Dickstein, Eric Weiss, Niru Maheswaranathan, and Surya Ganguli. Deep unsupervised learning using nonequilibrium thermodynamics. In *International Conference on Machine Learning (ICML)*, pages 2256–2265, 2015. 3, 4
- [37] Jiaming Song, Chenlin Meng, and Stefano Ermon. Denoising diffusion implicit models. In *International Conference on Learning Representations (ICLR)*, 2021. 3
- [38] Yang Song and Stefano Ermon. Generative modeling by estimating gradients of the data distribution. In *Neural Information Processing Systems (NIPS)*, 2019. 3
- [39] WikiArt volunteer team. Wikiart dataset. <https://www.wikiart.org/>. 4, 6
- [40] Huan Wang, Yijun Li, Yuehai Wang, Haoji Hu, and Ming-Hsuan Yang. Collaborative distillation for ultra-resolution universal style transfer. In *IEEE/CVF Conferences on Computer Vision and Pattern Recognition (CVPR)*, pages 1860–1869, 2020. 1, 2
- [41] Xianchao Wu. Creative painting with latent diffusion models. *arXiv preprint arXiv:2209.14697*, 2022. 2
- [42] Sergey Zagoruyko and Nikos Komodakis. Wide residual networks. *arXiv preprint arXiv:1605.07146*, 2016. 6
- [43] Richard Zhang, Phillip Isola, Alexei A Efros, Eli Shechtman, and Oliver Wang. The unreasonable effectiveness of deep features as a perceptual metric. In *IEEE/CVF Conferences on Computer Vision and Pattern Recognition (CVPR)*, pages 586–595, 2018. 7
- [44] Yuxin Zhang, Fan Tang, Weiming Dong, Haibin Huang, Chongyang Ma, Tong-Yee Lee, and Changsheng Xu. Domain enhanced arbitrary image style transfer via contrastive learning. In *Special Interest Group on Computer Graphics and Interactive Techniques Conference Proceedings (SIGGRAPH)*, 2022. 2, 7