

Gradient flow scale setting with tree-level improvement

Christian Schneider,^{a,*} Anna Hasenfratz^b and Oliver Witzel^a

^a*Center for Particle Physics Siegen, Theoretische Physik 1, Naturwissenschaftlich-Technische Fakultät, Universität Siegen, 57068 Siegen, Germany*

^b*Department of Physics, University of Colorado, Boulder, CO 80309, United States*

E-mail: christian3.schneider@student.uni-siegen.de

Lattice scales defined using gradient flow are typically very precise, while also easy to calculate. However, different definitions of flows and operators can differ significantly, suggesting possible systematical effects. Using a subset of RBC-UKQCD's 2+1 flavor domain wall fermion and Iwasaki gauge action ensembles, we explore differences between $\sqrt{t_0}$ and w_0 gradient flow scales, compare the impact of different operators to define the energy density, and study the effect of using tree-level improvement for the gradient flow. We find that for this set of gauge field ensembles Zeuthen flow with Symanzik operators has the most consistent approach to the continuum limit and exhibit very small cutoff corrections. Tree-level improvement, traditionally used in step-scaling studies, significantly reduces the spread between different operators, but does not lead to an overall improvement when it comes to reducing cutoff effects for gradient flow scales $\sqrt{t_0}$ or w_0 .

*The 39th International Symposium on Lattice Field Theory, LATTICE2022
8th-13th August, 2022 Bonn, Germany*

*Speaker

ensemble	β	L/a	T/a	am_ℓ	am_s^{sea}	am_{res}	N_{cfg}
C1	2.13	24	64	0.005	0.040	0.003154(15)	1636
C2	2.13	24	64	0.010	0.040	0.003154(15)	1419
M1	2.25	32	64	0.004	0.030	0.0006697(34)	628
M2	2.25	32	64	0.006	0.030	0.0006697(34)	889
M3	2.25	32	64	0.008	0.030	0.0006697(34)	544
F1	2.31	48	96	0.002144	0.02144	0.0009679(21)	98
X1	2.37	32	64	0.0047	0.0186	0.0006296(58)	119

Table 1: RBC-UKQCD's 2+1 flavor Shamir domain-wall fermion and Iwasaki gauge field ensembles [5–9].

1. Introduction

All lattice quantum chromodynamics (QCD) calculations are subject to cutoff effects. To obtain phenomenologically meaningful results, one needs to take the continuum limit of any physical quantity predicted at finite lattice spacing. This means we need to perform an extrapolation to the renormalization group (RG) fixed point where the lattice spacing $a \rightarrow 0$. Precise determination of lattice scales is therefore essential for such continuum limit extrapolation. Unfortunately the lattice scale itself also exhibits cutoff effects. Like all physical observables, lattice scales are subject to cutoff effects due to the lattice action. In addition, operators used to determine physical observables can also contribute cutoff effects. The gradient flow lattice scales $\sqrt{t_0}$ [1] and w_0 [2] are increasingly popular in determining the lattice spacing as they are easy to calculate and precise. Both of these approaches rely on the gradient flow transformation [3, 4], setting the value of the gradient flow renormalized coupling or its derivative to a given value at the corresponding dimensionless lattice values t_0/a^2 and w_0/a . Both $\sqrt{t_0}/a$ and w_0/a can exhibit large cutoff effects that originate not only from the lattice action, but also from the flow scheme and the operator used in determining the renormalized coupling. In this paper we study discretization effects of the gradient flow scales $\sqrt{t_0}$ and w_0 and give a practical description of a scale least affected by cutoff effects. We use a subset of RBC-UKQCD's 2+1 flavor domain-wall fermion (DWF) and Iwasaki gauge field ensembles listed in Table 1 [5–9]. Specifically we use the set of DWF ensembles generated using the Shamir kernel [10–12] and list their key parameters: bare gauge coupling β , spatial and temporal extent, L/a and T/a , input quark mass of the two degenerate light flavors, am_ℓ , and input quark mass of the strange quark, am_s , as well as the number of used configurations. In the following we refer to these ensembles using names indicating their lattice spacing which is related to the inverse of the bare gauge coupling β . Hence we will use *coarse* (C1, C2), *medium* (M1, M2, M3), *fine* (F1), and *extra fine* (X1), where larger integers indicate heavier light quark masses. On these gauge field configurations we perform Wilson (W) and Zeuthen (Z) gradient flow [13, 14] measurements, and determine renormalized couplings using three different operators: clover (C), Wilson (W), and Symanzik (S). In addition we analyze renormalized couplings with and without tree-level normalization (tln) corrections [15].

2. The t_0 and w_0 scales

The scale t_0 was introduced in Ref. [1] as the lattice gradient flow time t_0/a^2 where $t^2\langle E \rangle = 0.3$. $\langle E \rangle$ is the energy density at flow time t_0 . Analogously w_0 is defined as the square root of the flow time where $t \frac{dt^2\langle E \rangle}{dt} = W(t/a^2) = 0.3$ [2]. These definitions are appropriate to define a lattice scale because the quantity $t^2\langle E \rangle$ has no canonical or anomalous dimension and therefore can be considered as a running renormalized coupling [16, 17]. With the normalization $\mathcal{N} = 128\pi^2/3(N_c^2 - 1)$ the gradient flow coupling $g_{GF}^2 = \mathcal{N}t^2\langle E \rangle$ matches the $\overline{\text{MS}}$ coupling at tree-level.

Restating the definition of the lattice scales, one defines the t_0 scale as the lattice gradient flow time t_0/a^2 where the renormalized coupling $g_{GF}^2(t_0) = 0.3\mathcal{N}$ and the w_0 scale as the lattice flow time \sqrt{t}/a where the renormalization group β function is $\beta(g_{GF}^2(t)) = t \frac{dg_{GF}^2}{dt} = 0.3\mathcal{N}$.

2.1 Tree-level Normalization

The lattice action induces $\mathcal{O}(a^n)$ cutoff effects at tree-level and, moreover, loop corrections enter $\propto g^2 \log(a)$. Also the renormalized coupling g_{GF}^2 has both tree-level and quantum loop cutoff corrections. The gradient flow, on the other hand, is a classical operation on the background gauge field configurations¹. Following the Symanzik improvement program it is possible to remove all $\mathcal{O}(a^2)$ terms from the flow and operator by choosing Zeuthen flow and Symanzik improved operator to estimate the energy density $\langle E \rangle$. One can even go further. Tree-level cutoff effects for a given action/flow/operator combination can be expressed as a 4-dimensional integral, or, in finite volume, as a 4-dimensional sum. By redefining the gradient flow coupling as $g_{GF}^2 = \mathcal{N}t^2\langle E(t) \rangle / C(t, L, T)$, where $C(t, L, T)$ is determined analytically according to Eq. (3.15) of Ref. [15], we obtain a tree-level improved (tln) scale. Using this method, a notable improvement for the determination of the step-scaling β function for SU(3) with $N_f = 4, 6, 8, 10, 12$ at sufficiently weak coupling is achieved in [20–24]. We repeated the analytical calculation of $C(t, L, T)$ for the case of Iwasaki gauge action, Zeuthen or Wilson gradient flow and Wilson plaquette, Symanzik, or clover operator on $24^3 \times 64$, $32^3 \times 64$, and $48^3 \times 96$ volumes. As a shorthand to refer to the different combinations, we use the convention [action][flow][operator], with the prefix n to denote tln improvement.

Tree-level normalization does not mean all cutoff effects introduced by the lattice action and the GF operator are removed. Step scaling function calculations that compare different flows, operators, with and without tree-level normalization show that perturbatively improved combinations do not always lead to smaller cutoff effects at strong coupling [23].

3. Analysis

3.1 Determination of $\sqrt{t_0}$ and w_0

The scale t_0 is defined as the lattice scale t_0/a^2 where the dimensionless quantity $g_{GF}^2(t) = \mathcal{N}t^2\langle E \rangle = 0.3\mathcal{N}$ [1]. The choice of the constant is arbitrary, and in the following we will consider

¹In Wilsonian renormalization group language the gradient flow defines a renormalization group transformation. In QCD, non-pathological RG transformations have a fixed point on the $g_0^2 = 0$ critical surface. An optimally chosen RG transformation has a fixed point and a corresponding renormalized trajectory that are close to the bare lattice action, thus reducing cutoff effects in g_{GF}^2 [18, 19]

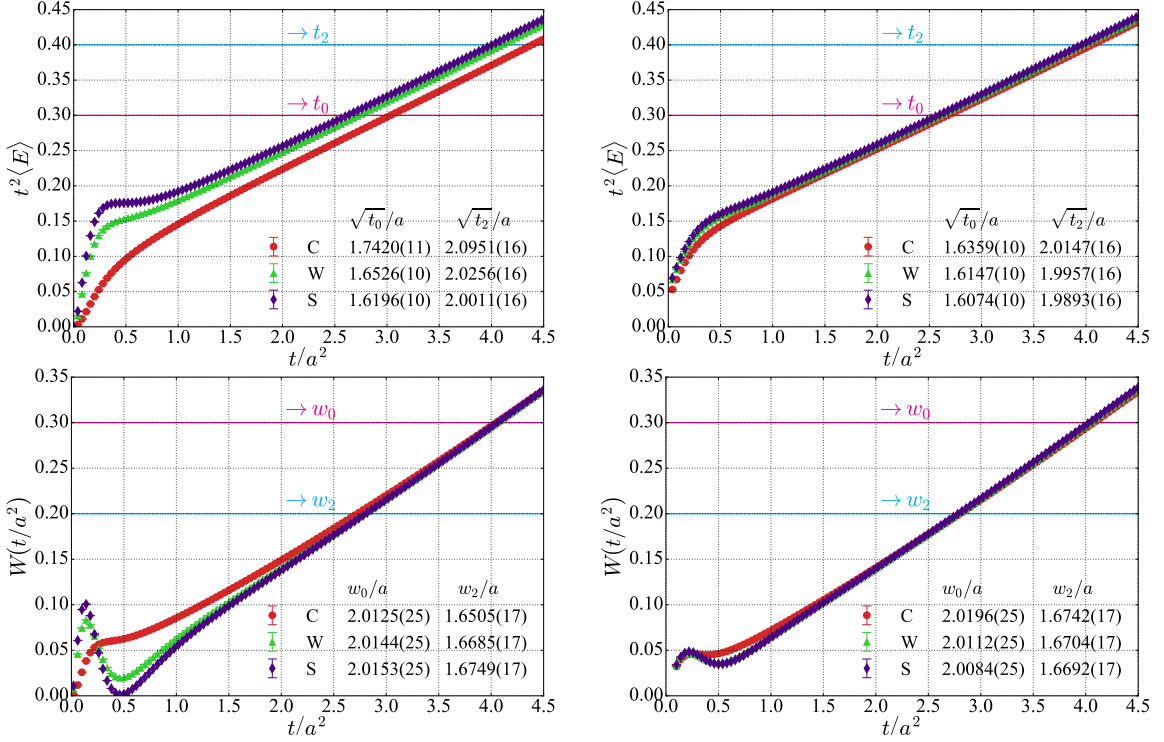


Figure 1: Determination of the Wilson flow t scales (top) and w scales (bottom) on the M1 ensemble. Plots on the left show the determination without tln, plots on the right with tln. In addition to the standard t_0 and w_0 scales we also consider the t_2 and w_2 scales that are defined at different values of $t^2\langle E \rangle$ and $W(t/a^2)$.

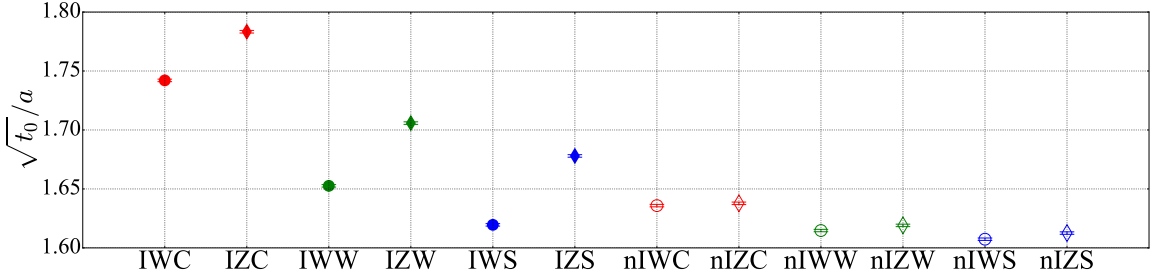


Figure 2: Comparison of $\sqrt{t_0}/a$ values determined for different operators and flows on the M1 ensemble. We use the short-hand [action][flow][operator] indicated by the corresponding first letter to refer to the different combination and prefix a ‘n’ when using tln.

both t_0 and a new scale t_2 defined where $g_{GF}^2(t) = 0.4N$. Analogously w_0 is defined as the square root of the flow time where $Nt \frac{dt^2\langle E \rangle}{dt} = W(t/a^2)N = 0.3N$ [2]. In addition we consider the scale w_2 defined by $W(t/a^2) = 0.2$.

Figure 1 illustrates the determination of the t and w scales with Wilson flow on the M1 ensemble. The t scales without tln correction show strong dependence on the choice of the operator, whereas tln improvement removes most operator dependence. The w scales show overall better consistency.

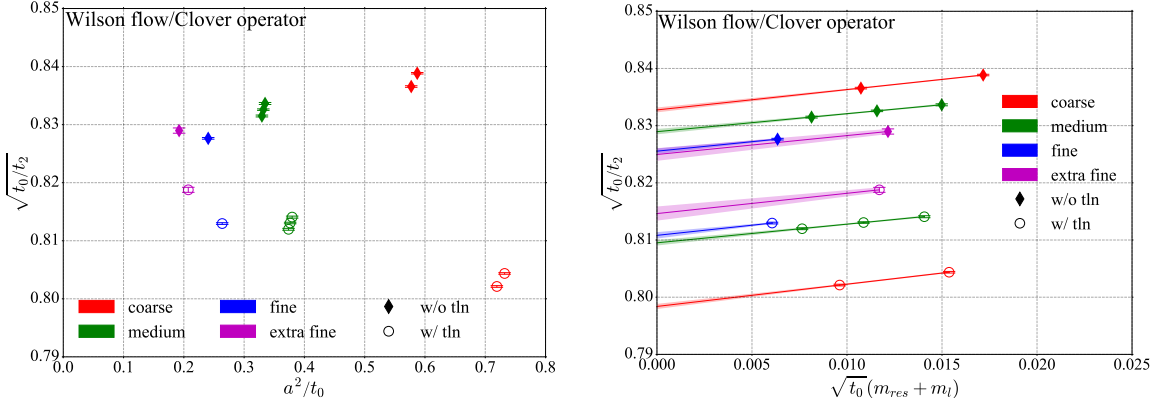


Figure 3: The plot on the left shows the ratio $\sqrt{t_0/t_2}$ vs. a^2/t_0 using Wilson flow and the clover operator. The dependence on the light sea-quark mass is clearly resolved. We therefore perform a chiral extrapolation in $\sqrt{t_0}(m_{\text{res}} + m_\ell)$ as shown on the right. The extrapolations of the fine and extra fine ensembles is guided using the slopes of the extrapolations of the coarse and the medium ensembles.

3.2 Identifying cut-off effects

In Fig. 2 we compare $\sqrt{t_0}/a$ predicted by both Wilson and Zeuthen flow using all three operators with and without tln. This plot on its own is insufficient to deduce which flow/operator combination has the smallest cutoff effects because a priori the lattice spacing of an ensemble is not known. However, the more than 10% difference between the predicted scales should serve as a warning. This level of uncertainty could make tuning of, e.g. quark masses, troublesome. To get a handle on the cutoff effects, we form ratios of scales, e.g. $\sqrt{t_0/t_2}$.² With a given flow and operator combination, t_0 and t_2 have similar cutoff corrections, though t_2 should have smaller corrections as it is defined at a larger flow time. Thus the ratio $\sqrt{t_0/t_2}$ shows the cutoff effects of the t_0 scale relative to t_2 . We investigate it as a function of a^2/t_0 , assuming that cutoff corrections on a^2/t_0 have only a small effect.

The left panel of Figure 3 shows this ratio obtained with Wilson flow and clover operator, with and without tln, for all investigated ensembles. Symbols with the same color refer to ensembles with the same bare gauge coupling but different masses. This plot demonstrates that the mass dependence is not negligible. If we want to identify cutoff effects, we first need to extrapolate our data to the chiral limit. The expected mass dependence of the t_0 scale is linear in am . That is indeed satisfied by our data, as can be observed in the right panel of Fig. 3 where we extrapolate the ratio $\sqrt{t_0/t_2}$ linearly in $\sqrt{t_0}m_f = \sqrt{t_0}(m_{\text{res}} + m_\ell)$ for the C and M ensembles. For the F and X ensemble, we only have data at one value of the light quark mass m_ℓ . Observing that the slopes of the C and M ensembles are similar, we take the slopes of the C and M ensembles to predict the ratio $\sqrt{t_0/t_2}$ in the chiral limit and use the differences in the slopes to inflate the uncertainty. At this point we have chiral limit values for our scales for each of the four different bare gauge couplings.

Finally we can explore the continuum limit by examining the ratios in the chiral limit. In the top panels of Figure 4 we study continuum limit extrapolations for $\sqrt{t_0/t_2}$ showing data based on Wilson flow on the left and Zeuthen flow on the right. In all cases we observe that the data points

²A similar idea was presented by Alberto Ramos at this conference [25].

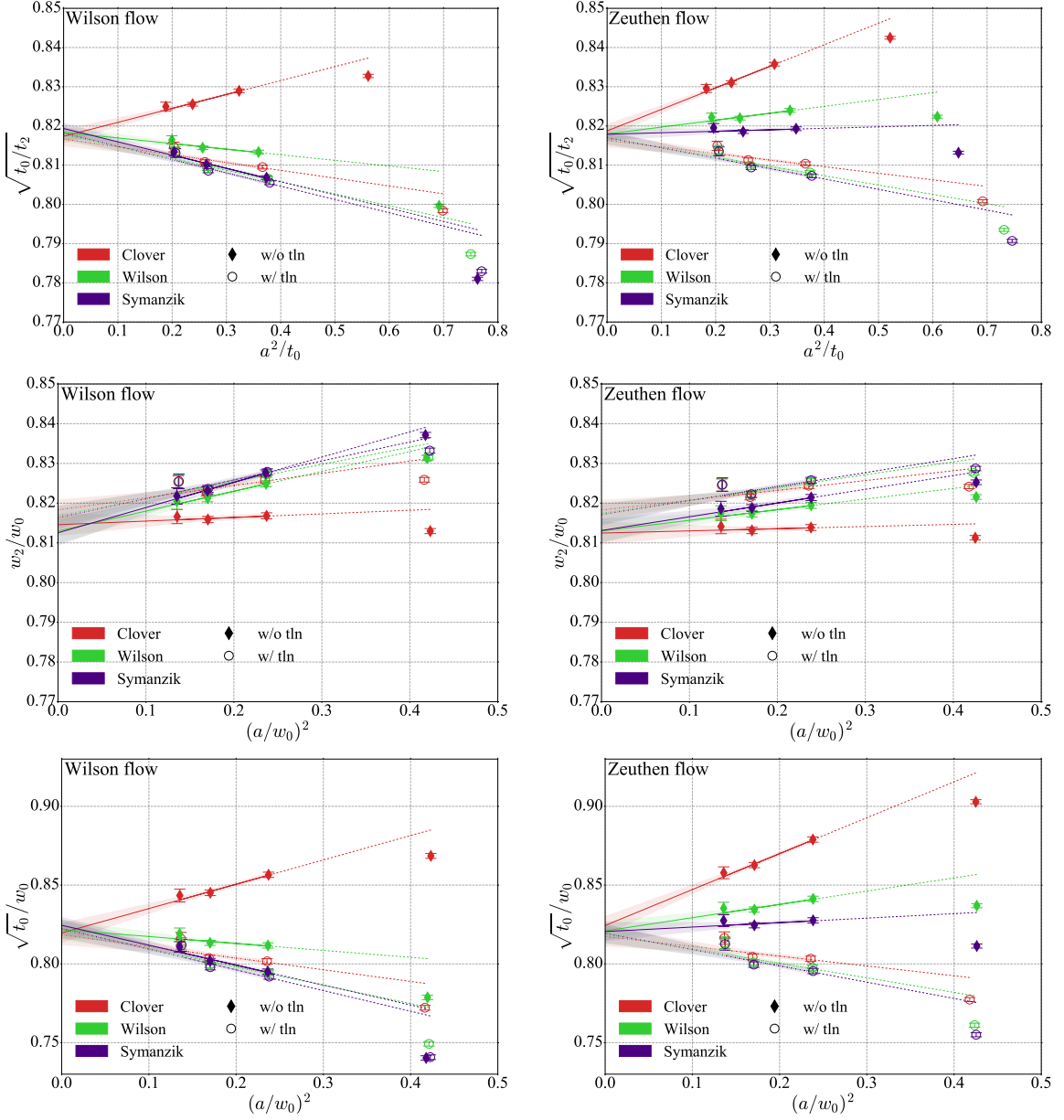


Figure 4: Continuum extrapolation of the chirally extrapolated data for different ratios using chiral extrapolations with t or w -scaled x -axis. The coarse ensembles are not included in the extrapolation fits since our simple, “linear-in- a^2 ” fit ansatz is insufficient to describe them. Higher order corrections are likely needed for these ensembles.

corresponding to the coarse ensembles are not described by the leading order $\mathcal{O}(a^2)$ form. The right most data points are therefore not included in the continuum fit indicated by the solid lines with shaded error band. To visualize the tension with the coarsest data points, we continue the fit lines to the right using dotted lines. Different flow/operator combinations have different approaches to the continuum but should have the same continuum limit value. Also the left most data point corresponding to the extra fine ensemble seems to be slightly off. That value may suffer from the fact

that the X1 ensemble has poor statistical properties (e.g. almost frozen tunneling of the topological charge) and, moreover, due to its large light input quark mass, requires a long chiral extrapolation. Looking at the p -values to study the goodness of our continuum extrapolation fits, we observe p -values $\gtrsim 20\%$ for fitting data without tln but p -values drop to around 3 – 4% for tln improved data. Also our other ratios exhibit significantly lower p -values for continuum extrapolations of tln improved data compared to fits of unimproved data. In all cases we find that the data point derived from the extra fine ensemble has an increased contribution to the total χ^2 raising further concerns about X1.

The ratio $\sqrt{t_0/t_2}$ shows for both flows less than 2% cutoff effects on the X, F and M ensembles, but up to 5% on the coarse ensemble. Interestingly the combination of Zeuthen flow with Symanzik operator exhibits practically no lattice artifacts on the three finer ensembles. We can interpret this as the best combination to predict the lattice scale with Iwasaki gauge action. Our continuum limit prediction using the IZS combination is $\sqrt{t_0/t_2} = 0.8187(18)$, which is consistent with determinations based on other combinations.

The w scales show a similar behavior, as is illustrated in the middle panels of Fig. 4, and we again observe that fits to tln improved data have lower p -values (4 – 5%) compared to fitting data without tln (p -values $\gtrsim 50\%$). The deviation between the different combinations is smaller than for the t_0 scale, and the “optimal” combination now appears to be Zeuthen flow with clover operator.³ The continuum limit of the ratio $\sqrt{t_0}/w_0$ has been predicted by several lattice calculations. We demonstrate its cutoff corrections in the bottom panels of Fig. 4, where we again observe noticeably lower p values when fitting tln improved data compared to fitting the data without tln.

We can gain further understanding of the cutoff effects by focusing at the tree-level improved data gathered in Fig. 5. For all three ratios, we observe close agreement between the tln improved data, independent of the flow and operator considered. However, the tln combinations show significant cutoff effects of approximately 1 – 2%. This is contrary to our expectations, because we expected that removing tree-level cutoff effects will improve the overall scaling behavior. Apparently quantum loop effects at strong coupling interfere and introduce significant lattice artifacts.

4. Conclusions and Outlook

In this paper we consider the important issue of lattice scale setting. Although gradient flow scales can be determined with high statistical precision, they may carry significant cutoff effects. It is essential to identify the most reliable gradient flow-operator combination for a given lattice action to improve the accuracy e.g. of tuning parameters for lattice simulations.

We analyze existing configurations generated by the RBC-UKQCD collaboration using 2+1 dynamical flavors of Shamir DWF and Iwasaki gauge action. We analyze these ensembles using both Wilson and Zeuthen flow and consider Wilson, clover and Symanzik operators with and without tree-level normalization. Comparing ratios of scales to estimate cutoff effects, we find that t_0 determined using Zeuthen flow with Symanzik operator exhibits a very consistent continuum limit and hence carries very little dependence on the lattice spacing. Similarly, the w_0 scale is best identified with Zeuthen flow and clover operator. In contrast, the t_0 scale determined using Wilson

³The cutoff effects using w scale appear to be the opposite of the t scale. This only reflects the definition of $t_2 > t_0$, whereas $w_0 > w_2$.

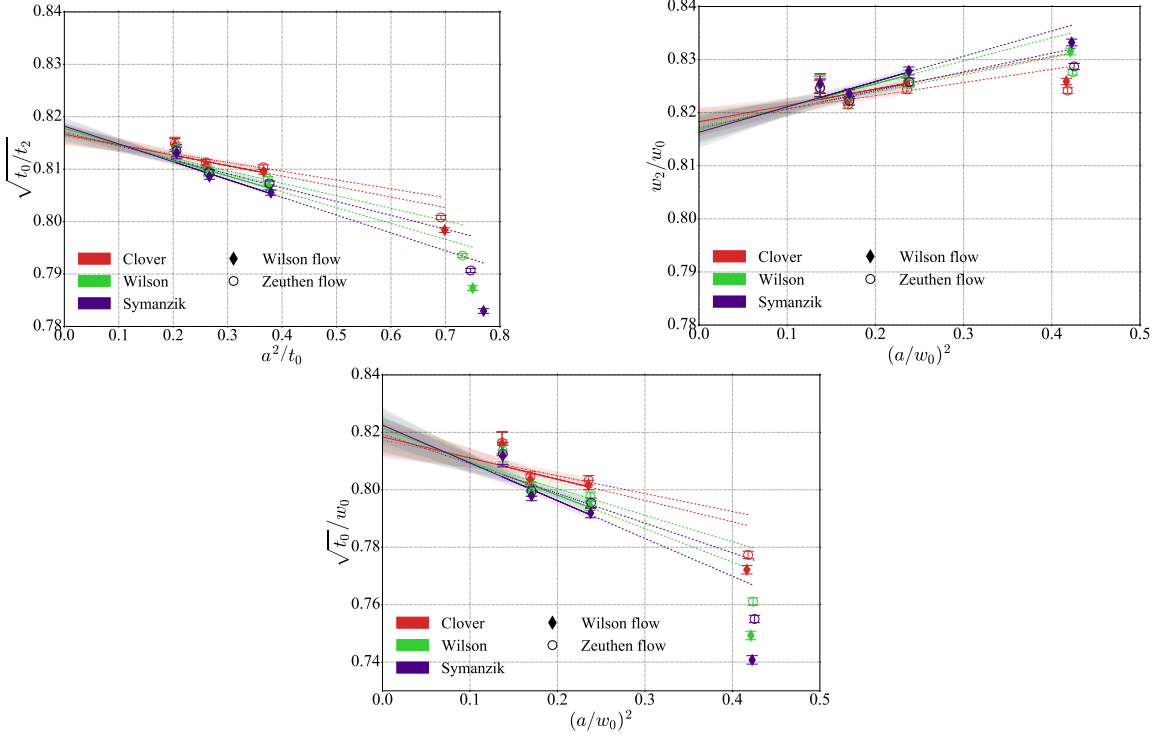


Figure 5: Continuum extrapolations of t_{ln} improved ratios of t and w scales. Applying t_{ln} largely removes differences observed for different operators and also the differences between Wilson and Zeuthen flow are reduced. However, the overall cutoff effects are not reduced by t_{ln} corrections.

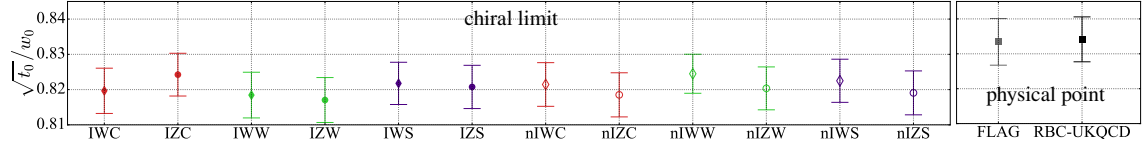


Figure 6: The left panel shows a comparison of continuum limit values for $\sqrt{t_0}/w_0$ obtained for different flows/operators in the chiral limit. In addition we show in the small panel on the right ratios at the physical point derived using FLAG 2021 averages [26] for 2+1 flavor simulations as well as results by RBC-UKQCD [7], which are based on a subset of the Shamir DWF ensembles used here but include in addition e.g. the Möbius DWF ensembles at the physical point (C0, M0).

flow and clover operator, a popular choice with Wilson gauge action, could have sizable cutoff effects on ensembles with lattice spacing $a \approx 0.08$ fm (medium ensembles).

Frequently the ratio $\sqrt{t_0}/w_0$ is used to estimate lattice artifacts of gradient flow scales determined with different lattice actions, flows and operators. Typically this comparison is performed at the physical point. Since we neither use external information on the lattice scale nor other quantities to perform a “global fit”, the physical point is not accessible to us. By quoting values in the chiral limit, we obtain systematically lower results compared to determinations at the physical point as can be inferred from Fig. 3. We roughly estimate this effect to be of $O(0.005)$ i.e. our values agree at the 1σ level with ratios we obtain using the FLAG 2021 averages [26] for $\sqrt{t_0}$ and w_0 or the corresponding results from RBC-UKQCD [7].

Nevertheless the crude chiral extrapolation and the fact that we have insufficient data at different bare gauge coupling to better constrain the continuum limit extrapolation are obvious parts of our analysis to be improved in the future. Repeating this exercise using RBC-UKQCD's three physical point ensembles (C0, M0, F0) with Möbius DWF kernel would e.g. be highly interesting.

Acknowledgments

We thank RBC-UKQCD for generating and making the 2+1 flavor gauge field ensembles available. Gradient flow measurements are calculated using Qlua [27, 28] on the OMNI cluster at the University of Siegen. The used gauge field configurations were generated on the DiRAC Blue Gene Q system at the University of Edinburgh, part of the DiRAC Facility, funded by BIS National E-infrastructure grant ST/K000411/1 and STFC grants ST/H008845/1, ST/K005804/1 and ST/K005790/1, the BG/Q computers of the RIKEN-BNL Research Center, and in part on facilities of the USQCD Collaboration, which are funded by the Office of Science of the U.S. Department of Energy. A.H. acknowledges support by DOE grant No. DE-SC0010005.

References

- [1] M. Lüscher, *JHEP* **1008** (2010) 071 [[1006.4518](#)].
- [2] S. Borsanyi, S. Dürer, Z. Fodor et al., *JHEP* **09** (2012) 010 [[1203.4469](#)].
- [3] R. Narayanan and H. Neuberger, *JHEP* **0603** (2006) 064 [[hep-th/0601210](#)].
- [4] M. Lüscher, *Commun.Math.Phys.* **293** (2010) 899 [[0907.5491](#)].
- [5] RBC-UKQCD collaboration, C. Allton et al., *Phys. Rev. D* **78** (2008) 114509 [[0804.0473](#)].
- [6] RBC, UKQCD collaboration, Y. Aoki et al., *Phys. Rev. D* **83** (2011) 074508 [[1011.0892](#)].
- [7] RBC, UKQCD collaboration, T. Blum et al., *Phys. Rev. D* **93** (2016) 074505 [[1411.7017](#)].
- [8] P. A. Boyle, L. Del Debbio, A. Jüttner et al., *JHEP* **12** (2017) 008 [[1701.02644](#)].
- [9] RBC/UKQCD collaboration, P. A. Boyle, L. Del Debbio, N. Garron et al., [1812.08791](#).
- [10] D. B. Kaplan, *Phys. Lett.* **B288** (1992) 342 [[hep-lat/9206013](#)].
- [11] Y. Shamir, *Nucl. Phys.* **B406** (1993) 90 [[hep-lat/9303005](#)].
- [12] V. Furman and Y. Shamir, *Nucl. Phys.* **B439** (1995) 54 [[hep-lat/9405004](#)].
- [13] S. Sint and A. Ramos, *PoS LATTICE2014* (2015) 329 [[1411.6706](#)].
- [14] A. Ramos and S. Sint, *Eur. Phys. J.* **C76** (2016) 15 [[1508.05552](#)].
- [15] Z. Fodor, K. Holland, J. Kuti et al., *JHEP* **09** (2014) 018 [[1406.0827](#)].
- [16] A. Hasenfratz and O. Witzel, *PoS LATTICE2019* (2019) 094 [[1911.11531](#)].
- [17] A. Hasenfratz and O. Witzel, *Phys. Rev.* **D101** (2020) 034514 [[1910.06408](#)].
- [18] T. A. DeGrand, A. Hasenfratz, P. Hasenfratz et al., *Nucl. Phys.* **B454** (1995) 587 [[hep-lat/9506030](#)].
- [19] A. Carosso, A. Hasenfratz and E. T. Neil, *Phys. Rev. Lett.* **121** (2018) 201601 [[1806.01385](#)].
- [20] A. Hasenfratz, C. Rebbi and O. Witzel, [2210.16760](#).
- [21] A. Hasenfratz, C. Rebbi and O. Witzel, [2209.14224](#).
- [22] A. Hasenfratz, C. Rebbi and O. Witzel, *Phys. Rev. D* **101** (2020) 114508 [[2004.00754](#)].
- [23] A. Hasenfratz, C. Rebbi and O. Witzel, *Phys. Rev.* **D100** (2019) 114508 [[1909.05842](#)].
- [24] A. Hasenfratz, C. Rebbi and O. Witzel, *Phys. Lett.* **B798** (2019) 134937 [[1710.11578](#)].
- [25] A. Ramos, “Testing universality of gauge theories.” Talk presented at “The 39th International Symposium on Lattice Field Theory”, Bonn, Germany, August 8-13, 2022.
- [26] FLAG collaboration, Y. Aoki et al., *Eur. Phys. J. C* **82** (2022) 869 [[2111.09849](#)].
- [27] A. Pochinsky, *PoS LATTICE2008* (2008) 040.
- [28] A. Pochinsky et al., *Qlua*, 2008.