

# Mobile Edge Vertical Applications Using ETSI MEC APIs and Sandbox

Rasoul Nikbakht\*, Michail Dalgitsis†, Sergio Barrachina-Muñoz\*, Sarang Kahvazadeh\*

\*Centre Tecnològic Telecomunicacions Catalunya (CTTC), Castelldefels, Spain

†Vicomtech, San Sebastian, Spain

rnikbakht@cttc.es, mdalgitsis@vicomtech.org, sbarrachina@cttc.es, skahvazadeh@cttc.es

**Abstract**—MEC Sandbox is an excellent tool that simulates wireless networks and deploys ETSI Multi-access Edge Computing (MEC) APIs on top of the simulated wireless network. In this demo, we consume these APIs using a decision engine (DE) to scale a video-on-demand (VoD) application located on the network edge, assuming that the average number of users is a good proxy of the demand. Specifically, the developed DE uses the ETSI MEC Location API and retrieves the number of users in a given zone. The DE then takes actions at the microservice scaling level and executes them through a custom-made Kubernetes-based OpenAPI.

**Index Terms**—ETSI MEC APIs, MEC Sandbox, Microservice scaling, Edge computing, Kubernetes, OpenAPI

## I. INTRODUCTION

Within the broad topic of edge computing, Multi-access Edge Computing (MEC) is the widely accepted standard for edge computing created by the European Telecommunications Standards Institute (ETSI). MEC provides computing and storage resources at the edge of 5G networks to let application and mobile operators reduce delay and backhaul traffic. To optimize the utilization of MEC resources, ETSI designed MEC APIs that provide real-time access to radio network information. The MEC APIs allow the operator to open their radio access network (RAN) to external users and share information such as location and trajectory with third-party applications, providing added value for operators and applications and improving service quality for end-users [1].

To enable users to learn and experiment with MEC APIs, ETSI developed the MEC Sandbox, an interactive environment that provides a variety of scenarios mixing different network technologies and terminal types [2]. The MEC Sandbox simulates a part of the city of Monaco with a street map, user mobility (pedestrians and vehicle users), and cell zones. In this work, we leverage the MEC Sandbox assuming the simulated users stream a cloud-native video running at the MEC site, through a mobile network, by calling the MEC Location API to calculate the average number of users in a given zone. Should the traffic demand increase, the DE scales the video server and exports metrics to the monitoring system.

## II. SYSTEM ARCHITECTURE

In this demonstration, we showcase the complete pipeline of an edge microservice scaling solution using MEC Sandbox and a custom-made Kubernetes OpenAPI. First, we deploy a

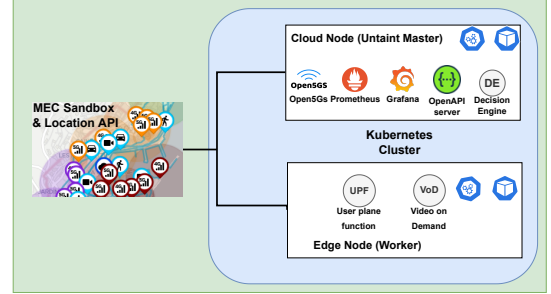


Fig. 1: System model

Kubernetes cluster consisting of cloud and edge nodes. Then, we use a custom Helm package [3], [4] to deploy a cloud-native 5G network realized with Open5GS network functions (NFs) that span cloud and edge domains. In particular, control plane NFs (e.g., AMF or SMF) run in the cloud, whereas the user plane function (UPF) runs in the edge node alongside a VoD streaming application. In addition, we deploy *i*) an ingress controller in the Kubernetes edge node for distributing the traffic between the pods of the VoD application [5], *ii*) the custom-made OpenAPI server, *iii*) the DE instance, and *iv*) a monitoring namespace, which includes Prometheus and Grafana pods to monitor and visualize the cluster, respectively.

As shown in the MEC Sandbox interface in Fig. 2, the network scenario and the number of users can be selected from the dashboard. Once the simulated network instance is up and running, the DE starts calling periodically the MEC Location API to find out the average number of users in a given zone. The DE, apart from integrating with MEC Sandbox, has various other roles such as exposing the collected metrics from the MEC Location API to the Prometheus server, acting as the custom-made OpenAPI client to request a scaling request, and defining the threshold for the triggered actions. To demonstrate the integration of APIs to cloud-native infrastructures, we build a custom-made swagger OpenAPI server with Kubernetes endpoints, providing an extra layer of abstraction to manage the cluster. This 2-tier API interaction gives an extra degree of freedom to automatically and remotely manage resources on the edge.

## III. EXPERIMENT

The experimental setup in MEC Sandbox is configured with the *4g-5g-wifi-macro* scenario, four stationary users, four low-

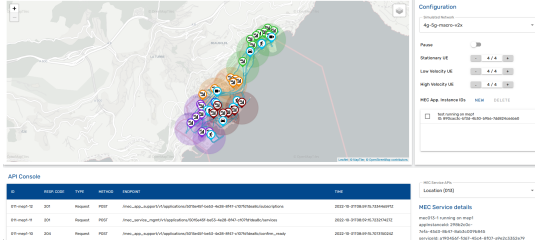
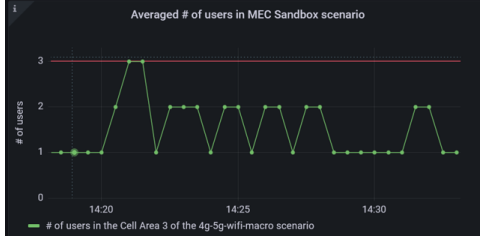
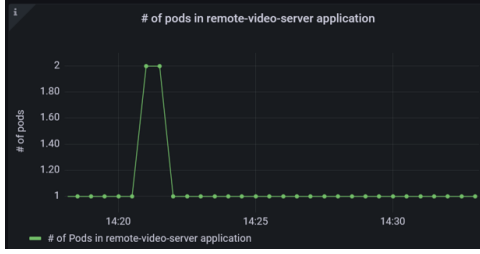


Fig. 2: MEC Sandbox



(a) Average number of users



(b) Number of VoD pods

Fig. 3: Grafana visualization of microservice scaling demo

velocity users, and four high-velocity users. The DE calls the MEC Location API to calculate the average number of users of zone 3 and define the threshold to trigger actions through the custom-made Kubernetes OpenAPI. If the average number of users is greater than  $\Gamma$  (e.g.,  $\Gamma \geq 3$ ), the DE upscales the VoD application pod accordingly (e.g., from 1 to 2 replicas). If the average number of users goes below  $\Gamma$ , the DE downscales the VoD pod replicas (e.g., from 2 to 1 replica).

To validate the proper behavior of the DE application, Fig. 3a and Fig. 3b illustrate the average number of users and the number of pods, respectively. To visualize the results, Grafana is implemented as another pod alongside Prometheus with the Kube Prometheus Stack helm-chart [6]. The Prometheus server scrapes DE which acts also as a Prometheus exporter and provides Grafana the dataset source to display the metrics.

#### IV. DISCUSSION

The MEC Sandbox does not have any 5G core or RAN deployment. Instead, it provides a coherent API interface that can be used to develop a realistic application. A suitable open-source and cloud-native approach is the Open5GS solution, shown in the system model Fig. 1. Furthermore, the DE is very flexible and can use arbitrary logic for interacting with edge applications like ML-based proactive resource allocation and user trajectory prediction.

The current version of the MEC Sandbox only allows for a total of 12 users, which does not produce enough data for

training an ML algorithm. We hope that the future release of the MEC Sandbox resolves this issue and makes it more accessible by open-sourcing the code.

Finally, the proposed framework is fundamentally different from Kubernetes native rule-based scaling (horizontal pod autoscaling). To begin with, we can use service/user-based metrics with the current framework. Also, the framework is not limited to scaling, and the applications running on the edge can directly interact with MEC APIs and RAN, providing added value to both application developers and mobile operators.

#### V. SUMMARY

In this work, we look at the microservice scaling using MEC Sandbox. The developed decision engine gathers user location information leveraging the ETSI MEC Location API and uses it for microservice scaling in the network edge. The implemented framework can also interact with different MEC APIs, enabling highly configurable application deployment on the mobile edge. As a future work, we propose an ML-based DE, which can allocate the edge resources proactively.

#### ACKNOWLEDGMENT

The current work is a part of the final submission presented to ETSI / LINUX Foundation Edge Hackathon 2022 by Pedraforca team (Rasoul Nikbakht Silab, Michail Dalgitis, Sarang Kahvazadeh, Sergio Barrachina) and was supported by the Basque Government under project Federated infrastructure of experimentation for Industry 4.0 applications (B-INDUSTRY5G). In addition, this work has been partially funded by the MARSAL project from EU Horizon 2020 research and innovation programme under grant agreement No 101017171, MCIN/AEI/ 10.13039/501100011033 “ERDF A way of making Europe” project under grant PID2021-126431OB-I00, and 5GMediaHuB under agreement no 101016714.

#### REFERENCES

- [1] “ETSI MEC API,” <https://forge.etsi.org/rep/mec>.
- [2] “MEC sandbox,” <https://try-mec.etsi.org/>.
- [3] S. Barrachina-Muñoz, M. Payaró, and J. Mangues-Bafalluy, “Cloud-native 5G experimental platform with over-the-air transmissions and end-to-end monitoring,” in *CSNDSP, Porto (Portugal)*. IEEE, 2022.
- [4] S. Barrachina-Muñoz, J. Baranda, M. Payaró, and J. Mangues-Bafalluy, “Intent-Based Orchestration for Application Relocation in a 5G Cloud-native Platform,” in *NFV-SDN (in press)*. IEEE, 2022.
- [5] R. Nikbakht, S. Kahvazadeh, and J. Mangues-Bafalluy, “Video on demand streaming using RL-based edge caching in 5G networks,” in *2022 IEEE Conference on Standards for Communications and Networking (CSCN’22)*, Thessaloniki, Greece, 2022.
- [6] “Kube Prometheus Stack,” <https://github.com/prometheus-community/helm-charts/tree/main/charts/kube-prometheus-stack>.