

Exploiting Category Names for Few-Shot Classification with Vision-Language Models

Taihong Xiao^{1,2*}, Zirui Wang², Liangliang Cao^{3*}, Jiahui Yu², Shengyang Dai², Ming-Hsuan Yang^{1,2}
 {txiao3, mhyang}@ucmerced.edu {ziruiw, jiahuiyu, sydai}@google.com llcao@apple.com
¹ University of California, Merced ² Google ³ Apple

Abstract

Vision-language foundation models pretrained on large-scale data provide a powerful tool for many visual understanding tasks. Notably, many vision-language models build two encoders (visual and textual) that can map two modalities into the same embedding space. As a result, the learned representations achieve good zero-shot performance on tasks like image classification. However, when there are only a few examples per category, the potential of large vision-language models is often underperformed, mainly due to the gap between a large number of parameters and a relatively small amount of training data. This paper shows that we can significantly improve the performance of few-shot classification by using the category names to initialize the classification head. More interestingly, we can borrow the non-perfect category names, or even names from a foreign language, to improve the few-shot classification performance compared with random initialization. With the proposed category name initialization method, our model obtains the state-of-the-art performance on a number of few-shot image classification benchmarks (e.g., 87.37% on ImageNet and 96.08% on Stanford Cars, both using five-shot learning). We also investigate and analyze when the benefit of category names diminishes and how to use distillation to improve the performance of smaller models, providing guidance for future research.

1. Introduction

In recent years, large vision-language models have opened doors to many new applications and provided new thoughts to existing problems. The advantages of large vision-language models are blessed by learning from largely available images with surrounding texts, as well as exploring the capacity of transformer network [8] to model web-scale image-text data. Radford *et al.* [25] first proposed CLIP for vision-language modeling, which was followed

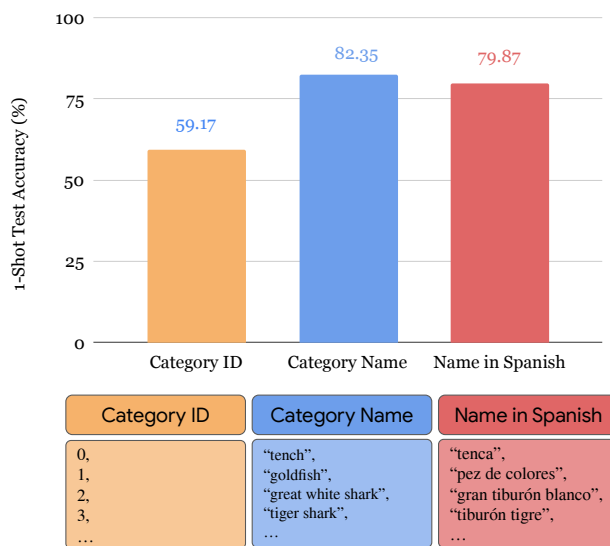


Figure 1. Comparing one-shot classification accuracy on ImageNet using different category information. The typical way of finetuning using images with their category IDs does not work well for one-shot learning with big models. With the information on the category names of training images, we develop a new initialization approach that significantly boosts the performance of vision-language models in few-shot learning. Interestingly, using non-English names can still help even though the model was pre-trained using images and English text data pairs.

by numerous works, including ALIGN [16], LiT [36], Flamingo [1], Florence [35], SimVLM [33], CoCa [34], etc. The development of vision-language models provides novel perspectives of thinking of few-example learning.

This paper considers the problem of few-shot classification in the new light of large vision-language models. Researchers have found that models pretrained from ImageNet can be easily transferred by finetuning on a new classification task [15]. Similarly, we can take the vision encoder from the pretrained vision-language model and finetune it with a few examples. Since state-of-the-art vision-language

*Work done at Google.

models were pretrained on billions of web images and texts, such finetuning often outperforms the models trained on ImageNet with better robustness and generalization capabilities.

In addition to the above approach, we exploit another source of information in vision-language models that traditional models have overlooked. Such new information comes from the category names in downstream image classification tasks. Because vision-language models can generate powerful representations for both images and texts, we will show that by utilizing semantic category names, vision-language models can be transferred better with few examples in downstream tasks.

As summarized in Figure 1, this paper explores several scenarios: (1) randomly initializing a classification head; (2) initializing a classification head with category names; (3) initializing a classification head with other heuristics such as class digits or even non-English category names. Note that (1) corresponds to the scenario when we only know the category ID (e.g., class 0, class 1, ..., class N) without knowing the meaning of each category. However, (2) implicitly parses the information from category names such as “tench” and “goldfish”. These label names could be processed by the pretrained language model to provide a better initialization for the model adaption. As a comparison to (2), (3) provides different types of category name information. The main difference between scenario (1) and the others is that (1) does not utilize text/language information from the categories. In scenario (1), the backbone network is initialized from the pretrained model weights, and the classification head is randomly initialized. We set (1) to be our baseline as it is the most common model adaptation method. For the other scenarios, we leverage the pretrained language model to parse the text information in the provided categories. Specifically, we pair all category names with prompts and extract the average text embedding as the weight to initialize the classification head. The second scenario is called *category name initialization* (CNI), and it has achieved the best performance among all these scenarios when finetuning using one-shot ImageNet data, as shown in Figure 1.

In this paper, we conduct extensive experiments exploring few-shot performance on ImageNet [6], Cifar100 [18], Oxford Flowers [23], Stanford cars [17], etc. Using the powerful pretrained models, we sweep hyper-parameters such as learning rates, weight regularization, etc., and find a stable recipe for few-shot learning that can significantly outperform the state-of-the-art in many classification tasks. Notably, we achieve one-shot top-1 accuracy of 86.15% and five-shot 87.90% top-1 accuracy on ImageNet, which outperforms many other approaches using the same or more training examples. More interestingly, in this work we demonstrate that:

- It may take many epochs for vision-language models to converge in few-example learning. However, leveraging category names as prior information can speed up the convergence.
- Category name initialization can significantly boost the finetuning performance in few-shot settings, outperforming initialization with digits or random vectors. However, the contribution of category names diminishes when there are enough training images.
- In scenarios where a user does not speak English, we surprisingly find that the non-English category name still helps with few-shot learning. For example, we can use Spanish category names to initialize the network, which is more effective than random initialization.
- The selection of finetuning layers is crucial to the performance. Empirically, finetuning the last few layers is much better than full model finetuning in a few-shot setting. On the other hand, finetuning the entire network works better when the training data is sufficient.

2. Related Work

The human vision system can surprisingly learn from only a few examples. More amazingly, one may learn more effectively by knowing the new species names. For example, people who have seen “fish” and “cat” before can quickly understand what “catfish” means with or without the help of additional images. Motivated by this phenomenon, few-shot learning has been extensively studied in computer vision [9, 10]. Since deep CNN became popular, a common practice is to train a deep CNN on ImageNet and then transfer the model to downstream tasks [15]. However, transferring a pretrained ImageNet model requires hundreds or thousands of images. When there are only a few examples per category, the few-shot learning using pretrained ImageNet models is inferior to those trained with enough in-domain data.

Recently, there has been increasing interest in utilizing the vision-language model for visual zero-shot learning, a related problem of few-shot learning. CLIP [25] is a pioneering work in large-scale vision-language modeling. Unlike previous works in vision-language representation [7, 31], CLIP collects image-text pairs from the Web, which contains diversified semantics in a weakly supervised fashion. In addition, CLIP is built on large-scale contrastive learning, which maps images and text into the same subspace. Through this, the model can map textual class names with images hence performing image classification in a zero-shot manner. The approach of CLIP was followed by ALIGN [16], Flamingo [1], LiT [36], Florence [35], FLAVA [29], SimVLM [33] and CoCa [34]. Among these

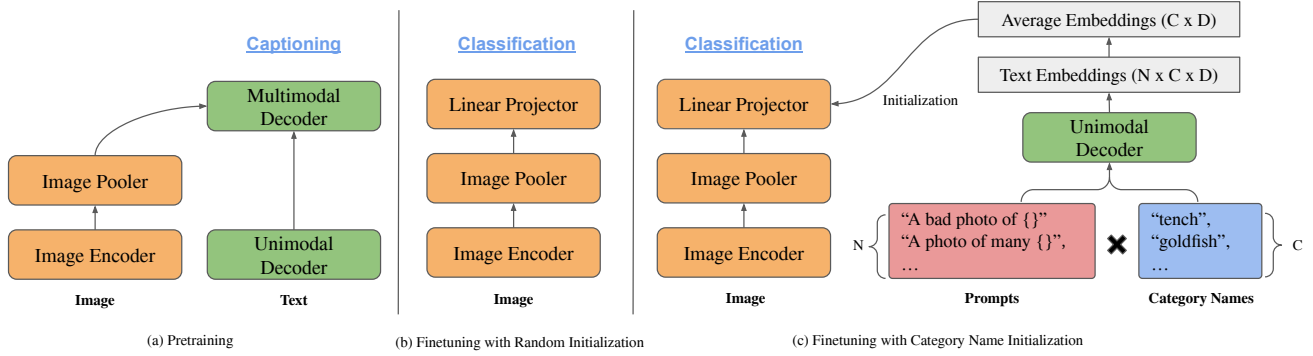


Figure 2. An overview of the CoCa pretraining and finetuning. (a) The pretraining of CoCa relies on mapping image and text pairs into the same space for embedding alignment, where the image and text embeddings are extracted through an image encoder and a unimodal text decoder, respectively. The image pooler is used to customize the image embedding for different tasks. (b) We append a randomly initialized linear projector to the image pooler and initialize the image encoder from pretrained weights. (c) We construct text sequences by pairing all C category names with N different prompts. Via the pretrained unimodal decoder, we can compute the text embeddings for all text sequences (with a total number of $N \times C$), each of them is D -dimensional vector. The normalized average embeddings can be used for initializing the weight in the linear projector.

works, ALIGN, Florence, FLAVA, and LIT are based on contrastive learning. Flamingo chooses to optimize a generative loss with gated cross-attention layers. At last, CoCa integrates contrastive and generative loss into one framework. Although training CoCa seems the most challenging among all these vision-language works, it obtains consistently better results in many tasks.

In the literature, CLIP, LiT, ALIGN, Florence, FLAVA, and CoCa have demonstrated promising results with zero-shot learning. However, the potential of these models for few-shot learning is not well exploited. Li *et al.* [21] construct a benchmark and toolkit named Elevater for evaluating the transferability of vision-language models using different training samples. Radford *et al.* [25] point out that using few training examples could improve the effectiveness robustness while undermining the relative robustness. These few-shot learning algorithms are mainly trained on images, ignoring the text information. Flamingo alleviates the problem of few-shot learning via few-shot interleaved prompts using gated cross-attention layers. In this paper, we will show that incorporating category names can significantly improve the few-shot performance of the CoCa model. Our approach not only outperforms the previously reported performance of Flamingo and CLIP but also sets the new state of the art in both ImageNet and several other datasets with much fewer training examples.

3. Approach

In this section, we first briefly review CoCa [34], one of the state-of-the-art vision-language models, and then discuss two initialization strategies: the standard random initialization and new category name initialization (CNI) for

finetuning tasks.

3.1. Revisiting CoCa pretraining

Unlike other recent vision-language models, CoCa adopts an encoder-decoder model architecture to learn generic vision and multimodal representations. As shown in Figure 2 (a), CoCa encodes images to latent representation via an encoder network (e.g., vision transformer (ViT) [8]) and encodes text representations via a unimodal decoder. We append an image pooler after the image encoder to customize the image representations. Practically, CoCa adopts a cascade design by using two image poolers, i.e., a generative image pooler followed by a contrastive image pooler. The motivation for this design comes from the preliminary experimental results that single pooled image embedding helps vision recognition tasks while more visual tokens benefit multimodal understanding tasks. Following [20], both generative and contrastive image poolers are single multi-head attention layers with different numbers of learnable queries, enabling the model to pool embedding with different lengths. They can also customize visual representations to be used for different tasks and training objectives. For simplicity and clarity, we depict them in one box named *Image Pooler*. On the other hand, CoCa uses a unimodal decoder to extract text-only embeddings and cascades multimodal decoder layers cross-attending to image embeddings to learn multimodal image-text representations.

CoCa is pretrained on image-text pairs using two objective functions. The first is contrastive loss, where the image representations are contrasted against the paired text representations. The contrastive loss enables cross-modal representation alignment. The other is image captioning loss,

Table 1. Number of parameters for different modules.

Module	CoCa-base	CoCa-2B
Image encoder	85,999,872	1,011,740,288
Image pooler	19,095,296	63,843,648
Linear projector	769,000	1,409,000

which requires the model to autoregressively predict the tokenized texts by maximizing the conditional likelihood. The resulting CoCa can thus generate both unimodal visual/textual embeddings and multimodal joint embeddings. The unimodal visual output generated by the encoder and the unimodal textual output generated by the unimodal decoder are aligned in the same vector space and thus can be used to map images with their class names in a zero-shot manner. Here, we focus on reusing these two components to initialize for few-shot learning.

3.2. Finetuning CoCa

Random initialization. One straightforward model adaptation approach is to add a randomly initialized linear projector upon the pretrained model and selectively finetune the model (all or part of the layers), as depicted in Figure 2 (b). Following the approach used by CLIP [25] and CoCa [34], we first use an image pooler to obtain the aggregated image embedding $H \in \mathcal{R}^D$ and then apply a linear projector to get the prediction $Y \in \mathcal{R}^C$,

$$Y = \text{softmax}(WH + b), \quad (1)$$

where $W \in \mathcal{R}^{C \times D}$ and $b \in \mathcal{R}^C$ are learnable weight and bias of the linear projector. Here W and b are randomly initialized, while the image encoder and generative image pooler are initialized from the pretrained weights. Table 1 summarize the number parameters for different modules of CoCa-models.

Category name initialization. We argue that the above random initialization ignores the potential of the language model for model adaptation. In contrast, we propose the category name initialization to maximize the capacity of the pretrained unimodal decoder. First, we pair all category names (whose total number is C) with N different prompts as the text inputs. For example, pairing the category name “tench” with a prompt “A bad photo of {}” gives us a text sequence “A bad photo of tench”. Next, we compute the text embeddings for all these $N \times C$ text sequences via the unimodal decoder. As the text embedding for each text input is a D -dimensional vector, we can obtain a text embedding tensor with a shape of $N \times C \times D$. We then compute the average over different prompts and perform the normalization to obtain the average embeddings of shape $N \times C$. Unlike random initialization, we initialize the weight W by the average embeddings and bias b by

a zero vector in the linear projector. To enable zero-shot inference of the category name initialized model, we use the pretrained model weights to initialize the image encoder and the image pooler.

Discussion. Although this paper uses CoCa as the pre-trained model for experiments, we believe that category name initialization can be helpful for other contrastive loss-based models, including CLIP and ALIGN. This is because vision-language models trained from contrastive learning naturally provide a two-tower representation, where the output from the text tower falls into the embedding space of the image tower. In this shared embedding space, cosine distance can be computed via the inner product of two normalized embedding vectors. In this way, the text embeddings of category names may provide a good initialization for the visual classifier.

In practice, we may not always have the names of all categories. For example, when the finetuning service is provided to users from another country with different languages, the user may use category names in a foreign language or even digital labels for each category. Interestingly, although trained only with English texts, CoCa uses a word piece model and sentence piece model as the tokenizer, thus can compute the embedding for any text sequence without reporting the out-of-vocabulary error. In Section 4.3, we will compare the impact of different variants of category name initialization.

Optimization. We use the Adafactor optimizer [27] with $\beta_1 = 0.9$, $\beta_2 = 0.999$, and a weight decay ratio of 0.01. All input images are first rescaled to 580×580 and then randomly cropped to the size of 540×540 . We further apply RandAugment [5] and label smoothing in our data preprocessing pipeline. Our model is implemented in the Lingvo framework using Tensorflow [28].

4. Experiments

In this section, we first describe the details of our experimental setup. Then we present our experimental results and key findings with comprehensive analysis.

4.1. Data

We conduct our finetuning experiments on several widely-used image classification datasets, including ImageNet [6], ImageNet-V2 [26], ImageNet-R [13], ImageNet-A [14], ImageNet-Sketch [32], Cifar100 [18], Oxford Flowers [23] and Stanford Cars [17]. For different few-shot settings, we randomly sample a particular portion of data from these datasets. For example, one-shot ImageNet means that we only select one image from the ImageNet training data

Table 2. Few-shot results on ImageNet and its variants. We use IN as the abbreviation for ImageNet, and CNI for category name initialization. The second column means how much training data per class is used for finetuning. 0 shot means the pretrained vision-language model is directly evaluated without finetuning. Full means the entire training set has been used. All the numbers under the last five columns denote the top-1 test accuracy.

Model	Shot	IN	IN-V2	IN-R	IN-A	IN-Sketch
MAE [11]	full	-	-	66.50	76.70	50.90
CLIP (ViT-B/16) [25]	0	68.40	62.60	77.60	50.00	48.20
	full	79.90	69.80	70.80	46.40	46.90
CLIP (ViT-L/14) [25]	0	76.20	70.10	88.90	77.2	60.20
	full	85.20	75.80	85.30	76.10	58.70
CLIP+CoOp [37]	1	58.00	-	-	-	-
	4	60.01	-	-	-	-
WiSE-FT (ViT-L/14)	full	85.30	76.90	89.80	79.70	63.00
Flamingo-3B [1]	1	70.90	-	-	-	-
	5	72.70	-	-	-	-
Flamingo-80B [1]	1	71.90	-	-	-	-
	5	77.30	-	-	-	-
CoCa-base+CNI (Ours)	1	82.35	76.47	93.37	77.00	71.61
	5	83.47	77.23	93.22	77.23	71.35
CoCa-2B+CNI (Ours)	1	86.15	80.57	96.62	90.12	77.49
	5	87.37	81.66	96.41	89.68	77.39

for each category. The evaluation is still performed using the whole testing set.

4.2. Improving CoCa in few-Shot classification

State-of-the-art on ImageNet and its variants. We use the pretrained CoCa model and apply category name initialization. We then compare our method against the previous works on ImageNet and its variants, including ImageNet-V2 [26], ImageNet-R [13], ImageNet-A [14] and ImageNet-Sketch [32]. As shown in Table 2, the CoCa-2B model has achieved state-of-the-art few-shot classification results on all these benchmarks. Surprisingly, the one-shot performance of CoCa-base is even better than the performance of some recent methods finetuned on the whole dataset.

State-of-the-art on other benchmarks. In addition to ImageNet and variants, we show that our method can achieve state-of-the-art few-shot performance on other image classification benchmarks, including Cifar100 [18], Oxford Flowers [23] and Stanford Cars [17]. We can observe from Table 3 that our CoCa-2B model outperforms many other approaches even with less training data.

Such good performance benefits a lot from the category name initialization, as it provides a good starting point so that the model could achieve better performance using a few

Table 3. Comparing with the state-of-the-art on multiple classification benchmarks. CNI stands for category name initialization. Our model obtains the state-of-the-art few-shot learning performance with less training data compared to many other works.

Model	Shot	Cifar100	Oxford Flowers	Stanford Cars
MAE [11]	5	21.20	50.90	6.30
	20	43.50	71.90	25.50
	full	68.30	72.00	37.20
CAE [3]	5	38.30	70.30	8.70
	20	55.10	81.20	27.50
	full	78.90	81.20	40.40
MoCo-v3 [4]	5	60.50	79.50	13.40
	20	75.50	89.50	49.50
	full	85.30	89.50	63.00
DeiT [30]	5	61.50	82.70	27.60
	20	73.70	92.70	68.80
	full	89.60	92.40	83.00
ViT [8]	5	75.40	99.20	27.60
	20	84.00	99.20	53.90
	full	89.80	99.20	67.50
CLIP [25]	5	71.10	94.20	73.60
	20	75.40	96.8	73.60
CoCa-2B+CNI	0	77.19	92.04	94.37
	1	77.89	98.45	95.29
	5	78.62	99.25	96.08

examples. Second, choosing finetuning layers is also crucial to the performance. We will have a more detailed discussion and analysis below.

Category name initialization vs random initialization.

Figure 3 shows more details by comparing the optimization process of two initialization methods. Through careful parameter tuning, we adopt an initial learning rate of $1e-5$ for category name initialization and $5e-5$ for random initialization. We can observe that category name initialization provides a better starting model with higher test accuracy than random initialization. In addition, the model with category name initialization converges faster than random initialization. This is due to the observation that the test accuracy when using random initialization keeps increasing after 250 epochs, while the one using category name initialization converges around 200 epochs.

Choosing finetuning layers. We first use ImageNet [6] to study the performance of the CoCa-base model by selecting different finetuning layers in several few-shot learning scenarios. We consider random initialization as the baseline for comparison. In our notation, P stands for the image pooler, and L stands for the linear projector. For both category name initialization and random initialization, we try three different optimization strategies: 1) optimize L; 2) optimize

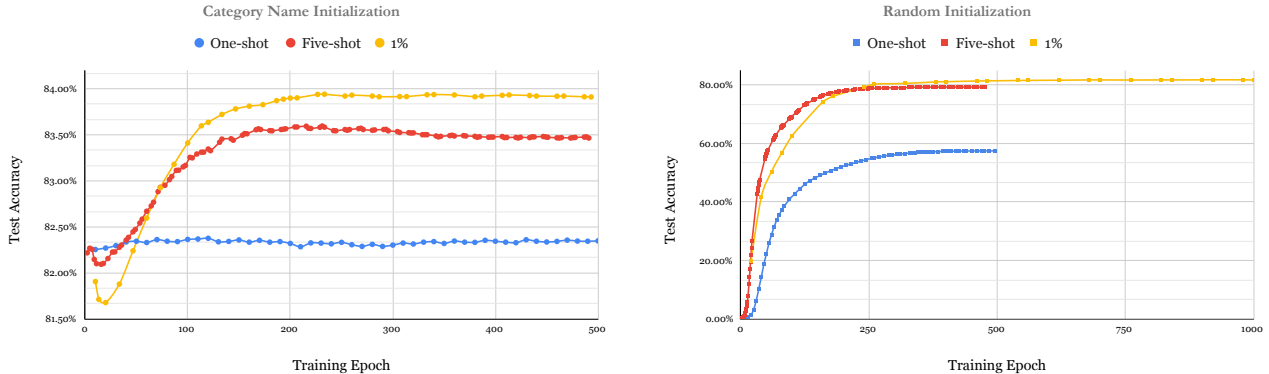


Figure 3. Comparison of test accuracy over the training epoch. We finetune the CoCa-base model with category name initialization or random initialization. Category name initialization provides better initial test accuracy and helps the model converge better and faster than random initialization. The test accuracy when using random initialization keeps increasing after 250 epochs, while the one using category name initialization converges around 200 epochs.

Table 4. Comparison of different finetuning layers for random initialization. P: image pooler; L: linear projector; All: all layers. The best performance of each column is in **bold**.

Finetuning Layers	One-shot	Five-shot	1%	100%
L	49.38	69.64	76.53	85.62
P + L	57.49	79.33	81.48	88.22
All	43.77	60.90	79.75	86.03

Table 5. Comparison of different finetuning layers for category name initialization. P: image pooler; L: linear projector; All: all layers. The best performance of each column is in **bold**.

Finetuning Layers	One-shot	Five-shot	1%	100%
L	82.35	81.03	81.67	86.16
P + L	82.35	83.58	83.91	88.25
All	82.28	82.63	83.63	88.35

P + L; 3) optimize All layers. Note that we have extensively tried various hyper-parameters (e.g., initial learning rate) and present the best number for each setting.

As shown in Table 4, finetuning the image pooler and linear projector gives the best performance under all settings compared to the other two optimization strategies in random initialization.

To improve the performance of few-shot learning, we try category name initialization discussed in Section 3.2. In contrast to random initialization, we initialize the linear projector using the computed average text embeddings of the category names. Table 5 illustrates that the few-shot recognition performance is significantly improved. Besides, we can also observe that the finetuning P + L is the best opti-

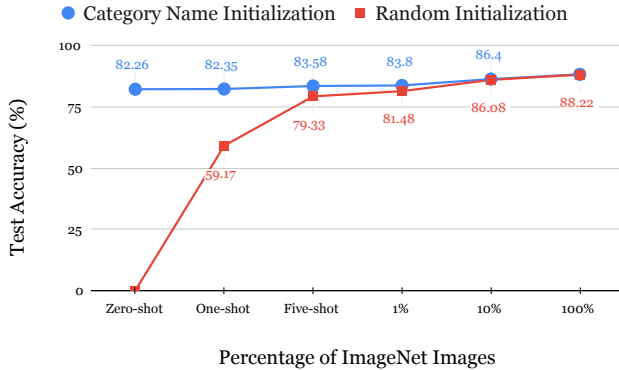
mization strategy for few-shot settings, while finetuning all layers works better given more training data.

4.3. Comparing different initialization approaches

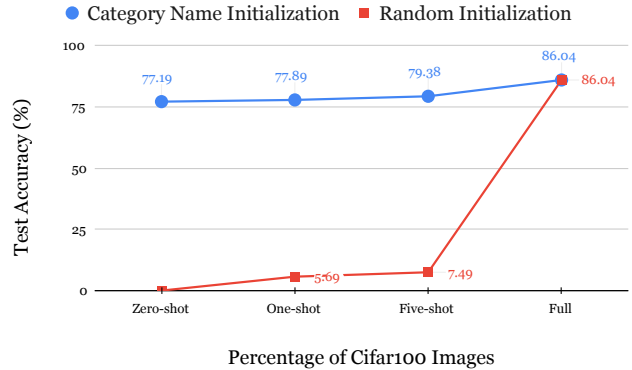
In the real world, we cannot guarantee that every classification task is associated with perfect category names. Sometimes we may only have digital labels like class “1”, “2”, ...; sometimes, the users may not speak fluent English. In these scenarios, we want to test how the model performs with different versions of category names.

Table 6 compares the performance of using no category names (i.e., random initialization) with different variants of category names. The simplest situation is to use digits (class 1, 2, ...) as category names. This approach has little semantic information and thus provides no help with the few-shot performance. In contrast, category names in English and other languages significantly help the few-shot recognition. This is surprising because CoCa was trained in English-only text with limited knowledge of other languages. However, thanks to sentence piece tokenizer [19] and token sharing, our method can still benefit from foreign language transfer to perform better than random initialization, even though these foreign language names’ performance is not as good as English names.

Motivated by the above observation, we suspect only initialization with partial category information can still help. To verify this, we randomly choose 50% of the category names as initialization while using random initialization for the rest. Table 7 shows using 50% of the names can still boost the one-shot accuracy from random initialization 59.17% to 66.82%, and five-shot accuracy from 79.33% to 80.67%. This suggests that our method is a promising tool when within-domain labels are not complete or come in different languages.



(a) CoCa-base + CNI on ImageNet



(b) CoCa-2B + CNI on Cifar100

Figure 4. Comparison of test accuracy over different percentages of training images. Category name initialization outperforms random initialization over different datasets, model architectures, and numbers of training data.

Table 6. Comparison of category name initialization using digits or different languages. We use the same pretrained CoCa-base model for all category name initialization. The numbers below are top-1 test accuracy on ImageNet.

Category name Initialization	Zero-shot	One-shot	Five-shot
No	N/A	59.17	79.33
Digits	0.10	53.60	78.75
Korean	22.89	53.71	79.53
Russian	43.59	53.43	79.55
Germany	29.24	63.15	79.90
Spanish	34.38	79.87	80.05
English	82.26	82.35	83.58

Table 7. Comparing the performance of using all category names or using 50% of names (the other half will be initialized with random vectors) for initialization. The numbers below are top-1 test accuracy on ImageNet.

Initialization	Zero-shot	One-shot	Five-shot
No category name	N/A	59.17	79.33
50% category names	44.36	66.82	80.67
100% category names	82.26	82.35	83.58

4.4. When does the effect of category name initialization diminish?

To demonstrate the effectiveness of category name initialization, we set a baseline by using random initialization for comparison. We perform finetuning over different pretrained vision-language models using different numbers of training images. Specifically, we finetune CoCa-base on ImageNet and CoCa-2B on Cifar100. As shown in Figure 4, category name initialization outperforms random initialization over different datasets, model architectures, and numbers of training data. The contribution of category name

Table 8. Few-shot results of different CoCa-models on ImageNet.

Model	Zero-shot	One-shot	Five-shot	1%
CoCa-2B	86.19	86.15	87.37	87.90
CoCa-base	82.26	82.35	83.58	83.80
+ distillation	-	-	-	84.81

initialization diminishes as more training data is provided.

4.5. Model distillation

First, to verify the scalability of CoCa, we carry out few-shot experiments using two different pretrained CoCa architectures: CoCa-base and CoCa-2B, under different numbers of training data. Abandoning the uni-modal and multi-modal text decoders, CoCa-base and CoCa-2B contain 96M and 1B parameters for downstream image classification tasks (see Table 1). As shown in Table 8, we can observe the trend that bigger models do better and more shots help.

As large models give better performance, it is intuitive to consider knowledge distillation, i.e., taking the prediction of a teacher model as guidance to train a student model. We take the finetuned CoCa-2B using 1% ImageNet images as the teacher model and CoCa-base as our student model. In addition to 1% labeled ImageNet images, we also leverage other unlabeled images for knowledge distillation. The teacher model weights are frozen during the finetuning process, and the student model weights are updated according to two loss objectives. The first is the supervised loss, where we compute the cross entropy between the student model prediction and labels on the 1% labeled ImageNet images. The other one is the distillation loss computed over all unlabeled data. In contrast to few-shot finetuning, where we finetune only the last few layers, we here finetune the whole student model because the distillation loss is computed over

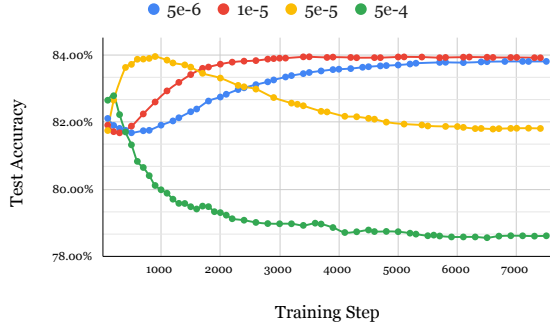


Figure 5. The top-1 test accuracy of finetuning CoCa-base on 1% ImageNet using different initial learning rates.

many unlabeled images. As shown in Table 8, we have achieved a 1.01% accuracy gain (from 83.80% to 84.81%) for CoCa-base by distilling from a bigger finetuned teacher model – CoCa-2B.

4.6. Ablation studies

In this section, we analyze several important factors that influence the few-shot performance. We use CoCa-base for our ablation study in the below.

Learning rates. We analyze the influence of the initial learning rate on few-shot learning. We set a batch size of 512, freeze the image encoder, and adopt a cosine learning rate schedule for the last three layers. Figure 5 shows the top-1 test accuracy on ImageNet using different initial learning rates. A small initial learning rate (5e-6) leads to slow convergence, while a large learning rate (5e-5) helps converge faster. Though it achieves the peak test accuracy within 1000 training steps, the finetuning is unstable as the test accuracy goes down right after the peak value. Also, using an even larger learning rate (5e-4) could kill the surging phase, resulting in a decreasing trend of test accuracy. In contrast, adopting an appropriate learning rate (1e-5) is the correct key to stable and fast few-shot finetuning. Unfortunately, there is no math formula for determining the optimal initial learning rate, as the optimal initial learning rate varies across different datasets and depends on the batch size. Empirically, we can adjust the initial learning rate by trial and observation. These four types of test accuracy curves could help indicate whether to enlarge or reduce the initial learning rate.

L2 weight regularization. Among all the few-shot settings, one-shot learning is the most special and intriguing one. Figure 6 shows that the one-shot test accuracy (red) on ImageNet decreases even using category name initialization in finetuning in contrast to the five-shot one (blue). The pretrained feature gets distorted as the decision boundary could

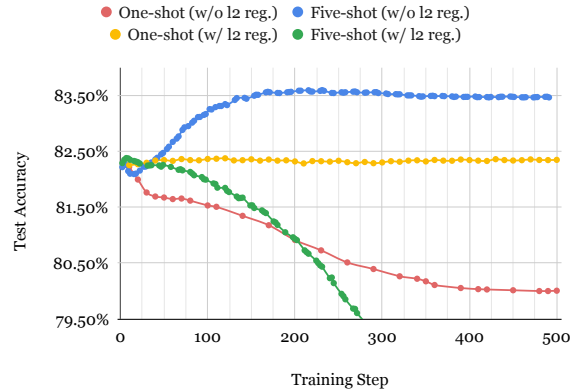


Figure 6. The effect of l2 weight regularization for one-shot and five-shot learning. We plot the top-1 test accuracy of CoCa-base on ImageNet vs. the training step. The l2 weight regularization is beneficial to one-shot learning but harmful to five-shot learning.

not be refined better using only one image per class. To address this issue, we leverage l2 weight regularization for one-shot learning. The test accuracy (yellow) increases stably from 82.26% to 82.35%. Though the performance gain is small, it is still nontrivial as the information provided by one-shot data is very limited to help a pretrained model. On the other hand, we find that applying the l2 weight regularization in five-shot learning could ruin the model adaptation, as depicted by the green curve. The reason is the l2 weight regularization, as an additional constraint, prevents the model from learning new knowledge from training data when the data contains relatively sufficient information for refining the decision boundary of the pretrained model.

5. Conclusion

This paper has studied the few-shot classification problem using large vision-language models. Since it is hard to optimize large vision-language models with a few training examples, we propose to explore category names to initialize the classification head, which significantly improves the performance. In addition, we have also investigated the condition when the category names help. We demonstrate that borrowing other non-perfect category names or even names from a foreign language could also help the few-shot classification of vision-language models, which is better than randomly initializing the classification head. However, the contribution of category names diminishes when the number of training samples becomes large. This paper obtains state-of-the-art few-shot performance on numerous benchmarks, including ImageNet, ImageNet-V2, ImageNet-R, ImageNet-A, ImageNet-Sketch, Cifar100, Oxford Flowers, and Stanford Cars. Our few-shot classification result is even better than many previous works that have employed the whole training set.

References

- [1] Jean-Baptiste Alayrac, Jeff Donahue, Pauline Luc, Antoine Miech, Iain Barr, Yana Hasson, Karel Lenc, Arthur Mensch, Katie Millican, Malcolm Reynolds, Roman Ring, Eliza Rutherford, Serkan Cabi, Tengda Han, Zhitao Gong, Sina Samangooei, Marianne Monteiro, Jacob Menick, Sebastian Borgeaud, Andy Brock, Aida Nematzadeh, Sahand Sharifzadeh, Mikolaj Binkowski, Ricardo Barreira, Oriol Vinyals, Andrew Zisserman, and Karen Simonyan. Flamingo: a visual language model for few-shot learning. In *ArXiv*, volume abs/2204.14198, 2022. 1, 2, 5
- [2] Lukas Bossard, Matthieu Guillaumin, and Luc Van Gool. Food-101 - mining discriminative components with random forests. In *European Conference on Computer Vision (ECCV)*, 2014. 11
- [3] Xiaokang Chen, Mingyu Ding, Xiaodi Wang, Ying Xin, Shentong Mo, Yunhao Wang, Shumin Han, Ping Luo, Gang Zeng, and Jingdong Wang. Context autoencoder for self-supervised representation learning. *arXiv preprint arXiv:2202.03026*, 2022. 5, 11
- [4] Xinlei Chen, Saining Xie, and Kaiming He. An empirical study of training self-supervised vision transformers. In *IEEE International Conference on Computer Vision (ICCV)*, pages 9620–9629, 2021. 5, 11
- [5] Ekin Dogus Cubuk, Barret Zoph, Jonathon Shlens, and Quoc V. Le. Randaugment: Practical automated data augmentation with a reduced search space. *IEEE Conference on Computer Vision and Pattern Recognition Workshops (CVPRW)*, pages 3008–3017, 2020. 4
- [6] Jia Deng, Wei Dong, Richard Socher, Li-Jia Li, K. Li, and Li Fei-Fei. Imagenet: A large-scale hierarchical image database. In *IEEE Conference on Computer Vision and Pattern Recognition (CVPR)*, pages 248–255, 2009. 2, 4, 5
- [7] Jeffrey Donahue, Lisa Anne Hendricks, Sergio Guadarrama, Marcus Rohrbach, Subhashini Venugopalan, Kate Saenko, and Trevor Darrell. Long-term recurrent convolutional networks for visual recognition and description. In *IEEE Conference on Computer Vision and Pattern Recognition (CVPR)*, pages 2625–2634, 2015. 2
- [8] Alexey Dosovitskiy, Lucas Beyer, Alexander Kolesnikov, Dirk Weissenborn, Xiaohua Zhai, Thomas Unterthiner, Mostafa Dehghani, Matthias Minderer, Georg Heigold, Sylvain Gelly, et al. An image is worth 16x16 words: Transformers for image recognition at scale. In *International Conference on Learning Representations (ICLR)*, 2021. 1, 3, 5, 11
- [9] Li Fei-Fei, Robert Fergus, and Pietro Perona. One-shot learning of object categories. *IEEE Transactions on Pattern Recognition and Machine Intelligence (PAMI)*, 28(4):594–611, 2006. 2
- [10] Bharath Hariharan and Ross Girshick. Low-shot visual recognition by shrinking and hallucinating features. In *IEEE International Conference on Computer Vision (ICCV)*, pages 3018–3027, 2017. 2
- [11] Kaiming He, Xinlei Chen, Saining Xie, Yanghao Li, Piotr Dollár, and Ross B. Girshick. Masked autoencoders are scalable vision learners. In *IEEE Conference on Computer Vision and Pattern Recognition (CVPR)*, pages 15979–15988, 2022. 5, 11
- [12] Patrick Helber, Benjamin Bischke, Andreas R. Dengel, and Damian Borth. Eurosat: A novel dataset and deep learning benchmark for land use and land cover classification. *IEEE Journal of Selected Topics in Applied Earth Observations and Remote Sensing*, 12:2217–2226, 2019. 11
- [13] Dan Hendrycks, Steven Basart, Norman Mu, Saurav Kadavath, Frank Wang, Evan Dorundo, Rahul Desai, Tyler Lixuan Zhu, Samyak Parajuli, Mike Guo, Dawn Xiaodong Song, Jacob Steinhardt, and Justin Gilmer. The many faces of robustness: A critical analysis of out-of-distribution generalization. In *IEEE International Conference on Computer Vision (ICCV)*, pages 8320–8329, 2021. 4, 5
- [14] Dan Hendrycks, Kevin Zhao, Steven Basart, Jacob Steinhardt, and Dawn Xiaodong Song. Natural adversarial examples. In *IEEE Conference on Computer Vision and Pattern Recognition (CVPR)*, pages 15257–15266, 2021. 4, 5
- [15] Minyoung Huh, Pulkit Agrawal, and Alexei A Efros. What makes imagenet good for transfer learning? *arXiv preprint arXiv:1608.08614*, 2016. 1, 2
- [16] Chao Jia, Yinfei Yang, Ye Xia, Yi-Ting Chen, Zarana Parekh, Hieu Pham, Quoc Le, Yun-Hsuan Sung, Zhen Li, and Tom Duerig. Scaling up visual and vision-language representation learning with noisy text supervision. In *International Conference on Learning Representations (ICLR)*, pages 4904–4916, 2021. 1, 2
- [17] Jonathan Krause, Michael Stark, Jia Deng, and Li Fei-Fei. 3d object representations for fine-grained categorization. *IEEE International Conference on Computer Vision Workshops (ICCVW)*, pages 554–561, 2013. 2, 4, 5
- [18] Alex Krizhevsky. Learning multiple layers of features from tiny images. Technical report, University of Toronto, 2009. 2, 4, 5
- [19] Taku Kudo and John Richardson. Sentencepiece: A simple and language independent subword tokenizer and detokenizer for neural text processing. In *Conference on Empirical Methods in Natural Language Processing (EMNLP)*, 2018. 6
- [20] Juho Lee, Yoonho Lee, Jungtaek Kim, Adam R. Kosiorek, Seungjin Choi, and Yee Whye Teh. Set transformer: A framework for attention-based permutation-invariant neural networks. In *International Conference on Machine Learning (ICML)*, 2019. 3
- [21] Chengkun Li, Haotian Liu, Liunian Harold Li, Pengchuan Zhang, Jyoti Aneja, Jianwei Yang, Ping Jin, Yong Jae Lee, Houdong Hu, Zicheng Liu, and Jianfeng Gao. Elevator: A benchmark and toolkit for evaluating language-augmented visual models. *ArXiv*, abs/2204.08790, 2022. 3
- [22] Subhansu Maji, Esa Rahtu, Juho Kannala, Matthew B. Blaschko, and Andrea Vedaldi. Fine-grained visual classification of aircraft. *ArXiv*, abs/1306.5151, 2013. 11
- [23] Maria-Elena Nilsback and Andrew Zisserman. Automated flower classification over a large number of classes. *Indian Conference on Computer Vision, Graphics & Image Processing*, pages 722–729, 2008. 2, 4, 5

- [24] Omkar M Parkhi, Andrea Vedaldi, Andrew Zisserman, and CV Jawahar. Cats and dogs. In *IEEE Conference on Computer Vision and Pattern Recognition (CVPR)*, pages 3498–3505, 2012. 11
- [25] Alec Radford, Jong Wook Kim, Chris Hallacy, Aditya Ramesh, Gabriel Goh, Sandhini Agarwal, Girish Sastry, Amanda Askell, Pamela Mishkin, Jack Clark, Gretchen Krueger, and Ilya Sutskever. Learning transferable visual models from natural language supervision. In *International Conference on Machine Learning (ICML)*, 2021. 1, 2, 3, 4, 5, 11
- [26] Benjamin Recht, Rebecca Roelofs, Ludwig Schmidt, and Vaishaal Shankar. Do imagenet classifiers generalize to imagenet? In *International Conference on Machine Learning (ICML)*, 2019. 4, 5
- [27] Noam Shazeer and Mitchell Stern. Adafactor: Adaptive learning rates with sublinear memory cost. In *International Conference on Machine Learning (ICML)*, pages 4596–4604. PMLR, 2018. 4
- [28] Jonathan Shen, Patrick Nguyen, Yonghui Wu, Zhifeng Chen, Mia X Chen, Ye Jia, Anjuli Kannan, Tara Sainath, Yuan Cao, Chung-Cheng Chiu, et al. Lingvo: a modular and scalable framework for sequence-to-sequence modeling. *ArXiv preprint arXiv:1902.08295*, 2019. 4
- [29] Amanpreet Singh, Ronghang Hu, Vedanuj Goswami, Guillaume Couairon, Wojciech Galuba, Marcus Rohrbach, and Douwe Kiela. Flava: A foundational language and vision alignment model. In *IEEE Conference on Computer Vision and Pattern Recognition (CVPR)*, pages 15638–15650, 2022. 2
- [30] Hugo Touvron, Matthieu Cord, Matthijs Douze, Francisco Massa, Alexandre Sablayrolles, and Hervé Jégou. Training data-efficient image transformers & distillation through attention. In *International Conference on Machine Learning (ICML)*, 2021. 5, 11
- [31] Oriol Vinyals, Alexander Toshev, Samy Bengio, and Dumitru Erhan. Show and tell: A neural image caption generator. In *IEEE Conference on Computer Vision and Pattern Recognition (CVPR)*, pages 3156–3164, 2015. 2
- [32] Haohan Wang, Songwei Ge, Eric P. Xing, and Zachary Chase Lipton. Learning robust global representations by penalizing local predictive power. In *Neural Information Processing Systems (NeurIPS)*, 2019. 4, 5
- [33] Zirui Wang, Jiahui Yu, Adams Wei Yu, Zihang Dai, Yulia Tsvetkov, and Yuan Cao. Simvlm: Simple visual language model pretraining with weak supervision. In *International Conference on Learning Representations (ICLR)*. OpenReview.net, 2022. 1, 2
- [34] Jiahui Yu, Zirui Wang, Vijay Vasudevan, Legg Yeung, Mojtaba Seyedhosseini, and Yonghui Wu. Coca: Contrastive captioners are image-text foundation models. *ArXiv*, abs/2205.01917, 2022. 1, 2, 3, 4
- [35] Lu Yuan, Dongdong Chen, Yi-Ling Chen, Noel C. F. Codella, Xiyang Dai, Jianfeng Gao, Houdong Hu, Xuedong Huang, Boxin Li, Chunyuan Li, Ce Liu, Mengchen Liu, Zicheng Liu, Yumao Lu, Yu Shi, Lijuan Wang, Jianfeng Wang, Bin Xiao, Zhen Xiao, Jianwei Yang, Michael Zeng, Luowei Zhou, and Pengchuan Zhang. Florence: A new foundation model for computer vision. *ArXiv*, abs/2111.11432, 2021. 1, 2
- [36] Xiaohua Zhai, Xiao Wang, Basil Mustafa, Andreas Steiner, Daniel Keysers, Alexander Kolesnikov, and Lucas Beyer. Lit: Zero-shot transfer with locked-image text tuning. In *IEEE Conference on Computer Vision and Pattern Recognition (CVPR)*, pages 18123–18133, 2022. 1, 2
- [37] Kaiyang Zhou, Jingkang Yang, Chen Change Loy, and Ziwei Liu. Learning to prompt for vision-language models. *International Journal on Computer Vision (IJCV)*, 130:2337–2348, 2022. 5

Appendix

A. Additional Results on Other Benchmarks

We present our experimental results on more image classification benchmarks, including Country-211 [25], Food-101 [2], FGVC Aircraft [22], EuroSAT [12], and Oxford-IIIT Pets [24]. Our model achieves state-of-the-art performance on these five image classification benchmarks using a few training examples. Notably, the five-shot performance of our model is even better than all the approaches’ performance using the whole training set on four datasets: Country-211, Food-101, FGVC-Aircraft and Oxford-IIIT Pets.

Table 9. Additional results on several classification benchmarks. CNI stands for category name initialization. Our model obtains the state-of-the-art few-shot learning performance with less training data compared to many other approaches.

Model	Shot	Country-211	Food-101	FGVC Aircraft	EuroSAT	Oxford-IIIT Pets
MAE [11]	5	2.80	7.70	7.00	64.60	17.20
	20	4.40	30.40	29.90	74.10	60.00
	full	10.10	65.10	39.10	94.80	81.60
CAE [3]	5	3.50	18.60	14.30	76.70	37.30
	20	5.50	35.70	32.60	89.00	63.30
	full	11.40	67.40	40.80	96.70	79.80
MoCo-v3 [4]	5	4.80	36.60	11.80	77.10	76.20
	20	7.60	59.30	38.20	84.80	86.40
	full	13.70	78.00	48.00	95.90	91.40
DeiT [30]	5	4.40	41.90	24.10	62.50	87.80
	20	6.20	61.50	34.10	90.70	91.90
	full	14.10	84.50	59.30	98.20	93.90
ViT [8]	5	6.80	59.00	22.70	70.00	89.60
	20	11.50	81.70	40.50	86.50	92.60
	full	16.60	89.60	47.80	96.00	94.80
CLIP [25]	5	21.70	89.70	36.00	76.70	90.50
	20	25.20	90.60	48.10	86.60	92.30
CoCa-2B+CNI (Ours)	1	42.44	94.91	58.33	75.06	97.93
	5	44.52	95.50	69.29	85.78	98.12

B. Comparing Category Name Initialization with Image Embedding Initialization

After presenting the merits of category name initialization, a natural question arises of whether we can use similar initialization with image embeddings instead of text. To validate this hypothesis, we take one image per class from ImageNet (i.e., total 1000 images for 1000 categories) and use the pretrained CoCa-base model to extract 1000 embedding vectors. Then we initialize the linear projector of our few-shot model with these image embeddings. We call this initialization method as image embedding initialization (IEI). We then compare the performance of IEI (using one example image per category) with CNI (using category names but no images). Table 10 compares the accuracy of initialized models. These results show that IEI performs worse than CNI, which suggests the embedding of category names is more robust than the embedding of a single image. In addition, we average the IEI and CNI weights as the new initialization vector and find the performance of the average weight is better than image embedding.

Table 10. Comparing top-1 accuracy of image embedding initialization (IEI) and category name initialization (CNI) on ImageNet.

Initialization	Accuracy (%)
IEI	47.16
$0.5 \times \text{IEI} + 0.5 \times \text{CNI}$	61.84
CNI	82.26