

Diversification quotients based on VaR and ES

Xia Han *

Liyuan Lin[†]

Ruodu Wang[‡]

January 18, 2023

Abstract

The diversification quotient (DQ) is a recently introduced tool for quantifying the degree of diversification of a stochastic portfolio model. It has an axiomatic foundation and can be defined through a parametric class of risk measures. Since the Value-at-Risk (VaR) and the Expected Shortfall (ES) are the most prominent risk measures widely used in both banking and insurance, we investigate DQ constructed from VaR and ES in this paper. In particular, for the popular models of elliptical and multivariate regular varying (MRV) distributions, explicit formulas are available. The portfolio optimization problems for the elliptical and MRV models are also studied. Our results further reveal favourable features of DQ, both theoretically and practically, compared to traditional diversification indices based on a single risk measure.

Keywords: Value-at-Risk, Expected Shortfall, diversification quotient, elliptical models, regular varying models

1 Introduction

In order to mitigate risks in portfolios of financial investment quantitatively, a common approach is to compute a quantitative index of the portfolio model, based on e.g., the volatility, variance, an expected utility or a risk measure, following the seminal idea of [Markowitz \(1952\)](#) on portfolio diversification. In the literature, one of the most prominent examples of the diversification index based on a general risk measure is defined by [Tasche \(2007\)](#) which is referred as diversification ratio (DR). [Choueifaty and Coignard \(2008\)](#) investigated the theoretical and empirical properties of DR in portfolio construction and compared the behavior of the resulting portfolio to common, simple strategies. See [Embrechts et al. \(2015\)](#) and [Koumou and Dionne \(2022\)](#) for theories of DR and other diversification indices. [Bürgi et al. \(2008\)](#) defined a closely related notion of DR which

*School of Mathematical Sciences and LPMC, Nankai University, China. xiahan@nankai.edu.cn

[†]Department of Statistics and Actuarial Science, University of Waterloo, Canada. 189lin@uwaterloo.ca

[‡]Department of Statistics and Actuarial Science, University of Waterloo, Canada. wang@uwaterloo.ca

is called the diversification gain and explored various methods of modeling dependence and their influence on diversification gain.

Different from the traditional diversification indices such as DR in the above literature, [Han et al. \(2022\)](#) proposed six axioms – non-negativity, location invariance, scale invariance, rationality, normalization and continuity – which jointly characterize a new diversification index, called the diversification quotient (DQ), whose definition is based on a class of risk measures decreasing in an index α . All commonly used risk measures belong to a monotonic parametric family, and this includes VaR, ES, expectiles, mean-variance, and entropic risk measures. They argued that DQ has many appealing features both theoretically and practically, while these properties, in particular the six axioms above, are not shared by DR based on VaR, ES, or any other commonly used risk measure.

Most properties of DQ are studied by [Han et al. \(2022\)](#) for a general class of risk measures. In this paper, we focus on specific risk measures, in particular, the Value-at-Risk (VaR) and the Expected Shortfall (ES), which are the two most common classes of risk measures in practice, widely employed in global banking and insurance regulatory frameworks; see Basel III/IV ([BCBS \(2019\)](#)) and Solvency II ([EIOPA \(2011\)](#)). VaR and ES have many nice theoretical properties which can be found in e.g., [Artzner et al. \(1999\)](#), [Embrechts et al. \(2014\)](#), [Emmer et al. \(2015\)](#) and the references therein.

We pay particular attention to two popular models in finance and insurance, namely, elliptical and multivariate regular variation (MRV) distributions. Elliptical distributions, including normal and t-distributions as special cases, are the most standard tools for quantitative risk management ([McNeil et al. \(2015\)](#)). They have been studied for DR with convenient properties; see [Cui et al. \(2022\)](#) and the references therein. The MRV model is widely used in Extreme Value Theory for investigating the portfolio diversification; see, e.g., [Mainik and Rüschendorf \(2010\)](#), [Mainik and Embrechts \(2013\)](#) and [Bignozzi et al. \(2016\)](#). Studying properties such as explicit formulas and limiting behavior of DQ under these two models will help us to better understand and use DQ in risk management applications.

The paper is organized as follows. In Section 2, the definition of DQ and some preliminaries on risk measures are collected. In Section 3, we study general properties for DQ based on VaR and ES. Since DQs based on VaR and ES have natural ranges of $[0, n]$ and $[0, 1]$, respectively, some special dependence structures of the portfolio that correspond to the special values of 0, 1, and n are constructed with clear interpretation for values in between (Theorem 1). In Section 4, DQ is applied to elliptical models; explicit formulas and the limiting behavior of DQs based on VaR and ES are available (Proposition 1 and Theorem 2). Moreover, we present several numerical results for the two most important elliptical distributions used in finance and insurance, namely

the multivariate normal distribution and the multivariate t-distribution, and show that DQ can properly capture tail heaviness. As a popular tool for modeling heavy-tailed phenomena, MRV models for DQ are studied in Section 5. Furthermore, we generalize the results to the optimal portfolio selection problem in Section 6. Under elliptical models, the optimization problem can boil down to a well studied problem (see e.g., Choueifaty and Coignard (2008)) and a limiting result in MRV models is also derived (Theorem 3 and Proposition 3). We conclude the paper in Section 7.

2 Diversification quotients

Throughout this paper, $(\Omega, \mathcal{F}, \mathbb{P})$ is an atomless probability space. Almost surely equal random variables are treated as identical. A risk measure ϕ is a mapping from \mathcal{X} to \mathbb{R} , where \mathcal{X} is a convex cone of random variables on $(\Omega, \mathcal{F}, \mathbb{P})$ representing losses faced by a financial institution or an investor, and \mathcal{X} is assumed to include all constants (i.e., degenerate random variables). For $p \in (0, \infty)$, denote by $L^p = L^p(\Omega, \mathcal{F}, \mathbb{P})$ the set of all random variables X with $\mathbb{E}[|X|^p] < \infty$ where \mathbb{E} is the expectation under \mathbb{P} . Furthermore, $L^\infty = L^\infty(\Omega, \mathcal{F}, \mathbb{P})$ is the space of all essentially bounded random variables, and $L^0 = L^0(\Omega, \mathcal{F}, \mathbb{P})$ is the space of all random variables. Write $X \sim F$ if the random variable X has the distribution function F under \mathbb{P} , and $X \stackrel{d}{=} Y$ if two random variables X and Y have the same distribution. We always write $\mathbf{X} = (X_1, \dots, X_n)$ and $\mathbf{0}$ for the n -vector of zeros. Further, denote by $[n] = \{1, \dots, n\}$, $\mathbb{R}_+ = [0, \infty)$ and $\overline{\mathbb{R}} = [-\infty, \infty]$. Terms such as increasing or decreasing functions are in the non-strict sense. For $X \in \mathcal{X}$, $\text{ess-sup}(X)$ and $\text{ess-inf}(X)$ are the essential supremum and the essential infimum of X , respectively.

A *diversification index* D is a mapping from \mathcal{X}^n to $\overline{\mathbb{R}}$, which is used to quantify the magnitude of diversification of a risk vector $\mathbf{X} \in \mathcal{X}^n$ representing portfolio losses. Our convention is that a smaller value of $D(\mathbf{X})$ represents a stronger diversification. Measuring diversification is closely related to risk measures. Some standard properties of a risk measure $\phi : \mathcal{X} \rightarrow \mathbb{R}$ are collected below.

[M] Monotonicity: $\phi(X) \leq \phi(Y)$ for all $X, Y \in \mathcal{X}$ with $X \leq Y$.

[CA] Constant additivity: $\phi(X + c) = \phi(X) + c$ for all $c \in \mathbb{R}$ and $X \in \mathcal{X}$.

[PH] Positive homogeneity: $\phi(\lambda X) = \lambda \phi(X)$ for all $\lambda \in (0, \infty)$ and $X \in \mathcal{X}$.

[SA] Subadditivity: $\phi(X + Y) \leq \phi(X) + \phi(Y)$ for all $X, Y \in \mathcal{X}$.

The two popular classes of risk measures in banking and insurance practice are VaR and ES.

The VaR at level $\alpha \in [0, 1)$ is defined as

$$\text{VaR}_\alpha(X) = \inf\{x \in \mathbb{R} : \mathbb{P}(X \leq x) \geq 1 - \alpha\}, \quad X \in L^0,$$

and the ES (also called CVaR, TVaR or AVaR) at level $\alpha \in (0, 1)$ is defined as

$$\text{ES}_\alpha(X) = \frac{1}{\alpha} \int_0^\alpha \text{VaR}_\beta(X) d\beta, \quad X \in L^1,$$

and $\text{ES}_0(X) = \text{ess-sup}(X) = \text{VaR}_0(X)$ which may be ∞ . The probability level α above is typically very small, e.g., 0.01 or 0.025 in [BCBS \(2019\)](#); note that we use the “small α ” convention as in [Han et al. \(2022\)](#). Both VaR and ES satisfy the properties [M], [CA] and [PH], while ES also satisfies the property [SA].

To measure diversification quantitatively, a new index, called diversification quotient (DQ), is introduced as follows.

Definition 1 ([Han et al. \(2022\)](#)). Let $\rho = (\rho_\alpha)_{\alpha \in I}$ be a class of risk measures indexed by $\alpha \in I = (0, \bar{\alpha})$ with $\bar{\alpha} \in (0, \infty]$ such that ρ_α is decreasing in α . For $\mathbf{X} \in \mathcal{X}^n$, the diversification quotient based on the class ρ at level $\alpha \in I$ is defined by

$$\text{DQ}_\alpha^\rho(\mathbf{X}) = \frac{\alpha^*}{\alpha}, \quad \text{where } \alpha^* = \inf \left\{ \beta \in I : \rho_\beta \left(\sum_{i=1}^n X_i \right) \leq \sum_{i=1}^n \rho_\alpha(X_i) \right\}$$

with the convention $\inf(\emptyset) = \bar{\alpha}$.

Remark 1. The value of DQ_α^ρ depends on how the class $\rho = (\rho_\alpha)_{\alpha \in I}$ is parametrized. For instance, one could, hypothetically, use a different parametrization $\text{VaR}'_\alpha = \text{VaR}_{\alpha^2}$ for the class VaR, although there is no real reason to do so. The value of $\text{DQ}_\alpha^{\text{VaR}'}$ is generally different from $\text{DQ}_\alpha^{\text{VaR}}$, but they generate the same order; that is, $\text{DQ}_\alpha^{\text{VaR}'}(\mathbf{X}) \leq \text{DQ}_\alpha^{\text{VaR}'}(\mathbf{Y})$ if and only if $\text{DQ}_\alpha^{\text{VaR}}(\mathbf{X}) \leq \text{DQ}_\alpha^{\text{VaR}}(\mathbf{Y})$, which can be checked by definition. Therefore, different parametrizations do not affect the application of DQ in portfolio optimization.

[Han et al. \(2022, Theorem 1\)](#) characterized a subclass of DQ via six axioms: non-negativity, location invariance, scale invariance, rationality, normalization and continuity; such DQs are defined on the class of risk measures satisfying [M], [CA] and [PH]. DQ is defined based on a monotonic parametric class of risk measures. All commonly used risk measures belong to a monotonic parametric family; for instance, this includes VaR, ES, expectiles, mean-variance, and entropic risk measures; see [Föllmer and Schied \(2016\)](#) for a general treatment of risk measures.

In finance and insurance, the risk measures VaR and ES play prominent roles, as they are specified in regulatory documents such as [BCBS \(2019\)](#) and [EIOPA \(2011\)](#). We will focus on VaR or ES as the risk measure assessing diversification by DQ in this paper. In particular, both VaR

and ES satisfy the properties [M], [CA] and [PH], and hence $\text{DQ}_\alpha^{\text{VaR}}$ and $\text{DQ}_\alpha^{\text{ES}}$ satisfy the six above axioms.

Another popular diversification index is the diversification ratio (see e.g., [Tasche \(2007\)](#) and [Embrechts et al. \(2015\)](#)), defined as

$$\text{DR}^\phi(\mathbf{X}) = \frac{\phi(\sum_{i=1}^n X_i)}{\sum_{i=1}^n \phi(X_i)}, \quad (1)$$

where ϕ is a suitably chosen risk measure, such as VaR_α , ES_α , var or SD. Although DR generally does not satisfy some of the six axioms, we will compare DQ and DR in several parts of the paper.

3 DQs based on VaR and ES

In this section, we will focus on the theoretical properties of $\text{DQ}_\alpha^{\text{VaR}}$ and $\text{DQ}_\alpha^{\text{ES}}$. For VaR and ES, the interval in Definition 1 has a natural range of $I = (0, 1)$. Similarly to [Han et al. \(2022\)](#), we let \mathcal{X}^n be $(L^0)^n$ when we discuss $\text{DQ}_\alpha^{\text{VaR}}$ and $(L^1)^n$ when we discuss $\text{DQ}_\alpha^{\text{ES}}$. To compute $\text{DQ}_\alpha^{\text{ES}}$, we first define the superquantile transform ([Liu et al. \(2021, Example 4\)](#)). The term “superquantile” is an alternative name for ES; see [Rockafellar et al. \(2014\)](#).

Definition 2. The *superquantile transform* of a distribution F with finite mean is a distribution \tilde{F} with quantile function $p \mapsto \text{ES}_{1-p}(X)$ for $p \in (0, 1)$, where $X \sim F$.

The following alternative formulas for DQs based on VaR and ES will be useful later. They are shown in Theorem 3 of [Han et al. \(2022\)](#). For a given $\alpha \in (0, 1)$, $\text{DQ}_\alpha^{\text{VaR}}$ and $\text{DQ}_\alpha^{\text{ES}}$ can be computed by

$$\text{DQ}_\alpha^{\text{VaR}}(\mathbf{X}) = \frac{1 - F(\sum_{i=1}^n \text{VaR}_\alpha(X_i))}{\alpha} \quad \text{and} \quad \text{DQ}_\alpha^{\text{ES}}(\mathbf{X}) = \frac{1 - \tilde{F}(\sum_{i=1}^n \text{ES}_\alpha(X_i))}{\alpha}, \quad (2)$$

where F is the distribution of $\sum_{i=1}^n X_i$ and \tilde{F} is the superquantile transform of F .

Remark 2. Let $S = \sum_{i=1}^n X_i$. If S has a continuous and strictly monotone quantile function, then (2) can be rewritten as

$$\text{DQ}_\alpha^{\text{VaR}}(\mathbf{X}) = \frac{1}{\alpha} \mathbb{P} \left(S > \sum_{i=1}^n \text{VaR}_\alpha(X_i) \right) \quad \mathbf{X} \in \mathcal{X}^n$$

and

$$\text{DQ}_\alpha^{\text{ES}}(\mathbf{X}) = \frac{1}{\alpha} \mathbb{Q} \left(S > \sum_{i=1}^n \text{ES}_\alpha(X_i) \right), \quad \mathbf{X} \in \mathcal{X}^n,$$

for some probability measure \mathbb{Q} . To give a formula for \mathbb{Q} , let F be the distribution of S , and $\alpha_0 = 1 - F(\mathbb{E}[S])$. There exists an increasing and continuous function $g : (0, 1) \rightarrow [0, 1]$ such that $\text{ES}_{g(\alpha)}(S) = \text{VaR}_\alpha(S)$ for all $\alpha \in (0, \alpha_0)$ and $g(\alpha) = 1$ for $\alpha \in [\alpha_0, 1)$. We can express \mathbb{Q} by $d\mathbb{Q}/d\mathbb{P} = g'(1 - F(S))$.

DQ based on ES admits another convenient formula. If $\mathbb{P}(\sum_{i=1}^n X_i > \sum_{i=1}^n \text{ES}_\alpha(X_i)) > 0$, then

$$\text{DQ}_\alpha^{\text{ES}}(\mathbf{X}) = \frac{1}{\alpha} \min_{r \in (0, \infty)} \mathbb{E} \left[\left(r \sum_{i=1}^n (X_i - \text{ES}_\alpha(X_i)) + 1 \right)_+ \right],$$

and otherwise $\text{DQ}_\alpha^{\text{ES}}(\mathbf{X}) = 0$.

Next, we see that if $\alpha \in (0, 1/n)$, there are three special values of $\text{DQ}_\alpha^{\text{VaR}}$, which are 0, 1 and n , corresponding to different representative dependence structures. The last value of n is based on a useful inequality

$$\text{VaR}_{n\alpha} \left(\sum_{i=1}^n X_i \right) \leq \sum_{i=1}^n \text{VaR}_\alpha(X_i) \quad (3)$$

from Corollary 1 of [Embrechts et al. \(2018\)](#), and its sharpness is stated in Corollary 2 therein. For $\text{DQ}_\alpha^{\text{ES}}$, there are two special numbers, 0 and 1, because ES is a class of subadditive risk measures. As a natural question, we wonder for what types of dependence structures these special values are attained. Next we address this question.

We first present the concept of risk concentration in [Wang and Zitikis \(2021\)](#) which will be useful to understand the dependence structures corresponding to special values of $\text{DQ}_\alpha^{\text{VaR}}$ and $\text{DQ}_\alpha^{\text{ES}}$.

Definition 3 (Tail event and α -concentrated). Let X be a random variable and $\alpha \in (0, 1)$.

- (i) A tail event of X is an event $A \in \mathcal{F}$ with $0 < \mathbb{P}(A) < 1$ such that $X(\omega) \geq X(\omega')$ holds for a.s. all $\omega \in A$ and $\omega' \in A^c$, where A^c stands for the complement of A .
- (ii) A random vector (X_1, \dots, X_n) is α -concentrated if its component share a common tail event of probability α .¹

Theorem 4 of [Wang and Zitikis \(2021\)](#) gives that a random vector (X_1, \dots, X_n) is α -concentrated for all $\alpha \in (0, 1)$ if and only if it is comonotonic, and hence the dependence notion of α -concentration is weaker than comonotonicity. A random vector (X_1, \dots, X_n) is *comonotonic* if there exists a random variable Z and increasing functions f_1, \dots, f_n on \mathbb{R} such that $X_i = f_i(Z)$ a.s. for every $i \in [n]$.

We first address the case that $\text{DQ}_\alpha^{\text{VaR}}(\mathbf{X}) = n$, which involves the dependence concepts of both risk concentration and mutual exclusivity (see [Dhaene et al. \(1999\)](#)). Thus, to arrive at the maximum value of $\text{DQ}_\alpha^{\text{VaR}}(\mathbf{X}) = n$, one requires a dependence structure that is a combination of positive and negative dependence. This phenomenon is common in problems in VaR aggregation; see [Puccetti and Wang \(2015\)](#) for extremal dependence concepts. For this purpose, we propose the α -concentration-exclusion (α -CE) model for $\alpha \in (0, 1/n)$, which is a random vector $\mathbf{X} \in \mathcal{X}^n$ satisfying four conditions:

¹[Wang and Zitikis \(2021\)](#) used the “large α ” convention, and hence our α -concentration corresponds to their $(1 - \alpha)$ -concentration.

- (i) $\mathbb{P}(X_i > \text{VaR}_\alpha(X_i)) = \alpha$;
- (ii) $\mathbb{P}(X_i \geq \text{VaR}_\alpha(X_i)) \geq n\alpha$;
- (iii) $\{X_i > \text{VaR}_\alpha(X_i)\}, i \in [n]$, are mutually exclusive;
- (iv) (X_1, \dots, X_n) are $(n\alpha)$ -concentrated.

For a class ρ of risk measures ρ_α decreasing in α , we say that ρ is *non-flat from the left* at (α, X) if $\rho_\beta(X) > \rho_\alpha(X)$ for all $\beta \in (0, \alpha)$, and ρ is *left continuous* at (α, X) if $\alpha \mapsto \rho_\alpha(X)$ is left continuous.

Remark 3. For any given $X \in L^0$, if VaR is non-flat from the left at $(n\alpha, X)$, then there exists α -CE random vector $\mathbf{X} \in \mathcal{X}^n$ such that $\sum_{i=1}^n X_i = X$; a construction is essentially the same as in [Embrechts et al. \(2018, Theorem 2\)](#). Below, we give a sufficient condition for \mathbf{X} to satisfy the α -CE model. A random vector (X, Y) is said to be counter-monotonic if $(X, -Y)$ is comonotonic. If each pair (X_i, X_j) is counter-monotonic for $i \neq j$, and for each $i \in [n]$, $\mathbb{P}(X_i > \text{VaR}_\alpha(X_i)) = \alpha$ and $\text{VaR}_\alpha(X_i) = \text{ess-inf}(X_i)$, then \mathbf{X} follows an α -CE model. For pair-wise counter-monotonicity, see [Puccetti and Wang \(2015\)](#).

In the next result, we summarize several dependence structures that correspond to special values 0, 1 and n of $\text{DQ}_\alpha^{\text{VaR}}$ and the special values 0 and 1 of $\text{DQ}_\alpha^{\text{ES}}$.

Theorem 1. *For $\alpha \in (0, 1)$ and $n \geq 2$, the following hold:*

- (i) $\{\text{DQ}_\alpha^{\text{VaR}}(\mathbf{X}) \mid \mathbf{X} \in \mathcal{X}^n\} = [0, \min\{n, 1/\alpha\}]$ and $\{\text{DQ}_\alpha^{\text{ES}}(\mathbf{X}) \mid \mathbf{X} \in \mathcal{X}^n\} = [0, 1]$.
- (ii) For ρ being VaR or ES , $\text{DQ}_\alpha^\rho(\mathbf{X}) = 0$ if and only if $\sum_{i=1}^n X_i \leq \sum_{i=1}^n \rho_\alpha(X_i)$ a.s. In case $\sum_{i=1}^n X_i$ is a constant, $\text{DQ}_\alpha^{\text{VaR}}(\mathbf{X}) = 0$ if $\alpha < 1/n$ and $\text{DQ}_\alpha^{\text{ES}}(\mathbf{X}) = 0$.
- (iii) For ρ being VaR or ES , if \mathbf{X} is α -concentrated, then $\text{DQ}_\alpha^\rho(\mathbf{X}) \leq 1$. If, in addition, ρ is continuous and non-flat from the left at $(\alpha, \sum_{i=1}^n X_i)$, then $\text{DQ}_\alpha^\rho(\mathbf{X}) = 1$.
- (iv) If $\alpha < 1/n$ and \mathbf{X} has an α -CE model, then $\text{DQ}_\alpha^{\text{VaR}}(\mathbf{X}) = n$ and $\text{DQ}_{n\alpha}^{\text{ES}}(\mathbf{X}) = 1$.

Proof. (i) We first prove the case of VaR . By Corollary 1 of [Embrechts et al. \(2018\)](#), we have

$$\text{VaR}_{n\alpha}\left(\sum_{i=1}^n X_i\right) \leq \sum_{i=1}^n \text{VaR}_\alpha(X_i),$$

which implies $\alpha^* \leq n\alpha$, and hence $\text{DQ}_\alpha^{\text{VaR}}(\mathbf{X}) \leq n$. By definition, $\alpha^* \in [0, 1]$, and hence $0 \leq \text{DQ}_\alpha^{\text{VaR}}(\mathbf{X}) \leq 1/\alpha$. To summarize, $\{\text{DQ}_\alpha^{\text{VaR}}(\mathbf{X}) \mid \mathbf{X} \in \mathcal{X}^n\} \subseteq [0, \min\{n, 1/\alpha\}]$.

Next, we show that every point in the interval $[0, \min\{n, 1/\alpha\}]$ is attainable by $\text{DQ}_\alpha^{\text{VaR}}$. Take any $\mathbf{X} \in \mathcal{X}^n$ and let $a = \text{DQ}_\alpha^{\text{VaR}}(\mathbf{X})$. Since $\text{DQ}_\alpha^{\text{VaR}}$ satisfies [LI], we can replace each component X_i of \mathbf{X} with $X_i - \text{VaR}_\alpha(X_i)$ for $i \in [n]$. Hence, it is safe to assume that VaR_α of each component

of \mathbf{X} is 0. Let $\mathbf{Z} = \mathbf{X}\mathbf{1}_A$ where $A \in \mathcal{F}$ is independent of \mathbf{X} and $\mathbb{P}(A) = p \in (0, 1)$. Since the mapping $F \mapsto \text{VaR}_\alpha(X)$ where $X \sim F$ has convex level sets (e.g., [Gneiting \(2011\)](#)), VaR_α of each component of \mathbf{Z} is 0. By (2), we have

$$\text{DQ}_\alpha^{\text{VaR}}(\mathbf{Z}) = \frac{1}{\alpha} \mathbb{P} \left(\sum_{i=1}^n Z_i > 0 \right) = \frac{p}{\alpha} \mathbb{P} \left(\sum_{i=1}^n X_i > 0 \right) = p \text{DQ}_\alpha^{\text{VaR}}(\mathbf{X}).$$

Since $p \in (0, 1)$ is arbitrary, any point in $[0, a]$ belongs to the range of $\text{DQ}_\alpha^{\text{VaR}}$. To complete the proof, it suffices to construct \mathbf{X} such that $\text{DQ}_\alpha^{\text{VaR}}(\mathbf{X}) = \min\{n, 1/\alpha\}$.

In case $\alpha \geq 1/n$, let \mathbf{X} follow an n -dimensional multinomial distribution with parameters $(1/n, \dots, 1/n)$. It is clear that $\sum_{i=1}^n X_i = 1$. Since $\alpha \geq 1/n$, then $\text{VaR}_\alpha(X_i) = 0$. In this case, by (2), $\text{DQ}_\alpha^{\text{VaR}}(\mathbf{X}) = 1/\alpha$. In case $\alpha < 1/n$, we can find \mathbf{X} satisfying $\text{DQ}_\alpha^{\text{VaR}}(\mathbf{X}) = n$, which is constructed in part (iv) of the proof below.

Next, we prove the case of ES. Since ES satisfies [SA], the range of $\text{DQ}_\alpha^{\text{ES}}$ is contained in $[0, 1]$. Take any $t \in [0, 2]$, and let each of X_1 and X_2 follow a uniform distribution on $[-1, 1]$ such that $X_1 + X_2$ is uniformly distributed on $[-t, t]$. The existence of such (X_1, X_2) is shown by Theorem 3.1 of [Wang and Wang \(2016\)](#). Let $X_i = 0$ for $i = 3, \dots, n$. We can easily compute $\text{ES}_\alpha(X_1) = \text{ES}_\alpha(X_2) = 1 - \alpha$ and $\text{ES}_\beta(X_1 + X_2) = t(1 - \beta)$. Hence,

$$\text{DQ}_\alpha^{\text{ES}}(X_1, \dots, X_n) = \frac{1}{\alpha} \inf\{\beta \in (0, 1) : t(1 - \beta) \leq 2 - 2\alpha\} = \frac{1}{\alpha} \left(1 - \frac{2 - 2\alpha}{t} \right)_+.$$

For letting t vary in $[0, 2]$, we get that every point in $[0, 1]$ is attained by $\text{DQ}_\alpha^{\text{ES}}$.

(ii) The first part follows directly from Theorem 2 (i) of [Han et al. \(2022\)](#). In particular, if $\sum_{i=1}^n X_i$ is a constant, we have $\text{VaR}_0(\sum_{i=1}^n X_i) = \text{VaR}_{n\alpha}(\sum_{i=1}^n X_i) \leq \sum_{i=1}^n \text{VaR}_\alpha(X_i)$ for $\alpha < 1/n$, and $\text{ES}_0(\sum_{i=1}^n X_i) = \text{ES}_\alpha(\sum_{i=1}^n X_i) \leq \sum_{i=1}^n \text{ES}_\alpha(X_i)$. Thus, we have $\text{DQ}_\alpha^{\text{ES}}(\mathbf{X}) = 0$ if $\alpha < 1/n$ and $\text{DQ}_\alpha^{\text{ES}}(\mathbf{X}) = 0$.

(iii) By Theorem 6 in [Wang and Zitikis \(2021\)](#), if \mathbf{X} is α -concentrated, we have

$$\text{VaR}_\alpha \left(\sum_{i=1}^n X_i \right) \leq \sum_{i=1}^n \text{VaR}_\alpha(X_i),$$

which implies $\alpha^* \leq \alpha$ and then $\text{DQ}_\alpha^{\text{VaR}}(\mathbf{X}) \leq 1$. Further, as VaR is continuous and non-flat from the left at $(\alpha, \sum_{i=1}^n X_i)$, by Theorem 6 in [Wang and Zitikis \(2021\)](#), the inequality above is an equality. Thus, we have $\alpha^* = \alpha$, which leads to $\text{DQ}_\alpha^{\text{VaR}}(\mathbf{X}) = 1$. Moreover, from Theorem 5 of [Wang and Zitikis \(2021\)](#), we know that $\text{ES}_\alpha(\sum_{i=1}^n X_i) = \sum_{i=1}^n \text{ES}_\alpha(X_i)$ if (X_1, \dots, X_n) is α -concentrated. Combining with the fact that $\text{ES}_\alpha(\sum_{i=1}^n X_i)$ is non-flat from left at (α, \mathbf{X}) , we have $\text{DQ}_\alpha^{\text{ES}}(\mathbf{X}) = 1$.

(iv) As X_1, \dots, X_n are $(n\alpha)$ -concentrated, there exists an event B such that B is a tail event for all X_i and $\mathbb{P}(B) = n\alpha$. Let $B_i = \{X_i > \text{VaR}_\alpha(X_i)\}$. By Lemma A.3 of [Wang and Zitikis](#)

(2021), we have $\{X_i > \text{VaR}_{n\alpha}(X_i)\} \subseteq B$. As $\text{VaR}_\alpha(X_i) \geq \text{VaR}_{n\alpha}(X_i)$, it gives $B_i \subseteq B$ for all $i \in [n]$. From $\mathbb{P}(X_i \geq \text{VaR}_\alpha(X_i)) \geq n\alpha$, we know that $X_i(\omega) \geq \text{VaR}_\alpha(X_i)$ for all $\omega \in B$. Further, as B_1, \dots, B_n are mutually exclusive, we have $X_i(\omega) > \text{VaR}_\alpha(X_i)$ and $X_j(\omega) = \text{VaR}_\alpha(X_j)$ for all $\omega \in B_i$ and $j \neq i$. Hence, for all $\omega \in \bigcup_{i=1}^n B$, we have $\sum_{i=1}^n X_i(\omega) > \sum_{i=1}^n \text{VaR}_\alpha(X_i)$ while $\sum_{i=1}^n X_i(\omega) \leq \sum_{i=1}^n \text{VaR}_\alpha(X_i)$ for $\omega \in (\bigcup_{i=1}^n A_i)^c = \bigcap_{i=1}^n A_i^c$. Therefore, if $\alpha < 1/n$,

$$\mathbb{P}\left(\sum_{i=1}^n X_i > \sum_{i=1}^n \text{VaR}_\alpha(X_i)\right) = \mathbb{P}\left(\bigcup_{i=1}^n B_i\right) = \sum_{i=1}^n \mathbb{P}(B_i) = n\alpha.$$

By (2), we have $\text{DQ}_\alpha^{\text{VaR}}(\mathbf{X}) = n$.

For the case of ES, as X_1, \dots, X_n are $(n\alpha)$ -concentrated, by Theorem 5 of Wang and Zitikis (2021), we have $\text{ES}_{n\alpha}(\sum_{i=1}^n X_i) = \sum_{i=1}^n \text{ES}_{n\alpha}(X_i)$. Together with the fact that $\beta \mapsto \text{ES}_\beta(\sum_{i=1}^n X_i)$ is strictly decreasing at $\beta = n\alpha$, we get that $\text{DQ}_{n\alpha}^{\text{ES}}(\mathbf{X}) = 1$. \square

Note that comonotonicity is stronger than α -concentration, and hence it is a sufficient condition for (iii) in Theorem 1 replacing α -concentration.

In summary, both $\text{DQ}_\alpha^{\text{VaR}}$ and $\text{DQ}_\alpha^{\text{ES}}$ take values on a bounded interval. In contrast, the diversification ratio $\text{DR}^{\text{VaR}_\alpha}$ is unbounded, and $\text{DR}^{\text{ES}_\alpha}$ is bounded above by 1 only when the ES of the total risk is non-negative. The continuous ranges of DQs also give more information on diversification. Moreover, similarly to the continuity axiom of preferences (e.g., Föllmer and Schied (2016)), a bounded interval can provide mathematical convenience for applications. The values of DQs are simple to interpret. To be specific, for $\text{DQ}_\alpha^{\text{VaR}}$, its value is 0 if there is a very good hedge in the sense of Theorem 1 (ii); its value is 1 if there is strong positive dependence such as comonotonicity, and its value is n if there is strong negative dependence conditional on the tail event. We will see in Theorem 2 that DQ based on VaR can be close to n even if the individual losses are iid, in the case that they have very heavy tails. For $\text{DQ}_\alpha^{\text{ES}}$, its value is 0 if there is a very good hedge in the sense of Theorem 1 (ii) and its value is 1 if there is strong positive dependence such as comonotonicity or α -concentration.

4 Elliptical models

The most commonly used classes of multivariate distributions are the elliptical models which include the multivariate normal and t-distributions as special cases. For a general treatment of elliptical models in risk management, see McNeil et al. (2015). In this section, we study DQs based on VaR and ES for elliptical models.

4.1 Explicit formulas for DQ

A random vector \mathbf{X} is *elliptically distributed* if its characteristic function can be written as

$$\psi(\mathbf{t}) = \mathbb{E} [\exp(\mathbf{i} \mathbf{t}^\top \mathbf{X})] = \exp(\mathbf{i} \mathbf{t}^\top \boldsymbol{\mu}) \tau(\mathbf{t}^\top \Sigma \mathbf{t}),$$

for some $\boldsymbol{\mu} \in \mathbb{R}^n$, positive semi-definite matrix $\Sigma \in \mathbb{R}^{n \times n}$, and $\tau : \mathbb{R}_+ \rightarrow \mathbb{R}$ called the characteristic generator. We denote this distribution by $E_n(\boldsymbol{\mu}, \Sigma, \tau)$. We will assume that Σ is not a matrix of zeros. Each marginal distribution of an elliptical distribution is a one-dimensional elliptical distribution with the same characteristic generator. The most common examples of elliptical distributions are normal and t-distributions. An n -dimensional t-distribution $t(\nu, \boldsymbol{\mu}, \Sigma)$ with $\nu > 0$ has density function f given by (if $|\Sigma| > 0$)

$$f(\mathbf{x}) = \frac{\Gamma((\nu + n)/2)}{\Gamma(\nu/2) \nu^{n/2} \pi^{n/2} |\Sigma|^{1/2}} \left(1 + \frac{1}{\nu} (\mathbf{x} - \boldsymbol{\mu})^\top \Sigma^{-1} (\mathbf{x} - \boldsymbol{\mu}) \right)^{-(\nu+n)/2},$$

where Γ is the gamma function and $|\Sigma|$ is the determinant of the dispersion matrix Σ .

We remind the reader that for elliptical models, VaR and ES behave very similarly. For instance, VaR_α is subadditive for $\alpha \in (0, 1/2)$ in this setting; see (McNeil et al., 2015, Theorem 8.28). Moreover, for $\mathbf{X} \sim E_n(\boldsymbol{\mu}, \Sigma, \tau)$ and $\mathbf{a} \in \mathbb{R}^n$, both $\text{VaR}_\alpha(\mathbf{a}^\top \mathbf{X})$ and $\text{ES}_\alpha(\mathbf{a}^\top \mathbf{X})$ have the form $y\sqrt{\mathbf{a}^\top \Sigma \mathbf{a}} + \mathbf{a}^\top \boldsymbol{\mu}$ for some constant y being $y_\alpha^{\text{VaR}} := \text{VaR}_\alpha(Y)$ or $y_\alpha^{\text{ES}} := \text{ES}_\alpha(Y)$ where $Y \sim E_1(0, 1, \tau)$. As a consequence, the behaviour of DQ based on VaR is similar to that based on ES, except for the case of infinite mean.

For a positive semi-definite matrix Σ , we write $\Sigma = (\sigma_{ij})_{n \times n}$, $\sigma_i^2 = \sigma_{ii}$, and $\boldsymbol{\sigma} = (\sigma_1, \dots, \sigma_n)$, and define the constant

$$k_\Sigma = \frac{\sum_{i=1}^n (\mathbf{e}_i^\top \Sigma \mathbf{e}_i)^{1/2}}{(\mathbf{1}^\top \Sigma \mathbf{1})^{1/2}} = \frac{\sum_{i=1}^n \sigma_i}{\left(\sum_{i,j} \sigma_{ij}\right)^{1/2}} \in [1, \infty), \quad (4)$$

where $\mathbf{1} = (1, \dots, 1) \in \mathbb{R}^n$ and $\mathbf{e}_1, \dots, \mathbf{e}_n$ are the column vectors of the $n \times n$ identity matrix I_n . Moreover, $k_\Sigma = 1$ if and only if $\Sigma = \boldsymbol{\sigma} \boldsymbol{\sigma}^\top$, which means that $\mathbf{X} \sim E_n(\boldsymbol{\mu}, \Sigma, \tau)$ is comonotonic.

Explicit formulas and the limiting behavior of DQs based on VaR and ES for elliptical models are given by the following few results.

Proposition 1. *Suppose that $\mathbf{X} \sim E_n(\boldsymbol{\mu}, \Sigma, \tau)$. We have, for $\alpha \in (0, 1)$,*

$$\text{DQ}_\alpha^{\text{VaR}}(\mathbf{X}) = \frac{1 - F(k_\Sigma \text{VaR}_\alpha(Y))}{\alpha} \quad \text{and} \quad \text{DQ}_\alpha^{\text{ES}}(\mathbf{X}) = \frac{1 - \tilde{F}(k_\Sigma \text{ES}_\alpha(Y))}{\alpha}$$

where $Y \sim E_1(0, 1, \tau)$ with distribution function F , and \tilde{F} is the superquantile transform of F in (2). Moreover,

- (i) $\alpha \mapsto \text{DQ}_\alpha^{\text{VaR}}(\mathbf{X})$ takes value in $[0, 1]$ on $(0, 1/2]$ and it takes value in $[1, 2]$ on $(1/2, 1)$;

(ii) $k_\Sigma \mapsto \text{DQ}_\alpha^{\text{VaR}}(\mathbf{X})$ is decreasing for $\alpha \in (0, 1/2]$ and increasing for $\alpha \in (1/2, 1)$;

(iii) $k_\Sigma \mapsto \text{DQ}_\alpha^{\text{ES}}(\mathbf{X})$ is decreasing for $\alpha \in (0, 1)$.

Proof. We first consider the case of VaR. Since $\mathbf{X} \sim E_n(\boldsymbol{\mu}, \Sigma, \tau)$, the linear structure of elliptical distributions gives $\sum_{i=1}^n X_i \sim E_1(\mathbf{1}^\top \boldsymbol{\mu}, \mathbf{1}^\top \Sigma \mathbf{1}, \tau)$. That is, $\sum_{i=1}^n X_i \stackrel{d}{=} \sum_{i=1}^n \mu_i + \|\mathbf{1}^\top A\|_2 Y$, where A is the Cholesky decomposition of Σ . Also, we have $\text{VaR}_\alpha(X_i) = \mu_i + \|\mathbf{e}_i^\top A\|_2 \text{VaR}_\alpha(Y)$. By (2),

$$\begin{aligned} \text{DQ}_\alpha^{\text{VaR}}(\mathbf{X}) &= \frac{1}{\alpha} \mathbb{P} \left(\sum_{i=1}^n X_i > \sum_i \mu_i + \|\mathbf{e}_i^\top A\|_2 \text{VaR}_\alpha(Y) \right) \\ &= \frac{1}{\alpha} \mathbb{P} \left(\sum_{i=1}^n \mu_i + \|\mathbf{1}^\top A\|_2 Y > \sum_i \mu_i + \|\mathbf{e}_i^\top A\|_2 \text{VaR}_\alpha(Y) \right) = \frac{1 - F(k_\Sigma \text{VaR}_\alpha(Y))}{\alpha} \end{aligned}$$

By replacing VaR with ES and $\sum_{i=1}^n X_i$ with $\text{ES}_U(\sum_{i=1}^n X_i)$, we can get the first formula of $\text{DQ}_\alpha^{\text{ES}}(\mathbf{X})$.

(i) For $\alpha \in (0, 1/2]$, we have $\text{VaR}_\alpha(Y) \leq k_\Sigma \text{VaR}_\alpha(Y)$ and $1 - \alpha \leq F(k_\Sigma \text{VaR}_\alpha(Y)) \leq 1$. Hence, $0 \leq \text{DQ}_\alpha^{\text{VaR}}(\mathbf{X}) \leq 1$.

For $\alpha \in (1/2, 1)$, $\text{VaR}_\alpha(Y) \geq k_\Sigma \text{VaR}_\alpha(Y)$ and $\alpha \leq 1 - F(k_\Sigma \text{VaR}_\alpha(Y)) \leq 1$. Hence, $1 \leq \text{DQ}_\alpha^{\text{VaR}}(\mathbf{X}) \leq 1/\alpha \leq 2$.

(ii) If $\alpha \in (0, 1/2]$, then $\text{VaR}_\alpha(Y) \geq 0$, and thus $\text{DQ}_\alpha^{\text{VaR}}(\mathbf{X})$ decreases in k_Σ . If $\alpha \in (1/2, 1)$, then $\text{VaR}_\alpha(Y) \leq 0$, and thus $\text{DQ}_\alpha^{\text{VaR}}(\mathbf{X})$ increases in k_Σ .

(iii) For $\alpha \in (0, 1)$, $\text{ES}_\alpha(Y) \geq 0$. Hence, $\text{DQ}_\alpha^{\text{ES}}(\mathbf{X})$ increases in k_Σ . \square

In the discussions below, we will assume $\alpha \in (0, 1/2)$, which is the most common setting in risk management. In Proposition 1, we see that, for $\alpha \in (0, 1/2)$, $\text{DQ}_\alpha^{\text{VaR}}(\mathbf{X}) \in [0, 1]$. This is in contrast to Theorem 1, where the range of $\text{DQ}_\alpha^{\text{VaR}}$ is $[0, n]$ instead of $[0, 1]$, when we do not restrict to elliptical models. This phenomenon should not be surprising, because, as we mentioned before, VaR_α for $\alpha \in (0, 1/2)$ is similar to ES_α for elliptical models, and $\text{DQ}_\alpha^{\text{ES}}$ has range $[0, 1]$.

In case $Y \sim E_1(0, 1, \tau)$ has a positive density on \mathbb{R} , we can see from Proposition 1 that $\text{DQ}_\alpha^{\text{VaR}}(\mathbf{X}) = 1$ if and only if $k_\Sigma = 1$ (i.e., \mathbf{X} is comonotonic) or $\text{VaR}_\alpha(Y) = 0$ (i.e., $\alpha = 1/2$). Similarly, $\text{DQ}_\alpha^{\text{ES}}(\mathbf{X}) = 1$ if and only if $k_\Sigma = 1$.

In case the elliptical distribution is asymptotically uncorrelated, we will see that $\text{DQ}_\alpha^{\text{VaR}}(\mathbf{X}) \rightarrow 0$ and $\text{DQ}_\alpha^{\text{ES}}(\mathbf{X}) \rightarrow 0$ as $n \rightarrow \infty$. This is consistent with our intuition that, if the individual risks are asymptotically uncorrelated, then full diversification can be achieved asymptotically, thus the diversification index goes to 0. The value $\text{AC}_\Sigma = \sum_{i,j} \sigma_{ij} / (\sum_{i=1}^n \sigma_i)^2 = 1/k_\Sigma^2$ will be called the average correlation (AC) of Σ .

Proposition 2. Suppose that $\mathbf{X} \sim E_n(\boldsymbol{\mu}, \Sigma, \tau)$.

(i) Let $Y \sim E_1(0, 1, \tau)$ and f be the density function of Y . We have

$$\lim_{\alpha \downarrow 0} \text{DQ}_\alpha^{\text{VaR}}(\mathbf{X}) = \lim_{x \rightarrow \infty} k_\Sigma \frac{f(k_\Sigma x)}{f(x)} \quad \text{if } \text{VaR}_0(Y) = \infty \text{ and the limit exists,} \quad (5)$$

and $\lim_{\alpha \downarrow 0} \text{DQ}_\alpha^{\text{VaR}}(\mathbf{X}) = 0$ if $\text{VaR}_0(Y) < \infty$.

(ii) If $\lim_{n \rightarrow \infty} \text{AC}_\Sigma = 0$, then

$$\lim_{n \rightarrow \infty} \text{DQ}_\alpha^{\text{VaR}}(\mathbf{X}) = \lim_{n \rightarrow \infty} \text{DQ}_\beta^{\text{ES}}(\mathbf{X}) = 0$$

for $\alpha \in (0, 1/2)$ and $\beta \in (0, 1)$.

Proof. (i) If $\text{VaR}_0(Y) < \infty$, then $\text{VaR}_0(Y) \leq k_\Sigma \text{VaR}_0(Y)$ as $k_\Sigma \geq 1$. Hence, $\text{DQ}_0^{\text{VaR}}(\mathbf{X}) = 0$. If $\text{VaR}_0(Y) = \infty$, then $\text{VaR}_0(Y) > k_\Sigma \text{VaR}_\alpha(Y)$ for $\alpha > 0$. Therefore,

$$\lim_{\alpha \rightarrow 0} \text{DQ}_\alpha^{\text{VaR}}(\mathbf{X}) = \lim_{\alpha \rightarrow 0} \frac{1 - F(k_\Sigma \text{VaR}_\alpha(Y))}{\alpha} = \lim_{\alpha \rightarrow 0} k_\Sigma \frac{f(k_\Sigma \text{VaR}_\alpha(Y))}{f(\text{VaR}_\alpha(Y))} = \lim_{x \rightarrow \infty} k_\Sigma \frac{f(k_\Sigma x)}{f(x)},$$

and we get the desired result.

(ii) We only show the proof of $\text{DQ}_\alpha^{\text{VaR}}$ as the result for $\text{DQ}_\beta^{\text{ES}}$ can be obtained along the same analogy. By Proposition 1, it is clear that $\text{AC}_\Sigma \rightarrow \text{DQ}_\alpha^{\text{VaR}}(\mathbf{X})$ is increasing for $\alpha \in (0, 1/2)$ and $\text{AC}_\Sigma \rightarrow \text{DQ}_\beta^{\text{ES}}(\mathbf{X})$ is increasing for $\alpha \in (0, 1)$. Moreover, if AC_Σ goes to 0 as $n \rightarrow \infty$, we have $\lim_{n \rightarrow \infty} k_\Sigma = \infty$. Thus, we have $\text{DQ}_\alpha^{\text{VaR}}(\mathbf{X}) \rightarrow 0$ as $n \rightarrow \infty$ by Proposition 1. \square

Explicit formulas of (5) for normal and t-distributions are provided in Section 4.2.

Remark 4. In general, we do not have a limiting result for $\text{DQ}_\alpha^{\text{ES}}$ in the form of Proposition 2 (i). If $\mathbf{X} \sim t(\nu, \boldsymbol{\mu}, \Sigma)$ for $\nu > 1$, then $\text{DQ}_\alpha^{\text{ES}}$ has the same limit as $\text{DQ}_\alpha^{\text{VaR}}$ in (5) as $\alpha \downarrow 0$ because $\text{VaR}_\alpha(Y)/\text{ES}_\alpha(Y)$ has a constant limit $(\nu - 1)/\nu$ for a t-distributed Y by the Karamata theorem; see Theorem A.7 of McNeil et al. (2015).

From the results above, $\text{DQ}_\alpha^{\text{VaR}}(\mathbf{X})$ and $\text{DQ}_\alpha^{\text{ES}}(\mathbf{X})$ depend on both τ and α . In sharp contrast, DR of a centered elliptical distribution is always $1/k_\Sigma$, which ignores the shape of the distribution. More precisely, for $\mathbf{X} \sim E_n(\mathbf{0}, \Sigma, \tau)$ and $\alpha \in (0, 1/2)$, we have

$$\text{DR}^{\text{VaR}_\alpha}(\mathbf{X}) = \frac{\text{VaR}_\alpha(\sum_{i=1}^n X_i)}{\sum_{i=1}^n \text{VaR}_\alpha(X_i)} = \frac{\left(\sum_{i,j}^n \sigma_{ij}\right)^{1/2} \text{VaR}_\alpha(Y)}{\sum_{i=1}^n \sigma_i \text{VaR}_\alpha(Y)} = \frac{1}{k_\Sigma}, \quad (6)$$

and similarly, $\text{DR}^{\text{ES}_\alpha}(\mathbf{X}) = 1/k_\Sigma$. Note that in this case, $\text{DR}^{\text{VaR}_\alpha}$ and $\text{DR}^{\text{ES}_\alpha}$ do not depend on τ , α or whether the risk measure is VaR or ES. Indeed, DR based on variance or SD also has the same value $1/k_\Sigma$.

For $\mathbf{X} \sim E_n(\boldsymbol{\mu}, \Sigma, \tau)$ with $\boldsymbol{\mu} \neq \mathbf{0}$, $\text{DR}^{\text{VaR}_\alpha}(\mathbf{X})$ and $\text{DR}^{\text{ES}_\alpha}(\mathbf{X})$ depend also on $\boldsymbol{\mu}$, which is arguably undesirable as it conflicts location invariance. Nevertheless, $\lim_{\alpha \downarrow 0} \text{DR}^{\text{VaR}_\alpha}(\mathbf{X}) = 1/k_\Sigma$ if

$\text{VaR}_0(Y) = \infty$ (i.e., the value taken by Y is unbounded from above), and this limit does not depend on $\boldsymbol{\mu}$. On the other hand, $\text{DQ}_\alpha^{\text{VaR}}(\mathbf{X})$ has a limit in (5) which depends on both k_Σ and τ . The above observations suggest that DQ is more comprehensive than DR by utilizing the information of the shape of the distribution.

A similar result to Proposition 2 (ii) holds for DR of centered elliptical distributions. More precisely, If $\alpha \in (0, 1/2)$, $\boldsymbol{\mu} = \mathbf{0}$, and $\lim_{n \rightarrow \infty} \text{AC}_\Sigma = 0$, then we have $\lim_{n \rightarrow \infty} \text{DR}^{\text{VaR}_\alpha}(\mathbf{X}) = 0$ by (6), and similarly, $\lim_{n \rightarrow \infty} \text{DR}^{\text{ES}_\alpha}(\mathbf{X}) = 0$. These limits do not hold if $\boldsymbol{\mu} \neq \mathbf{0}$.

4.2 Normal and t-distributions

Next, we take a close look at the two most important elliptical distributions used in finance and insurance, namely the multivariate normal distribution and the multivariate t-distribution. The explicit formulas for DQ for these distributions are available through the explicit formulas of VaR and ES; see Examples 2.14 and 2.15 of McNeil et al. (2015).

Han et al. (2022) proposed three simple models where the components of portfolio vector follow the iid normal model, iid t-model and the common shock t-model, respectively, and showed that the diversification is the strongest according to DQ for the iid normal model and the iid t-model has a smaller DQ than the common shock t-model. In contrast, DR reports a similar value for all three models; see their Section 5.2 for details. Therefore, DQ has the nice feature that it can capture heavy tails and common shocks.

We present some formulas and numerical results for correlated normal and t-models. We focus our discussions mainly on $\text{DQ}_\alpha^{\text{VaR}}$ as the case of $\text{DQ}_\alpha^{\text{ES}}$ is similar. We first compute the limit of DQ as $\alpha \downarrow 0$ according to (5). By direct calculation,

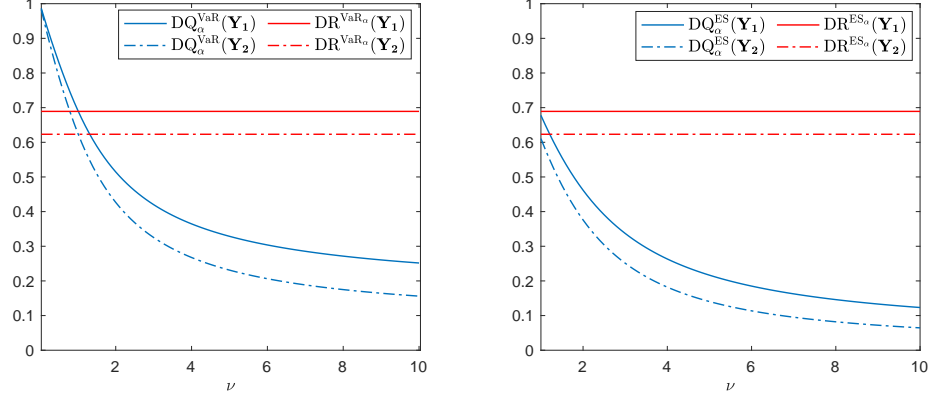
$$\lim_{\alpha \downarrow 0} \text{DQ}_\alpha^{\text{VaR}}(\mathbf{X}) = \mathbb{1}_{\{k_\Sigma=1\}} \quad \text{if } \mathbf{X} \sim \text{N}(\boldsymbol{\mu}, \Sigma); \quad (7)$$

$$\lim_{\alpha \downarrow 0} \text{DQ}_\alpha^{\text{VaR}}(\mathbf{X}) = k_\Sigma^{-\nu} \quad \text{if } \mathbf{X} \sim \text{t}(\nu, \boldsymbol{\mu}, \Sigma). \quad (8)$$

The above two values properly reflect the fact that the normal distribution is tail independent unless $k_\Sigma = 1$ (i.e., comonotonic), whereas the t-distribution is tail dependent; see Examples 7.38 and 7.39 of McNeil et al. (2015). DQ is able to capture this phenomenon well, by providing, for α close to 0, $\text{DQ}_\alpha^{\text{VaR}} \approx 0$ (strong diversification) for a normal distribution and $\text{DQ}_\alpha^{\text{VaR}} \approx k_\Sigma^{-\nu}$ (moderate diversification for common choices of Σ and ν ; see Figure 3) for a t-distribution. On the other hand, DR of centered normal and t-distributions is always $1/k_\Sigma$, which fails to distinguish the tail of the t-distribution from that of the normal distribution (see (6)).

For numerical illustrations, we consider two specific dispersion matrices, parameterized by

Figure 1. DQs and DRs based on VaR for $\nu \in (0, 10]$ and ES for $\nu \in (1, 10]$ with fixed $\alpha = 0.05$, $r = 0.3$ and $n = 4$



$r \in [0, 1]$ and $n \in \mathbb{N}$,

$$\Sigma_1 = (\sigma_{ij})_{n \times n}, \quad \text{where } \sigma_{ii} = 1 \text{ and } \sigma_{ij} = r \text{ for } i \neq j, \text{ and}$$

$$\Sigma_2 = (\sigma_{ij})_{n \times n}, \quad \text{where } \sigma_{ii} = 1 \text{ and } \sigma_{ij} = r^{|j-i|} \text{ for } i \neq j.$$

Note that Σ_1 represents an equicorrelated model and Σ_2 represents an autoregressive model AR(1). For $r = 0$, $r = 1$ or $n = 2$, these two dispersion matrices are identical. We take four models $\mathbf{X}_i \sim N(\boldsymbol{\mu}, \Sigma_i)$ and $\mathbf{Y}_i \sim t(\nu, \boldsymbol{\mu}, \Sigma_i)$, $i = 1, 2$, and we will let r, ν, α, n vary. Note that the location $\boldsymbol{\mu}$ does not matter in computing DQ, and we can simply take $\boldsymbol{\mu} = \mathbf{0}$. The default parameters are set as $r = 0.3$, $n = 4$, $\nu = 3$ and $\alpha = 0.05$ if not explained otherwise.

DQ for the t-models as the parameter of degrees of freedom ν varies

Figure 1 presents the values of DQ for the t-models with varying ν , where $\nu \in (0, 10]$ for VaR and $\nu \in (1, 10]$ for ES. We observe a monotonic relation that DQ_{α}^{VaR} and DQ_{α}^{ES} are decreasing in ν . In particular, if ν is close to 0, we see that $DQ_{\alpha}^{\text{VaR}} \approx 1$ which means there is almost no diversification effect for such super heavy-tailed models. On the other hand, DR completely ignores ν and always reports the same value. Note that the values of DQ and DR are not directly comparable as they are not on the same scale.

DQ for elliptical models as the correlation parameter r varies

In Figure 2, we report how DQ changes over $r \in [0, 1]$ in the four models. Intuitively, for r close to 1 which corresponds to comonotonicity, DQ is close to 1 in all models since there is no or very weak diversification in this case. More interestingly, for r close to 0, there is very

Figure 2. DQs based on VaR and ES for $r \in [0, 1]$ with fixed $\alpha = 0.05$, $\nu = 3$, and $n = 4$

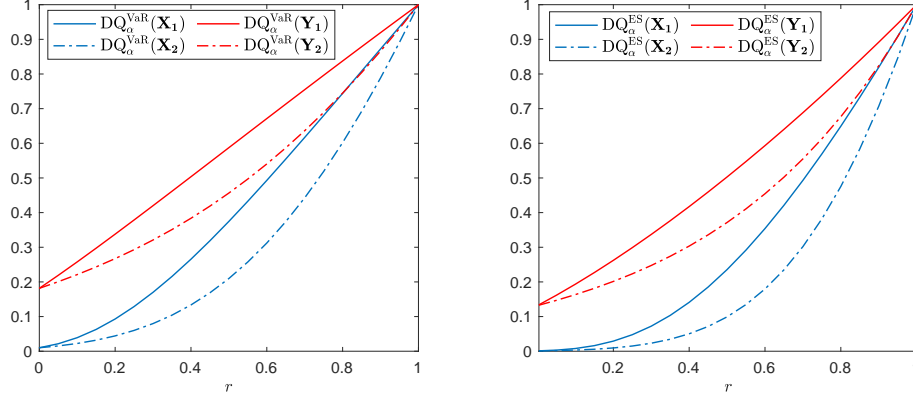
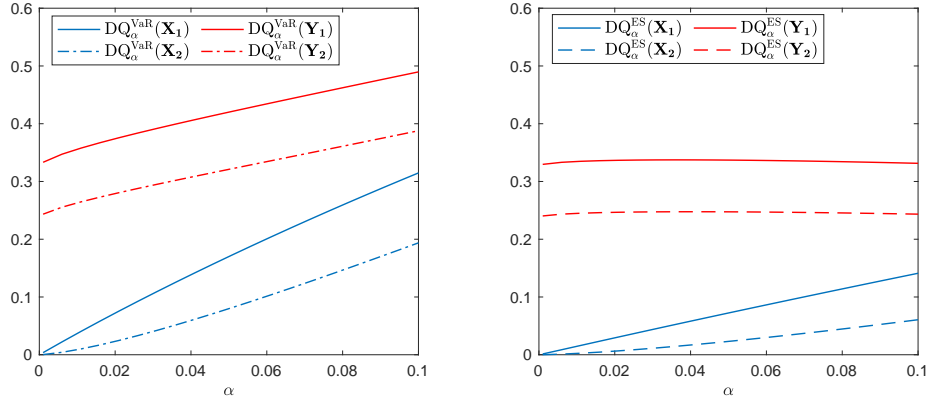


Figure 3. DQs based on VaR and ES for $\alpha \in (0, 0.1)$ with fixed $\nu = 3$, $r = 0.3$ and $n = 4$



strong diversification for the normal models, meaning $DQ_\alpha^{\text{VaR}} \approx 0$ and $DQ_\alpha^{\text{ES}} \approx 0$, whereas for the t-models, DQ_α^{VaR} and DQ_α^{ES} are clearly away from 0. Note that the components of a t-distribution are tail dependent even for zero or negative correlation (see Example 7.39 of McNeil et al. (2015)). Hence, DQ is able to capture dependence created by the common factor in the t-model, in addition to its correlation structure.

DQ for varying α and its limit

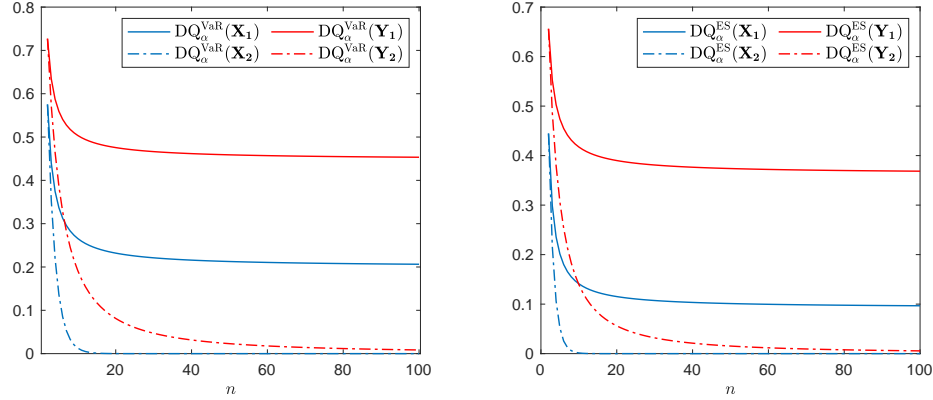
In Figure 3, we report DQ_α^{VaR} and DQ_α^{ES} for $\alpha \in (0, 1)$ in the four models with correlation matrices specified in Section 4.2. We can see from Figure 3 that DQ can be non-monotonic with respect to α (see the curves of DQ_α^{ES} for $\mathbf{X}_i \sim t(\nu, \boldsymbol{\mu}, \Sigma_i)$). In addition, we can compute $k_{\Sigma_1} = 1.4510$ and $k_{\Sigma_2} = 1.6046$. Hence, it can be anticipated from Proposition 1 that, since DQ is decreasing in k_Σ , models with Σ_1 has larger DQ than the corresponding models with Σ_2 . Moreover,

as $\alpha \downarrow 0$, we can see that DQ_α^{VaR} converges to its corresponding limits in (7) and (8); also note that DQ_α^{ES} has the same limits as DQ_α^{VaR} for t-distributions as discussed in Remark 4.

DQ for elliptical models as the dimension n varies

Figure 4 is related to Section 4.2 and reports how DQ changes over $n \in [2, 100]$ in the four models. We choose $r = 0.5$ in this experiment for better visibility. As we can see, DQ decreases to 0 for models with the AR(1) dispersion Σ_2 , and DQ converges to a non-zero constant for models with the equicorrelated dispersion Σ_1 . This is consistent with Proposition 2 (ii) because $AC_{\Sigma_1} \rightarrow r$ and $AC_{\Sigma_2} \rightarrow 0$ as $n \rightarrow \infty$.

Figure 4. DQs based on VaR and ES for $n \in [2, 100]$ with fixed $\alpha = 0.05$, $r = 0.5$ and $\nu = 3$



Cross-comparison between DQs based on VaR and ES

One may be tempted to compare values of DQ based on VaR to those based on ES. Although we see from Figure 3 that the curve DQ_α^{VaR} often dominates the curve DQ_α^{ES} for the same model, such a comparison is not meaningful, since VaR and ES are not meant to be compared at the same level α . For a fair comparison, one needs to associate a VaR level α to an ES level $c\alpha$ where $c \geq 1$ is PELVE of Li and Wang (2022) defined via $ES_{c\alpha}(X) = \text{VaR}_\alpha(X)$ for X being normally or t-distributed; note that the location and scale of X do not matter. The values of c , DQ_α^{VaR} and $DQ_{c\alpha}^{\text{ES}}$ for $\alpha = 0.01$ are summarized in Table 1. As we observe from Table 1, the values of DQs based on VaR and ES are quite close when the probability level is calibrated via PELVE. This is consistent with the afore-mentioned fact that VaR behaves similarly to ES in the setting of elliptical models.

Table 1. Values of DQs based on VaR at level $\alpha = 0.01$ and ES at level $c\alpha$, where $n = 4$ and $r = 0.3$

	c	$c\alpha$	$\text{DQ}_{\alpha}^{\text{VaR}}$	$\text{DQ}_{c\alpha}^{\text{ES}}$
$\mathbf{X}_1 \sim N(\boldsymbol{\mu}, \Sigma_1)$	2.58	0.0258	0.0369	0.0377
$\mathbf{X}_2 \sim N(\boldsymbol{\mu}, \Sigma_2)$	2.58	0.0258	0.0024	0.0025
$\mathbf{Y}_1 \sim t(3, \boldsymbol{\mu}, \Sigma_1)$	3.31	0.0331	0.3558	0.3373
$\mathbf{Y}_2 \sim t(3, \boldsymbol{\mu}, \Sigma_2)$	3.31	0.0331	0.2094	0.1961

5 Multivariate regularly varying models

Heavy-tailed distributions are known to exhibit complicated and even controversial phenomena in finance (see e.g., [Ibragimov et al. \(2011\)](#)), and they are typically modelled via multivariate regularly varying (MRV) models, important objects in Extreme Value Theory. Such models are particularly relevant for tail risk measures such as VaR and ES at high levels ([McNeil et al. \(2015\)](#)). In particular, MRV models have been applied to DR based on VaR (e.g., [Mainik and Rüschendorf \(2010\)](#) and [Mainik and Embrechts \(2013\)](#)).

Definition 4. A random vector $\mathbf{X} \in \mathcal{X}^n$ has an MRV model with some $\gamma > 0$ if there exists a Borel probability measure Ψ on the unit sphere $\mathbb{S}^n := \{\mathbf{s} \in \mathbb{R}^n : \|\mathbf{s}\| = 1\}$ such that for any $t > 0$ and any Borel set $S \subseteq \mathbb{S}^n$ with $\Psi(\partial S) = 0$,

$$\lim_{x \rightarrow \infty} \frac{\mathbb{P}(\|\mathbf{X}\| > tx, \mathbf{X}/\|\mathbf{X}\| \in S)}{\mathbb{P}(\|\mathbf{X}\| > x)} = t^{-\gamma} \Psi(S),$$

where $\|\cdot\|$ is the L_1 -norm (one could use any other norm equivalent to the L_1 -norm). We call γ the tail index of \mathbf{X} and Ψ the spectral measure of \mathbf{X} . This is written as $\mathbf{X} \in \text{MRV}_{\gamma}(\Psi)$.

As a consequence of $\mathbf{X} \in \text{MRV}_{\gamma}(\Psi)$, $\|\mathbf{X}\|$ satisfies univariate regular variation with the same tail index γ ; that is, the distribution function $F_{\|\mathbf{X}\|}$ of $\|\mathbf{X}\|$ satisfies

$$\text{for all } t > 0, \quad \lim_{x \rightarrow \infty} \frac{1 - F_{\|\mathbf{X}\|}(tx)}{1 - F_{\|\mathbf{X}\|}(t)} = t^{-\gamma}.$$

We will write $\|\mathbf{X}\| \in \text{RV}_{\gamma}$ for this property. Regular variation is one of the basic notions for describing heavy-tailed distributions and dependence in the tails.

In the next result, we show that DQ based on VaR can be arbitrarily close to n even if the individual losses are iid. Let $\mathbf{X} \in \text{MRV}_{\gamma}(\Psi)$ be a random vector with identical marginals. If X_1, \dots, X_n have a finite mean, then VaR is asymptotically subadditive in the following sense (see

e.g., [Embrechts et al. \(2009\)](#))

$$\text{VaR}_\alpha \left(\sum_{i=1}^n X_i \right) \leq \sum_{i=1}^n \text{VaR}_\alpha(X_i) \quad \text{for } \alpha \text{ close enough to } 0,$$

but the inequality is reversed if X_1, \dots, X_n do not have a finite mean.

Theorem 2. *Suppose that X_1, \dots, X_n are iid random variables. If $X_1 \in \text{RV}_\gamma$ has positive density over its support, then $\text{DQ}_\alpha^{\text{VaR}}(\mathbf{X}) \rightarrow n^{1-\gamma}$ as $\alpha \downarrow 0$.*

Proof. Since X_1, \dots, X_n are iid random variables and $\mathbf{X} \in \text{MRV}_\gamma(\Psi)$, we have (see e.g., Example 3.1 of [Embrechts et al. \(2009\)](#)),

$$\frac{\text{VaR}_\alpha \left(\sum_{i=1}^n X_i \right)}{\sum_{i=1}^n \text{VaR}_\alpha(X_i)} \rightarrow n^{1/\gamma-1} \quad \text{as } \alpha \downarrow 0.$$

As \mathbf{X} has positive joint density, we know that VaR is continuous for $\sum_{i=1}^n X_i$. Thus, we have $\text{VaR}_{\alpha^*}(\sum_{i=1}^n X_i) = \sum_{i=1}^n \text{VaR}_\alpha(X_i)$. Therefore

$$\frac{\text{VaR}_\alpha \left(\sum_{i=1}^n X_i \right)}{\text{VaR}_{\alpha^*} \left(\sum_{i=1}^n X_i \right)} \rightarrow n^{1/\gamma-1} \quad \text{as } \alpha \downarrow 0. \quad (9)$$

Since $\sum_{i=1}^n X_i \in \text{RV}_\gamma$, for $c > 0$,

$$\frac{\text{VaR}_\alpha \left(\sum_{i=1}^n X_i \right)}{\text{VaR}_{c\alpha} \left(\sum_{i=1}^n X_i \right)} \simeq \left(\frac{1}{c} \right)^{-1/\gamma} \rightarrow \alpha \downarrow 0.$$

Let $c = \alpha^*/\alpha$. Using (9), we have

$$\left(\frac{\alpha^*}{\alpha} \right)^{1/\gamma} \rightarrow n^{1/\gamma-1}.$$

Hence,

$$\text{DQ}_\alpha^{\text{VaR}}(\mathbf{X}) = \frac{\alpha^*}{\alpha} \rightarrow n^{1-\gamma},$$

thus giving the desired result. Further, if $\gamma \downarrow 0$, then $\text{DQ}_\alpha^{\text{VaR}}(\mathbf{X}) \rightarrow n$. \square

The α -CE model in Theorem 1 with $\text{DQ}_\alpha^{\text{VaR}}(\mathbf{X}) = n$ is complicated and involves both positive and negative dependence. Proposition 2 suggests that $\text{DQ}_\alpha^{\text{VaR}}(\mathbf{X}) \approx n$ can be obtained for some very heavy-tailed iid model with γ close to 0. Therefore, the upper bound n on $\text{DQ}_\alpha^{\text{VaR}}$ is relevant when analyzing very heavy-tailed risks such as catastrophe losses; we refer to [Embrechts et al. \(1997\)](#) for a general treatment of heavy-tailed risks in insurance and finance.

6 Optimization for the elliptical models and MRV models

We analyze portfolio diversification for a random vector $\mathbf{X} \in \mathcal{X}^n$ representing losses from n assets and a vector $\mathbf{w} = (w_1, \dots, w_n) \in \Delta_n$ of portfolio weights, where

$$\Delta_n := \{\mathbf{x} \in [0, 1]^n : x_1 + \dots + x_n = 1\}.$$

The total loss of the portfolio is $\mathbf{w}^\top \mathbf{X}$. We write $\mathbf{w} \odot \mathbf{X} = (w_1 X_1, \dots, w_n X_n)$ which is the portfolio loss vector with the weight \mathbf{w} . For a portfolio selection problem, we need to treat $\text{DQ}_\alpha^\rho(\mathbf{w} \odot \mathbf{X})$ as a function of the portfolio weight \mathbf{w} . Han et al. (2022) provided efficient algorithms to optimize the following diversification problem

$$\min_{\mathbf{w} \in \Delta_n} \text{DQ}_\alpha^{\text{VaR}}(\mathbf{w} \odot \mathbf{X}) \quad \text{and} \quad \min_{\mathbf{w} \in \Delta_n} \text{DQ}_\alpha^{\text{ES}}(\mathbf{w} \odot \mathbf{X}); \quad (10)$$

for general \mathbf{X} , see their Section 5.2. For the elliptical models, the optimization of $\text{DQ}_\alpha^{\text{VaR}}$, $\text{DQ}_\alpha^{\text{ES}}$ boils down to maximizing $k_{\mathbf{w}\Sigma\mathbf{w}^\top}$ in (4) since DQ of $\mathbf{w} \odot \mathbf{X}$ is decreasing in $k_{\mathbf{w}\Sigma\mathbf{w}^\top}$. We assume that Σ is invertible, and write $\Sigma = (\sigma_{ij})_{n \times n}$, with diagonal entries $\sigma_{ii} = \sigma_i^2$, $i \in [n]$, and $\boldsymbol{\sigma} = (\sigma_1, \dots, \sigma_n)$. Note that

$$k_{\mathbf{w}\Sigma\mathbf{w}^\top} = \frac{\mathbf{w}^\top \boldsymbol{\sigma}}{\sqrt{\mathbf{w}^\top \Sigma \mathbf{w}}},$$

and we immediately give the optimizer of (10) for the elliptical models.

Theorem 3. Suppose that $\mathbf{X} \sim E_n(\boldsymbol{\mu}, \Sigma, \tau)$, Σ is invertible and $\alpha \in (0, 1/2)$, then the vector

$$\mathbf{w}^* = \arg \max_{\mathbf{w} \in \Delta_n} \frac{\mathbf{w}^\top \boldsymbol{\sigma}}{\sqrt{\mathbf{w}^\top \Sigma \mathbf{w}}} \quad (11)$$

minimizes (10), that is,

$$\min_{\mathbf{w} \in \Delta_n} \text{DQ}_\alpha^\rho(\mathbf{w} \odot \mathbf{X}) = \text{DQ}_\alpha^\rho(\mathbf{w}^* \odot \mathbf{X}) \quad (12)$$

for ρ being VaR or ES.

The optimization problem (11) is well studied in the literature, and the existence and uniqueness of the solution can be verified if Σ is invertible, see, e.g. Choueifaty and Coignard (2008). Note that the optimizer for problem (12) does not depend on the tail probability level α . It is straightforward to see that

$$\arg \min_{\mathbf{w} \in \Delta_n} \text{DR}^{\rho_\alpha}(\mathbf{w} \odot \mathbf{X}) = \arg \max_{\mathbf{w} \in \Delta_n} \frac{\mathbf{w}^\top \boldsymbol{\mu} + \mathbf{w}^\top \boldsymbol{\sigma} \rho_\alpha(Y)}{\mathbf{w}^\top \boldsymbol{\mu} + \sqrt{\mathbf{w}^\top \Sigma \mathbf{w}} \rho_\alpha(Y)},$$

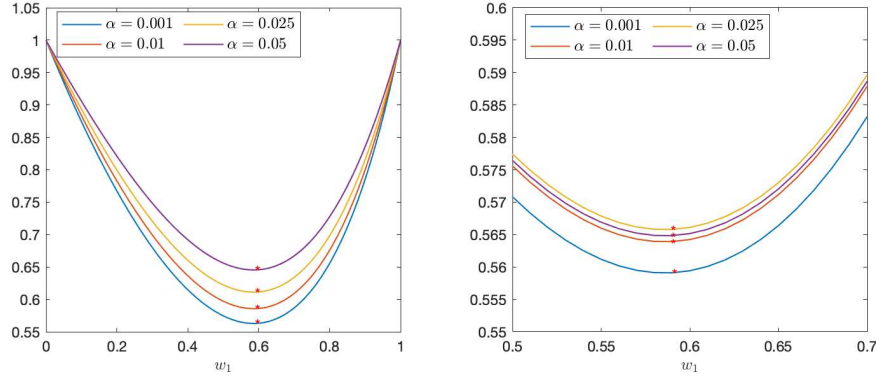
for ρ being VaR or ES and $Y \sim E_1(0, 1, \tau)$. This optimizer is the same as that of (12) if $\boldsymbol{\mu} = \mathbf{0}$. This shows that for centered elliptical models, optimizing DQ and optimizing DR are equivalent problems, both of which are further equivalent to optimizing DR based on SD (assuming it exists). This is intuitive as for a fixed τ , centered elliptical distributions are parameterized by their dispersion matrices.

Example 1. Assume that $\mathbf{X} \sim t(\nu, \boldsymbol{\mu}, \Sigma)$ where $\nu = 3$ and the dispersion matrix is given by

$$\Sigma = \begin{pmatrix} 1 & 0.5 \\ 0.5 & 2 \end{pmatrix}.$$

Clearly, DQ does not depend on $\boldsymbol{\mu}$. We show the curves of $\text{DQ}_\alpha^{\text{VaR}}(\mathbf{w} \odot \mathbf{X})$ and $\text{DQ}_\alpha^{\text{ES}}(\mathbf{w} \odot \mathbf{X})$ against the weight w_1 with various values of $\alpha = 0.001, 0.01, 0.025, 0.05$. It can be anticipated from (11) that although DQ depends on α , the optimizer does not. By solving (11), we get $w_1^* = 0.5860$ and $w_2^* = 0.4140$, which corresponds to the observations in Figure 5. Recall that $\text{DQ}_\alpha^{\text{ES}}$ is quite flat when α varies in Figure 3, and hence curves of $\text{DQ}_\alpha^{\text{ES}}(\mathbf{w} \odot \mathbf{X})$ look similar for different α .

Figure 5. Values of $\text{DQ}_\alpha^{\text{VaR}}(\mathbf{w} \odot \mathbf{X})$ and $\text{DQ}_\alpha^{\text{ES}}(\mathbf{w} \odot \mathbf{X})$ for $w_1 \in [0, 1]$



Next, we turn to the MRV model. The following result gives the limit of DQ of the portfolio $\mathbf{w} \odot \mathbf{X}$ where \mathbf{X} follows an MRV model. We only present the case of VaR, because $\text{VaR}_\alpha(X)/\text{ES}_\alpha(X) \rightarrow (\gamma - 1)/\gamma$ as $\alpha \downarrow 0$ for $X \in \text{RV}_\gamma$ with finite mean; see e.g., McNeil et al. (2015, p.154). In the proofs below, for any positive functions f and g , we write $f(x) \simeq g(x)$ as $x \rightarrow x_0$ to represent $\lim_{x \rightarrow x_0} f(x)/g(x) = 1$.

Proposition 3. Suppose that $\mathbf{X} \in \text{MRV}_\gamma(\Psi)$ and \mathbf{X} has positive joint density on the support of \mathbf{X} . Then, for $\mathbf{w} \in \Delta_n$,

$$\lim_{\alpha \downarrow 0} \text{DQ}_\alpha^{\text{VaR}}(\mathbf{w} \odot \mathbf{X}) = f(\mathbf{w}),$$

where $f(\mathbf{w}) = \eta_{\mathbf{w}} / \left(\sum_{i=1}^n w_i \eta_{\mathbf{e}_i}^{1/\gamma} \right)^\gamma$ and $\eta_{\mathbf{x}} = \int_{\Delta_n} (\mathbf{x}^\top \mathbf{s})^\gamma \Psi(d\mathbf{s})$ for $\mathbf{x} \in \mathbb{R}^n$.

Proof. If $\mathbf{X} \in \text{MRV}_\gamma(\Psi)$ with $\gamma \in (0, 1)$, we have (Lemma 2.2 of Mainik and Embrechts (2013))

$$\lim_{\alpha \downarrow 0} \frac{\text{VaR}_\alpha(\sum_{i=1}^n w_i X_i)}{\text{VaR}_\alpha(\|\mathbf{X}\|_1)} = \eta_{\mathbf{w}}^{1/\gamma},$$

and

$$\lim_{\alpha \downarrow 0} \sum_{i=1}^n \frac{w_i \text{VaR}_\alpha(X_i)}{\text{VaR}_\alpha(\|\mathbf{X}\|_1)} = \sum_{i=1}^n w_i \eta_{\mathbf{e}_i}^{1/\gamma},$$

where $\|\mathbf{X}\|_1 = \sum_{i=1}^n |X_i|$. As \mathbf{X} has positive joint density, VaR_α is continuous for $\sum_{i=1}^n w_i X_i$.

Then we have $\text{VaR}_{\alpha^*}(\sum_{i=1}^n w_i X_i) = \sum_{i=1}^n w_i \text{VaR}_{\alpha^*}(X_i)$. Thus, it follows that

$$\frac{\text{VaR}_\alpha(\sum_{i=1}^n w_i X_i)}{\text{VaR}_{\alpha^*}(\sum_{i=1}^n w_i X_i)} \rightarrow \frac{\eta_{\mathbf{w}}^{1/\gamma}}{\sum_{i=1}^n w_i \eta_{\mathbf{e}_i}^{1/\gamma}} \quad \text{as } \alpha \downarrow 0.$$

Since $\sum_{i=1}^n w_i X_i \in \text{RV}_\gamma$, for $c > 0$,

$$\frac{\text{VaR}_\alpha(\sum_{i=1}^n w_i X_i)}{\text{VaR}_{c\alpha}(\sum_{i=1}^n w_i X_i)} \simeq \left(\frac{1}{c}\right)^{-1/\gamma} \quad \text{as } \alpha \downarrow 0.$$

Let $c = \alpha^*/\alpha$, we have

$$\left(\frac{\alpha}{\alpha^*}\right)^{-1/\gamma} \rightarrow \frac{\eta_{\mathbf{w}}^{1/\gamma}}{\sum_{i=1}^n w_i \eta_{\mathbf{e}_i}^{1/\gamma}}.$$

Hence,

$$\text{DQ}_\alpha^{\text{VaR}}(\mathbf{w} \odot \mathbf{X}) = \frac{\alpha^*}{\alpha} \rightarrow \frac{\eta_{\mathbf{w}}}{\left(\sum_{i=1}^n w_i \eta_{\mathbf{e}_i}^{1/\gamma}\right)^\gamma}.$$

The desired result is obtained. \square

Proposition 3 allows us to approximately optimize $\text{DQ}_\alpha^{\text{VaR}}$ by minimizing $f(\mathbf{w})$. For $\mathbf{X} \in \text{MRV}_\gamma(\Psi)$ with $\gamma > 1$, by assuming $\Psi(\{\mathbf{x} \in \mathbb{R}^n : \mathbf{a}^\top \mathbf{x} = 0\}) = 0$ for any $\mathbf{a} \in \mathbb{R}^n$, which means that all components are relevant for the extremes of \mathbf{X} , the existence and uniqueness of $\mathbf{w}^* = \arg \min_{\mathbf{w} \in \Delta_n} f(\mathbf{w})$ are guaranteed. In fact, the existence of \mathbf{w}^* is due to the continuity of $f(\mathbf{w})$ and the compactness of Δ_n . To show uniqueness, we can rewrite the above minimization problem as

$$\min_{\mathbf{w} \in \Delta_n} \eta_{\mathbf{w}} \quad \text{s.t.} \quad \sum_{i=1}^d w_i \eta_{\mathbf{e}_i}^{1/\gamma} = 1.$$

Note that the set of constraints is compact and $\eta_{\mathbf{w}}$ is strictly convex, and hence \mathbf{w}^* is unique.

Example 2. Assume that Y_1 and Y_2 are iid following a standard t-distribution with $\nu > 1$ degrees of freedom. A random vector $\mathbf{X} = (X_1, X_2)$ is defined as

$$\mathbf{X} = A\mathbf{Y} \quad \text{with} \quad A = \begin{pmatrix} 1 & 0 \\ r & \sqrt{1-r^2} \end{pmatrix}.$$

The random vectors \mathbf{X} and \mathbf{Y} are not elliptically distributed. Using the results in Mainik and Embrechts (2013), we have

$$\frac{\eta_{\mathbf{w}}}{\eta_{1_1}} = (w_1 + w_2 r)^\nu + \left(w_2 \sqrt{1-r^2}\right)^\nu,$$

and

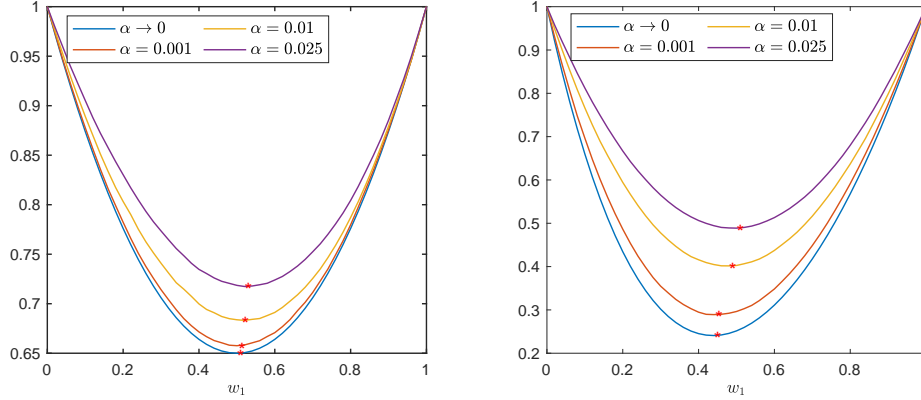
$$\frac{\eta_{\mathbf{w}}}{\eta_{1_2}} = \frac{(w_1 + w_2 r)^\nu + (w_2 \sqrt{1-r^2})^\nu}{r^\nu + \sqrt{1-r^2}^\nu}.$$

Hence,

$$f(\mathbf{w}) = \left(w_1 \left((w_1 + w_2 r)^\nu + (w_2 \sqrt{1-r^2})^\nu \right)^{-\frac{1}{\nu}} + w_2 \left(\frac{(w_1 + w_2 r)^\nu + (w_2 \sqrt{1-r^2})^\nu}{r^\nu + \sqrt{1-r^2}^\nu} \right)^{-\frac{1}{\nu}} \right)^{-\nu}.$$

Take $r = 0.3$. We show the curves of $\text{DQ}_\alpha^{\text{VaR}}(\mathbf{w} \odot \mathbf{X})$ against w_1 for $\alpha = 0.001, 0.01, 0.025$ and $\nu = 2, 4$. Also, we use $f(\mathbf{w})$ to approximate $\text{DQ}_\alpha^{\text{VaR}}(\mathbf{w} \odot \mathbf{X})$ as α tends to 0. From Figure 6, we can see that the optimizer w_1^* is converging to the one that maximizes $f(\mathbf{w})$ as α tends to 0.

Figure 6. Values of $DQ_{\alpha}^{\text{VaR}}(\mathbf{w} \odot \mathbf{X})$ with $\nu = 2$ (left) and $\nu = 4$ (right)



7 Conclusion

The DQs based on VaR and ES are investigated in this paper, following the theory of DQ in [Han et al. \(2022\)](#). In particular, for elliptical and MRV models, these DQs have simple forms. Comparisons between DQ and DR illustrate some attractive features of DQ. These results enhance the theory and applications of DQ.

We summarize some features below. (i) In cases of VaR and ES, DQs have simple formulas, in a way comparable to DRs. (ii) DQs based on VaR and ES take values in bounded intervals and have natural ranges of $[0, n]$ and $[0, 1]$, respectively. The special values 0, 1 and n which correspond to special dependence structures can be constructed. (iii) DQs based on VaR and ES for elliptical distributions and MRV models have convenient expressions and it can capture heavy tails in an intuitive way. (iv) Portfolio optimization for elliptical models boils down to a well-studied problem in the literature. For centered elliptical models, optimizing DQ and optimizing DR are equivalent problems.

We discuss some future directions for the research of DQ. As a potential alternative to ES, expectiles ([Bellini et al. \(2014\)](#)) have received increasing attention in the recent literature; indeed, they are the only elicitable coherent risk measures ([Ziegel \(2016\)](#)). It would be interesting to formulate DQ based on expectiles and investigate its properties that are different from DQ based on ES or VaR. As another interesting class of risk measures, the optimized certainty equivalents ([Ben-Tal and Teboulle \(2007\)](#)) are introduced from decision-theoretic criterion based on utility functions. It would be useful to construct DQ based on utility functions or optimized certainty equivalents and analyze the decision-theoretic implications of DQ.

Acknowledgements. The authors thank Fabio Bellini, Aleš Černý, An Chen, Jan Dhaene,

Paul Embrechts, Paul Glasserman, Pablo Koch-Medina, Dimitrios Konstantinides, Henry Lam, Jean-Gabriel Lauzier, Fabio Macherroni, Massimo Marinacci, Cosimo Munari, Alexander Schied, Qihe Tang, Stan Uryasev, Peter Wakker, and Zuoquan Xu for helpful comments and discussions on various issues of DQ. Liyuan Lin is supported by the Hickman Scholarship from the Society of Actuaries. Ruodu Wang is supported by the Natural Sciences and Engineering Research Council of Canada (RGPIN-2018-03823, RGPAS-2018-522590) and the Sun Life Research Fellowship.

References

- Artzner, P., Delbaen, F., Eber, J.-M. and Heath, D. (1999). Coherent measures of risk. *Mathematical Finance*, **9**(3), 203–228.
- BCBS (2019). *Minimum Capital Requirements for Market Risk. February 2019*. Basel Committee on Banking Supervision. Basel: Bank for International Settlements, Document d457.
- Bellini, F., Klar, B., Müller, A. and Rosazza Gianin, E. (2014). Generalized quantiles as risk measures. *Insurance: Mathematics and Economics*, **54**(1), 41–48.
- Ben-Tal, A. and Teboulle, M. (2007). An old-new concept of convex risk measures: The optimized certainty equivalent. *Mathematical Finance*, **17**(3), 449–476.
- Bignozzi, V., Mao, T., Wang, B. and Wang, R. (2016). Diversification limit of quantiles under dependence uncertainty. *Extremes*, **19**(2), 143–170.
- Bürgi, R., Dacorogna, M. M. and Iles, R. (2008). Risk aggregation, dependence structure and diversification benefit. In: *Stress testing for financial institutions, Riskbooks, Incisive Media, London*, 265–306.
- Chouefaty, Y. and Coignard, Y. (2008). Toward maximum diversification. *The Journal of Portfolio Management*, **35**(1), 40–51.
- Cui, H., Tan, K. S., Yang, F. and Zhou, C. (2022) Asymptotic analysis of portfolio diversification. *Insurance: Mathematics and Economics*. **106**, 302–325.
- Dhaene, J. and Denuit, M. (1999). The safest dependence structure among risks. *Insurance: Mathematics and Economics*, **25**(1), 11–21.
- EIOPA (2011). Equivalence assessment of the Swiss supervisory system in relation to articles 172, 227 and 260 of the Solvency II Directive, EIOPA-BoS-11-028.
- Embrechts, P., Klüppelberg, C. and Mikosch, T. (1997). *Modelling Extremal Events for Insurance and Finance*. Springer, Berlin.
- Embrechts, P., Lambrigger, D. and Wüthrich, M. (2009). Multivariate extremes and the aggregation of dependent risks: Examples and counter-examples. *Extremes*, **12**(2), 107–127.
- Embrechts, P., Liu, H. and Wang, R. (2018). Quantile-based risk sharing. *Operations Research*, **66**(4), 936–949.
- Embrechts, P., Puccetti, G., Rüschendorf, L., Wang, R. and Beleraj, A. (2014). An academic response to Basel 3.5. *Risks*, **2**(1), 25–48.

- Embrechts, P., Wang, B. and Wang, R. (2015). Aggregation-robustness and model uncertainty of regulatory risk measures. *Finance and Stochastics*, **19**(4), 763–790.
- Emmer, S., Kratz, M. and Tasche, D. (2015). What is the best risk measure in practice? A comparison of standard measures. *Journal of Risk*, **18**(2), 31–60.
- Föllmer, H. and Schied, A. (2016). *Stochastic Finance. An Introduction in Discrete Time*. Fourth Edition. Walter de Gruyter, Berlin.
- Han, X., Lin, L. and Wang, R. (2022). Diversification quotients: Quantifying diversification via risk measures. *arXiv*: 2206.13679.
- Gneiting, T. (2011). Making and evaluating point forecasts. *Journal of the American Statistical Association*, **106**(494), 746–762.
- Ibragimov, R., Jaffee, D. and Walden, J. (2011). Diversification disasters. *Journal of Financial Economics*, **99**(2), 333–348.
- Koumou, G. B. and Dionne, G. (2022). Coherent diversification measures in portfolio theory: An axiomatic foundation. *Risks*, **10**(11), 205.
- Li, H. and Wang, R. (2022). PELVE: Probability equivalent level of VaR and ES. *Journal of Econometrics*, <https://doi.org/10.1016/j.jeconom.2021.12.012>.
- Liu, P., Schied, A. and Wang, R. (2021). Distributional transforms, probability distortions, and their applications. *Mathematics of Operations Research*, **46**(4), 1490–1512.
- Mainik, G. and Embrechts, P. (2013). Diversification in heavy-tailed portfolios: Properties and pitfalls. *Annals of Actuarial Science*, **7**(1), 26–45.
- Mainik, G. and Rüschendorf, L. (2010). On optimal portfolio diversification with respect to extreme risks. *Finance and Stochastics*, **14**(4), 593–623.
- Markowitz, H. (1952). Portfolio selection. *Journal of Finance*, **7**(1), 77–91.
- McNeil, A. J., Frey, R. and Embrechts, P. (2015). *Quantitative Risk Management: Concepts, Techniques and Tools*. Revised Edition. Princeton, NJ: Princeton University Press.
- Puccetti, G. and Wang R. (2015). Extremal dependence concepts. *Statistical Science*, **30**(4), 485–517.
- Rockafellar, R. T., Royset, J. O. and Miranda, S. I. (2014). Superquantile regression with applications to buffered reliability, uncertainty quantification, and conditional value-at-risk. *European Journal of Operational Research*, **234**(1), 140–154.
- Tasche, D. (2007). Capital allocation to business units and sub-portfolios: The Euler principle. *arXiv*: 0708.2542.
- Wang, B. and Wang, R. (2016). Joint mixability. *Mathematics of Operations Research*, **41**(3), 808–826.
- Wang, R. and Zitikis, R. (2021). An axiomatic foundation for the Expected Shortfall. *Management Science*, **67**(3), 1413–1429.
- Ziegel, J. F. (2016). Coherence and elicibility. *Mathematical Finance*, **26**(4), 901–918.