

Stability switching in Lotka–Volterra and Ricker–type predator–prey systems with arbitrary step size

Shamika Kekulthotuwage Don¹, Kevin Burrage^{1,2}, Kate Hemlstedt^{1,2},
Pamela Burrage^{1,2}

¹ *School of Mathematical Sciences, Queensland University of Technology, Brisbane, Australia*

² *Centre for Data Science, Queensland University of Technology, Brisbane, Australia*

March 3, 2023

Abstract

Dynamical properties of numerically approximated discrete systems may become inconsistent with those of the corresponding continuous–time system. We present a qualitative analysis of the dynamical properties of two species Lotka–Volterra and Ricker–type predator–prey systems under discrete and continuous settings. By creating an arbitrary time discretisation, we obtain stability conditions that preserve the characteristics of continuous–time models and their numerically approximated systems. Here, we show that even small changes to some of the model parameters may alter the system dynamics unless an appropriate time discretisation is chosen to return similar dynamical behaviour observed in the corresponding continuous–time system. We also found similar dynamical properties of the Ricker–type predator–prey systems under certain conditions. Our results demonstrate the need for preliminary analysis to identify which dynamical properties of approximated discretised systems agree or disagree with the corresponding continuous–time systems.

Keywords: ecological models, Jacobian matrix, stability conditions, time discretisation, step size

1 Introduction

Population density variations of interacting species in ecosystems are modelled as discrete–time systems. Difference equations, which consider time in discrete form (such as the Ricker model [21]) are often applied in ecological modelling to predict new values from those evaluated at a previous discrete time step. Our study is motivated by the dynamical properties of discrete systems with arbitrary step size. We begin with mentioning a simple Ricker–type predator–prey system in discrete form, with unit time step, given by

$$\begin{aligned} N(t+1) &= N(t)e^{r(1-\frac{N(t)}{K})-\alpha P(t)} \\ P(t+1) &= P(t)e^{\alpha\gamma N(t)-c}, \end{aligned} \tag{1}$$

where $N(t)$ and $P(t)$ denote the prey and predator population at time t respectively, r is the rate of prey population increase, K is prey carrying capacity, α is the predator attack rate, γ is the conversion rate of eaten prey to sustenance for the predators and c is the predator starvation rate in absence of prey [3, 22]. The parameters r, K, α, γ and c are real and positive constants. The system (1) has been used to calculate the annual population densities after a time step of one year [3]. To support our investigations, we extend the Ricker–type model with arbitrary step size, which is given by

$$\begin{aligned} N(t+h) &= N(t) \left(1 + h \left(e^{X(t)} - 1 \right) \right) \\ P(t+h) &= P(t) \left(1 + h \left(e^{Y(t)} - 1 \right) \right), \end{aligned} \tag{2}$$

where

$$\begin{aligned} X(t) &= r\left(1 - \frac{N(t)}{K}\right) - \alpha P(t) \\ Y(t) &= \alpha\gamma N(t) - c \end{aligned} \quad (3)$$

and h is a constant step size. The system (2) is the generalised version of (1) that considers the unit increments as a parameter such that the system (2) is the same as system (1) if $h = 1$.

In this paper, we also look into another popular population model, the model of Lotka–Volterra. The generalised version of the discrete Lotka–Volterra model is given by

$$\begin{aligned} N(t+h) &= N(t) (1 + hX(t)) \\ P(t+h) &= P(t) (1 + hY(t)), \end{aligned} \quad (4)$$

where h is the discrete step size. In both forms of generalised discrete systems, the step size h plays a critical role by permitting the users to choose appropriate time discretisation for each model. We observe that these generalized discrete systems incorporating an arbitrary fixed step size are forward Euler’s approximations of the respective continuous–time systems.

Beyond the step size selections, the robustness of model parameters is critical, however, it is often a source of uncertainty in models based on real data. A slight variation of model parameters may change the equilibria and directly affect the system stability and robustness of solutions of the system [8, 11, 24]. If the parameters are estimated from data, lack of information and the inability to collect sufficient real–world data in ecological systems can lead to an imprecise set of model parameters [9]. Therefore, investigating a suitable set of parameters that agrees with the selection of stable or unstable dynamics is essential when constructing population models, especially in approximating continuous–time systems.

In addition, discrete systems derived from first principles have common proprieties as the discretised approximations of the continuous–time systems if some conditions are satisfied. The correspondence between the discrete–time model and the continuous–time model is the discrete mapping where step size is treated as a parameter. This builds a platform to link both discrete and continuous systems to analyse further the interaction between step size h and the model parameters that affect the model performance and stability.

Following the idea of parameterising the step size, [14] has derived the stability properties for the continuous–time Lotka–Volterra type predator–prey system with scaled model parameters, and showed unstable and stable population dynamics for derived conditions in step size selections (see [6, 12] for similar studies for Lotka–Volterra type predator–prey models). To the best of our knowledge, no study has investigated the dynamic inconsistency under arbitrary step size for the Ricker–type ordinary differential equation(ODE) predator–prey model [4], given by

$$\begin{aligned} N'(t) &= N(t) (e^{X(t)} - 1) \\ P'(t) &= P(t) (e^{Y(t)} - 1). \end{aligned} \quad (5)$$

Hence, we study the required conditions for stable and unstable population dynamics of ODE system (5) and their discretised system (2) with generalised step size. Consequently, the results identify similar or different dynamical properties of approximated discrete systems compared to the corresponding continuous–time model.

We perform a comparable study on qualitative analysis of the stability properties of a commonly used continuous–time population model, a logistic growth Lotka–Volterra type predator–prey system [27]

$$\begin{aligned} N'(t) &= N(t)X(t) \\ P'(t) &= P(t)Y(t). \end{aligned} \quad (6)$$

Here, the prey population is influenced by prey natural growth, prey restricted growth in terms of prey carrying capacity, and prey death caused by predator attacks. The predator abundance is governed by population growth due to predation and natural death, respectively. We indicate that the generalised Lotka–Volterra model (4) is the approximated discrete system of the continuous–time ODE model (6).

The dynamical properties of predator–prey systems of continuous–time models have been studied extensively in the literature (see examples at [25, 1, 17]), but the factors that can perturb the dynamical properties (e.g. stabilising or destabilising the system) has not been fully analysed for discrete approximations of continuous–time systems. We will fill the gap of identifying the constraints that deliver similar or different dynamical properties of two continuous–time models and their approximated discrete system in terms of arbitrary step size under parameter space. More precisely, we derive the stability properties of discrete systems associated with corresponding continuous–time models such that the interconnection of these two systems is purely observable. The comparison of both approximated (discrete) and actual (continuous) systems reveals the conditions that must be satisfied by the time discretisation. Our study also highlights the importance of the changes in (some) model parameters that direct the system to have stable or unstable population dynamics. Therefore, our work contributes to choosing the best–suited step size for a particular discrete–time system and helps to understand stabilising and destabilising factors of the continuous system and approximated discretised system under parameter space.

This paper is organised as follows. In Section 2, a qualitative study to construct stability constraints is carried out through a Jacobian analysis of the discrete systems followed by that of the continuous systems. In Section 3, we derive the dynamical properties of discrete systems connected to the continuous–time systems and investigate the conditions that lead the system solutions to become stable in terms of selecting suitable sets of model parameters and determining the effects of the step size in time discretisation. We then demonstrate population dynamics to justify our theoretical findings through numerical simulations in Section 4.

2 Equilibrium stability and dynamics

To understand the interconnection of dynamical properties in generic discretised systems with continuous–time systems under arbitrary step size, we investigate the equilibrium points and the possible stable states of all Ricker–type and Lotka–Volterra systems mentioned in this paper. We first examine the system dynamics at the fixed points of the generalised discrete systems (2) and (4).

In order to develop stability conditions for discrete systems, first consider the fixed point iteration formulation of a nonlinear map:

$$\chi(t+h) = F(\chi(t)), \quad (7)$$

where $\chi(t) \in \mathbb{R}^m$ and F has a Lipschitz condition. A point η is said to be a fixed point satisfying $\eta = F(\eta)$ where F is a map such that $F : I \rightarrow I$ and I is a region in \mathbb{R}^m . It is proven that the fixed point η is asymptotically stable if there exists a norm such that

$$||J_F|| < 1, \quad (8)$$

where J_F is the Jacobian matrix of the discrete system evaluated at η [2]. Since we consider two dimensional systems we have the following characterisations at η in terms of the two eigenvalues λ_1 and λ_2 of the Jacobian matrix of the iterated map:

- (i) $|\lambda_i| < 1$, $i = 1, 2$; a sink, locally asymptotically stable
- (ii) $|\lambda_i| > 1$, $i = 1, 2$; a source
- (iii) one of $|\lambda_i| > 1$ and other $|\lambda_i| < 1$, $i = 1, 2$; a saddle
- (iv) one of $|\lambda_i| = 1$ and other $|\lambda_i| \neq 1$, $i = 1, 2$; non–hyperbolic.

Note that our investigation is based on this eigenvalue classification. Also, we can get flip, saddle and Hopf bifurcations when we traverse the boundaries of different stability domains.

The equilibrium points for the Ricker–type and Lotka–Volterra discrete models can be obtained by solving

$$\begin{aligned} N(t+h) &= N(t) \\ P(t+h) &= P(t) \end{aligned} \quad (9)$$

for N and P . For the generalised Ricker-type discrete model, (9) implies $X(t) = Y(t) = 0$ and this also holds for the discrete Lotka–Volterra model, (4). The fixed points of both the discrete formulations of the generalised Ricker-type discrete model and the discrete Lotka–Volterra model ((2) and (4), respectively) are the same, namely, $E_1 \equiv (0, 0)$, $E_2 \equiv (K, 0)$ and $E_3 \equiv \left(\frac{c}{\alpha\gamma}, \frac{r}{\alpha} \left(1 - \frac{c}{K\alpha\gamma}\right)\right)$. Further, these are the same equilibrium points obtained for the continuous time models since the same condition $X(t) = Y(t) = 0$ was satisfied, and we use the same notation. We denote the Jacobians of discrete maps in (2) and (4) by \widehat{J}_R and \widehat{J}_{LV} , respectively. Then some analysis gives, after omitting the dependence on t ,

$$\widehat{J}_R = \begin{bmatrix} 1 + h \left(e^X - 1 - \frac{r}{K} N e^X \right) & -\alpha N h e^X \\ \alpha\gamma P h e^Y & 1 + h (e^Y - 1) \end{bmatrix}$$

and

$$\widehat{J}_{LV} = \begin{bmatrix} 1 + h \left(X - \frac{r}{K} N \right) & -\alpha h N \\ \alpha\gamma h P & 1 + h Y \end{bmatrix}.$$

By using Jacobians, we derive the connection of the stability properties of the discrete systems to their respective ODE systems in the next section.

We then classify the equilibria of the continuous-time models (5) (Ricker-type) and (6) (Lotka–Volterra) based on the stability since unstable and stable equilibria behave differently in population dynamics. Both systems (5) and (6) have fixed points, namely $E_1 \equiv (0, 0)$, $E_2 \equiv (K, 0)$ and $E_3 \equiv \left(\frac{c}{\alpha\gamma}, \frac{r}{\alpha} \left(1 - \frac{c}{K\alpha\gamma}\right)\right)$. Then the Jacobian matrix of (5) is

$$J_R = \begin{bmatrix} e^X - 1 - \frac{r}{K} N e^X & -\alpha N e^X \\ \alpha\gamma P e^Y & e^Y - 1 \end{bmatrix}$$

and the Jacobian matrix for (6) is

$$J_{LV} = \begin{bmatrix} X - \frac{r}{K} N & -\alpha N \\ \alpha\gamma P & Y \end{bmatrix}.$$

We observe similar stability properties for both ODE models even though the Jacobian matrices are different. The Jacobian matrices evaluated at $E_1 = (0, 0)$ are

$$J_R|_{E_1} = \begin{bmatrix} e^r - 1 & 0 \\ 0 & e^{-c} - 1 \end{bmatrix} \text{ and } J_{LV}|_{E_1} = \begin{bmatrix} r & 0 \\ 0 & -c \end{bmatrix}.$$

Thus the eigenvalues at E_1 are

$$\begin{aligned} \lambda_R|_{E_1} &= \{e^r - 1, e^{-c} - 1\} \\ \lambda_{LV}|_{E_1} &= \{r, -c\} \end{aligned} \tag{10}$$

where λ_R and λ_{LV} are eigenvalues for the system (5) and (6), respectively. E_1 is unstable for both models regardless of any choices of parameter values since it is a saddle point such that one eigenvalue is positive and one is negative. This means that the population never returns to E_1 after a small deviation of the population variation.

The Jacobian matrices evaluated at $E_2 = (K, 0)$ are

$$J_R|_{E_2} = \begin{bmatrix} -r & -K\alpha \\ 0 & e^{\alpha\gamma K - c} - 1 \end{bmatrix} \text{ and } J_{LV}|_{E_2} = \begin{bmatrix} -r & -K\alpha \\ 0 & \alpha\gamma K - c \end{bmatrix}$$

and so

$$\begin{aligned} \lambda_R|_{E_2} &= \{-r, e^\theta - 1\} \\ \lambda_{LV}|_{E_2} &= \{-r, \theta\} \end{aligned} \tag{11}$$

where $\theta = \alpha\gamma K - c$. The θ value indicates a condition to determine the properties of eigenvalues. Therefore, investigations for stability properties are presented in terms of θ where appropriate. Then, E_2 is asymptotically stable for both models if the parameters satisfy $\theta < 0$ (i.e. $\alpha\gamma K < c$)

since both eigenvalues are then real and negative. This means that if there is a small deviation of the population densities away from E_2 , both prey and predators can return to prey-carrying capacity ($N = K$) and no predators, respectively. This implies that the prey population can be sustained by reaching its maximum carrying capacity without having predators in the ecosystem even if a small number of predators return, or prey experiences high mortality. Moreover, this case shows the predator-prey existence under low predator populations where their ability to survive through food availability is determined by $K < \frac{c}{\alpha\gamma}$. On the other hand, for both models, E_2 is an unstable saddle point if $\theta > 0$, and if $\theta = 0$ E_2 is a non-hyperbolic point where the system dynamics depends on the nonlinear terms of the model equations since it cannot be predicted from the eigenvalue analysis of the Jacobian matrix.

The Jacobian matrices evaluated at $E_3 = \left(\frac{c}{\alpha\gamma}, \frac{r}{\alpha} \left(1 - \frac{c}{K\alpha\gamma}\right)\right)$ are

$$J_R|_{E_3} = J_{LV}|_{E_3} = \begin{bmatrix} -\frac{rc}{\alpha\gamma K} & -\frac{c}{\gamma} \\ r\gamma \left(1 - \frac{c}{\alpha\gamma K}\right) & 0 \end{bmatrix},$$

and since these Jacobian matrices are the same for both ODE models we obtain identical results for stability analysis. The eigenvalues calculated for E_3 satisfy the characteristic polynomial

$$\lambda^2 + T\lambda + D = 0 \quad (12)$$

where $T = \frac{rc}{\alpha\gamma K}$ and $D = c(r - T) = \theta T$. Thus,

$$\lambda_R|_{E_3} = \lambda_{LV}|_{E_3} = \{\lambda_1, \lambda_2\} \quad (13)$$

where $\lambda_j = \frac{-T \pm \sqrt{T^2 - 4D}}{2} = \frac{-T \pm \sqrt{T(T - 4\theta)}}{2}$, $j = \{1, 2\}$. Note that if $T \in (0, 4\theta)$, the imaginary component for the continuous-time models is $\frac{\sqrt{T(T - 4\theta)}}{2}i$ and the larger the imaginary component the more oscillatory are the dynamics (Note the maximum imaginary component occurs when $T = 2\theta$). The system stability status at a particular equilibrium point can be observed by looking at the sign of the eigenvalues and whether they are real or complex. We can conclude that E_3 is asymptotically stable if

$$\theta > 0, \quad (14)$$

with oscillatory dynamics if $T \in (0, 4\theta)$, and E_3 is an unstable saddle point if $\theta < 0$. E_3 is the only non-trivial equilibrium point that has positive populations for both prey and predators. Note that if $\theta = 0$ we can have a non-hyperbolic property.

3 Deriving connections of dynamical properties in discrete and continuous systems

The connections between discrete systems and ODE systems are derived under arbitrary step size. Stability analysis for the discrete-time systems is simplified using derivations from the respective ODE systems where necessary. These stability constraints are observed through a Jacobian analysis, and the factors that could affect system dynamics are analyzed through variations of model parameters and by defining a particular range of step size.

We observe that

$$\widehat{J_R} = I + hJ_R$$

and

$$\widehat{J_{LV}} = I + hJ_{LV}.$$

Hence $\lambda(\widehat{J_R}) = 1 + h\lambda(J_R)$ and $\lambda(\widehat{J_{LV}}) = 1 + h\lambda(J_{LV})$, where the eigenvalues of J_R and J_{LV} are given in (10), (11) and (13). Thus from the eigenvalue analysis, we have locally asymptotic stability for discrete mappings if $|1 + h\lambda(J_R)| < 1$ and similarly for $\lambda(J_{LV})$. In the case that $\lambda(J_R), \lambda(J_{LV}) < 0$ this lead to $-h\lambda(J_R) < 2$ and $-h\lambda(J_{LV}) < 2$. Therefore, depending on the step size and the eigenvalues of the continuous-time system, new conditions exist in discretised systems for stable population dynamics.

From the eigenvalue classification, E_1 is not asymptotically stable but there is a saddle point if $h(1 - e^{-c}) < 2$ or $0 < hc < 2$ for Ricker-type and Lotka-Volterra discrete maps, respectively. For $\theta < 0$, E_2 is asymptotically stable for the Ricker-type discrete model, if $h < \left\{ \frac{2}{r}, \frac{2}{1-e^\theta} \right\}$, and for the discrete Lotka-Volterra model, if $h < \left\{ \frac{2}{r}, \frac{-2}{\theta} \right\}$. Furthermore, if $\theta = 0$ and $h \neq \frac{2}{r}$, E_2 is non-hyperbolic for both models. For $\theta < 0$, E_2 is a saddle point for the Ricker-type discrete model if one of the following conditions holds

- (i) $\theta < -r$ and $\frac{2}{r} < h < \frac{2}{1-e^\theta}$,
- (ii) $\theta > -r$ and $\frac{2}{r} > h > \frac{2}{1-e^\theta}$.

For $\theta < 0$, E_2 is a saddle point for the Lotka-Volterra discrete model if one of the following conditions hold

- (i) $\theta < \ln(1 - r)$ and $\frac{2}{r} < h < \frac{-2}{\theta}$,
- (ii) $\theta > \ln(1 - r)$ and $\frac{2}{r} > h > \frac{-2}{\theta}$.

In the case of the fixed point E_3 , we can classify the stability associated with the two cases if the eigenvalues of J_R and J_{LV} are given as λ_1 and λ_2 . From (12), the eigenvalues satisfy $\lambda^2 + T\lambda + D = 0$ where $T = \frac{rc}{\alpha\gamma K}$ and $D = c(r - T) = \theta T$. For $\theta > 0$,

- (i) if λ_1 and λ_2 are real and negative where $\lambda_1 = \lambda_2$ then E_3 is asymptotically stable if

$$h < \frac{T}{4}.$$

This happens only if $T = 4\theta$.

- (ii) if both λ_1 and λ_2 are real and negative where $\lambda_1 \neq \lambda_2$ then E_3 is asymptotically stable if the step size satisfies

$$h < \left\{ -\frac{2}{\lambda_1}, -\frac{2}{\lambda_2} \right\}.$$

This happens if $T - 4\theta > 0$.

- (iii) if both λ_1 and λ_2 are complex conjugate eigenvalues, say $a \pm ib$, then from the above $a^2 + b^2 = D = \theta T$ and $T = -2a$. This occurs when $T - 4\theta < 0$. With these complex eigenvalues, the population dynamics lead to oscillations with time. Then the bound for the step size is

$$h < \left\{ \frac{-2a}{a^2 + b^2} \right\} = \frac{T}{D} = \frac{1}{\theta}. \quad (15)$$

This can only happen if $0 < 1 + hT(h\theta - 1)$. Note that if $h = \frac{1}{\theta}$ then both eigenvalues have magnitude one.

For $\theta < 0$, say $\lambda_1 > 0$ and $\lambda_2 < 0$, then E_3 is non-hyperbolic if $h = -\frac{2}{\lambda_2}$. For $\theta = 0$, E_3 is non-hyperbolic if $h \neq \frac{2}{T}$.

Table 1: Stability status for discrete and continuous Ricker-type (RK) and Lotka-Volterra (LV) models where $E_1 \equiv (0, 0)$, $E_2 \equiv (K, 0)$, $E_3 \equiv \left(\frac{c}{\alpha\gamma}, \frac{r}{\alpha} \left(1 - \frac{c}{K\alpha\gamma}\right)\right)$, and λ_1, λ_2 are eigenvalues of E_3 calculated from (13).

Stability	Model	E_1		E_2	
		Discrete	Continuous	Discrete	Continuous
Asym. stable	RK	-	-	if $\theta < 0$ and $h < \{\frac{2}{r}, \frac{2}{1-e^\theta}\}$	if $\theta < 0$
	LV	-	-	if $\theta < 0$ and $h < \{\frac{2}{r}, -\frac{2}{\theta}\}$	as above
Non- hyperbolic	RK	if $h = \frac{2}{1-e^{-c}}$	-	if $\theta = 0, h \neq \frac{2}{r}$ if $\theta < 0, h = \frac{2}{1-e^\theta}, h \neq \frac{2}{r}$ if $h = \frac{2}{r}, \theta \neq 0, \theta \neq \ln(1-r)$	if $\theta = 0$
	LV	if $h = \frac{2}{c}$	-	if $\theta = 0, h \neq \frac{2}{r}$ if $\theta < 0, h = -\frac{2}{\theta}, \theta \neq 0, \theta \neq -r$ if $h = \frac{2}{r}, \theta \neq 0, \theta \neq -r$	as above
Saddle	RK	if $h < \frac{2}{1-e^{-c}}$	always a saddle point	if $\theta < 0, \theta < -r, \frac{2}{r} < h < \frac{2}{1-e^\theta}$ if $\theta < 0, \theta > -r, \frac{2}{r} > h > \frac{2}{1-e^\theta}$ if $\theta > 0, h < \{\frac{2}{r}, \frac{2}{1-e^\theta}\}$	if $\theta > 0$
	LV	if $h < \frac{2}{c}$	always a saddle point	if $\theta < 0, \theta < \ln(1-r), \frac{2}{r} < h < -\frac{2}{\theta}$ if $\theta < 0, \theta > \ln(1-r), \frac{2}{r} > h > -\frac{2}{\theta}$	as above
Stability	Model	E_3			
		Discrete		Continuous	
Asym. stable	RK	if $\theta > 0, T = 4\theta, 0 < h < \frac{T}{4}$ if $\theta > 0, T - 4\theta > 0, h < \{-\frac{2}{\lambda_1}, -\frac{2}{\lambda_2}\}$ if $\theta > 0, T - 4\theta < 0, h < \frac{1}{\theta}, 0 < 1 + hT(h\theta - 1)$		if $\theta > 0$	
	LV	as above		as above	
Non- hyperbolic	RK	if $\theta > 0, T - 4\theta > 0, h = -\frac{2}{\lambda_i}, h \neq -\frac{2}{\lambda_j}, i \neq j, i, j = \{1, 2\}$ if $\theta < 0, h = -\frac{2}{\lambda_2}, \lambda_2 < 0, \lambda_1 > 0$ if $\theta = 0, h \neq \frac{2}{T}$		if $\theta = 0$	
	LV	as above		as above	
Saddle	RK	if $\theta > 0, T - 4\theta > 0, -\frac{2}{\lambda_i} < h < -\frac{2}{\lambda_j}, i \neq j, i, j = \{1, 2\}$		if $\theta < 0$	
	LV	as above		as above	

Overall, the stability constraints are different in continuous-time models and their corresponding discrete systems. A summary of the stability analysis of all eigenvalues for the Ricker-type and Lotka-Volterra discrete and continuous-time models are given in Table 1. Stability criteria evaluated at equilibrium point E_3 are similar for both Lotka-Volterra and Ricker-type models. At equilibrium point E_2 , the stability conditions are similar for both models under continuous-time setting only, and different otherwise. We consider the case (iii) when $\theta > 0$ for further simulations since it is a stable spiral where the population returns to a steady state, E_3 . Thus, additional constraints are required for stable population dynamics in approximated discrete systems than the continuous-time system (which is $\theta > 0$). Therefore, the model dynamics of approximated discrete systems depends on the selected step size and (some) model parameters. We will use (15) to observe the stability with different step sizes and ranges of model parameters in the next section.

4 Numerical results

We present a numerical simulation study for the Lotka–Volterra and Ricker–type discrete systems to illustrate the theoretical findings discussed in Section 3. The stability condition (15), where the discrete systems become stable at E_3 , are demonstrated for some parameter ranges and step sizes. The impact of model parameter variations on the system that changes the model dynamics are then investigated through a few examples. This numerical study clearly demonstrates the changes to the population over time in the long–term scale.

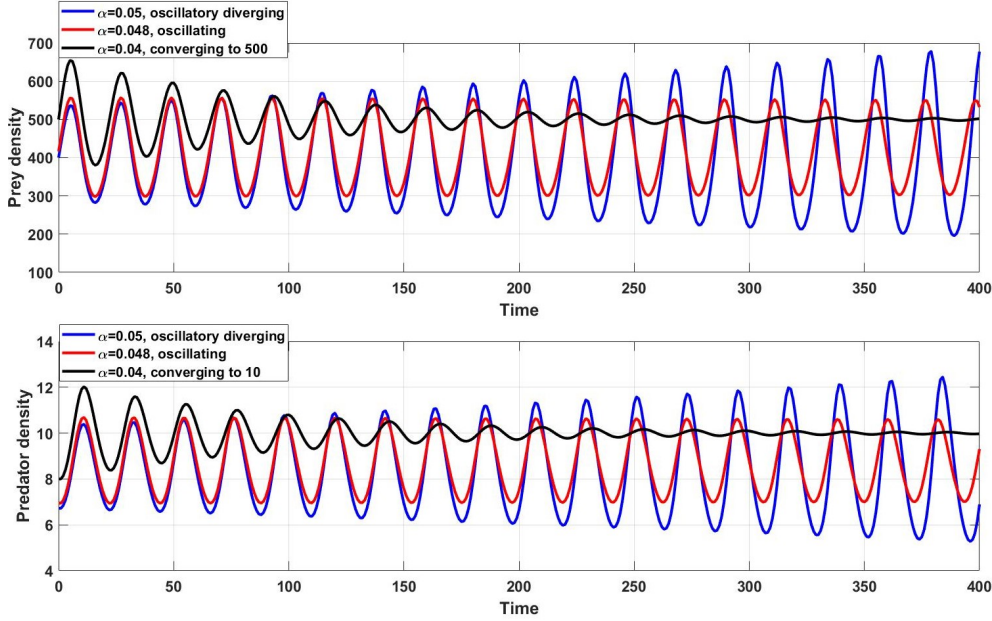


Figure 1: Three different dynamics of discrete Ricker–type system (1) with slightly varying α where $K = 2500$, $\gamma = 0.01$, $c = 0.2$ and $r = 0.5$. For different $\alpha = \{0.05, 0.048, 0.04\}$ values, predator–prey populations are diverging, seeming to converge, and converging, respectively. Here, the system (1) is derived for a unit step size, which is similar to the system (2) when $h = 1$.

We observed that some parameters impact the system dynamics and can stabilise or destabilise the populations if the time discretisation is fixed. In our discrete–time models, model stability is governed by the parameters α, γ, K, c and r according to the derivation of (15) given that the step size h is fixed. We first observe the stability condition (15) for discrete systems at unit step size, $h = 1$ by assigning the parameter values described in [3], where $\alpha = 0.05$, $\gamma = 0.01$, $K = 2500$, $c = 0.2$, $r = 0.5$, then, $\theta = \alpha\gamma K - c = \frac{21}{20}$, $T = \frac{rc}{\alpha\gamma K} = \frac{2}{25}$. Then (15) specifies stability for step size

$$h < \frac{20}{21},$$

where $\theta > 0$, $T - 4\theta < 0$ and $1 + hT(h\theta - 1) > 0$. In this case, since the eigenvalues are complex, the size of the imaginary component of the eigenvalue evaluated at equilibrium point E_3 is $\frac{\sqrt{206}}{50}$. For this choice of parameters with step size $h = 1$, the system is not asymptotically stable at E_3 since annual discretisation does not satisfy $h < \frac{20}{21}$. Thus, the system dynamics diverge while oscillating around the equilibrium point E_3 (blue curves in Figure 1). If now, $\alpha = 0.048$ with the other parameters the same and a one year step size $h = 1$, then the system may not become asymptotically stable since $\theta = 1$, $T - 4\theta < 0$ and $1 + hT(h\theta - 1) > 0$. In this case, the condition for stability in equation (15) is violated, $h = \frac{1}{\theta} = 1$. The populations seem to be converging to E_3 , but oscillate around E_3 , (red curves in Figure 1). If $\alpha = 0.04$ and $h = 1$ with the other parameters the same, then $\theta = \alpha\gamma K - c = \frac{1}{20} > 0$, $T - 4\theta < 0$ and $1 + hT(h\theta - 1) > 0$, thus, $h < \frac{1}{\theta}$ and the condition (15) is true for this case. Therefore, the populations converge to $E_3 = (500, 10)$, see the black curves in Figure 1. Thus, there is considerable sensitivity to the choice of parameters and hence to the step size which controls the dynamics of the model.

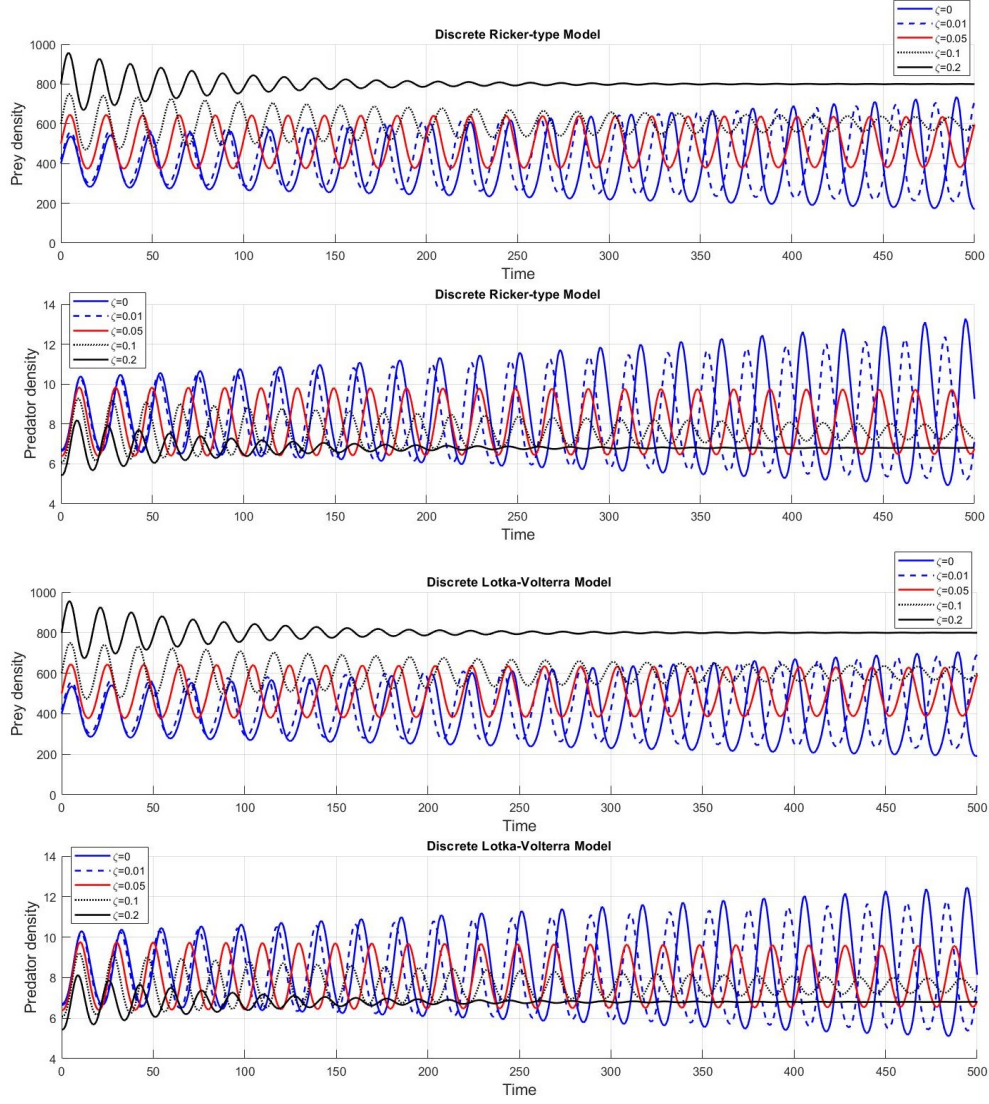


Figure 2: Different predator–prey dynamics of discrete Ricker–type and Lotka–Volterra models with slightly varying parameter c as $c + \zeta$ by $\zeta = \{0, 0.01, 0.05, 0.1, 0.2\}$ values where $h = 1$, $K = 2500$, $\gamma = 0.01$, $\alpha = 0.05$, $c = 0.2$ and $r = 0.5$.

Moreover, if we choose $c = 0.25 + \epsilon$, rather than $c = 0.2$ as previously, where ϵ is a small positive value and the other parameters are as in [3] then

$$\theta = \alpha\gamma K - c = \frac{25}{20} - \frac{5}{20} - \epsilon = 1 - \epsilon$$

and so (15) gives

$$h < \frac{1}{1 - \epsilon}.$$

Then for the step size $h = 1$, the condition (15) is true such that the system generates populations that converge to the fixed points (except for $\epsilon = 0$). Therefore, if the step size is fixed, a small deviation of a model parameter or specific parameters that define model stability can make dramatic changes in population dynamics.

Returning to the case of $c = 0.2$, we varied c by $c + \zeta$ for the step size $h = 1$ where ζ is a small positive constant value. The numerical results of population densities over time in Figure 2 confirm the stability conditions developed for discrete models as in equation (15). For small values of ζ near zero, populations are oscillatory diverging, see the blue curves in Figure 2. A special dynamics is observed for $\zeta = 0.05$ (red curves in Figure 2), in which case $c = 0.25$ and corresponds to the case of $\zeta = 0$ studied previously. Fixed point convergence is observed for $\zeta = \{0.1, 0.2\}$ which satisfy the stability condition in (15), see the black curves in Figure 2. The population dynamics according to the small changes of the parameter c shows how critical the

sensitivity of the parameters is. This is valid for other parameters that affect the stability of the discrete model, in our case α, γ, K, c and r . Moreover, the numerical simulations of the discrete models support the developed analytical results in discrete systems.

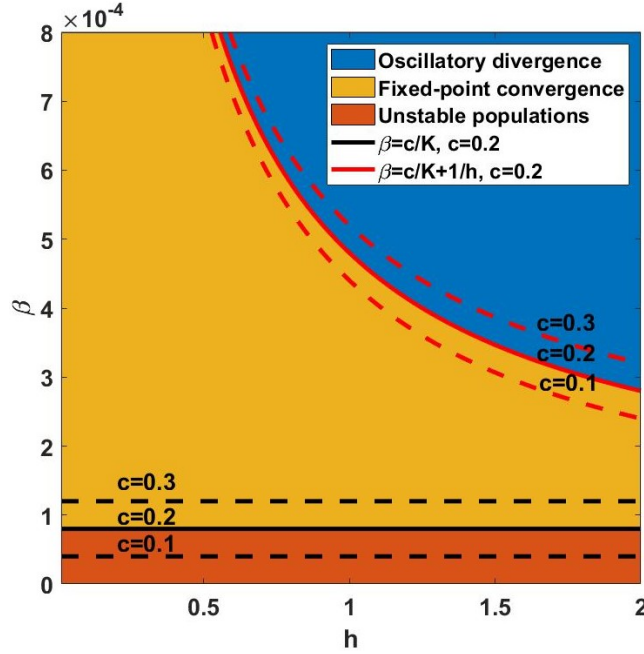


Figure 3: Stability regions of discrete Ricker-type model and discrete Lotka-Volterra model where h is the step size, $\beta = \alpha\gamma$, $K = 2500$ and $r = 0.5$. The fixed-point convergence region is bounded by $\beta = \frac{c}{K} + \frac{1}{h}$ and $\beta = \frac{c}{K}$, and boundary changes are marked in red and black lines for different $c = \{0.1, 0.2, 0.3\}$. Here, h is an independent variable and β is calculated accordingly. If β is known, the step size can be chosen to achieve the required stability status. Note that the stability regions are coloured for $c = 0.2$, as represented in solid lines, and boundary shifting movements are displayed for $c = 0.1$ and $c = 0.3$ as represented in dashed lines.

Figure 3 shows the fixed-point convergent region (yellow) for $\beta \in [0, 8 \times 10^{-4}]$ where $\beta = \alpha\gamma$. Therefore, parameter c has different boundaries for converging populations and preserving positive predator populations as demonstrated in the red and black curves of Figure 3, respectively.

Special dynamics of the system (1) is observed when $\alpha = 0.048$ that is on the upper bound of the fixed-point converging region (red curves in Figure 1). The black curves in Figure 1 represent the converging predator and prey densities to their fixed points as the α is chosen from the yellow region of Figure 3. If α is chosen from the oscillatory divergence region, predator-prey densities tend to oscillate continuously and increase in amplitude, see the blue curves in Figure 1.

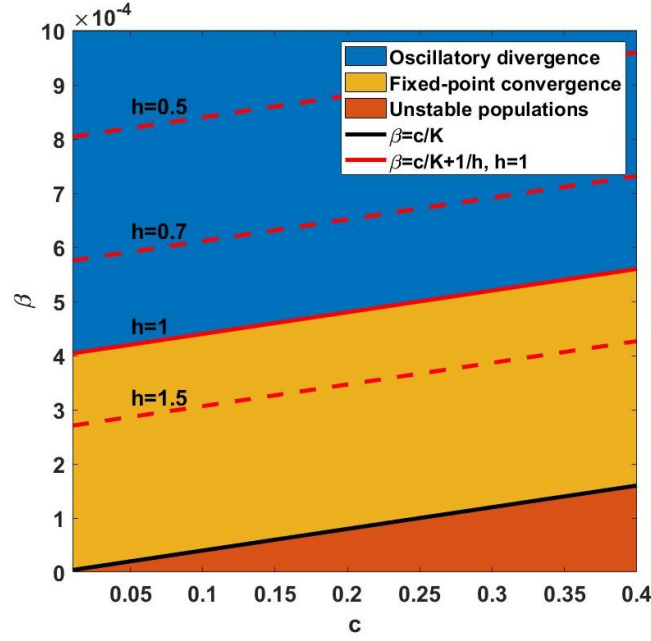


Figure 4: Expansion of fixed point convergence region with decreased step size (h) for discrete Ricker-type model and discrete Lotka–Volterra model where $\beta = \alpha\gamma$, $K = 2500$ and $r = 0.5$. The fixed-point convergence region is bounded by $\beta = \frac{c}{K} + \frac{1}{h}$ and $\beta = \frac{c}{K}$, $\forall h > 0$. Here, c is the independent variable and β is calculated accordingly. For $h = 1$, the stability regions are coloured, and upper and lower boundaries of fixed-point region are plotted for $\beta = \frac{c}{K} + 1$ and $\beta = \frac{c}{K}$, as displayed in solid red and black lines, respectively. The upper boundary of fixed-point region moves upward with decreasing step size, $h = 1.5$, $h = 0.7$ and $h = 0.5$, and these upper boundary shifting movements are marked as red-dashed lines. Note that the lower boundary of fixed-point convergence region is valid for any h .

On the other hand, from the theoretical analysis, we observed that the dynamical properties of the approximated discrete systems depends on a suitable time discretisation if the model parameters are fixed. As a guide to select a suitable step size h with the required stability property, the impacts of variable step sizes are then investigated. Thus, different upper bounds on h exist for the fixed point convergent regions (see Figure 4). The fixed-point convergence region becomes larger for small step sizes. Figure 4 indicates that larger step sizes are more likely to show oscillatory divergence. Populations become more stable and converge to the equilibrium point if the step size is small. This generates a time discretisation (into small time intervals) where the discrete systems behave more closely to the continuous systems. Certainly, to preserve the characteristics in numerical simulations, this idea supports the small step size recommendation in Euler’s scheme, since it is a first-order method [7]. These results lead to selecting suitable values for the step size in terms of preserving the required stability states when approximating discrete systems to respective continuous systems. On the other hand, if the step size is too small then on larger systems, the simulations may take a very long time to run, especially over large time intervals.

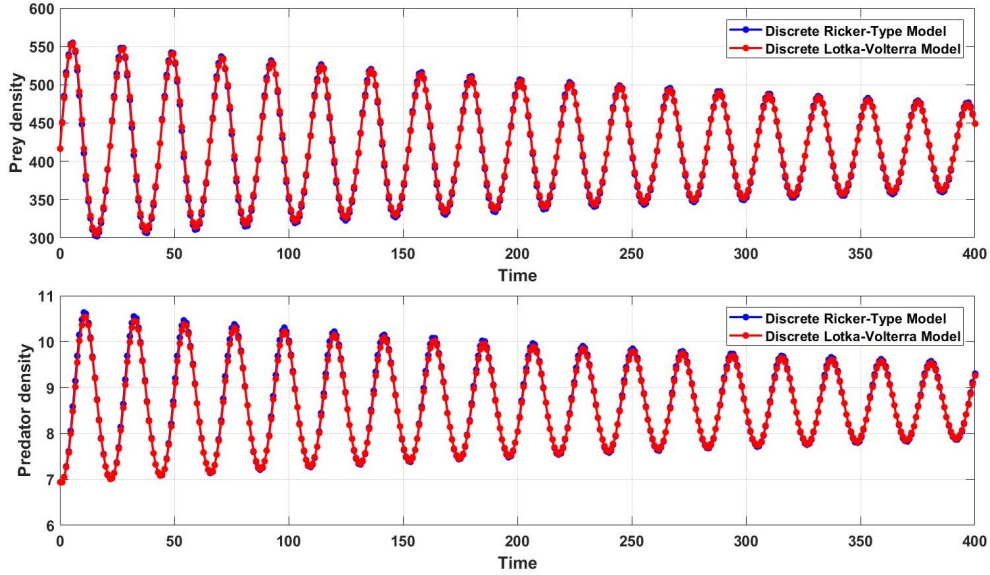


Figure 5: Special behaviour of predator–prey populations for Ricker–type and Lotka–Volterra discrete models if $h = \frac{1}{\theta} = \frac{20}{21}$, where $K = 2500$, $\gamma = 0.01$, $\alpha = 0.05$, $c = 0.2$ and $r = 0.5$. Predator–prey populations seems to converge to a fixed point at the beginning, however, after a long–time, the populations oscillate around the fixed point. Note that this exceptional case occurs only at the upper bound of the fixed–point convergence region.

Even though the model structures of the discrete Ricker–type and Lotka–Volterra models are different, the derived stability conditions for these models are similar in some cases. We examine the frequency plots of the population dynamics for both models with different step sizes. The red and blue curves in Figure 5 provide evidence of the special behaviour when $\theta = \alpha\gamma K - c = 21/20$ (with $h = \frac{1}{\theta}$). These curves have a similar pattern that converges to a fixed point at a later time. The continuously converging pattern of these curves show similar characteristics of the fixed–point convergence at the beginning, and from the long–time observations, the populations never approach fixed points. Therefore, this is an exceptional case that behaves as an upper bound for the fixed–point convergence region.

In summary, the stability criteria for the continuous–time models depend only on the model parameters defined by θ , however, when the continuous–time models are discretised through numerical approximations, the stability criteria depend on the step size along with (some) model parameters. Therefore, the dynamical properties of the original ODE systems are different from the respective discretised systems with the same parameter values unless a suitable step size is defined. To get a better understanding of the model dynamics, the discretised systems should be thoroughly investigated under an eigenvalue analysis to identify suitable step sizes that agree with model parameters. In real predator–prey systems, a prior knowledge of the system behaviour enhances the understanding of the factors that stabilise or destabilise the populations over time. If the parameters are estimated from a data set, this type of theoretical study provides a detailed analysis for selecting a suitable numerical simulation method that discretises the time component with a step size.

5 Discussion

We have investigated the stability of the population dynamics of a Ricker–type and Lotka–Volterra discrete and continuous–time population models. Based on the Jacobian analysis, important constraints are generated to identify the stability regions of the discrete systems. The generalised discrete systems can be viewed as the Euler numerical scheme of the approximate solution of the continuous–time models. The discretised solution may or may not have the same properties as observed in the original continuous–time model. Therefore, a qualitative analysis of the model dynamics in both the original continuous–time model and the relevant discretised system

is essential when modelling to inform ecological decisions. We showed that the two models have similar conditions to stabilise the system depending on the constraints as in Table 1. This novel work increases the understanding of the similar behaviours of two structurally different predator–prey models, in a nonlinear setting.

The derived stability properties for continuous–time and approximated discrete–time solutions are different at each equilibrium point. Therefore, choosing a suitable time discretisation depends on the stability criteria that is determined by the dynamical properties. We assume the populations in real ecosystems coexist at, or move to, a stable–state which is E_3 with asymptotic stability. Therefore, selecting a suitable time discretisation is essential to approximate the respective continuous–time system if the model parameters are given.

We highlighted the significance of understanding the choices of model parameters that impact the stability of the system. Some parameters need to be verified carefully due to the strong effect on system dynamics such as the parameters determined by θ . Small changes in these parameters lead to large deviations in population count when the step size of the time discretisation is fixed (e.g. one year). A prior analysis on the impact of selecting a suitable time discretisation that is relevant to selected parameter sets is essential for a better performance of the models. We also numerically showed that the small changes in parameter values and step sizes stabilise or destabilise the system and form different dynamics in population densities.

As we observed, parameter values can change the stability conditions of the model and result in abrupt dynamical behaviour in well–formulated ecological systems. The factors that lead to the system becoming unstable could be useful in deciding population management plans for unstable populations. For the model parameters evaluated from a data set, a qualitative study that determines the stable or unstable dynamical properties is essential to understand the population dynamics. A long–term stability analysis is required as some systems need population density variations over a long time duration due to long–term impacts on populations. The effects of individual choices of parameters or suitable sets of parameters to preserve the stability of the systems must agree with an appropriate time discretisation in discretised systems.

We recommend performing a qualitative analysis on the dynamics of the desired approximation (discretised system) to identify the conflicts between actual (continuous–time model) and approximated systems. Not limited to comparing the dynamical properties of approximated and actual systems under fixed parameter space, choosing a suitable step size also depends on the accuracy of the desired numerical approximation tool, such as the order of accuracy in numerical schemes [10]. For some cases, the established non–standard numerical approximations (e.g.[19]) are suitable to answer the dynamic inconsistencies in approximated systems. Some discrete approximations generated through non–standard discretisation methods behave as the original ODE system and dynamic consistency is independent of the chosen step size [13, 23].

Our results on the Ricker–type discrete model are consistent with the stabilisation that has been found in [22]. However, the discrete model stability analysis that shows the significance of dynamical properties over the parameter space goes beyond previous studies on investigating the stabilising and destabilising factors defined in [5, 18]. Besides, our results increase the understanding of how to select a suitable step size for the given model parameters under discrete settings, and when implementing a continuous–time model through numerical simulations.

We restricted our simulations to investigate the conditions that affect the system stability of population models. We carried out a theoretical study on classifying stability conditions for the discrete and continuous time models under consideration. Our numerical results are limited to demonstrate the properties only at E_3 . We focused only on the Euler numerical scheme to generate discretised systems from continuous–time models, however, other time discretisation methods could be considered. We showed that the stability of the discretised model depends on the selected step size if the model parameters are fixed. There are non–standard discretisation methods of nonlinear ODEs to preserve the dynamic consistency regardless of the selection of the step size [23, 19]. We note that this is not a complete study of the dynamics of discrete mapping. For example from (7), we note $\chi(t + 2h) = F(\chi(t + h)) = F(F(\chi(t)))$. Hence, we can study the fixed points of $F \circ F$ and the ensuing dynamics would lead to period two dynamics, depending on the nature of the map F . The two models will have different dynamics in this regard. The theories on limit cycles and bifurcation analysis [20, 26, 16] were not considered,

but, this could be seen through our numerical simulations. Of course, this can be generalised to period dynamics of any integer order and potentially lead to chaotic dynamics (of iteration of the logistic map).

The demonstrated stability analysis can be applied to other forms of two species continuous-time and discrete-time population models in returning more complex dynamical systems such as controlling species, functional responses, time delay and the Allee effect. Our work can be extended to study the dynamics of three or more species systems [15] and to understand the stabilising and destabilising factors before obtaining the model outcomes.

Finally, this work has implications in uncertainty quantification. In this setting, populations of models (with the same structure but different parameter sets) are constructed based on these models satisfying a set of common outputs. If there is sensitivity of the dynamics to the parameters, as is the case here, then this can make the process of uncertainty quantification also sensitive.

Author contributions

All authors contributed equally.

Funding

K.J.H. acknowledges support from the Australian Research Council Fellowship DE200101791.

Abbreviations

The following abbreviations are used in this manuscript:

ODE Ordinary Differential Equations

References

- [1] A. S. Ackleh and P. L. Salceanu. Competitive exclusion and coexistence in an n -species Ricker model. *Journal of biological dynamics*, 9(sup1):321–331, 2015. doi: 10.1080/17513758.2015.1020576.
- [2] K. T. Alligood, T. D. Sauer, and J. A. Yorke. Two-dimensional maps. *Chaos: An Introduction to Dynamical Systems*, pages 43–104, 1996. doi: 10.1007/0-387-22492-0.2.
- [3] P. W. J. Baxter, J. L. Sabo, C. Wilcox, M. A. McCarthy, and H. P. Possingham. Cost-effective suppression and eradication of invasive predators. *Conservation Biology*, 22(1): 89–98, 2008. doi: 10.1111/j.1523-1739.2007.00850.x.
- [4] F. Brauer, C. Castillo-Chavez, and C. Castillo-Chavez. *Mathematical models in population biology and epidemiology*, volume 2. Springer, 2012.
- [5] Q. Din. Dynamics of a discrete Lotka-Volterra model. *Advances in Difference Equations*, 2013(1):95, 2013. doi: 10.1186/1687-1847-2013-95.
- [6] Q. Din. Stability, bifurcation analysis and chaos control for a predator-prey system. *Journal of Vibration and Control*, 25(3):612–626, 2019. doi: 10.1177/1077546318790871.
- [7] D. Efimov, A. Polyakov, and A. Aleksandrov. Discretization of homogeneous systems using Euler method with a state-dependent step. *Automatica*, 109:108546, 2019. doi: 10.1016/j.automatica.2019.108546.

- [8] Y. Enatsu, Y. Nakata, Y. Muroya, G. Izzo, and A. Vecchio. Global dynamics of difference equations for SIR epidemic models with a class of nonlinear incidence rates. *Journal of Difference Equations and Applications*, 18(7):1163–1181, 2012. doi: 10.1080/10236198.2011.555405.
- [9] K. E. Hines, T. R. Middelndorf, and R. W. Aldrich. Determination of parameter identifiability in nonlinear biophysical models: A Bayesian approach. *Journal of General Physiology*, 143(3):401–416, 2014. doi: 10.1085/jgp.201311116.
- [10] M. A. Islam et al. A comparative study on numerical solutions of initial value problems (IVP) for ordinary differential equations (ODE) with Euler and Runge Kutta methods. *American Journal of computational mathematics*, 5(03):393, 2015. doi: 10.4236/ajcm.2015.53034.
- [11] D. Jana. Chaotic dynamics of a discrete predator–prey system with prey refuge. *Applied Mathematics and Computation*, 224:848–865, 2013. doi: 10.1016/j.amc.2013.09.001.
- [12] H. Krivine, A. Lesné, and J. Treiner. Discrete-time and continuous-time modelling: some bridges and gaps. *Mathematical Structures in Computer Science*, 17(2):261–276, 2007. doi: 10.1017/S0960129507005981.
- [13] P. Leslie. A stochastic model for studying the properties of certain biological systems by numerical methods. *Biometrika*, 45(1-2):16–31, 1958.
- [14] X. Liu and D. Xiao. Complex dynamic behaviors of a discrete-time predator–prey system. *Chaos, Solitons & Fractals*, 32(1):80–94, 2007. doi: 10.1016/j.chaos.2005.10.081.
- [15] R. Luís and E. Rodrigues. Local stability in 3D discrete dynamical systems: Application to a Ricker competition model. *Discrete Dynamics in Nature and Society*, 2017, 2017. doi: 10.1155/2017/6186354.
- [16] R. Luis, S. Elaydi, and H. Oliveira. Stability of a Ricker-type competition model and the competitive exclusion principle. *Journal of Biological Dynamics*, 5(6):636–660, 2011. doi: 10.1080/17513758.2011.581764.
- [17] H. Merdan. Stability analysis of a Lotka–Volterra type predator–prey system involving allee effects. *The ANZIAM Journal*, 52(2):139–145, 2010. doi: 10.1017/S1446181111000630.
- [18] H. Merdan and O. Duman. On the stability analysis of a general discrete-time population model involving predation and allee effects. *Chaos, Solitons & Fractals*, 40(3):1169–1175, 2009. doi: 10.1016/j.chaos.2007.08.081.
- [19] R. E. Mickens. Dynamic consistency: a fundamental principle for constructing nonstandard finite difference schemes for differential equations. *Journal of Difference Equations and Applications*, 11(7):645–653, 2005. doi: 10.1080/10236190412331334527.
- [20] S. S. Rana. Chaotic dynamics and control in a discrete-time predator-prey system with Ivlev functional response. *Network Biology*, 10(2):45–61, 2020.
- [21] W. E. Ricker. Handbook of computations for biological statistics of fish populations. *Bulletin 119 of the Fisheries Research Board of Canada, Ottawa*, 119:300, 1958.
- [22] J. L. Sabo. Stochasticity, predator–prey dynamics, and trigger harvest of nonnative predators. *Ecology*, 86(9):2329–2343, 2005. doi: 10.1890/04-1152.
- [23] H. Seno. A discrete prey–predator model preserving the dynamics of a structurally unstable Lotka–Volterra model. *Journal of Difference Equations and Applications*, 13(12):1155–1170, 2007. doi: 10.1080/10236190701464996.
- [24] X. Wang, J. Cheng, and L. Wang. A reinforcement learning-based predator-prey model. *Ecological Complexity*, 42:100815, 2020. doi: 10.1016/j.ecocom.2020.100815.

- [25] W. Windarto and E. Eridani. On modification and application of Lotka–Volterra competition model. In *AIP Conference Proceedings*, volume 2268, page 050007. AIP Publishing LLC, 2020. doi: 10.1063/5.0017242.
- [26] A. Yousef. Stability and further analytical bifurcation behaviors of Moran–Ricker model with delayed density dependent birth rate regulation. *Journal of Computational and Applied Mathematics*, 355:143–161, 2019. doi: 10.1016/j.cam.2019.01.012.
- [27] J. Zhao. Complexity and chaos control in a discrete-time Lotka–Volterra predator–prey system. *Journal of Difference Equations and Applications*, 26(9-10):1303–1320, 2020. doi: 10.1080/10236198.2020.1825702.