
FRAUD’S BARGAIN ATTACK: GENERATING ADVERSARIAL TEXT SAMPLES VIA WORD MANIPULATION PROCESS

Mingze Ni

School of Computer Science
University of Technology Sydney
15 Broadway, Ultimo, Sydney
mingze.ni@student.uts.edu.au

Zhensu Sun

School of Information Science and Technology
ShanghaiTech University
393 Middle Huaxia Road, Shanghai
sunzhs@shanghaitech.edu.cn

Wei Liu

School of Computer Science
University of Technology Sydney
15 Broadway, Ultimo, Sydney
wei.liu@uts.edu.au

ABSTRACT

Recent studies on adversarial examples expose vulnerabilities of natural language processing (NLP) models. Existing techniques for generating adversarial examples are typically driven by deterministic heuristic rules that are agnostic to the optimal adversarial examples, a strategy that often results in attack failures. To this end, this research proposes Fraud’s Bargain Attack (FBA) which utilizes a novel randomization mechanism to enlarge the search space and enables high-quality adversarial examples to be generated with high probabilities. FBA applies the Metropolis-Hasting sampler, a member of Markov Chain Monte Carlo samplers, to enhance the selection of adversarial examples from all candidates proposed by a customized stochastic process that we call Word Manipulation Process (WMP). WMP perturbs one word at a time via insertion, removal or substitution in a contextual-aware manner. Extensive experiments demonstrate that FBA outperforms the state-of-the-art methods in terms of both attack success rate and imperceptibility.

Keywords Textual Attacks, Adversarial Learning , Evasion Attacks, Natural Language Processing , Text Classifiers

1 Introduction

AI-based models on text data have been broadly applied to many real-world applications, but they are surprisingly fragile. By adding maliciously crafted typos, words, and letters to the input, attackers can significantly downgrade a model’s performance [47]. Such manipulated inputs are defined as adversarial examples [49]. The increasing existence of adversarial examples exposes thrilling concerns in AI models’ understanding and security.

A textual attack on an NLP model is a process for generating adversarial perturbations. According to the attack strategy, textual attacks can be categorized to character-level attack [17, 39], word-level attack [1, 19] and sentence-level attack [18]. For character-level attacks, the attacker can manipulate characters to mislead the model [7]. However, such a mechanism leads to misspelled words, which can be easily detected and then corrected by spelling checks. Sentence-level attacks are achieved by inserting new sentences, replacing sentence pieces with their paraphrases, or even changing the structure of original sentences, but they usually lead to human incomprehensible sentences [9]. To this end, an increasing number of researchers have focused on word-level attacks because it achieves better performance in attacking and imperceptibility than character-level and sentence-level attacks. Generally, attackers perform word-level attacks by replacing the original word from the input with another heuristically selected one [51]. However, existing methods mostly focus on making substitutions while there exists very limited work that utilizes insertion and removal of words [10, 50, 26]. Moreover, there exists no prior work that can use a combination of all word substitution, insertion,

and removal strategies in the formation of the attacks. This shortage of study leads to a limited search space for adversarial examples and restricts the performance of the attacks. Besides, most algorithms calculate a word importance rank (WIR) and launch attacks according to a preset number of perturbed words (NPW) from the top of WIR. The major drawback of this approach is the difficulty of presetting the NPW since the optimal NPW varies with different target texts. Moreover, there are different ways to define WIR, such as probability-weighted word saliency (PWWS) ranking [38] and ranks for drops of classifiers' predictions and transformer logits [26]. Furthermore, these WIR-based methods are not effective in achieving imperceptibility, as they may cause modifications that change the semantics of the original sentences.

To address the above problems, in this research we propose an attacking algorithm, Frauds' Bargain attack (FBA), which generates adversarial candidates by a stochastic process that takes into all the strategies of word substitution, insertion, and removal into account. We call this stochastic process Word Manipulation Process (WMP), where an enhanced selection of the adversarial candidates is made through a customized acceptance probability from the Metropolis-Hasting (MH) algorithm [53], while minimizing the deviation from the original sentences' semantics. Intuitively, WMP proposes a malicious adversarial candidate which is not necessary but has the potential to be an adversarial example, then MH algorithm works as an experienced 'fraud' to select these candidates according to an acceptance probability which statistically evaluates these candidates' quality measured by a customized adversarial distribution.

Compared with most literature attacks, FBA has two outstanding advantages: **a large search space** and **an adaptive setting of NPW**. Instead of perturbing the input texts only with word substitutions, FBA can generate adversarial examples by manipulating words in the input text through insertion, substitution, and deletion. Besides, different from WIR, WMP selects the attacked position stochastically by a customized word distribution, with which it is possible for every word in the context to be chosen according to its importance. More word manipulation operations and attacked positions provide a significantly larger searching domain, which is theoretically expected to generate more effective adversarial examples than literature. In addition, we regulate the MH sampler with the imperceptibility of the attacks and minimal deviations from the original semantics. In this way, the NPW, usually preset in previous studies, can be adaptive to different input texts, an approach that can achieve much successful attacks.

Our main contributions in this work are as follows:

- We design a stochastic process, Word Manipulation Process (WMP), which creates a large search space for adversarial candidates by taking word insertion, removal, and substitution into account of the stochastic processes.
- We propose a highly effective adversarial attack method, Fraud's Bargain Attack (FBA), which applies Metropolis-Hasting (MH) algorithm to construct an acceptance probability and use it to adaptively select high-quality adversarial candidates generated by WMP. The use of the acceptance probability helps our attack method jump out of the local optima and generate solutions closer to the global optima.
- We evaluate our attack method on real-world public datasets. Our results show that methods achieved the best performance in terms of both attack success, semantics preservation and sentence quality.

This research is an extensively extended version of our AAAI 2023 student abstract paper [33]. The additional contributions to this paper are as follows:

- We extensively revised the introduction section (Section 1) with motivation for our work. Importantly, we specifically explain the challenges solved by the proposed method FBA.
- We improved the related work section (Section 2) by adding recently published related work that was unavailable at the time of conference submission. Moreover, we have expanded the existing related with more explanations and their working methodology.
- Sections 4 and 5, which are our proposed methodology section, are extended by more details (including more mathematical and theoretical explanations) of the proposed method. We introduced a new theoretic merit in Theorem 1 with mathematical proof to illustrate the theoretical merits of the FBA in Section 3. In addition, this paper includes two new pseudo codes for illustrating the workflow of the FBA. All of the content is not available in the conference version of the paper.
- To evaluate the performance, we introduce three additional metrics compared with the conference version in the experiment section. To evaluate the imperceptibility, we introduce the modification rate, and we also utilize the perplexity and grammar error rates to measure the sentence quality in terms of fluency and grammar correctness. Our results show that our FBA still achieved the best performance with these three newly proposed metrics.
- To further investigation and analysis, we conducted extensive experiments on target attacks, transferring attacks and a potential way to defence the adversarial attacks, adversarial retraining. Experimental results indicate our

method FBA attains the best performance among the solid baselines. All of these extensive experiments are not included in the conference version.

- To give a more intuitive description of our generated adversarial examples, we include generated adversarial examples by our methods and all baselines. These examples are shown in Tables 6, 8 and 9.
- We provide new code for the reproducibility of our extended experiments¹.

The rest of this paper is structured as follows. We first review adversarial attacks for NLP models and the applications of Markov Chain Monte Carlo (MCMC) methods to NLP models in Section 2. To further detail the MCMC, we will detail the formulation and properties of MCMC in Section 3. Then we detail our proposed method in Section 4 and 5. We evaluate the performance of the proposed method through empirical analysis in Section 6. We conclude the paper with suggestions for future work in Section 7.

2 Related Work

In this section, we provide a review of the literature on word-level textual attacks and MCMC sampling in NLP.

2.1 Word-level Attacks to Classifiers

Word-level attacks pose non-trivial threats to NLP models by locating the important words and manipulating them for targeted or untargeted purposes. With the help of an adopted fast gradient sign method (FGSM) [11], Papernot [34] was the first one to generate word-level adversarial examples to classifiers. Notably, while the textual data is naturally discrete and more perceptible than image data, many gradient-based textual attacking methods inherited from computer vision are not effective enough, which leaves textual attack a challenging problem. Alzantot [1] transferred the domain of adversarial attacks to an optimization problem by formulating a customized objective function. With genetic optimization, they succeed in generating the adversarial examples by sampling the qualified genetic ‘son’ generations that break out the encirclement of the semantic threshold. However, the genetic algorithm can be low efficient. Since word embedding space is sparse, performing natural selection for languages in such a space can be computationally expensive. Jia [19] proposed a faster version of Alzantot’s adversarial attacks by shrinking the search space, which accelerates the process of evolving in genetic optimization. Although Jia has greatly reduced the computational expense of genetic-based optimization algorithms, searching or optimizing algorithms on the word embedding space, such as GloVe [36] and Word2Vect [28], are still not efficient enough.

To ease the searching process, embedding-based algorithms have to use a counter-fitting method to post-process attacker’s vectors to ensure the semantic constraint [31]. Compared with the word embedding method, utilizing well-organized linguistic thesaurus, e.g., synonym-based WordNet [29] and sememe-based HowNet [6], is a simple and easy implementation. Ren [38] sought synonyms based on WordNet synsets and ranked word replacement order via probability-weighted word saliency (PWWS). Zang [50] and Yang [47] both manifested that the sememe-based HowNet can provide more substitute words via the Particle Swarm Optimization (PSO) and an adaptive monotonic heuristic search to determine which group of words should be attacked. In addition, some recent studies utilized masked language model (MLM), such as BERT [4] and RoBERTa [27], to generate contextual perturbations [26, 10]. The pre-trained MLM can ensure the predicted token fit in the sentence grammar correctly but is unable to preserve semantics.

2.2 Markov Chain Monte Carlo in NLP

Markov chain Monte Carlo (MCMC) [5], a statistically generic method for approximate sampling from an arbitrary distribution, can be applied in a variety of field, such as optimization [40], machine learning [8], quantum simulation [13] and icing models [15]. The main idea is to generate a Markov chain whose equilibrium distribution is equal to the target distribution [22]. There exist various algorithms for constructing chains, including the Gibbs sampler, reversible jump algorithm [12], and Metropolis-Hasting algorithm [53]. Aiming to get models with capabilities of reading, deciphering, and making sense of human languages, NLP researchers apply MCMC to many downstream tasks, such as text generation, sentimental analysis, and name entity recognition.

For text generation, Kumagai [23] propose a probabilistic text generation model which generates human-like text by inputting semantic syntax and some situational content. Since human-like text requests grammatically correct word alignment, they employed Monte Carlo Tree Search to optimize the structure of the generated text. In addition, Harrison [14] presents the application of MCMC for generating a story, in which a summary of movies is produced by applying recurrent neural networks (RNNs) to summarize events and directing the MCMC search toward creating stories that

¹<https://github.com/MingzeLucasNi/FBA>

satisfy genre expectations. For sentimental analysis, Kang [20] applies the Gibbs sampler to the Bayesian network, a network of connected hidden neurons under prior beliefs, to extract the latent emotions. Specifically, they apply the Hidden Markov models to a hierarchical Bayesian network and embed the emotions variables as the latent variable of the Hidden Markov model. To accelerate the training speed of name entity recognition models, Sameer [44] proposes an adaptive MCMC sampling scheme for a graphical NLP model. They demonstrate that the proposed sampler can sample a set of latent variables which are asymptotic to the original transition distribution. The proposed sampler converges more quickly than gradient-based optimization from their experiments, and the sampled latent variables can represent the critical name entities.

3 Preliminaries

Markov chain Monte Carlo methods create samples from a continuous random variable, with probability density proportional to a known function [12]. By constructing a Markov chain that has the target distribution as its equilibrium distribution, one can obtain a sample of the target distribution by recording states from the chain. The more samples that are generated, the more closely the distribution of the sample that matches the actual target distribution. Metropolis Hasting (MH) sampler [43], from which MCMC methods originate, applies the following setting: suppose that we wish to generate samples from an arbitrary multidimensional probability density function (PDF):

$$f(\mathbf{x}) = \frac{p(\mathbf{x})}{\mathcal{Z}}, \quad (1)$$

where $p(\mathbf{x})$ is a known positive function and \mathcal{Z} is a known or unknown normalizing constant. Let $q(\mathbf{y}|\mathbf{x})$ be a proposal or instrumental density: a Markov transition density describing how to go from state \mathbf{x} to \mathbf{y} . The MH algorithm is based on the following "trial-and-error" strategy by defining an acceptance probability $\alpha(\mathbf{y}|\mathbf{x})$ as follows:

$$\alpha(\mathbf{y}|\mathbf{x}) = \min \left\{ \frac{f(\mathbf{y})q(\mathbf{x}|\mathbf{y})}{f(\mathbf{x})q(\mathbf{y}|\mathbf{x})}, 1 \right\} \quad (2)$$

which decides whether the new state \mathbf{y} is accepted or rejected. To be more specific, we sample a random variable u from a Uniform distribution ranging from 0 to 1, $u \sim \text{Unif}(0, 1)$, and if $u < \alpha(\mathbf{x}, \mathbf{y})$ then \mathbf{y} is accepted as the new state, otherwise the chain remains at \mathbf{x} . The fact that the equilibrium distribution of the MH Markov Chain is equal to the target distribution is guaranteed by the local/detailed balance equation.

A good property of the MH sampler is that in order to evaluate the accept rate $\alpha(\mathbf{x}, \mathbf{y})$, it is only necessary to know the positive function $q(\mathbf{y}|\mathbf{x})$, which is also known as kernel density. In addition, the efficiency of the MH sampler depends on the choice of the transition density function $q(\mathbf{y}|\mathbf{x})$. Ideally, $q(\mathbf{y}|\mathbf{x})$ should be "close" to $f(\mathbf{y})$, with respect to \mathbf{x} .

4 Word Manipulation Process

In this section, we detail the Word Manipulation Process (WMP) for generating adversarial candidates. The strategy for selecting the generated candidates shall be explained in the next section. Let $D = \{(x_1, y_1), (x_2, y_2), \dots, (x_m, y_m)\}$ denote a dataset with m data samples, where x and y are the input text and its corresponding class. The victim classifier F learns from text space to class space through a categorical distribution, $F(\cdot) : \mathcal{X} \rightarrow (0, 1)^K$, where \mathcal{X} represents text space and K is the number of classes. Given the input text $x = [w_1, \dots, w_i, \dots, w_n]$ with n words, we denote an adversarial candidate of x as x' , and denote the final chosen adversarial example as x^* .

From the current text state x , WMP takes three steps to implement perturbations. The first step is to sample an action e from the set $\{\text{insert}(0), \text{substitute}(1), \text{remove}(2)\}$. Then we determine the position l in the sentence to conduct the chosen manipulation e by drawing l from a customized categorical distribution. For the third step, if word insertion or substitution is chosen, WMP will provide an insertion or substitution candidate. The candidate is selected from a combination of synonyms of the original words and a pre-trained masked language model (MLM), such as BERT[4], XML [3] and MPNet [46]. The algorithm of WMP is demonstrated in Algorithm 1. In the following, we elaborate on the details of the three steps of WMP:

Algorithm 1: Word Manipulation Process

Input: Number of iterations: T , Input text: x

Output: A set of adversarial candidates: $[x'_1, \dots, x'_T]$

```

1 candidates=[ ]
2  $x'_0 = x$  for  $t$  in  $T$  do
3   Given  $x'_{t-1}$ , sample  $e$  with Eq. 4
4   Given  $x'_{t-1}$ ,  $e$ , sample  $l$  with Eq. 5
5   Given  $x'_{t-1}$ ,  $e$ ,  $l$ , sample  $o$  with Eq. 12
6   Craft  $x'_t$  by taking action  $e, l, o$  to  $x'_{t-1}$ 
7   candidate.append( $x'_t$ )
8 return candidates

```

4.1 Action

We draw $e \in \{0, 1, 2\}$ from a categorical distribution:

$$p(e|x) = \begin{cases} \mathbf{P}_{ins} & e = 0, \\ \mathbf{P}_{sub} & e = 1, \\ \mathbf{P}_{rem} & e = 2 \end{cases} \quad (3)$$

where $\mathbf{P}_{ins} + \mathbf{P}_{sub} + \mathbf{P}_{rem} = 1$, and \mathbf{P}_{ins} , \mathbf{P}_{sub} , and \mathbf{P}_{rem} represent probability of insertion (0), substitution (1) and removing (2), respectively. The probabilities of these types of attacks can be set by the attacker's preference.

4.2 Position

Given a certain action e , we need to select one target word at location l in the sentence to implement the attack. Considering the effectiveness of the selection, higher probabilities should be assigned to the words with more influence. To solve this, we use the changes of victim classifiers' logits, $I = [I_{w_1}, \dots, I_{w_i}, \dots, I_{w_n}]$, before and after deleting a word. Such a drop of logits for i th word, I_{w_i} , is mathematically formulated as:

$$I_{w_i} = F_{y,logit}(x) - F_{y,logit}(x_{w_i}), \quad (4)$$

where $F_{y,logit}(\cdot)$ is the classifier returning the logit of the correct class, and $x_{w_i} = [w_1, \dots, w_{i-1}, w_{i+1}, \dots, w_n]$ is the text with w_i removed. Differently with word importance rank (WIR), we utilize drops of logits I to craft categorical distribution on position l , $p(l|e, x)$, by putting I to a softmax function as following:

$$p(l|e, x) = \text{softmax}(I) \quad (5)$$

This way, locations of words (tokens) are assigned probabilities according to the words' influence on the classifier.

4.3 Word Candidates

Different actions require different search strategies for word candidates. To find the word candidates for substitution and insertion, we utilize an MLM and synonyms of the original words (calculated by nearest neighbours using the L2-norm of word embeddings), for parsing fluency and semantic preservation, respectively. As for word removals, we design a hesitation mechanism to maintain a probabilistic balance with word insertion. The details are demonstrated in the following paragraphs.

4.3.1 Candidates for Substitution Attacks

We mask the word on the selected position to construct

$$x_{sub}^* = [w_1, \dots, [MASK], \dots, w_n]$$

and feed this masked sentence x_{sub}^* into a MLM $\mathcal{M}(\cdot) : \mathcal{X} \rightarrow (0, 1)^d$ to obtain a distribution about word candidates o across all the words in the dictionary size d . The distribution is below:

$$p_{\mathcal{M}}(o|l, e, x) = \mathcal{M}(x_{sub}^*) \quad (6)$$

The MLM relies on softmax to output a distribution on the dictionary, but most words from the dictionary can be grammatically improper, and the probability of selecting one of these words can be high. To this end, we tend to create another distribution with respect to the k top word candidates from the MLM. By mixing such a distribution with the MLM distribution, the probability of selecting grammatically improper words can be decreased. To construct such a k top words distribution, we choose the k top words $G_{\mathcal{M}}^{sub} = \{w_{(\mathcal{M},1)}^{sub}, \dots, w_{(\mathcal{M},k)}^{sub}\}$ from \mathcal{M} and treat every word from this set equally important:

$$p_{\mathcal{M}}^{top}(o|l, e, x) = \mathbb{1}(o \in G_{\mathcal{M}}^{sub}) \frac{1}{k}, \quad (7)$$

where $\mathbb{1}(\cdot)$ is an indicator function. In such a setting, the top candidates from MLM are attached with more importance.

Although the MLM can find parsing-fluent word candidates, these candidates cannot ideally preserve semantics. Therefore, we perform synonym extraction by gathering a word candidate set for top k replacements of the selected word. Specifically, we use L-2 norm as the metric to perform kNN inside word embedding space from BERT, and construct such a synonym candidates set $G_{nn} = \{w_{(\mathcal{M},1)}, \dots, w_{(\mathcal{M},k)}\}$, with top- k nearest neighbours from the embedded spaces as synonyms for the word on selected position l . In this way, we construct the synonym words distribution as follows:

$$p_{nn}(o|l, e, x) = \mathbb{1}(o \in G_{nn}) \frac{1}{k} \quad (8)$$

As we tend to generate parsing-fluent and semantic-preserving adversarial candidates, we combine the distributions in Eq. 6, Eq. 7 and Eq. 8 to construct a mixture distribution as the final distribution to draw the substitution:

$$p_{sub}(o|e, l, x) = a_1 p_{\mathcal{M}}(o|l, e, x) + a_2 p_{\mathcal{M}}^{top}(o|l, e, x) + a_3 p_{nn}(o|l, e, x), \quad (9)$$

where $a_1 + a_2 + a_3 = 1$, $a_1, a_2, a_3 \in (0, 1)$, while a_1, a_2 and a_3 are hyper-parameters for weighing the corresponding distribution.

4.3.2 Candidates for Insertion Attacks

Searching word candidates for insertion attacks follows a similar logic as substitutions but without a synonym search. We construct the mask sentence $x_{ins}^* = [w_1, \dots, w_{l-1}, [MASK], w_l, \dots, w_n]$ by inserting a masked token on the left side of a selected position, then apply the MLM \mathcal{M} to the mask sentence for extracting the output of the softmax layer, $\mathcal{M}(x_{ins}^*)$. Following the same logic as Eq. 7, we select the top k word candidates $G_{\mathcal{M}}^{ins} = \{w_{(\mathcal{M},1)}, \dots, w_{(\mathcal{M},k)}\}$. Similar to Eq. 9, insertion word candidate distribution can be constructed as follows:

$$p_{ins}(o|l, e, x) = b_1 \mathcal{M}(x_{ins}) + b_2 \mathbb{1}(o \in G_{\mathcal{M}}^{ins}) \frac{1}{k} \quad (10)$$

where $b_1 + b_2 = 1$, $b_1, b_2 \in (0, 1)$, b_1 and b_2 are hyper-parameters for weighing the corresponding distribution.

4.3.3 Candidates for Removal Attacks

Since word candidates for insertion and substitution can be drawn from a significantly large dictionary, these two actions will provide a large variance of adversarial candidates. Differently, removal does not require a selection of word candidates but directly removes the word on the selected position, which will lead to a low variety of adversarial candidates crafted by removal. The consequence of such a low variety is that the probability of crafting the same adversarial candidate is much higher than inserting and substituting. To balance such a probability, we design a Bernoulli distribution for determining word removals. Specifically, we craft the removal word candidates set $G^{rem} = \{0, 1\}$, where 0 and 1 represent remaining and removing the selected word, respectively. The distribution is as follows:

$$p_{rem}(o|e, l, x) = \begin{cases} 1 - \frac{1}{k} & o = 0, \\ \frac{1}{k} & o = 1 \end{cases} \quad (11)$$

With the above distribution, the $o = 1$ (i.e., to remove the word) is selected to replace the original word with probability $\frac{1}{k}$. The rationale of using $\frac{1}{k}$ is to decrease the probability of repeatedly proposing the same perturbed sentence with action removal such that it is approximate to the probability of word replacement and insertion as in Eq. 6 and Eq. 10: while each replacement word has a probability of $\frac{1}{k}$ for being chosen, the removal, $o = 1$, has the same probability of being selected in removal attacks.

With the three WMP steps, we summarize the probability density function for word candidates:

$$p(o|e, l, x) = \begin{cases} p_{ins}(o|e, l, x) & e = 0, \\ p_{sub}(o|e, l, x) & e = 1, \\ p_{rem}(o|e, l, x) & e = 2 \end{cases} \quad (12)$$

4.4 Integration of the three WMP steps

By iteratively running WMP T times with an initial start at original input text ($x'_0 = x$), we can get a sequence of adversarial candidates $x'_T = [x'_1, \dots, x'_t, \dots, x'_T]$. By applying the Bayes rule, we can derive the WMP's distribution from the iteration t to $t + 1$ as the following equation:

$$\begin{aligned} \text{WMP}(x'_{t+1}|x'_t) &= p(e, l, o|x'_t) \\ &= p(e|x'_t)p(l|e, x'_t)p(o|e, l, x'_t) \end{aligned} \quad (13)$$

Two Theoretical Merits of WMP

WMP is expected to own two major merits: enlarging the searching domain and the ability to correct possible wrong manipulation. These two merits can be guaranteed by the aperiodicity shown in the following theorem.

Theorem 1. *Word Manipulation Process (WMP) is aperiodic.*

Proof. Suppose we have two arbitrary text samples $x_i, x_j \in \mathcal{X}$ from text space \mathcal{X} . $x_i = [w_1^i, \dots, w_{n_i}^i]$ $x_j = [w_1^j, \dots, w_{n_j}^j]$ have n_i and n_j words, respectively. To prove the process is aperiodic by definition, we need to show:

$$\exists N \leq \infty, \mathbb{P}(x^{(N)} = x_j|x_i) > 0, \quad (14)$$

which means that there always exists $\exists N \leq \infty$ that can make the probability of transferring x_i to x_j , after N steps, greater than zero.

Because a text dataset is discrete and WMP is time-discrete, WMP is a Markovian process. Therefore, we apply the Chapman–Kolmogorov equation [35], to derive the following equation:

$$\begin{aligned} \mathbb{P}(x^{(N)} = x_j|x_i) &= \sum_{x^{(t)} \in \mathcal{X}} \text{WMP}(x^{(1)}|x_i) \\ &\quad \dots \text{WMP}(x^{(t)}|x^{(t-1)}) \dots \text{WMP}(x_j|x^{(N-1)}), \end{aligned} \quad (15)$$

where $\text{WMP}(\cdot)$ denotes the Word Manipulation process (WMP) and $x^{(t)}$ denotes the arbitrary text in text space \mathcal{X} after running WMP for t times. We try to prove aperiodicity with a special case, let $N = n_i + n_j$. \mathcal{A} : first inserting all the words from x_j to the x_i , then remove all words from x_i . This process can be illustrated as follows:

$$\begin{aligned} \mathcal{A}: \quad x_i &\xrightarrow[n_j \text{ times insert}]{n_j \text{ times}} x^{n_j} = [w_1^i, \dots, w_{n_i}^i, w_1^j, \dots, w_{n_j}^j] \\ &\xrightarrow[n_j \text{ times remove}]{n_j \text{ times}} x_j = [w_1^j, \dots, w_{n_j}^j] \end{aligned}$$

As \mathcal{A} is the special case of the N times iterations, we have:

$$\mathbb{P}(\mathcal{A}) \leq \mathbb{P}(x^{(N)} = x_j|x_i). \quad (16)$$

Moreover, the WMP inserts one word on any position based on softmax, which outputs non-zero probabilities, therefore we can derive:

$$0 < \mathbb{P}(\mathcal{A}) \leq \mathbb{P}(x^{(N)} = x_j|x_i). \quad (17)$$

Therefore, we find that for arbitrary $x_i, x_j \in \mathcal{X}$, there always exist $N = n_i + n_j \leq \infty$ that can make the probability of transfer x_i to x_j after N time larger than zero, i.e., $\mathbb{P}(x^{(N)} = x_j|x_i) > 0$. According to the definition, we have successfully proved Theorem 1. \square

Aperiodicity implies that, given a large enough number of iterations T , an arbitrary x can be perturbed to any text x' in text space, i.e., $\text{WMP}(x|x') \neq 0$. The first merit of aperiodicity, WMP theoretically guarantees that the searching domain is enlarged to generate the most effective adversarial candidates. Since WMP samples the adversarial candidates with randomness, there is a tiny possibility of crafting a bad adversarial candidate. With aperiodicity, WMP is eligible for correcting this bad manipulation by reversing the bad sample x'_{t+1} to the previous state x'_t .

5 Adversarial Candidate Selection by Metropolis-Hasting Sampling

After WMP generates adversarial candidates, a naive method is to greedily test all the adversarial candidates and choose the best-performed candidates as adversarial examples. However, such a brute-force approach is not only time-consuming but also can end up with over-modified adversarial examples. To this end, we propose Fraud's Bargain Attack (FBA), which utilizes the Metropolis-Hasting (MH) algorithm to enhance the WMP via selecting adversarial candidates evaluated by a customized adversarial distribution.

5.1 Adversarial Distribution

We argue that adversarial examples should work with imperceptible manipulations to input text. Therefore, given text x , we construct the adversarial target distribution $\pi(x') : \mathcal{X} \rightarrow (0, 1)$ to measure the classifier's deprivation once under attack with a heavy penalty on change of semantics. Concretely, we measure the classifier's deprivation by defining a measure of distance to perfection, R , based on the confidence of making wrong predictions $1 - F_y(x')$, where $F_y : \mathcal{X} \rightarrow [0, 1]$ is the confidence of predicting correct class. The higher the value of the distance to perfection R , the more successful the attack. Meantime, we add a regularizer on semantic similarity, $\text{Sem}(\cdot)$. Thus the mathematical formulation is as follows:

$$\pi(x'|x, \lambda) = \frac{R + \lambda \text{Sem}(x', x)}{C} \quad (18)$$

$$R = \begin{cases} 1 - F_y(x') & F_y(x') > \frac{1}{K}, \\ 1 - \frac{1}{K} & F_y(x') \leq \frac{1}{K} \end{cases} \quad (19)$$

$$C = \sum_{x' \in \mathcal{X}} R + \lambda \text{Sem}(x', x), \quad (20)$$

where K is the number of classes. In Eq. 18, we construct adversarial distribution by utilizing a hyper-parameter λ to combine the attack performance R and semantic similarity $\text{Sem}(\cdot)$. In Eq. 20, C represents the constant normalizing $\pi(x')$ to ensure the distribution condition, $\sum_{x' \in \mathcal{X}} \pi(x'|x, \lambda) = 1$. To keep more semantics, we let $\text{Sem}(x', x)$ denote the semantic similarity between adversarial example x' and original text x . In general, the $\text{Sem}(\cdot)$ is implemented with the cosine similarity between sentence encodings from a pre-trained sentence encoder, such as USE [2].

In spite of the use of the semantic regularizer, we argue that a high R might still cause a thrilling semantic loss because the value of $\pi(x'|x)$ might go up with large increases of R and small drops of semantic similarity $\text{Sem}(x', x)$. Thus, for a further improvement on semantic preservation, we let the R be associated with a cut-off value at $\frac{1}{K}$ when the class is successfully misclassified (i.e., when $F_y(x') \leq \frac{1}{K}$). Note that when $F_y(x') \leq \frac{1}{K}$, the classifier will misclassify x' to one of the other $K - 1$ classes other than y . By having the mechanism of setting R to $\frac{1}{K}$ whenever misclassification is achieved, all successful adversarial examples will have the same R value. This way, their optimization with π will then focus on maximizing their semantic similarity $\text{Sem}(x', x)$ with the original texts.

5.2 Fraud's Bargain Attack via Metropolis Hasting Sampler

Metropolis Hasting simulates a target distribution by using a proposing function to offer a trial state which is then accepted or rejected according to a customized acceptance probability. Specifically, given a target distribution $Q(\cdot)$, the MH sampler utilizes a proposing function $q(s_{t+1}|s_t)$ (transition density from s_t to s_{t+1}) to construct a Markov Chain, whose equilibrium distribution is our target distribution. By this probabilistic mechanism, the proposing function would propose a trial state s_{t+1} given the current state s_t and the acceptance probability $\alpha(s_{t+1}|s_t)$, as shown in Eq. 21:

$$\alpha(s_i, s_{i+1}) = \min \left(1, \frac{Q(s_{i+1})}{Q(s_i)} \frac{q(s_i | s_{i+1})}{q(s_{i+1} | s_i)} \right) \quad (21)$$

Based on such a setting, we construct FBA by considering the adversarial distribution (Eq. 18) and the WMP as the MH's target distribution and proposing function, respectively. In each iteration of FBA, we use WMP to propose a trial state x_{t+1} and calculate the acceptance probability $\alpha(x_{t+1}|x_t)$. FBA's acceptance probability in Eq. 21 can then be mathematically formulated by using WMP as follows:

$$\alpha(x_{t+1}|x_t) = \min \left(1, \frac{\pi(x_{t+1})}{\pi(x_t)} \frac{\text{WMP}(x_t | x_{t+1})}{\text{WMP}(x_{t+1} | x_t)} \right) \quad (22)$$

Algorithm 2: Fraud's Bargain Attack (FBA)

Input: Input text: x , Number of Sample: T

Output: An adversarial example

```

1  $Adv\_set = [ ]$ 
2  $x_1 = x$ 
3 for  $t$  in  $range(T)$  do
4   Sample  $x_t$  from WMP given  $x_{t-1}$  with Eq. 13
5   Sample  $u$  from Uniform distribution,  $Uniform(0,1)$ 
6   Calculate the acceptance probability,  $prob = \alpha(x_{t+1}, x_t)$  with Eq. 22
7   if  $u < prob$  then
8      $x_t = x_{t+1}$ 
9      $Adv\_set.append(x_{t+1})$ 
10  else
11     $x_t = x_t$ 
12     $Adv\_set.append(x_t)$ 
13  return  $Adv\_set$ 
14 Choose the candidate with the least modification as adversarial example  $x^*$ .
15 return adversarial example  $x^*$ 

```

Table 1: Datasets and accuracy of victim models before attacks.

Dataset	Size	Avg.Length	Class	Task	Model	Accuracy
AG's News	127000	37.84	4	News topics	BERT-C	94%
					TextCNN	90%
Emotion	20000	19.14	6	Sentiment analysis	BERT-C	97%
					TextCNN	93%
SST2	9613	19.31	2	Sentiment analysis	BERT-C	91%
					TextCNN	83%

where $WMP(x_t | x_{t+1})$ is guaranteed above zero by Theorem 1, and calculated by reversing the WMP process: removing the inserted word, inserting the removed word and recovering substituted word. After calculating $\alpha(x_{t+1}|x_t)$, we sample u from a uniform distribution, $u \sim Unif(0, 1)$, if $u < \alpha(x_{t+1}|x_t)$ we will accept x_{t+1} as the new state, otherwise the state will remain as x_t . By running T iterations, FBA generates a set of adversarial candidates, and we will choose the one with the lowest modification among the successful adversarial candidates that flip the predicted class. The whole process of FBA is illustrated in Algorithm 2.

Table 2: The successful attack rate (SAR) of attack algorithms. The higher values of SAR indicate better performance. For each row, the highest SAR is highlighted in bold, the second highest SAR is highlighted in underline, and the third highest SAR is denoted with italic.

Dataset	Model	Attack Methods							
		A2T	BAE	FAGA	BERT.A	CLARE	PWWS	PSO	FBA
AG's News	BERT-C	15.25%	19.50%	25.17%	47.71%	71.32%	<u>76.75%</u>	67.76%	81.90%
	TextCNN	33.31%	39.13%	56.10%	70.21%	79.31%	<u>85.31%</u>	76.24%	93.12%
Emotion	BERT-C	48.06%	62.68%	78.21%	85.90%	99.06%	91.75%	94.76%	99.15%
	TextCNN	81.11%	85.34%	90.10%	95.11%	97.11%	<u>98.20%</u>	<u>99.00%</u>	100%
SST2	BERT-C	41.74%	55.14%	77.07%	77.21%	94.79%	93.9%	96.62%	99.31%
	TextCNN	77.41%	80.15%	92.14%	83.23%	85.55%	<u>98.13%</u>	92.20%	100%

Table 3: The imperceptibility performance (ROUGE, USE, Mod) of attack algorithms. The higher values of ROUGE and USE indicate better performance while the lower Mod indicates better performance. For each row, the best performance is highlighted in bold, the second best is highlighted in underline, and the third best is denoted with italic.

Dataset	Model	Metrics	Attack Methods							
			A2T	BAE	FAGA	BERT.A	CLARE	PWWS	PSO	FBA
AG's News	BERT-C	ROUGE \uparrow	0.8311	0.8145	0.7721	0.8003	0.6673	<i>0.8356</i>	0.8521	<u>0.8453</u>
		USE \uparrow	0.7143	0.7234	<i>0.7534</i>	0.7334	0.6603	0.7332	<u>0.7732</u>	0.8001
		Mod \downarrow	<i>13.3%</i>	<u>11.3%</u>	14.6%	17.4%	14.2%	17.9%	<i>21.6%</i>	11.0%
	TextCNN	ROUGE \uparrow	0.8291	0.8355	0.7663	<u>0.8643</u>	0.6969	0.8366	<i>0.8401</i>	0.8711
		USE \uparrow	0.7542	0.7257	0.8014	<u>0.8103</u>	0.7121	<u>0.8111</u>	<i>0.8103</i>	0.8224
		Mod \downarrow	11.9%	10.3%	<i>11.5%</i>	15.4%	14.1%	16.5%	15.5%	10.3%
Emotion	BERT-C	ROUGE \uparrow	0.6111	0.5991	0.5911	<u>0.6401</u>	0.4441	0.6141	<i>0.6256</i>	0.6410
		USE \uparrow	0.8951	0.8831	0.8940	0.8714	0.8201	<i>0.9012</i>	<u>0.9210</u>	0.9246
		Mod \downarrow	<i>9.1%</i>	<u>7.7%</u>	9.8%	9.2%	11.2%	10.2%	12.0%	7.3%
	TextCNN	ROUGE \uparrow	0.6891	0.6413	<i>0.6932</i>	0.6201	0.5623	<u>0.6994</u>	0.6613	0.7304
		USE \uparrow	<i>0.8530</i>	0.7341	0.80412	0.8315	0.5631	<u>0.8920</u>	0.8342	0.9046
		Mod \downarrow	10.3%	9.8%	<u>8.3%</u>	9.3%	15.3%	19.0%	18.0%	8.0%
SST2	BERT-C	ROUGE \uparrow	0.6642	<u>0.7521</u>	<i>0.7201</i>	0.6352	0.5501	0.6341	0.7041	0.7540
		USE \uparrow	0.8421	0.7304	0.7310	0.8564	0.7434	0.8422	0.8104	0.8820
		Mod \downarrow	<i>13.4%</i>	<u>11.3%</u>	17.2%	13.5%	22.1%	17.2%	17.2%	10.1%
	TextCNN	ROUGE \uparrow	0.6499	<u>0.7139</u>	0.6821	0.6532	0.5701	0.6393	<i>0.7001</i>	0.7340
		USE \uparrow	0.7521	0.7024	0.6931	0.7410	0.7009	<u>0.8210</u>	<i>0.8162</i>	0.8709
		Mod \downarrow	16.1%	<u>10.4%</u>	15.3%	<i>13.4%</i>	17.1 %	<i>13.4%</i>	17.2%	10.0%

Table 4: The quality of generated adversarial examples measure by fluency (PPL) and grammar error rate (GErr) of attack algorithms. The lower values of ROUGE and USE indicate better performance. For each row, the best quality is highlighted in bold, the second best quality is highlighted in underline, and the third best quality is denoted with italic.

Dataset	Model	Metrics	Attack Methods							
			A2T	BAE	FAGA	BERT.A	CLARE	PWWS	PSO	FBA
AG's News	BERT-C	PPL \downarrow	291	<u>142</u>	<i>165</i>	281	233	321	292	133
		GErr \downarrow	<u>0.19</u>	<u>0.19</u>	<u>0.19</u>	<u>0.19</u>	0.21	0.22	0.31	0.18
	TextCNN	PPL \downarrow	199	<u>142</u>	145	241	213	277	<i>143</i>	133
		GErr \downarrow	0.17	0.19	<i>0.15</i>	<i>0.15</i>	0.19	0.20	<u>0.14</u>	0.13
Emotion	BERT-C	PPL \downarrow	<i>251</i>	<u>233</u>	259	301	298	333	336	229
		GErr \downarrow	0.19	0.10	<i>0.13</i>	0.17	0.14	0.16	0.20	0.10
	TextCNN	PPL \downarrow	268	<u>201</u>	241	<i>221</i>	256	299	301	182
		GErr \downarrow	<i>0.11</i>	0.10	0.13	0.13	0.16	0.19	0.18	0.10
SST2	BERT-C	PPL \downarrow	211	<i>173</i>	182	200	<u>155</u>	214	197	142
		GErr \downarrow	<i>0.18</i>	<u>0.15</u>	0.24	0.25	0.19	0.21	0.27	0.14
	TextCNN	PPL \downarrow	164	<u>142</u>	163	210	174	224	<i>145</i>	140
		GErr \downarrow	0.21	<i>0.14</i>	0.17	0.21	0.17	0.23	0.13	0.13

6 Experiments and Analysis

We evaluate the effectiveness of methods on widely-used and publicly available datasets with well-performed victim classifiers. To ensure reproducibility, we provide code and data with a GitHub repository ²

6.1 Datasets and Victim Models

In this subsection, we detail the three benchmark datasets, and the two well-performed textual classifiers.

²<https://github.com/MingzeLucasNi/FBA>.

Table 5: Comparisons between the FBA and its ablation WMP on AG’s News dataset. The better performance is highlighted in bold.

Method	BERT-C						TextCNN					
	SAR \uparrow	ROUGE \uparrow	USE \uparrow	Mod \downarrow	PPL \downarrow	GErr \downarrow	SAR \uparrow	ROUGE \uparrow	USE \uparrow	Mod \downarrow	PPL \downarrow	GErr \downarrow
WMP	21.39%	0.5149	0.7083	17.2%	331	0.22	25.19%	0.5149	0.7083	19.2%	281	0.23
FBA	81.90%	0.8453	0.8001	11.0%	133	0.18	93.12%	0.8711	0.8224	10.3%	133	0.13

6.1.1 Dataset

We conduct experiments on three publicly accessible benchmark datasets. AG’s News [52] is a news classification dataset with 127,600 samples belonging to 4 topic classes. Emotion [42] is a dataset with 20,000 samples and 6 classes. SST2 [45] is a binary class topic dataset with 9,613 samples. Details of these datasets can be found in Table 1.

6.1.2 Victim Models

We apply our attack algorithm to two popular and well-performed types of victim models. The details of the models can be found below.

BERT-based Classifiers To do convincing experiments, we choose three well-performed and popular BERT-based models, which we call BERT-C models, pre-trained by Huggingface³. Due to the different sizes of the datasets, the structures of BERT-based classifiers are adjusted accordingly. The BERT classifier for AG’s News is structured by the *Distil-RoBERTa-base* [41] connected with two fully connected layers, and it is trained for 10 epochs with a learning rate of 0.0001. For the Emotion dataset, its BERT-C adopts another version of BERT, *Distil-BERT-base-uncased* [41], and the training hyper-parameters remain the same as BERT-C for AG’s News. Since the SST2 dataset is relatively small compared with the other two models, the corresponding BERT classifier utilizes a small-size version of BERT, *BERT-base-uncased* [4]. The test accuracy of these BERT-based classifiers before they are under attack are listed in Table 1 which are publicly accessible^{4 5 6}.

TextCNN-based models The other type of victim model is TextCNN [21], structured with a 100-dimension embedding layer followed by a 128-unit long short-term memory layer. This classifier is trained 10 epochs by ADAM optimizer with parameters: learning rate $lr = 0.005$, the two coefficients used for computing running averages of gradient and its square are set to be 0.9 and 0.999 ($\beta_1 = 0.9$, $\beta_2 = 0.999$), the denominator to improve numerical stability $\sigma = 10^{-5}$. The accuracy of these TextCNN-base models is also shown in Table 1.

6.2 Baselines

To evaluate the attacking performance, we use the Textattack [30] framework to deploy the following baselines:

- Faster Alzantot Genetic Algorithm (FAGA) [19] accelerate Alzantot Genetic Algorithm [1], by bounding the searching domain of genetic optimization.
- BAE [10] replaces and inserts tokens in the original text by masking a portion of the text and leveraging the BERT-MLM.
- BERT-Attack [26] takes advantage of BERT MLM to generate candidates and attack words by the static WIR descending order.
- A2T [48] uses a gradient-based word importance ranking method to iteratively replace each word with synonyms generated from a counter-fitted word embedding.
- CLARE [25] applies a sequence of contextualized perturbation actions to the input. Each can be seen as a local mask-then-infill procedure: it first applies a mask to the input around a given position, and then fills it in using a pre-trained MLM.

³<https://huggingface.co/>

⁴https://huggingface.co/mrm8488/distilroberta-finetuned-age_news-classification

⁵<https://huggingface.co/bhadresh-savani/distilbert-base-uncased-emotion>

⁶<https://huggingface.co/echarlaix/bert-base-uncased-sst2-acc91.1-d37-hybrid>

Table 6: Adversarial examples of Emotion dataset for victim classifier BERT-C. Blue texts are original words, while red ones are substitutions. The attack performance measured by true class scores is place inside the brackets. The lower true class score indicates better performance. The successful attacks and lowest true class scores are bold.

Attacks	Adversarial examples
A2T (Unsuccessful attack. True class score = 41.31%)	i spent wandering around still kinda dazed and not feeling sense particularly sociable social but because id been in hiding for a couple for days and it was getting to be a little unhealthy i made myself go down to the cross and hang out with folks
BAE (Unsuccessful attack. True class score = 33.25%)	i spent wandering around still kinda dazed and not feeling being particularly sociable but because id been in hiding for a couple for days and it was getting to be a little bit unhealthy i made myself go down to the cross and hang out with folks
FAGA (Successful attack . True class score = 13.32%)	i spent wandering around still kinda dazed and not feeling particularly sociable sympathetic but because id been in hiding for a couple few for days and it was getting to be a little unhealthy i made myself go down to the cross and hang out with folks
BERT.A (Unsuccessful attack. True class score = 77.04%)	i spent wandering around still kinda dazed and not feeling being particularly sociable happy but because id been in hiding for a couple for days and it was getting to be a little unhealthy i made myself go down to the cross and hang out with folks
CLARE (Successful attack . True class score = 10.54%)	i spent wandering around still kinda dazed and not feeling particularly sociable lonely but because id been in hiding for a couple for days and it was getting to be a little unhealthy i made myself go down to the cross and hang out with folks.
PWWS (Successful attack . True class score = 21.11%)	i spent wandering around still kinda dazed and not feeling palpate particularly sociable but because id been in hiding for a couple for days and it was getting to be a little unhealthy i made myself go down to the cross and hang out with folks
PSO (Successful attack . True class score = 6.90%)	i spent wandering around still kinda dazed and not feeling considering particularly sociable but because id been in hiding for a couple for days and it was getting to be a little unhealthy i made myself go down to the cross and hang out with folks dudes
FBA (Successful attack . True class score = 0.63%)	i spent wandering around still kinda dazed and not feeling sensing particularly sociable but because id been in hiding for a couple for days and it was getting to be a little unhealthy i made myself go down to the cross and hang out with folks

- PWWS [38] chooses candidate words from WordNet [29] and sorts word attack order by multiplying the word saliency and probability variation.
- Particle Swarm Optimization (PSO) selects word candidates from HowNet [6] and employs the PSO to find adversarial text. This method treats every sample as a particle where its location in the search space needs to be optimized.

6.3 Evaluation Metrics and Experimental Setting

We use the following three metrics to measure the performance of adversarial attacks.

- Successful attack rate (SAR): the percentage of adversarial examples that can successfully attack the victim model.
- Textual similarity: the cosine similarity between the input and its adversary. We calculate this using the universal sentence encoder USE [2].
- Modification Rate(Mod) is the percentage of modified tokens. Each replacement, insertion or removal action accounts for one modified token.
- Recall-Oriented Understudy for Gisting Evaluation (ROUGE): the overlap of n-grams between the candidate sentence and reference sentence. Since the modification rate cannot measure the similarity of words alignment such as word ordering and sentence length, we adopt ROUGE to measure the alignment similarity between adversarial examples and original sentences.
- Grammar Error Rate (GErr) is measured by the absolute rate of increased grammatic errors in the successful adversarial examples, compared to the original text, where we use LanguageTool [32] to obtain the number of grammatical errors.

Table 7: Targeted attack results on Emotion dataset. The better performed attack is highlighted in bold.

Model	SAR \uparrow		ROUGE \uparrow		USE \uparrow		Mod \downarrow		PPL \downarrow		GErr \downarrow	
	PWWS	FBA	PWWS	FBA	PWWS	FBA	PWWS	FBA	PWWS	FBA	PWWS	FBA
BERT-C	21.23%	57.21%	0.4541	0.5101	0.6012	0.7732	13.1%	11.3%	341	299	0.28	0.22
TextCNN	32.61%	65.07%	0.5603	0.6198	0.6320	0.6511	21.3%	15.1%	411	223	0.29	0.28

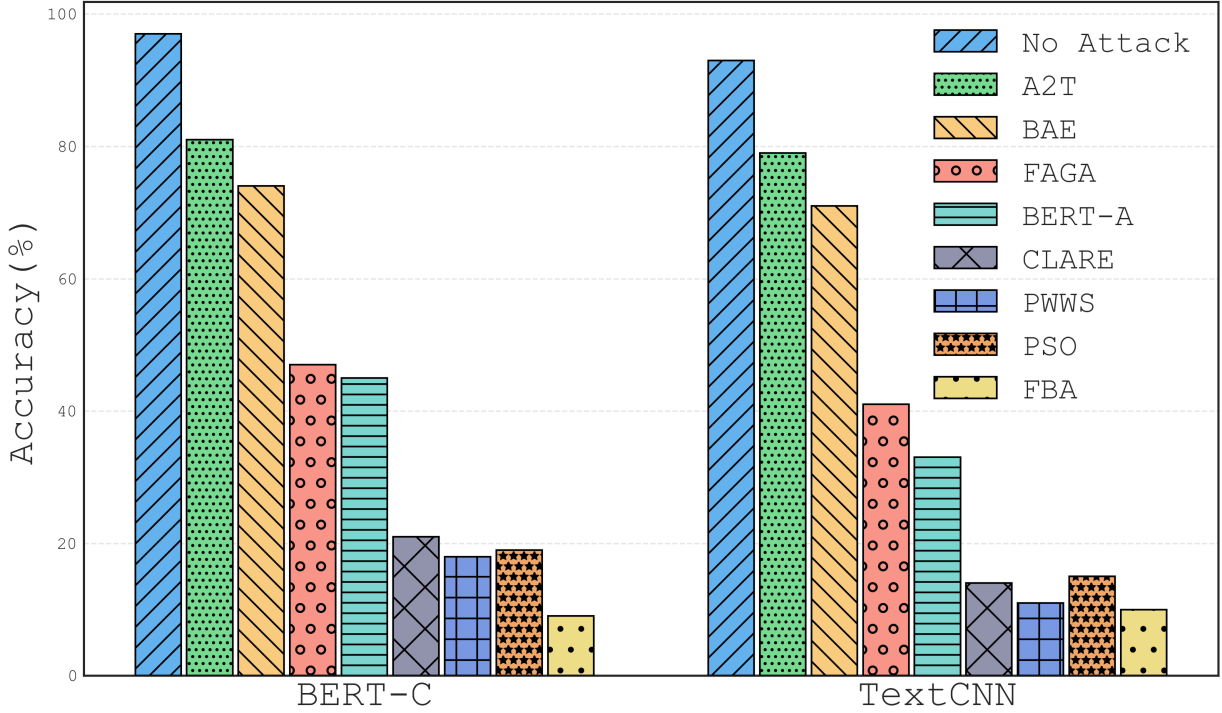


Figure 1: Performance of transfer attacks to victim models (BERT-C and TextCNN) on Emotion. Lower accuracy of the victim models indicates higher transfer ability (the lower the better).

- Perplexity (PPL) denotes a metric used to evaluate the fluency of adversarial examples and is broadly applied in the literature [25, 50]. The perplexity is calculated using small-sized GPT-2 with a 50k-sized vocabulary [37].

For settings of FBA, we set WMP action proposing probability in Eq. 4 as $\mathbf{P}_{ins} = 0.2$, $\mathbf{P}_{sub} = 0.6$, and $\mathbf{P}_{rem} = 0.2$. While setting up the distribution for selecting the substitution and insertion words, we believe MLM and Synonyms are equally important. Therefore we set the weights of these two methods equal by setting $a_1 = 0.1$, $a_2 = 0.4$, $a_3 = 0.5$ and $b_1 = 0.5$, $b_2 = 0.5$ from Eq. 9 and Eq. 10, respectively.

6.4 Experimental Results and Analysis

The experimental results of SAR and the imperceptibility performance (ROUGE, USE) are listed in Table 2 and Table 3, respectively. Moreover, there are adversarial examples crafted by various methods shown in Table 6 and there are two additional examples shown in Table 8 and 9 in Appendix. We manifest the three contributions mentioned in the Introduction section by asking four research questions:

(a) Does our FBA method make more thrilling attacks to baselines?

We compare the attacking performance of the proposed FBA method and baselines in Table 2. To be more specific, Table 2 demonstrates that FBA consistently outperforms other competing methods across different data domains, regardless of the structure of classifiers. It can thus be concluded that the proposed method FBA achieves the best attacking

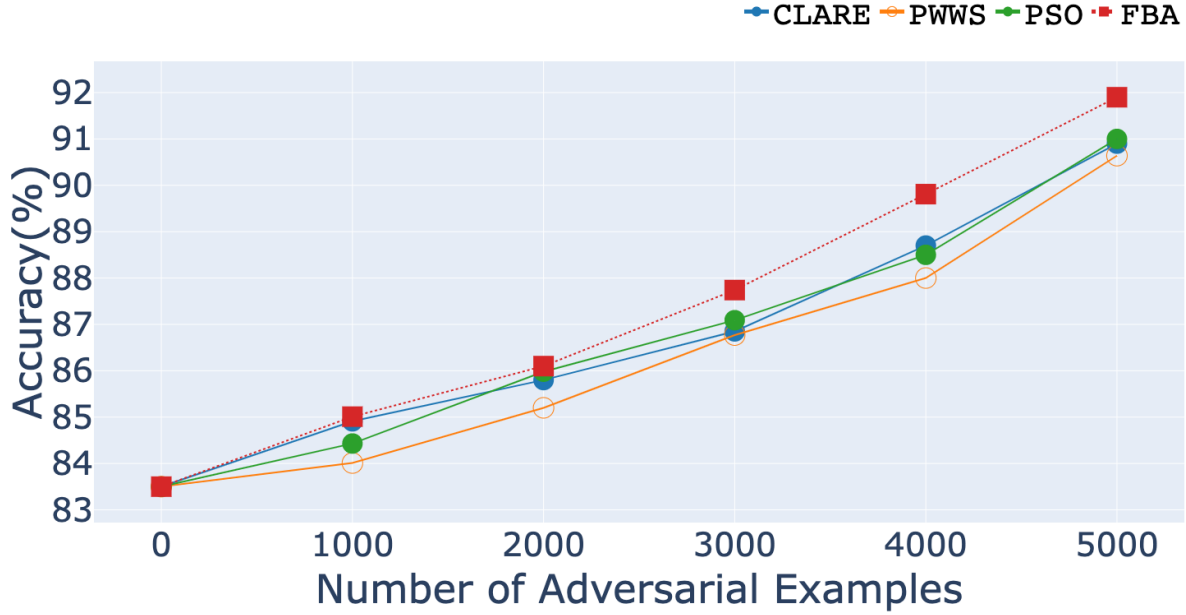


Figure 2: Retraining accuracy of TextCNN with different numbers of adversarial examples included in the retraining. The higher the accuracy, the better the performance of the retraining.

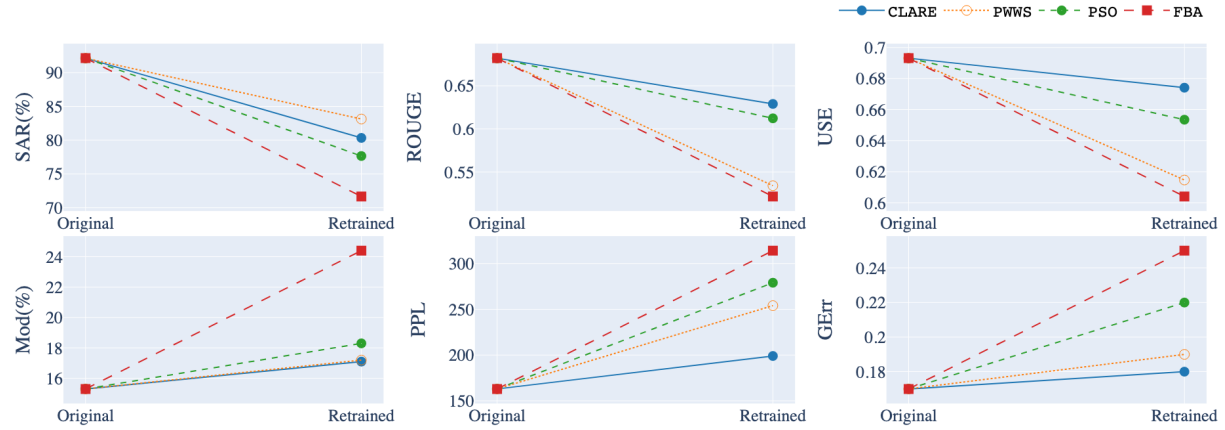


Figure 3: We employ FAGA to attacks the adversarial retrained TextCNNs which joins adversarial examples from different attacking strategies (CLARE, PWWS, PSO and FBA) to training set of SST2. The lower metrics (SAR, ROUGE, USE) suggest a better performance in robustness while The higher metrics (Mod, PPL, GErr) suggest a better performance in robustness.

performance, with the largest successful attack rate (SAR). We attribute such an outstanding attacking performance to the two prevailing aspects of FBA. Firstly, the proposed FBA could enlarge the searching domain by removing, substituting and inserting words compared with the strategies with only substitution such that FBA provides more possible attacking combinations. Secondly, FBA optimizes the performance by stochastically searching the domain. Most of the baselines perform a deterministic searching algorithm with Word Importance Rank (WIR) could get stuck in the local optima. Differently, such a stochastic mechanism helps skip the local optima and further maximize the attacking performance.

(b) Is FBA superior to the baselines in terms of imperceptibility?

We evaluate the imperceptibility of different attack strategies, in terms of semantic similarities (USE), modification rate (Mod) and word alignment (ROUGE) between the original input text and its derived adversarial examples, shown in Table 3. Specifically, Table 3 demonstrates the proposed FBA mostly attains better performance than baselines. FBA is comparable to PSO for ROUGE while attacking BERT-C on AG’s News, however, FBA maintains a higher semantic similarity (USE) than PSO on that data set. This means PSO’s performance comes at the price of much inferior imperceptibility performance. Thus we can conclude that the proposed FBA provides the best performance for imperceptibility among baselines. There are two important reasons for such an outstanding performance for imperceptibility. The first factor is the customized target distribution in Eq. 18, which could help to avoid over-modifications. The second reason is that we apply both MLM and kNN to find the best substitution candidates which can provide more semantic similar substitutions.

(c) Is the quality of adversarial examples generated by the FBA better than that crafted by the baselines?

High-quality adversarial examples should be parsing-fluent and grammatically correct. From Table 4, we can find that FBA provides the lowest perplexity (PPL), which means the examples generated by FBA are more likely to appear in the corpus of evaluation. As our corpus is long enough and the evaluation model is broadly used, it indicates these examples are more likely to appear in natural language space, thus eventually leading to better fluency. For the grammar errors, the proposed method FBA is substantially better than the other baselines, which indicates better quality of the adversarial examples. We attribute such performance to our method of finding word substitution, constructing the candidates set by applying both MLM and kNN for synonym searching.

(d) Does the Metropolis-Hasting (MH) algorithm benefit the selection of the best adversarial candidates?

To test the performance of the Metropolis-Hasting algorithm, we did an ablation study by making a comparison between FBA and WMP whose adversarial candidates are not selected by the Metropolis-Hasting algorithm. Specifically, we perform these two attacks, FBA and WMP, to two classifiers, BERT-C and TextCNN pre-trained on dataset AG’s News, and the experimental results are shown in Table 5. From Table 5, FBA achieved better performance in both attack (SAR), imperceptibility (USE, Mod, ROUGE) and sentence quality (PPL, GErr), thus we can conclude that the Metropolis-Hasting algorithm is effective in selecting the adversarial candidates.

6.5 Transferability

Transferability of adversarial examples implies whether the adversarial samples generated to mislead a specific model F can mislead another model F' [24]. It has been broadly used as an important evaluation metric in adversarial attacks [50, 25, 47]. To evaluate the transferability of the adversarial attacks, we exchange the adversarial examples generated on BERT-C and TextCNN, and let them attack the other side. Fig 1 shows the classification accuracy results of transferred adversarial examples. Note that the lower the accuracy, the higher the transferability. From Fig 1, it can be seen that our method attains the best transfer attack performance.

6.6 Targeted Attacks

A targeted attack is to attack the data sample with class y in a way that the sample will be misclassified as a specified target class y' but not other classes by the victim classifier. The targeted attack is regarded as a more harmful attack compared with untargeted attacks, since targeted adversarial attacks give the attackers more control over the final predicted label of the perturbed text. FBA can be easily adapted to targeted attack by modifying $1 - F_y(x')$ to $F_{y'}(x')$ in the definition of R in Eq. 19. The targeted attack experiments are conducted on the Emotion dataset. The results are shown in Table 7 which demonstrates that the proposed FBA achieves better attacking performance (SAR) and imperceptibility performance (ROUGE, USE).

6.7 Adversarial Retraining

Since adversarial examples should be regarded as features rather than bugs [16], adversarial retraining is an effective way of using these features to improve the model’s accuracy and robustness. To test the accuracy of adversarially retrained classifiers, we randomly generate 1000, 2000, 3000, 4000, 5000, and 6000 adversarial examples from the training set of SST2 and then append them to the training set for retraining the TextCNN. Figure 2 shows the model’s accuracy on the clean test set after adversarial training versus appending the different numbers of adversarial examples. From Figure 2, we find that the classifier trained with adversarial examples achieves the best accuracy for adding the same number of adversarial examples from FBA. In addition, we also evaluate the robustness of the retrained model

by applying FAGA to attack the retrained models. Results in Fig 3 show that all retrained victim models can defend against the attacks to a certain degree, and the retrained model with adversarial data from FBA is even more robust than baselines. The reason for improved accuracy and robustness is that adversarial attacks can augment informational features targeting the weak spots of the classifier, while FBA with the best attacking performance can generate more robust and informative features to adapt the original data domain to the true domain. Therefore, FBA achieves the best retrain performance in terms of accuracy and robustness.

7 Conclusion and Future Work

In this paper, we have proposed a novel FBA algorithm for crafting natural language adversarial examples. The FBA exploits a stochastic process WHP to generate the adversarial candidates from an enlarged domain and employs the MH sampler to improve the quality of these candidates. With FBA, we not only make successful attacks on textual classifiers but also improve the accuracy and robustness of models by adversarial retraining.

The adversarial examples can threaten the NLP models, but these examples are not bugs but features [16]. To protect the models from the attacks, adversarial retraining, which is done by joining the adversarial examples in the training set and then retraining the models with the newly constructed training set, is proven effective for defending against these attacks in our experiments. However, adversarial retraining can be extremely expensive, and some research indicates that adversarial retraining can degrade the accuracy of the models [25, 38]. To the best of our knowledge, existing defence methods for adversarial examples mainly focus on the image domain, the defence methods studied in the text domain are not effective enough to prevent these maliciously crafted adversarial examples. Therefore, developing effective and robust defence schemes is a promising direction for future work which we plan to pursue.

Declaration of competing interes

The authors declare that they have no known competing financial interests or personal relationships that could have appeared to influence the work reported in this paper.

A Appendix

A.1 Qualitative Samples

To give a more intuitive description of our generated adversarial examples, we provide extra adversarial examples generated by our methods and all baselines. These examples are shown in Tables 8 and 9.

Table 8: Adversarial examples of AG’s News dataset for victim classifier TextCNN. Blue texts are original words, while red ones are substitutions. The attack performance measured by true class scores is place inside the brackets. The lower true class score indicates better performance. The successful attacks and lowest true class score are bold.

Attacks	Adversarial examples
A2T (Unsuccessful attack. True class score = 45.59%)	Card fraud unit nets 36,000 cards In its first two years, the UK’s dedicated card fraud unit, has recovered 36,000 stolen cards items and 171 arrests - and estimates says it saved 65m.
BAE (Unsuccessful attack. True class score = 73.25%)	Card fraud unit nets 36,000 stolen cards In its first two years, the UK’s dedicated card fraud unit, has recovered 36,000 stolen cards and 171 arrests accounts - and estimates it saved 65m.
FAGA (Unsuccessful attack. True class score = 37.32%)	Card fraud unit nets recovered 36,000 cards In its first two years, the UK’s dedicated card fraud unit, has recovered 36,000 stolen credit cards and 171 arrests - and estimates it saved 65m.
BERT.A (Unsuccessful attack. True class score = 30.43%)	Card fraud unit nets 36,000 cards In its first two years, the UK’s new dedicated largest card fraud unit, has recovered 36,000 stolen cards and 171 arrests - and estimates claims it saved 65m.
CLARE (Successful attack . True class score = 9.05%)	Card fraud unit nets 36,000 cards In its first two years, the UK’s dedicated card fraud collection unit center , has recovered 36,000 stolen cards and 171 arrests - and estimates it saved 65m.
PWWS (Successful attack . True class score = 18.31%)	Card The fraud unit nets 36,000 cards In its first two years, the UK’s dedicated card fraud unit, has recovered reported 36,000 stolen cards and 171 arrests - and estimates it saved 65m.
PSO (Unsuccessful attack. True class score = 44.01%)	Card fraud unit nets 36,000 cards In its first two years ages , the UK’s dedicated card fraud unit, has recovered 36,000 stolen cards and 171 many arrests - and estimates it saved 65m.
FBA (Successful attack . True class score = 1.92%)	Card fraud unit nets 36,000 cards In its first two years, the UK’s dedicated card fraud unit, has recovered 36,000 stolen cards and emancipation 171 arrests - and estimates it saved 65m.

Table 9: Adversarial examples of SST2 dataset for victim classifier TextCNN. Blue texts are original words, while red ones are substitutions. The attack performance measured by true class scores is placed inside the brackets. The lower true class score indicates better performance. The successful attacks and lowest true class scores are bold.

Attacks	Adversarial examples
A2T (Successful attack . True class score = 21.31%)	an often-deadly boring short , strange reading of a classic whose witty dialogue is treated laced with a baffling casual approach
BAE (Unsuccessful attack. True class score = 32.10%)	an often-deadly boring , strange reading of a classic novel whose witty dialogue commentary is treated with a baffling casual approach
FAGA (Unsuccessful attack. True class score = 51.12%)	an often-deadly extremely boring , strange reading of a classic characters whose witty dialogue is treated with a baffling casual approach
BERT.A (Unsuccessful attack. True class score = 63.41%)	an often-deadly boring , strange critical reading of a classic whose witty spoken dialogue is treated with a baffling casual approach
CLARE (Unsuccessful attack. True class score = 10.54%)	an often-deadly boring , strange reading of a classic whose witty entire dialogue is treated with a baffling casual approach casualness
PWWS (Unsuccessful attack. True class score = 51.11%)	an often-deadly boring, strange casual reading of a classic whose witty dialogue is treated with a baffling more casual approach
PSO (Successful attack . True class score = 7.90%)	an often- deadly somewhat boring, strange humorous reading of a classic whose witty dialogue is treated with a baffling casual approach
FBA (Successful attack . True class score = 5.11%)	an often-deadly often-harmful boring, strange reading of a classic whose witty dialogue is treated with a baffling casual approach

References

- [1] Moustafa Alzantot, Yash Sharma, Ahmed Elgohary, Bo-Jhang Ho, Mani Srivastava, and Kai-Wei Chang. Generating natural language adversarial examples. In *Proceedings of the 2018 Conference on Empirical Methods in Natural Language Processing*, pages 2890–2896, 2018.
- [2] Daniel Cer, Yinfei Yang, Sheng-yi Kong, Nan Hua, Nicole Limtiaco, Rhomni St John, Noah Constant, Mario Guajardo-Cespedes, Steve Yuan, Chris Tar, et al. Universal sentence encoder for english. In *Proceedings of the 2018 conference on empirical methods in natural language processing: system demonstrations*, pages 169–174, 2018.
- [3] Alexis Conneau, Kartikay Khandelwal, Naman Goyal, Vishrav Chaudhary, Guillaume Wenzek, Francisco Guzmán, Edouard Grave, Myle Ott, Luke Zettlemoyer, and Veselin Stoyanov. Unsupervised cross-lingual representation learning at scale. In *ACL*, 2020.
- [4] Jacob Devlin, Ming-Wei Chang, Kenton Lee, and Kristina Toutanova. Bert: Pre-training of deep bidirectional transformers for language understanding. In *NAACL*, 2019.
- [5] Persi Diaconis. The markov chain monte carlo revolution. *Bulletin of the American Mathematical Society*, 46(2):179–205, 2009.
- [6] Zhendong Dong and Qiang Dong. Hownet-a hybrid language and knowledge resource. In *International Conference on Natural Language Processing and Knowledge Engineering, 2003. Proceedings. 2003*, pages 820–824. IEEE, 2003.
- [7] Javid Ebrahimi, Anyi Rao, Daniel Lowd, and Dejing Dou. Hotflip: White-box adversarial examples for text classification. *arXiv preprint arXiv:1712.06751*, 2017.
- [8] Xuhui Fan, Bin Li, and Scott Sisson. Rectangular bounding process. *Advances in Neural Information Processing Systems*, 31, 2018.

- [9] Wee Chung Gan and Hwee Tou Ng. Improving the robustness of question answering systems to question paraphrasing. In *Proceedings of the 57th Annual Meeting of the Association for Computational Linguistics*, pages 6065–6075, 2019.
- [10] Siddhant Garg and Goutham Ramakrishnan. Bae: Bert-based adversarial examples for text classification. In *Proceedings of the 2020 Conference on Empirical Methods in Natural Language Processing (EMNLP)*, pages 6174–6181, 2020.
- [11] Ian J. Goodfellow, Jonathon Shlens, and Christian Szegedy. Explaining and harnessing adversarial examples. *CoRR*, abs/1412.6572, 2015.
- [12] Peter J Green and David I Hastie. Reversible jump mcmc. *Genetics*, 155(3):1391–1403, 2009.
- [13] Jan F Haase, Luca Dellantonio, Alessio Celi, Danny Paulson, Angus Kan, Karl Jansen, and Christine A Muschik. A resource efficient approach for quantum and classical simulations of gauge theories in particle physics. *Quantum*, 5:393, 2021.
- [14] Brent Harrison, Christopher Purdy, and Mark O Riedl. Toward automated story generation with markov chain monte carlo methods and deep neural networks. In *Thirteenth Artificial Intelligence and Interactive Digital Entertainment Conference*, 2017.
- [15] HJ Herrmann. Fast algorithm for the simulation of ising models. *Journal of statistical physics*, 45(1):145–151, 1986.
- [16] Andrew Ilyas, Shibani Santurkar, Dimitris Tsipras, Logan Engstrom, Brandon Tran, and Aleksander Madry. Adversarial examples are not bugs, they are features. *Advances in neural information processing systems*, 32, 2019.
- [17] Mohit Iyyer, John Wieting, Kevin Gimpel, and Luke Zettlemoyer. Adversarial example generation with syntactically controlled paraphrase networks. In *Proceedings of the 2018 Conference of the North American Chapter of the Association for Computational Linguistics: Human Language Technologies, Volume 1 (Long Papers)*, pages 1875–1885, 2018.
- [18] Robin Jia and Percy Liang. Adversarial examples for evaluating reading comprehension systems. In *Proceedings of the 2017 Conference on Empirical Methods in Natural Language Processing*, pages 2021–2031, Copenhagen, Denmark, September 2017. Association for Computational Linguistics.
- [19] Robin Jia, Aditi Raghunathan, Kerem Göksel, and Percy Liang. Certified robustness to adversarial word substitutions. In *Proceedings of the 2019 Conference on Empirical Methods in Natural Language Processing and the 9th International Joint Conference on Natural Language Processing (EMNLP-IJCNLP)*, pages 4129–4142, 2019.
- [20] Xin Kang and Fuji Ren. Sampling latent emotions and topics in a hierarchical bayesian network. *2011 7th International Conference on Natural Language Processing and Knowledge Engineering*, pages 37–42, 2011.
- [21] Yoon Kim. Convolutional neural networks for sentence classification. In *EMNLP*, 2014.
- [22] Dirk P Kroese, Thomas Taimre, and Zdravko I Botev. *Handbook of Monte Carlo Methods*. John Wiley & Sons, 2011.
- [23] Kaori Kumagai, Ichiro Kobayashi, Daichi Mochihashi, Hideki Asoh, Tomoaki Nakamura, and Takayuki Nagai. Human-like natural language generation using monte carlo tree search. In *CC-NLG*, 2016.
- [24] Alexey Kurakin, Ian J Goodfellow, and Samy Bengio. Adversarial examples in the physical world. In *Artificial intelligence safety and security*, pages 99–112. Chapman and Hall/CRC, 2018.
- [25] Dianqi Li, Yizhe Zhang, Hao Peng, Liqun Chen, Chris Brockett, Ming-Ting Sun, and William B Dolan. Contextualized perturbation for textual adversarial attack. In *Proceedings of the 2021 Conference of the North American Chapter of the Association for Computational Linguistics: Human Language Technologies*, pages 5053–5069, 2021.
- [26] Linyang Li, Ruotian Ma, Qipeng Guo, Xiangyang Xue, and Xipeng Qiu. Bert-attack: Adversarial attack against bert using bert. In *Proceedings of the 2020 Conference on Empirical Methods in Natural Language Processing (EMNLP)*, pages 6193–6202, 2020.
- [27] Yinhan Liu, Myle Ott, Naman Goyal, Jingfei Du, Mandar Joshi, Danqi Chen, Omer Levy, Mike Lewis, Luke Zettlemoyer, and Veselin Stoyanov. Roberta: A robustly optimized bert pretraining approach. *ArXiv*, abs/1907.11692, 2019.
- [28] Tomas Mikolov, Kai Chen, Gregory S. Corrado, and Jeffrey Dean. Efficient estimation of word representations in vector space. In *ICLR*, 2013.

- [29] George A Miller, Richard Beckwith, Christiane Fellbaum, Derek Gross, and Katherine J Miller. Introduction to wordnet: An on-line lexical database. *International journal of lexicography*, 3(4):235–244, 1990.
- [30] John X. Morris, Eli Lifland, Jin Yong Yoo, Jake Grigsby, Di Jin, and Yanjun Qi. Textattack: A framework for adversarial attacks, data augmentation, and adversarial training in nlp, 2020.
- [31] Nikola Mrkšić, Diarmuid Ó Séaghdha, Blaise Thomson, Milica Gasic, Lina M Rojas Barahona, Pei-Hao Su, David Vandyke, Tsung-Hsien Wen, and Steve Young. Counter-fitting word vectors to linguistic constraints. In *Proceedings of the 2016 Conference of the North American Chapter of the Association for Computational Linguistics: Human Language Technologies*, pages 142–148, 2016.
- [32] Daniel Naber et al. A rule-based style and grammar checker. *Citeseer*, 2003.
- [33] Mingze Ni, Zhensu Sun, and Wei Liu. Fraud's bargain attacks to textual classifiers via metropolis-hasting sampling (student abstract). In *Proceedings of the AAAI Conference on Artificial Intelligence*, 2023.
- [34] Nicolas Papernot, Patrick D. McDaniel, Ananthram Swami, and Richard E. Harang. Crafting adversarial input sequences for recurrent neural networks. *CoRR*, abs/1604.08275, 2016.
- [35] Grigorios A Pavliotis. Stochastic processes and applications. *Informe técnico*, 2015.
- [36] Jeffrey Pennington, Richard Socher, and Christopher D. Manning. Glove: Global vectors for word representation. In *Empirical Methods in Natural Language Processing (EMNLP)*, pages 1532–1543, 2014.
- [37] Alec Radford, Jeffrey Wu, Rewon Child, David Luan, Dario Amodei, and Ilya Sutskever. Language models are unsupervised multitask learners. *OpenAI*, 2019.
- [38] Shuhuai Ren, Yihe Deng, Kun He, and Wanxiang Che. Generating natural language adversarial examples through probability weighted word saliency. In *Proceedings of the 57th annual meeting of the association for computational linguistics*, pages 1085–1097, 2019.
- [39] Marco Tulio Ribeiro, Sameer Singh, and Carlos Guestrin. Semantically equivalent adversarial rules for debugging NLP models. In *Proceedings of the 56th Annual Meeting of the Association for Computational Linguistics (Volume 1: Long Papers)*, pages 856–865, Melbourne, Australia, July 2018. Association for Computational Linguistics.
- [40] Reuven Rubinstein. The cross-entropy method for combinatorial and continuous optimization. *Methodology and computing in applied probability*, 1(2):127–190, 1999.
- [41] Victor Sanh, Lysandre Debut, Julien Chaumond, and Thomas Wolf. Distilbert, a distilled version of bert: smaller, faster, cheaper and lighter. *ArXiv*, abs/1910.01108, 2019.
- [42] Elvis Saravia, Hsien-Chi Toby Liu, Yen-Hao Huang, Junlin Wu, and Yi-Shin Chen. CARER: Contextualized affect representations for emotion recognition. In *Proceedings of the 2018 Conference on Empirical Methods in Natural Language Processing*, pages 3687–3697, Brussels, Belgium, October-November 2018. Association for Computational Linguistics.
- [43] Valentin Schwarz, Gabor Hannak, and Gerald Matz. On the convergence of average consensus with generalized metropolis-hasting weights. In *2014 IEEE International Conference on Acoustics, Speech and Signal Processing (ICASSP)*, pages 5442–5446. IEEE, 2014.
- [44] Sameer Singh, Michael L. Wick, and Andrew McCallum. Monte carlo mcmc: Efficient inference by sampling factors. In *AKBC-WEKEX@NAACL-HLT*, 2012.
- [45] Richard Socher, Alex Perelygin, Jean Wu, Jason Chuang, Christopher D. Manning, Andrew Ng, and Christopher Potts. Recursive deep models for semantic compositionality over a sentiment treebank. In *Proceedings of the 2013 Conference on Empirical Methods in Natural Language Processing*, pages 1631–1642, Seattle, Washington, USA, October 2013. Association for Computational Linguistics.
- [46] Kaitao Song, Xu Tan, Tao Qin, Jianfeng Lu, and Tie-Yan Liu. Mpnnet: Masked and permuted pre-training for language understanding. *Advances in Neural Information Processing Systems*, 33:16857–16867, 2020.
- [47] Xinghao Yang, Weifeng Liu, James Bailey, Dacheng Tao, and Wei Liu. Bigram and unigram based text attack via adaptive monotonic heuristic search. In *Proceedings of the AAAI Conference on Artificial Intelligence*, volume 35, pages 706–714, 2021.
- [48] Jin Yong Yoo and Yanjun Qi. Towards improving adversarial training of nlp models. In *Findings of the Association for Computational Linguistics: EMNLP 2021*, pages 945–956, 2021.
- [49] Xiaoyong Yuan, Pan He, Qile Zhu, and Xiaolin Li. Adversarial examples: Attacks and defenses for deep learning. *IEEE transactions on neural networks and learning systems*, 30(9):2805–2824, 2019.

- [50] Yuan Zang, Fanchao Qi, Chenghao Yang, Zhiyuan Liu, Meng Zhang, Qun Liu, and Maosong Sun. Word-level textual adversarial attacking as combinatorial optimization. In *Proceedings of the 58th Annual Meeting of the Association for Computational Linguistics*, pages 6066–6080, 2020.
- [51] W. Zhang, Quan Z. Sheng, Ahoud Abdulrahmn F. Alhazmi, and Chenliang Li. Adversarial attacks on deep-learning models in natural language processing. *ACM Transactions on Intelligent Systems and Technology (TIST)*, 11:1 – 41, 2020.
- [52] Xiang Zhang, Junbo Jake Zhao, and Yann LeCun. Character-level convolutional networks for text classification. In *NIPS*, 2015.
- [53] Xiangzeng Zhou, Lei Xie, Peng Zhang, and Yanning Zhang. Online object tracking based on cnns with metropolis-hasting re-sampling. In *Proceedings of the 23rd ACM international conference on Multimedia*, pages 1163–1166, 2015.