

Feature Completion Transformer for Occluded Person Re-identification

Tao Wang, Hong Liu[†], *Member, IEEE*, Wenhao Li, Miaoju Ban, Tianyu Guo, Yidi Li

Abstract—Occluded person re-identification (Re-ID) is a challenging problem due to the destruction of occluders. Most existing methods focus on visible human body parts through some prior information (such as pose information, semantic segmentation, human body parsing, etc.). However, when complementary occlusions occur, features in occluded regions can interfere with matching, which affects performance severely. In this paper, different from most previous works that discard the occluded region, we propose a Feature Completion Transformer (FCFormer) to implicitly complement the semantic information of occluded parts in the feature space. Specifically, Occlusion Instance Augmentation (OIA) is proposed to simulate real and diverse occlusion situations on the holistic image. These augmented images not only enrich the amount of occlusion samples in the training set, but also form pairs with the holistic images. Subsequently, a dual-stream architecture with a shared encoder is proposed to learn paired discriminative features from pairs of inputs. Without additional semantic information, an occluded-holistic feature sample-label pair can be automatically created. Then, Feature Completion Decoder (FCD) is designed to complement the features of occluded regions by using learnable tokens to aggregate possible information from self-generated occluded features. Finally, we propose the Cross Hard Triplet (CHT) loss to further bridge the gap between complementing features and extracting features under the same ID. In addition, Feature Completion Consistency (FC²) loss is introduced to help the generated completion feature distribution to be closer to the real holistic feature distribution. Extensive experiments over five challenging datasets demonstrate that the proposed FCFormer achieves superior performance and outperforms the state-of-the-art methods by significant margins on occluded datasets.

Index Terms—Person Re-identification, Transformer, Occlusion, Feature Completion

I. INTRODUCTION

PERSON Re-Identification (Re-ID) involves identifying a person-of-interest across multiple non-overlapping cameras [1]. This task has a wide range of application backgrounds in many fields, such as video surveillance, activity analysis, sport understanding, and tracking.

In the past few years, most of the existing methods mainly focus on the holistic person Re-ID problem, which assumes that pedestrians' body is fully visible. However, in real-world scenarios, such as stations, airports, and shopping malls, person images from surveillance cameras can be easily occluded by some obstacles, e.g. plants, umbrellas, cars, or other pedestrians, which poses a challenge for holistic Re-ID to identify persons with incomplete and invisible body parts. Therefore, the task of occluded person re-identification [2] is of significant practical importance.

Occluded person Re-ID faces more challenging problems because of the following three reasons: (1) The limited number

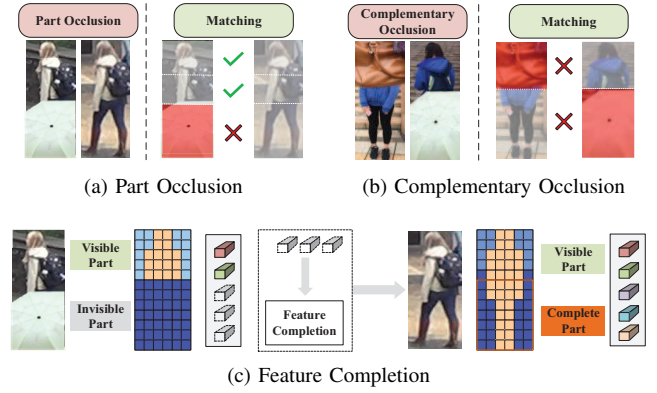


Fig. 1: Illustration of part/complementary occlusion and our proposed feature completion paradigm. FCFormer represents an occluded person image by using the transformer decoder to implicitly recover the missing features in occluded regions.

of occlusion samples in the training dataset [3] makes the model sensitive to diverse occlusions. (2) Occlusions will introduce a lot of noise information, which will interfere with feature extraction. (3) Occlusion will cause the loss of appearance information, making the extracted features less discriminative and incorrect semantic alignment for matching, as shown in Figure 1a and 1b.

To address the above problems, many occluded ReID methods are proposed. For the first problem, some researches [4], [5] employ the occlusion augmentation strategy to improve the robustness of the model. However, these occlusion augmentation strategies still cannot simulate the real environment well. Most of them focus on more occlusion samples for training, while do not improving the diversity of occlusion. For the second challenge, a large proportion of them exploits additional cues (e.g. pose estimation, semantic parsing or human mask) to indicate non-occluded body parts. For example, PGFA [3] directly utilizes pose information to indicate non-occluded body parts on the spatial feature map. PVPM [6] and HoReID [7] use graph-based approaches to model topology information by learning node-to-node or edge-to-edge correspondence to further mine the visible parts. These methods use external models directly at the inference stage to extract additional semantic information. However, those approaches are sensitive and error-prone when facing complex backgrounds or severe occlusions. For the third problem, some methods [8], [9] attempt to utilize GANs to predict the occluded part at the image level to restore the holistic pedestrian. However, the generated regions are still not convincing, resulting in limited

performance. A recent work [10] performs feature completion on occluded regions by using occluded body part landmarks and utilizing the region based encoder-decoder architecture, which efficiently captures spatial information to recover invisible parts from neighboring features. But this method still needs extra key-points information and pre-designed the regions in the feature space, which is not flexible enough.

Currently, there is no effective approach to address all three of these issues simultaneously. To this end, we propose an *Feature Completion Transformer* (FCFormer) for occluded person ReID to mitigate the impact of the three challenges. Specifically, the proposed method could adaptively complement the occluded features, as shown in Figure 1. As Figure 3 shows, the encoder is responsible for extracting global and local information. On this basis, four designs are proposed to alleviate the above three problems. **Firstly**, to obtain rich occlusion samples, we build an *Occlusion Instances Library* (OIL) that contains 17 classes of occlusion samples obtained from the COCO [11] and Occluded-duke [3] training sets. Then we propose an *Occlusion Instance Augmentation* (OIA) strategy that produces more diverse occluded training images pairs by pasting image patches from OIL with a specific strategy. As Figure 2 shows, compared with the existing occlusion augmentation strategies, such as random erase [12] and OAMN augmentation [4], the introduce of rich occlusion samples can better simulate real-world occlusion scenarios. **Secondly**, a dual-stream encoder paradigm with shared weights is proposed, and the generated holistic-occluded image pairs are taken as input to obtain aligned feature pairs. In general, holistic pedestrian features contain more ID representations than occluded pedestrian features. **Thirdly**, based on the above prior information, a self-supervised *Feature Completion Decoder* (FCD) module is proposed to complement occluded pedestrian features. FCD has a learnable completion embedding representation, which enables the model to automatically complement missing features under the supervision of holistic pedestrian features without pre-defining human body regions and additional labels. **Finally**, to bridge the large feature gap between the occluded scene and the holistic scene, we design a *Cross Hard Triplet Loss* (CHT) for metric learning. In addition, we propose a *Feature Completion Consistency Loss* (FC²) to explicitly narrow the distribution discrepancy between completion features and holistic features in high-dimensional space, thereby ensuring that FCD could conduct feature completion and train in a self-supervised manner.

The main contributions can be summarized as follows:

- (1) We propose an Occlusion Instances Library and an Occlusion Instance Augmentation (OIA) strategy for Occluded ReID task, which brings more realistic image-level occlusion enhancement.
- (2) We propose a Feature Completion Decoder to exploit learnable tokens for occluded features completion. Compared to pervious works, our method is more flexible without any pre-designed regions.
- (3) We design a Cross Hard Triplet Loss and a Feature Completion Consistency Loss to impel model's perception ability and feature completion ability respectively.
- (4) To prove the effectiveness of our method, we perform



Fig. 2: Examples of occluded pedestrians and introducing Augmentation. (a) shows the real-world occlusion scenarios. (b) and (c) show augmentation strategy introduced by OAMN [4] and our proposed OIA respectively.

experiments on occluded and holistic Re-ID datasets. The results validate the proposed method performs favorably against state-of-the-art methods.

II. RELATED WORK

A. Occluded Person Re-Identification

Existing methods can be roughly divided into three categories, including part-to-part matching based methods, extra-clues based methods and feature recovery based methods.

Part-to-part matching methods address the occlusion issue by evaluating the similarity between the aligned local features. Sun et al. [13] present a network called Part-based Convolution Baseline (PCB) that uniformly partitions the feature map and learns local features directly. Zhang et al. [14] aligns features by finding the shortest path among local features. Sun et al. [15] propose a Visibility-aware Part Model (VPM), which learns to perceive the visibility of regions by self-supervised learning. Jia et al. [16] propose MoS measures the similarity between person images by using the Jaccard similarity, which formulates the occluded person re-ID as a set matching problem without alignment. The second category is extra-clues based methods, which leverages external cues to locate the human body part such as segmentation, pose estimation or body parsing. Song et al. [17] propose a mask-guided attention model to extract discriminative and robust features invariant to background clutters. Miao et al. [3] introduce Pose-Guided Feature Alignment (PGFA) that utilizes gaussian pose heatmap to mine discriminative parts without occlusion. Gao et al. [6] propose a Pose-guided Visible Part Matching (PVPM) model to learn discriminative local features with pose-guided attentions. Wang et al. [7] propose HOREID that utilize GCN to embed the high-order relation and human-topology information between various body joints. The last category is feature recovery based methods, which mainly focus on how to recover the features of occluded regions. Hou et al. [10] propose Spatial and Temporal Region

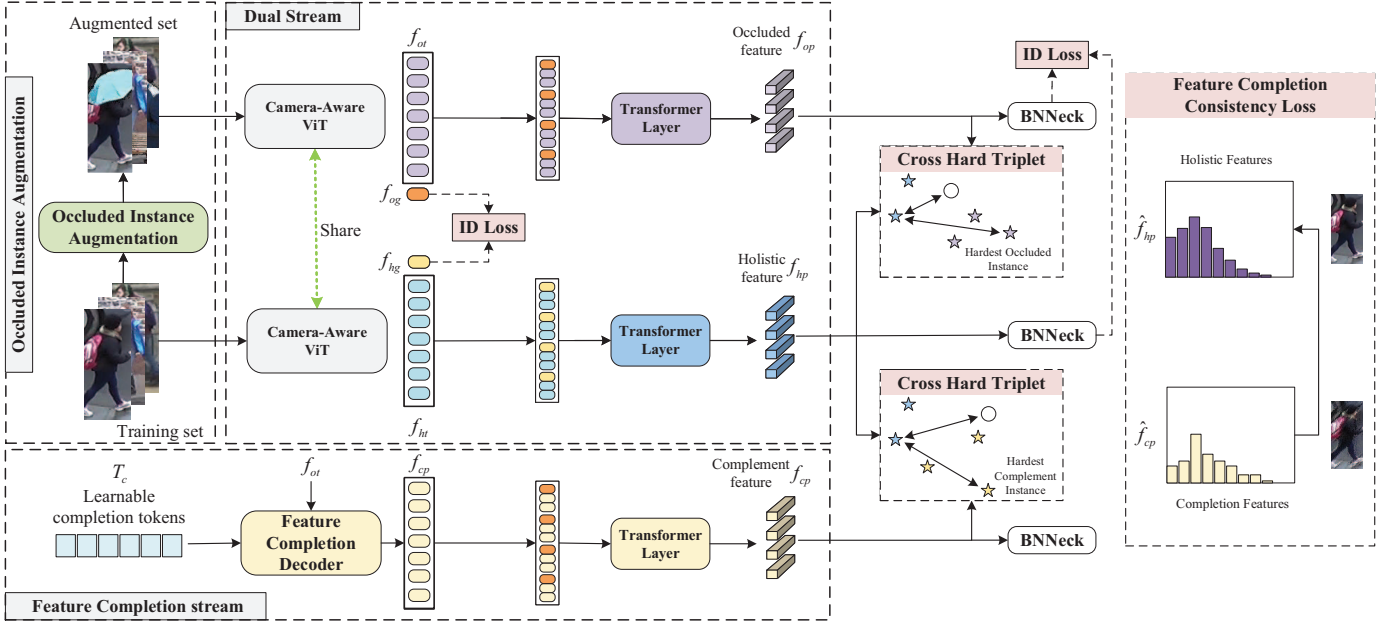


Fig. 3: Overall architecture of feature completion transformer (FCFormer). FCFormer consists of three parts (Occluded Instance Augmentation, Dual stream architecture, and Feature Completion Stream) and two losses (Cross Hard Triplet Loss and Feature Completion Consistency Loss). The holistic-occlusion sample pairs generated from OIA are fed into dual stream architecture with shared encoder. The non-shared parts of dual architecture are used to train the specific tasks. Then FCD takes the learnable tokens and occluded features as input to recovery holistic features. We propose CHT Loss to allow the model to better perform metric learning among three different modal features (occlusion, holistic, and completion features). At last, FC^2 Loss is proposed to guide FCD to generate a completion feature similar enough to the holistic feature. In the test stage, the features from three branches are utilized for retrieving.

Feature Completion (RFC) to recover semantics of occluded regions in feature space for image and video occluded person Re-ID respectively. Yu et al. present that occluded person image features can be reconstructed by its neighborhoods to tackle the problem of occluded person Re-ID. However, the above recovery-based methods all seriously need the support of additional semantic information. Different from the above methods, our method simulates a variety of occlusions, and introduces learnable completion tokens to complete the feature completion of occluded areas in a “self-supervised” paradigm, which can be well adapted to various occlusion problems.

B. Occlusion Augmentation

The existing person re-identification model is difficult to deal with the occlusion problem, and the interference caused by occlusion limits their robustness. One of the factors is the limited occluded samples in the training set [18], making the model unable to learn the relationship between occlusions and pedestrians. An effective way to solve this problem is the occlusion augmentation strategy. Currently, occlusion augmentation strategies can be divided into three categories: (1) Random erase. Zhong et al. [12] propose a method to randomly erase pixel values directly on the image and replace them with random values. This method is simple and helps to reduce the risk of overfitting, but has low generalization. (2) Random cropping and random pasting. Chen et al. [4] randomly cropped a rectangular patch in the training images, and then scaled the cropped area and pasted it in the set four areas randomly. (3) Occluded sample augmentation. Jia et al. [5] proposed a method that crops different occlusions

from train set and randomly synthesize occlusions for each training batch. Compared with strategy (2), the generated images can better simulate the real occlusion scene, which makes the model could implicitly learn more robust features. However, the occlusions in the Occluded-Duke training set are utilized to synthesize, where the categories and number of occlusions are limited, and these methods do not take full advantage of occlusion semantics and paired features brought by augmentation.

III. PROPOSED METHOD

In this section, we introduce the proposed Feature Completion Transformer (FCFormer) in detail. Firstly, in order to alleviate the model sensitivity problem caused by the small number of occluded samples, we introduce an online data augmentation module named Occlusion Instance Augmentation (OIA) that produces image pairs and occlusion masks (see section III-A for details). Then, a shared dual-stream encoder is proposed to extract pairwise aligned features (see section III-B for details), which could better learn the occlusion relationship from the paired images. A Feature Completion Decoder (FCD) is further proposed to complement human body features in occluded regions (see section III-C for details). The flowchart of our method is shown in Figure 3 and the overall FCFormer approach is outlined in Algorithm 1.

A. Occlusion Instance Augmentation

Most of the existing occlusion augmentation strategies use random cropping to obtain occlusions from randomly sampled images, and stitch the randomly cropped pictures to form




Fig. 4: Some occlusion samples from Occlusion Instance Library.

an occlusion scene. However, the cropped occlusion has no explicit semantic information and cannot well simulate the occlusion in the real environment. To address above issues, we propose the diversity occlusion instance augmentation strategy. The strategy contains Occlusion Instance Library (OIL) and Occlusion Instance Augmentation strategy (OIA).

Occlusion Instance Library. In order to better utilize occlusion augmentation to solve the occlusion problem, we propose a general occlusion dataset. By utilizing this dataset, more diverse and realistic occlusion situations can be simulated. We first merge the Occluded-Duke [3] training set and the COCO [11] training set, then utilize the Mask R-CNN [19] to obtain the instance bounding box. In order to avoid the interference of noise information, we erase the pixels irrelevant to the instance. As shown in Figure 4, we manually selected 17 common classes (such as pedestrians, vehicles, bicycles, umbrella, etc.) as occlusion samples with a total of 1000 images.

TABLE I: Classes in Occlusion Instance Library.

OIL	Strong prior set O_s		Weak prior set O_w	
	car	truck	umbrella	Backpack
	bicycle	motorcycle	suitcase	road sign
	fire hydrant	table	Kite	tennis racket
	pedestrian	chair	suitcase	billboard
	-	bench	-	-

Occlusion Instance Augmentation. Empirically, Some common occlusions have position priors in detected person image (for example, as the fig 2(a) shows, vehicles are generally in the lower half of the image and are unlikely to appear in other areas of the image). So we determine the augmentation position according to the category of occlusion. As Table I shows, the OIL is divided into two sets: strong position priors set O_s and weak position priors set O_w . For strong position priors set, we align the bottom edge and place them randomly in the horizontal directions. However, for the weak position prior set, its location in the detection box can be relatively random.

Specifically, given an image batch X , for each $x_i \in X$ and $x_i \in \mathbb{R}^{H \times W \times C}$, where H, W, C denote the high, width, and channel dimension respectively. Our augmentation scheme has following few steps: (1) Randomly select an occlusion sample x_{ob} from OIL . (2) Randomly Scale the occlusion x_{ob} to 10%~70% of image size $H \times W$. It can be described as

$$\epsilon = \frac{\delta(H \times W)}{h_o \times w_o}, \quad (1)$$

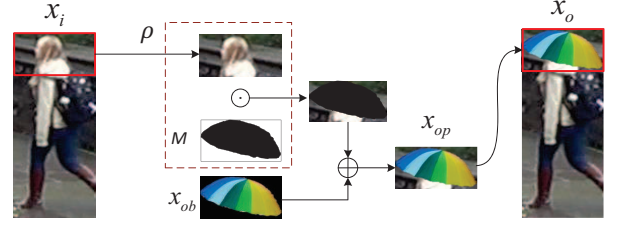


Fig. 5: Schematic diagram of Occlusion Instance Augmentation.

where $h_o \times w_o$ denotes the size of chosen occlusion sample x_{ob} , ϵ is the ratio of h_o and w_o , $\delta \sim \mathcal{U}(0.1, 0.7)$ is the scaling factor, \mathcal{U} denotes the uniform distribution. (3) Determine the augmentation area. If $x_{ob} \in O_s$, we choose augmentation location (h, w) , where $h \in \{H - \epsilon h_o, H\}$ and $w \in \{0, W\}$. If $x_{ob} \in O_w$, we randomly put the occlusion sample onto training image x_i . Finally, our OIA could be formulated as:

$$x_{op} = \psi(x_{ob}, \epsilon) + M \odot \rho(x_i), \quad (2)$$

where x_{op} denotes the augmented image patches, $\psi(\cdot, \cdot)$ is the resize operation, M denotes the occlusion binary mask sampled from resized occlusion x_{ob} , and $\rho(\cdot)$ means clipping operation. At last, x_{op} will be paste on the holistic image x_i . The overall process is shown in Figure 5. Following above precess, we obtain an occluded copies of each training image. The augmented image is denoted as x_o .

B. Dual Stream Architecture

Following method [20] and [21], we build our feature extractor based on ViT [22]. Given a pair of holistic-occluded images $x_h \in \mathbb{R}^{H \times W \times C}$ and $x_o \in \mathbb{R}^{H \times W \times C}$ from OIA, the shared encoder will split the input image into N non-overlapping patches by using a 2D convolution layer $p(\cdot)$, then patch embeddings $E_p \in \mathbb{R}^{N \times d}$ can be obtained, where d denotes the embedding dimension. In order to alleviate the impact of camera perspective, we follow the method in [20] and set a learnable parameter E_{cm} to learn camera perspective information. At the same time, a learnable global embedding E_g is prepended to the patch embeddings.

$$E_p = p(x), \quad (3)$$

$$E_{input} = \text{Concat}(E_g, E_p) + P_E + \lambda_{cm} E_{cm}, \quad (4)$$

where λ_{cm} is the ratio of camera embeddings, P_E is the learnable position embedding. Then ViT will take E_{input} as input. The output feature for each stream is $f \in \mathbb{R}^{(N+1) \times C}$, where $N+1$ denotes the image tokens and one global token, c is the channel dimension. The global tokens $f_{og} \in \mathbb{R}^{1 \times C}$ and $f_{hg} \in \mathbb{R}^{1 \times C}$ are treat as global feature. Several methods [13], [23] have proved that fine-grained part features are effective for person re-identification tasks. Thus, the rest of image tokens $f_{ot} \in \mathbb{R}^{N \times C}$ and $f_{ht} \in \mathbb{R}^{N \times C}$ will be fed into two parallel streams to generate local features. Following the methods [20] and [21], we split image tokens into M_n parts and concatenate the corresponding global features for each part. After obtained the M_n parts features, we feed them into a non-shared transformer layer and finally get local feature

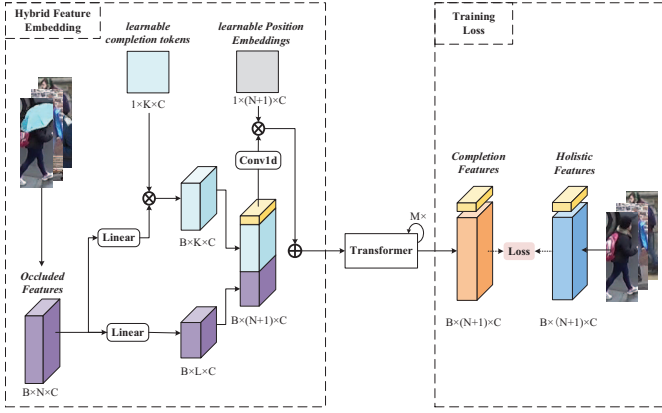


Fig. 6: Illustration of the proposed feature completion decoder.

representations $f_{hp} \in \mathbb{R}^{M_n \times C}$ and $f_{op} \in \mathbb{R}^{M_n \times C}$. Normalized features \hat{f}_{hp} and \hat{f}_{op} can be obtained through a BNNeck [24]. In short, dual stream architecture consists of a shared ViT backbone and two non-shared transformer layers. The shared backbone can extract general features, while the unshared transformer layer will learn specific patterns for occluded and holistic Re-ID tasks.

Loss: To guarantee that the local features are related to the identity and ensure their discriminability, we train it with following identity loss:

$$\mathcal{L}_{id_g} = \frac{1}{B} \sum_i \log(p(\hat{f}_{og}^i) \cdot p(\hat{f}_{hg}^i)), \quad (5)$$

$$\mathcal{L}_{id_1} = \frac{1}{B} \sum_i \log(p(\hat{f}_{hp}^i)), \quad (6)$$

$$\mathcal{L}_{id_2} = \frac{1}{B} \sum_i \log(p(\hat{f}_{op}^i)), \quad (7)$$

$$\mathcal{L}_{id} = \mathcal{L}_{id_g} + \mathcal{L}_{id_1} + \mathcal{L}_{id_2}, \quad (8)$$

where B denotes the batch size, $p(\cdot)$ denotes the probability function.

C. Feature Completion Stream

Even though the occlusion augmentation strategy and the training method of shared dual-stream network can force the model to better focus on unoccluded parts, the lack of human body part information caused by occlusion has not received much attention. Therefore, we propose a feature completion stream to recover the features of the occluded parts.

The feature completion stream consist of a Feature Completion Decoder (FCD) and a transformer layer, as shown in Figure 3. The FCD is illustrated in Figure 6, which consists of a hybrid feature embedding, several transformer layers, and training loss.

Hybrid Feature Embedding: we consider the completion pedestrian features to be composed of occlusion features and recovery features. Inspired by MAE [25], our approach reconstructs the holistic features from the latent occluded features. For each occluded input features, learnable prototype completion tokens $T_c \in \mathbb{R}^{1 \times K \times C}$ are prepended to aggregate

missing feature information from f_{ot} . It is worth noting that the position of MAE's mask token is fixed within the batch, which means that each instance can use the same set of mask tokens for feature completion. However, unlike the MAE, the occlusion positions of samples generated by OIA are randomly sampled, so we need to conduct completion on each instance. Thus, we fuse the learnable prototype tokens T_c with occlusion features to obtain instance-level tokens. Formally,

$$T_b = (W_1^T f_{ot}) T_c, \quad (9)$$

where $W_1 \in \mathbb{R}^{N \times K}$ is linear projection, $T_b \in \mathbb{R}^{B \times K \times C}$ is the instance completion tokens. Here, $K = \alpha N$, and α is a hyper-parameter to control the number of tokens. Then we map f_{ot} into L dimension, and concatenate with T_b . Formally,

$$f_r = \text{Concat}(f_{og}, T_b, (W_2^T f_{ot})), \quad (10)$$

where $\text{Concat}(\cdot)$ is operation of vector combination, $W_2 \in \mathbb{R}^{N \times L}$ is linear projection, and $L = (1 - \alpha)N$. f_{og} is prepended to provide global information. Finally, reconstruct feature $f_r \in \mathbb{R}^{B \times (N+1) \times C}$ is obtained. As mentioned above, due to the randomness of the position of the occluded region, the prepended features need to learn different regions for each instance. However, the operation of prepending limits the position learning, so we use a learnable position embedding to assist the model to encode the token position of each instance. Formally,

$$f_r = (W_3 f_r) P_e + f_r, \quad (11)$$

where W_3 is the parameter of convolution, P_e is the positional embedding.

Transformer Layers: the consolidated features are sent to the transformer layers to complement unoccluded body parts. Following the Transformer [26], the query, key, and value can be formulated as:

$$Q = W_q f_r, K = W_k f_r, V = W_v f_r, \quad (12)$$

where W_q, W_k, W_v are weights of linear projections. Through the attention mechanism, the final completion feature can be expressed as:

$$f_m = \text{softmax}\left(\frac{QK}{\sqrt{k}}\right)V \quad (13)$$

$$f_{cp} = W f_m + b. \quad (14)$$

Training Loss: Here we use the holistic feature f_{ht} as the target, which is taken from the complete branch of the dual-stream branch, thus forming a self-supervised training method. The MSE loss function is utilized to drive FCD for training. The training loss can be defined as:

$$\mathcal{L}_{fcd} = \|f_{cp} - f_{ht}\|_2^2. \quad (15)$$

D. Overall Training Loss

We propose a Cross Hard Triplet Loss (CHT) to help the model to better perform metric learning among three different modes of features. (occluded features, holistic features, and complete features). Furthermore, In order to successfully complete the occluded pedestrian features, we propose a Feature Completion Consistency Loss (FC²). It is worth noting that

Algorithm 1 Feature Completion Transformer

```

1: Require An Occluded training set  $\mathcal{X}$ , an occlusion In-
   stance library  $\mathcal{O}$ , Strong prior set  $\mathcal{O}_s$ , Weak prior set  $\mathcal{O}_w$ ,
    $\epsilon$  for Eq.(1);
2: %Training stage
3: Initialize the ViT backbone;
4: Initialize the learnable completion token  $T_c$ ;
5: for  $epoch = 1$  to  $num\_epoch$  do
6:   for mini_batch  $\mathcal{B} \in \mathcal{X}$  do
7:     for each sample  $x \in \mathcal{B}$  do
8:       Randomly select occlusion sample  $x_{ob}$  from  $\mathcal{O}$ ;
9:       Scale  $x_{ob}$  according to  $\epsilon$ ;
10:      if  $x_{ob} \in \mathcal{O}_s$  then
11:        Randomly paste  $x_{ob}$  onto  $x$  at position  $(h, w)$ ,
         $h \in \{H - \epsilon h_o, H\}$  and  $w \in \{0, W\}$ ;
12:      else  $\{x_{ob} \in \mathcal{O}_w\}$ 
13:        Randomly paste  $x_{ob}$  onto  $x$  at position  $(h, w)$ ,
         $h \in \{0, H\}$  and  $w \in \{0, W\}$ ;
14:      end if
15:    end for
16:    Extract holistic and occluded features  $f_{hp}$  and  $f_{op}$ 
    through dual stream architecture;
17:    Generate complete feature  $f_c$  using FCD by taking
     $T_c$  and  $f_{op}$  as input;
18:    Compute  $\mathcal{L}_{id}$ ,  $\mathcal{L}_{cht}$ ,  $\mathcal{L}_{fc^2}$  by Eqs.8, 18, 19;
19:    Compute final loss in Eq.20;
20:    Backward to update the Re-ID model;
21:  end for
22: end for

```

this method does not require any additional labels and can be trained in a self-supervised manner.

Cross Hard Triplet Loss: Here, we set holistic feature f_{hp} as anchor, and we want ensure that f_{hp} is closer to all positive samples than other negative samples, which is the same as original triplet loss [27]. However, most previous models only measure features in a single modality. We find the hardest pair of positive samples and the hardest pair of negative samples among holistic features, occluded features, and complementary features for optimization. Formally,

$$p_1 = \arg \max_j |f_{hp}^i - f_{op}^j|_+, p_2 = \arg \max_j |f_{hp}^i - f_c^j|_+, \quad (16)$$

$$n_1 = \arg \min_j |f_{hp}^i - f_{op}^j|_-, n_2 = \arg \min_j |f_{hp}^i - f_c^j|_-, \quad (17)$$

$$\begin{aligned} \mathcal{L}_{cht} = & \sum_i^B \max([\|f_{hp}^i - f_{op}^{p_1}\|_2^2 - \|f_{hp}^i - f_{op}^{n_1}\|_2^2 + \alpha], 0) \\ & + \sum_i^B \max([\|f_{hp}^i - f_c^{p_2}\|_2^2 - \|f_{hp}^i - f_c^{n_2}\|_2^2 + \alpha], 0), \end{aligned} \quad (18)$$

where p_1 is the index of the hardest positive sample in f_{op} , p_2 is the index of the hardest positive sample in f_c , n_1 is the index of the hardest negative sample in f_{op} , and n_2 is the index of the hardest negative sample in f_c . α is a margin hyperparameter.

Feature Completion Consistency Loss: it is almost impossible to complete the ideal holistic feature distribution. So

in order to make the distribution of features obtained by completion consistent with the distribution of holistic features, our goal then becomes to minimize the difference between the completed feature distribution and the holistic feature distribution:

$$\mathcal{L}_{fc^2} = \frac{1}{B} \sum_i [p(\hat{f}_c^i) \log p(\hat{f}_c^i) - p(\hat{f}_c^i) \log p(\hat{f}_{hp}^i)] \quad (19)$$

where \hat{f}_c denotes the feature embedding after BNNeck, $p(\cdot)$ denotes the predicted probability of given features.

E. Training and Inference

In the training stage, dual stream architecture and feature completion decoder are trained together with the overall objective loss, which is formulated as Eq.20.

$$\mathcal{L} = \mathcal{L}_{id} + \mathcal{L}_{fcd} + \mathcal{L}_{cht} + \mathcal{L}_{fc^2}, \quad (20)$$

During inference stage, the model is relatively simple, a ViT encoder and a feature completion decoder can perform the inference.

IV. EXPERIMENTS

A. Datasets and Evaluation Metrics

To illustrate the effectiveness of our method, we evaluate our method on five Re-ID datasets for two tasks including occluded person Re-ID, and holistic person Re-ID.

Occluded-Duke [3] consists of 15,618 training images of 702 persons, 2,210 occluded query images of 519 identities and 17,661 gallery images of 1110 persons. It is a subset of DukeMTMC-reID [40], which is currently the most challenging dataset due to its complex scene.

P-DukeMTMC [2] is the subset of the DukeMTMC-reID, which consists of 12,927 training images with 665 identities, 2163 occluded images for query and 9053 images without occlusion for gallery.

Occluded-REID [2] is captured by the mobile phone, which consist of 2,000 images of 200 occluded persons. Each identity has five full-body person images and five occluded person images with different types of severe occlusions.

Market-1501 [41] contains 1,501 identities observed from 6 camera viewpoints, 12,936 training images of 751 identities, 19,732 gallery images and 2,228 queries of 750 persons.

DukeMTMC-reID [40] contains 36,411 images of 1,404 identities captured from 8 camera viewpoints. It contains 16,522 training images, 17,661 gallery images and 2,228 queries.

Evaluation Metrics. We adopt Cumulative Matching Characteristic (CMC) curves and mean average precision (mAP) to evaluate different Re-ID models.

B. Implementation Details

Our encoder is followed TransReID [20], which consists of 12 transformer layers. The initial weights of encoder are pre-trained on ImageNet-21K and then finetuned on ImageNet-1K. During the training and testing time, input images are both resized to 256×128 . The training images are augmented with

TABLE II: Performance comparison with state-of-the-art methods on Occluded-Duke and P-DukeMTMC. † means the encoder is with a small step sliding-window setting. Hybrid denotes ResNet50 + transformer encoder. ★ means the results are reproduced by [28].

Methods	Backbone	Extra-clue	Occluded-Duke				P-DukeMTMC		Occluded-REID	
			Rank-1	Rank-5	Rank-10	mAP	Rank-1	mAP	Rank-1	mAP
Part-Aligned (ICCV 17) [29]	GoogLeNet	✗	28.8	44.6	51.0	44.6	-	-	-	-
PCB (ECCV 18) [13]	ResNet50	✗	42.6	57.1	62.9	33.7	79.4	63.9	41.3	38.9
Part Bilinear (ECCV 18) [30]	GoogLeNet	✓	36.9	-	-	-	-	-	-	-
FD-GAN (NIPS 18) [31]	ResNet50	✓	40.8	-	-	-	-	-	-	-
DSR (CVPR 18) [32]	ResNet50	✗	40.8	58.2	65.2	30.4	-	-	72.8	62.8
SFR (Arxiv 18) [33]	FCN	✗	42.3	60.3	67.3	32.0	-	-	-	-
Ad-Occluded (CVPR 18) [34]	ResNet50	✗	44.5	-	-	32.2	-	-	-	-
PGFA (ICCV 19) [3]	ResNet50	✓	51.4	68.6	74.9	37.3	85.7	72.4	80.7	70.3
PVPM (CVPR 20) [6]	ResNet50	✓	47.0	-	-	37.7	85.1	69.9	70.4	61.2
ISP (ECCV 20) [35]	ResNet50	✗	62.8	78.1	82.9	52.3	89.0	74.7	-	-
HOREID (CVPR 20) [7]	ResNet50	✓	55.1	-	-	43.8	-	-	80.3	70.2
SORN (TCSVT 21) [36]	ResNet50	✓	57.6	73.9	79.0	46.3	-	-	-	-
MoS (AAAI 21) [16]	ResNet50	✗	61.0	77.4	79.1	49.2	-	-	-	-
OAMN (ICCV 21) [4]	ResNet50	✗	62.6	77.5	-	46.1	-	-	-	-
RFCnet (TPAMI 21) [10]	ResNet50	✓	63.9	77.6	82.1	54.5	-	-	-	-
Pirt (ACM MM 21) [37]	ResNet50-ibn	✓	60.0	-	-	50.9	-	-	-	-
PGFL-KD (ACM MM 21) [38]	ResNet50	✓	63.0	-	-	54.1	-	-	80.7	70.3
QPM (TMM 22) [39]	ResNet50	✗	64.4	79.3	84.2	49.7	89.4	74.4	-	-
TransReID (ICCV 21) [20]	ViT-B	✗	64.2	-	-	55.7	-	-	70.2★	67.3★
PAT (CVPR 21) [23]	Hybrid	✗	64.5	-	-	53.6	-	-	81.6	72.1
DRL (TMM 22) [5]	Hybrid	✗	65.8	80.4	85.2	53.9	-	-	-	-
PFD (AAAI 22) [21]	ViT-B	✓	67.7	80.1	85.0	60.1	-	-	79.8	81.5
FED (CVPR 22) [28]	ViT-B	✗	68.1	-	-	56.4	-	-	86.3	79.3
FCFormer (Ours)	ViT-B	✗	71.3	84.1	87.1	60.9	91.5	80.7	84.9	86.2
TransReID† (ICCV 21) [20]	ViT-B	✗	66.4	-	-	59.2	-	-	-	-
PFD† (AAAI 22) [21]	ViT-B	✓	69.5	-	-	61.8	-	-	81.5	83.0
FCFormer† (Ours)	ViT-B	✗	73.0	84.9	88.6	63.1	92.4	82.5	83.6	85.7
PGFA [3] + Re-ranking	ResNet50	✓	52.4	68.6	74.9	46.8	-	-	-	-
HOREID [7] + Re-ranking	ResNet50	✓	58.3	-	-	49.2	-	-	-	-
Pirt [37] + Re-ranking	ResNet50-ibn	✓	62.1	-	-	59.3	-	-	-	-
PFD [21] + Re-ranking	ViT-B	✓	71.7	79.4	82.3	71.7	-	-	-	-
FCFormer (Ours) + Re-ranking	ViT-B	✗	76.8	85.7	88.4	75.8	89.1	85.3	84.6	86.9
FCFormer† (Ours) + Re-ranking	ViT-B	✗	79.4	86.7	89.3	77.2	90.6	87.1	-	-

random horizontal flipping, and padding. The number of the split tokens M_N is set to 4 for Occluded-Duke dataset (Details are described in Sec. IV-E). The number of decoder layer is set to 2. And the number of token α in FCD is 0.7. The hidden dimension D is set to 768. The transformer decoder is same with [26]. The batch size is set to 64 with 4 images per ID. The learning rate is initialized at 0.008 with cosine learning rate decay. We conduct all experiments on one RTX 3090 GPU.

C. Comparison with the State-of-the-Art Models

We compare our method with the state-of-the-art methods on seven benchmarks including occluded person ReID and holistic person ReID.

Results on Occluded datasets. Table II shows the results on three occluded datasets, i.e., Occluded-Duke and P-DukeMTMC. As table shows, two classes of methods will be compared: CNN based ReID methods [3], [4], [6], [7], [10], [13], [16], [29]–[31], [33]–[39], [42]–[44] and Transformer based ReID methods [5], [20], [21], [23], [28]. The results show that the proposed FCFormer consistently achieves the competitive performance on Occluded datasets. It is worth noting that some previous methods adopt additional models, such as PFD [21] and HOREID [7], both utilize skeleton topology information to cluster unoccluded features, thus achieving

competitive results. In comparison, FCFormer achieves the best result with Rank-1 accuracy of 71.3% and mAP of 60.9% on the challenging Occluded-Duke dataset without any external clues, which outperforms the previous state-of-the-art methods by a large margin (at least +3.2%Rank-1/+0.8%mAP). On the P-DukeMC dataset, our FCFormer achieves 91.5% Rank-1 accuracy and 80.7% mAP, surpassing the state-of-the-art model QPM [39] by 2.1% and 6.3% in terms of Rank-1 accuracy and mAP respectively. In addition, FCFormer is flexible and scalable. We change the step of sliding-window, and also introduce the Re-ranking technology. As the table shows, FCFormer† achieves 73.0%/63.1% on Rank-1/mAP on Occluded-Duke dataset by simply reducing the step size, surpassing others by at least 4.9%/3% in terms of Rank-1 and mAP respectively. Further, with the help of re-ranking, our model FCFormer† + Re-ranking achieves the highest results by far, reaching 79.4% Rank-1 and 77.2% mAP.

Results on Holistic ReID datasets. We conduct experiments on two holistic ReID datasets including Market-1501, and DukeMTMC-reID. Table III shows the results on Market-1501 and DukeMTMC-reID datasets. Specifically, our method FCFormer achieves comparable performance (95.0%/86.8% Rank-1 accuracy and 89.7%/78.8% mAP, respectively) on Market-1501 and DukeMTMC-reID datasets. As shown in the results, PFD achieves better results than ours on the holistic

TABLE III: Performance comparison with state-of-the-art models on Market-1501 and DukeMTMC-reID datasets.

Methods	Market-1501		DukeMTMC	
	Rank-1	mAP	Rank-1	mAP
PCB (ECCV 18) [13]	92.3	77.4	81.8	66.1
DSR (CVPR 18) [32]	83.6	64.3	-	-
BOT (CVPRW 19) [45]	94.1	85.7	86.4	76.4
VPM (CVPR 19) [15]	93.0	80.8	83.6	72.6
MVPM (ICCV 19) [46]	91.4	80.5	83.4	70.0
SFT (ICCV 19) [47]	93.4	82.7	86.9	73.2
CAMA (CVPR 19) [48]	94.7	84.5	85.8	72.9
IANet (CVPR 19) [49]	94.4	83.1	87.1	73.4
Circle (CVPR 20) [50]	94.2	84.9	-	-
SPReID (CVPR 18) [51]	92.5	81.3	84.4	70.1
P ² Net (ICCV 19) [52]	95.2	85.6	86.5	73.1
PGFA (CVPR 19) [3]	91.2	76.8	82.6	65.5
AAANet (CVPR 19) [53]	93.9	82.5	86.4	72.6
HOReID (CVPR 20) [7]	94.2	84.9	86.9	75.6
Pirt (TMM 22) [37]	94.1	86.3	88.9	77.6
TransReID (ICCV 21) [20]	95.0	88.2	89.6	80.6
PAT (CVPR 21) [23]	95.4	88.0	88.8	78.2
DRL-Net (TMM 21) [5]	94.7	86.9	88.1	76.6
PFD (AAAI 22) [21]	95.5	89.6	90.6	82.2
FED (CVPR 22) [28]	95.0	86.3	89.4	78.0
FCFormer (Ours)	95.0	86.8	89.7	78.8

datasets. This is mainly because PFD incorporates skeleton information during encoding and decoding process. Moreover, PFD uses more parts for feature retrieval, and the feature dimension is larger, so the features are more fine-grained. In addition, FCFormer applies a shared backbone, the occlusion branch in the Dual Stream Architecture will affect the back-propagation of the complete feature. Our method FCFormer, although not designed for holistic person re-identification, still outperforms CNN-based methods without the help of external models and has a small gap with current state-of-the-art models, illustrating the robustness of FCFormer.

D. Performance under Transfer setting

In order to further verify the effectiveness of the method, we follow the methods [6], [7], [39] that adopts Market-1501 or MSMT17 as training set, then directly evaluate on occluded dataset (Occluded-REID and P-DukeMTMC). A number of methods [3], [6], [13], [35], [39], [54]–[57] are involved in the comparison. Table II and IV show that FCFormer achieves the competitive Rank-1 accuracy and mAP on Occluded-REID dataset and P-DukeMTMC dataset respectively. On the P-DukeMTMC dataset, our FCFormer outperforms QPM by 1.0% and 8.3% in terms of Rank-1 accuracy and mAP respectively. On the Occluded-REID dataset, FCFormer produces the comparable results with FED [28], achieving 84.9% Rank-1. We fail to achieve the highest Rank-1 performance on Occluded-REID for the following reasons: First, the Transformer has poor cross-domain generalization ability on small datasets. Secondly, we use the same backbone as TransReID, which contains some dataset-specific tokens, further limiting the generalization ability. However, it is worth noting that our method achieves 86.2% mAP on Occluded-REID and 39.4% mAP on P-DukeMTMC, surpassing previous model by at least 4.7% and 8.3% on Occluded-REID and P-DukeMTMC

TABLE IV: Performance comparisons on P-DukeMTMC under transfer setting.

Methods	Rank-1	Rank-5	Rank-10	mAP
IDE (CVPR 17) [56]	36.0	49.3	55.2	19.7
HACNN (CVPR 18) [54]	30.4	42.1	49.0	17.0
PCB (ECCV 18) [13]	43.6	57.1	63.3	24.7
OSNet (ICCV 19) [55]	33.7	46.5	54.0	20.1
Part Bilinear (ECCV 18) [30]	39.2	50.6	56.4	25.4
ISP* (ECCV 20) [35]	46.3	56.9	60.8	26.4
PGFA+ (TNNLS 21) [3]	48.2	59.6	65.8	26.8
PVPM (CVPR 20) [6]	51.5	64.4	69.6	29.2
QPM (TMM 22) [39]	57.3	69.9	75.5	31.1
FCFormer (Market → P-Duke)	58.3	69.7	74.4	39.4
FCFormer (MSMT17 → P-Duke)	58.2	69.8	74.6	41.4

respectively. The reason for this is that the completion feature participates in the feature distance calculation, which helps the average accuracy.

E. Ablation Study

In this part, we perform ablation studies on Occluded-Duke dataset to further analyze the effectiveness of each component.

Effectiveness of proposed Modules. we present the ablation studies of Dual-structure, Occlusion Instance Augmentation (OIA) and Feature Completion Decoder (FCD). Table V shows the experimental results. Index-1 denotes the baseline transformer structure [20]. (1) From index-1 and index-2, we can see that the OIA module can improve 4.1% Rank-1 accuracy and 3.2% mAP compared with baseline model. OIA successfully incorporates a wider occlusion ratio and a variety of occlusion samples into the training set. (2) From index-2 and index-3, when dual-structure is performed, the dual-structure improves performance by 3.1% Rank-1 accuracy and 2.5% mAP. This demonstrates that dual-stream structure can effectively enable the shared part to learn a general occlusion and non-occlusion pattern, while the non-shared part completes the training of specific tasks. (3) The performance gain brought by FCD can be demonstrated by index-6 and index-8. After adding FCD to index-6, the performance increased by 1.9% and 1.7% on rank-1 and mAP respectively. By comparing index-3 and index-5, FCD could increase the performance by 0.8% Rank-1 and 1.2% mAP. This shows that the features obtained by the holistic branch are more robust with the help of CHT loss, making the supervision data of FCD more precise and the completion features produced by FCD more discriminative.

Effectiveness of proposed Losses. we also present the ablation studies of Cross Hard Triplet Loss (CHT loss) and Feature Completion Consistency Loss (FC² loss). (1) Index-3 and index-6 show that the proposed CHT loss can contribute to network, improving the performance by 1.9% Rank-1 and 2.8% mAP. The CHT loss allows it to find the most difficult features that have different modalities than the anchors in the fused features. This is advantageous for attracting features with the same identity but distinct modalities in the feature space. (2) Both (Index-5, Index-7) and (Index-8, index-9) demonstrate that FC² loss can guide FCD to bring the generated pedestrian feature distribution closer to the holistic feature distribution, enabling FCD to complete pedestrian features while inputting occlusion features.

Index	Baseline	Dual-structure	OIA	FCD	CHT loss	FC ² loss	R-1	R-5	R-10	mAP
1	✓						59.3	76.5	82.2	50.0
2	✓		✓				63.4(+4.1)	77.1	82.6	53.2(+3.2)
3	✓	✓	✓				66.5(+7.2)	78.6	83.6	55.7(+5.7)
4	✓		✓	✓			65.1(+5.8)	77.9	83.1	54.8(+4.8)
5	✓	✓	✓	✓			67.3(+8.0)	79.5	84.1	56.9(+6.9)
6	✓	✓	✓		✓		68.4(+9.1)	81.7	85.7	58.5(+8.5)
7	✓	✓	✓	✓		✓	67.8(+8.5)	80.9	85.0	57.8(+7.8)
8	✓	✓	✓	✓	✓		70.3(+11.0)	82.6	86.8	60.2(+10.2)
9	✓	✓	✓	✓	✓	✓	71.3(+12.0)	84.1	87.1	60.9(+10.9)

TABLE V: Ablation study over Occluded-Duke.

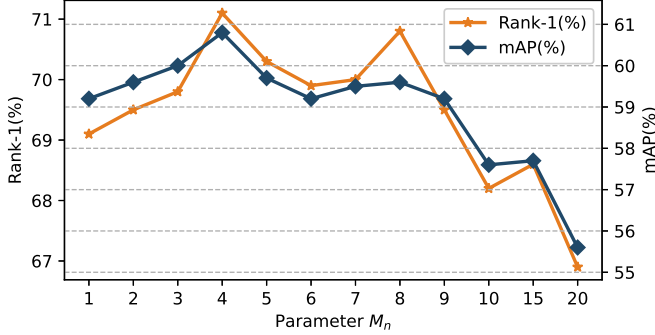
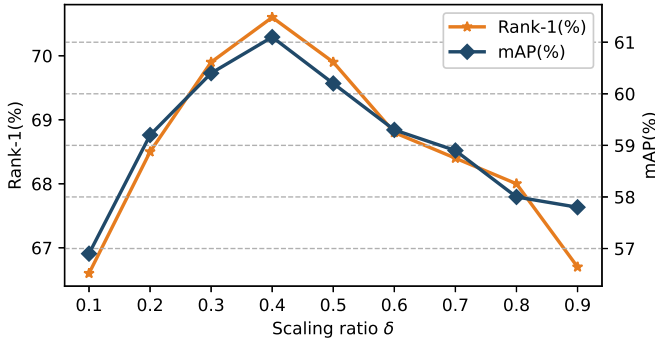


Fig. 7: Parameter analysis for the number of local tokens.

Fig. 8: Parameter analysis for the scaling ratio δ in OIA.

Analysis of the number of part tokens M_n . The number of part tokens determines the granularity of output features. Figure 7 shows the performance of the REID influenced by the number of part tokens M_n . As we can see, FCFormer achieves the best Rank-1/mAP when $M_n = 4$. The initial performance improves as M_n increases, which shows adequate part tokens can effectively help the model learn more robust occlusion features. However, increasing its value further contributes to performance decline. We conclude from Figure 7 that redundant tokens increase the dimensionality of features, and the model pays attention to more details, which weakens the anti-noise ability.

Analysis of scaling ratio δ in OIA. Figure 8 depicts the experimental findings of FCFormer at various fixed occlusion ratios. We note that the scaling ratio of 0.4 allows the FCFormer to perform at its best. Figure 9 shows that OIA

TABLE VI: Different augmentation methods within a batch.

Augmentation	R-1	R-5	R-10	mAP
Fixed	67.8	83.2	86.1	57.4
Random	71.3	84.1	87.1	60.9

may generate some undesired augmented images. For example, large portions of the human body’s information are preserved in the augmented images produced by tiny occlusion ratios (Figure 9a). As a result, the network is unable to learn the relationship between person and occluder effectively. Another scenario about the small scaling ratio is that the occlusion sample does not hit the target person, resulting in an invalid augmentation (Figure 9b). On the contrary, a high occlusion ratio ($\delta > 0.8$) (Figure 9c) results in a significant loss of pedestrian information, preventing the model from learning ID-related properties. Therefore, to imitate the real occlusion situation and prevent people from being entirely obscured, we take a uniform distribution centered around $\delta = 0.4$ ($\delta \sim \mathcal{U}(0.1, 0.7)$) instead of a fixed scaling ratio to scale the size of occlusion samples in III-A.



Fig. 9: The augmented image of (a) small scaling ratio. (b) failure case. (c) large scaling ratio.

Analysis of augmentation locations in OIA. Table VI shows that OIA uses different position enhancement methods. The first involves pasting images for each instance in a batch at a “Fixed” location, and the second involves pasting images for each instance in a batch at “Random” locations. As mentioned in III-C, our FCD adapts MAE’s notion [25] of restoring entire features using implicit unoccluded features. According to the results, the “random” enhancement approach can perform better than the “fixed” method. This is because the “fixed” method only selects a random position at the beginning, and then every instance in the batch follows this position, which reduces the diversity of occlusion relationships.

Analysis of different backbones. In this section, we conduct experiments to show how the encoder Influences the




Fig. 10: Retrieval results of RFCnet and our proposed FCFormer on Occluded-DukeMTMC dataset.

TABLE VII: Comparison of different backbones. * denotes that camera perspective information is introduced.

Backbone	Param.	R-1	R-5	R-10	mAP
ResNet50§	-	42.6	57.1	62.9	33.7
ResNet50	25.6M	47.6	64.3	71.1	35.6
ResNet101	44.7M	47.7	62.5	68.7	35.6
ViT-B§	-	59.3	76.5	82.2	50.0
ViT-S*	22M	63.7	77.9	82.9	53.3
ViT-B*	86M	71.3	84.1	87.1	60.9
ViT-L*	307M	68.8	79.9	83.9	57.9
DeiT-S*	22M	-	-	-	-
DeiT-B*	86M	69.5	82.9	86.1	59.7
DeiT-L*	307M	-	-	-	-

performance. CNN-based and Transformer-based backbones are compared in Table VII. § means only the backbone is used for training. From the table, we can observe that the ResNet series and the Transformer series have a huge performance gap in occlusion scenarios. Here ResNet-50§ is similar to the PCB [13] that directly learns local features. The second line shows that the FCFormer method takes ResNet-50 as backbone, surpassing ResNet§ by 5% Rank-1 accuracy and 1.9% mAP. It demonstrates that our proposed paradigm is

effective. Unlike ResNet, Transformer has a high performance starting point when dealing with occlusion problems. ViT-Small has better performance and less parameters compared to ResNet-50. DeiT-B achieves the comparable results compared with ViT-B, the reason is that ViT series are pre-trained on ImageNet-21K and then finetuned on ImageNet-1K, but DeiT series only pre-trained on ImageNet-1K. The performance of ViT-L is lower than ViT-B, which shows that training large models on small dataset can easily lead to overfitting.

F. Qualitative Analysis

In this section, we present qualitative experimental results and demonstrate the superiority of our proposed FCFormer.

Probability scores of part tokens. We present the probability scores after the non-shared transformer layers for some occluded pedestrian images. As shown in Figure 11, occlusion heavily affects the probability scores of tokens in the baseline model. However, the recovered feature tokens obtained from FCD have significantly improved scores in occluded regions, which indicates that the feature completion decoder uses unoccluded information to compensate occluded region features.

Visualization of the Feature Completion Transformer. In Figure 10, we present the retrieval results of RFCnet [10]




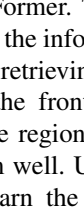

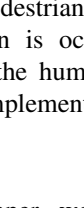
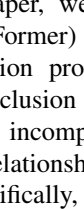
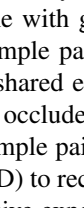
	0.936	0.996
	0.928	0.998
	0.727	0.856
	0.327	0.692
	0.914	0.982
	0.957	0.991
	0.291	0.756
	0.195	0.672
	Baseline Probability Score	Completion Probability Score

Fig. 11: Probability scores of part tokens

and our FCFormer. The retrieval results show that RFCnet is prone to mix the information of the target person and obstacles, resulting in retrieving a wrong person with similar obstacle or treating the front person as target. This is because pre-designing the regions still does not tackle the extreme occlusion problem well. Unlike RFCnet's completion approach, we implicitly learn the completion features from the occlusion features without encoding and decoding on the feature space map.

Visualization of attention map of feature completion decoder. We visualize the attention heatmaps for feature completion decoder in Figure 12 by using Grad-CAM [58]. The model concentrates on body parts with significant information when the pedestrian is not occluded. On the contrary, if the target person is occluded, FCD will pay attention to the position of the human body on the occluder's edge, as this helps to complement missing features with nearby features.

V. CONCLUSION

In this paper, we propose a Feature Completion Transformer (FCFormer) framework to alleviate occluded person re-identification problem. The core idea is to construct a variety of occlusion sample pairs, and train a decoder that can complement incomplete pedestrian features through known occlusion relationships without relying on extra semantic model. Specifically, OIA provides a new occlusion augmentation scheme with generality, providing a variety of holistic-occlusion sample pairs. Subsequently, a dual stream structure can use the shared encoder to train two different branches for holistic and occluded images respectively by using holistic-occlusion sample pairs. Then we propose a feature completion decoder (FCD) to recovery holistic features from occluded features. Extensive experiments on occluded and holistic datasets demonstrate the effectiveness of our proposed method.

In the future, we intend to extend the proposed occlusion augmentation and feature completion paradigm to various computer vision tasks in order to achieve a unified solution to the occlusion problem.




Fig. 12: Visualization of attention heatmaps by Grad-CAM [58] in feature completion decoder.

REFERENCES

- [1] L. Zheng, Y. Yang, and A. G. Hauptmann, "Person re-identification: Past, present and future," *arXiv preprint arXiv:1610.02984*, 2016. 1
- [2] J. Zhuo, Z. Chen, J. Lai, and G. Wang, "Occluded person re-identification," in *2018 IEEE International Conference on Multimedia and Expo (ICME)*, 2018, pp. 1–6. 1, 6
- [3] J. Miao, Y. Wu, P. Liu, Y. Ding, and Y. Yang, "Pose-guided feature alignment for occluded person re-identification," in *Proceedings of the IEEE/CVF International Conference on Computer Vision (ICCV)*, 2019, pp. 542–551. 1, 2, 4, 6, 7, 8
- [4] P. Chen, W. Liu, P. Dai, J. Liu, Q. Ye, M. Xu, Q. Chen, and R. Ji, "Occlude them all: Occlusion-aware attention network for occluded person re-id," in *Proceedings of the IEEE/CVF international conference on computer vision (CVPR)*, 2021, pp. 11 833–11 842. 1, 2, 3, 7
- [5] M. Jia, X. Cheng, S. Lu, and J. Zhang, "Learning disentangled representation implicitly via transformer for occluded person re-identification," *IEEE Transactions on Multimedia (TMM)*, 2022. 1, 3, 7, 8
- [6] S. Gao, J. Wang, H. Lu, and Z. Liu, "Pose-guided visible part matching for occluded person reid," in *Proceedings of the IEEE/CVF Conference on Computer Vision and Pattern Recognition (CVPR)*, 2020, pp. 11 744–11 752. 1, 2, 7, 8
- [7] G. Wang, S. Yang, H. Liu, Z. Wang, Y. Yang, S. Wang, G. Yu, E. Zhou, and J. Sun, "High-order information matters: Learning relation and topology for occluded person re-identification," in *Proceedings of the IEEE/CVF Conference on Computer Vision and Pattern Recognition (CVPR)*, 2020, pp. 6449–6458. 1, 2, 7, 8
- [8] S. Iodice and K. Mikolajczyk, "Partial person re-identification with alignment and hallucination," in *Computer Vision—ACCV 2018: 14th Asian Conference on Computer Vision (ACCV)*. Springer, 2019, pp. 101–116. 1
- [9] X. Jin, C. Lan, W. Zeng, G. Wei, and Z. Chen, "Semantics-aligned representation learning for person re-identification," in *Proceedings of the AAAI Conference on Artificial Intelligence (AAAI)*, vol. 34, no. 07, 2020, pp. 11 173–11 180. 1
- [10] R. Hou, B. Ma, H. Chang, X. Gu, S. Shan, and X. Chen, "Feature completion for occluded person re-identification," *IEEE Transactions on Pattern Analysis and Machine Intelligence (TPAMI)*, vol. 44, no. 9, pp. 4894–4912, 2021. 2, 7, 10
- [11] T.-Y. Lin, M. Maire, S. Belongie, J. Hays, P. Perona, D. Ramanan, P. Dollár, and C. L. Zitnick, "Microsoft coco: Common objects in context," in *European Conference on Computer Vision (ECCV)*, 2014, pp. 740–755. 2, 4
- [12] Z. Zhong, L. Zheng, G. Kang, S. Li, and Y. Yang, "Random erasing data augmentation," *Proceedings of the AAAI Conference on Artificial Intelligence (AAAI)*, vol. 34, no. 7, 2017. 2, 3
- [13] Y. Sun, L. Zheng, Y. Yang, Q. Tian, and S. Wang, "Beyond part models: Person retrieval with refined part pooling (and a strong convolutional baseline)," in *Proceedings of the European Conference on Computer Vision (ECCV)*, 2018, pp. 480–496. 2, 4, 7, 8, 10
- [14] X. Zhang, H. Luo, X. Fan, W. Xiang, Y. Sun, Q. Xiao, W. Jiang, C. Zhang, and J. Sun, "Alignedreid: Surpassing human-level performance in person re-identification," *arXiv preprint arXiv:1711.08184*, 2017. 2
- [15] Y. Sun, Q. Xu, Y. Li, C. Zhang, Y. Li, S. Wang, and J. Sun, "Perceive where to focus: Learning visibility-aware part-level features for partial person re-identification," in *Proceedings of the IEEE/CVF Conference on Computer Vision and Pattern Recognition (CVPR)*, 2019, pp. 393–402. 2, 8
- [16] M. Jia, X. Cheng, Y. Zhai, S. Lu, S. Ma, Y. Tian, and J. Zhang, "Matching on sets: Conquer occluded person re-identification without alignment," in *Proceedings of the AAAI Conference on Artificial Intelligence (AAAI)*, vol. 35, 2021, pp. 1673–1681. 2, 7
- [17] C. Song, Y. Huang, W. Ouyang, and L. Wang, "Mask-guided contrastive attention model for person re-identification," in *Proceedings of the IEEE*

- Conference on Computer Vision and Pattern Recognition (CVPR)*, 2018, pp. 1179–1188. [2](#)
- [18] H. Huang, A. Zheng, C. Li, R. He *et al.*, “Parallel augmentation and dual enhancement for occluded person re-identification,” *arXiv preprint arXiv:2210.05438*, 2022. [3](#)
- [19] K. He, G. Gkioxari, P. Dollár, and R. Girshick, “Mask r-cnn,” in *Proceedings of the IEEE international conference on computer vision (ICCV)*, 2017, pp. 2961–2969. [4](#)
- [20] S. He, H. Luo, P. Wang, F. Wang, H. Li, and W. Jiang, “Transreid: Transformer-based object re-identification,” in *Proceedings of the IEEE/CVF International Conference on Computer Vision (ICCV)*, 2021. [4](#), [6](#), [7](#), [8](#)
- [21] T. Wang, H. Liu, P. Song, T. Guo, and W. Shi, “Pose-guided feature disentangling for occluded person re-identification based on transformer,” in *Proceedings of the AAAI Conference on Artificial Intelligence (AAAI)*, vol. 36, no. 3, 2022, pp. 2540–2549. [4](#), [7](#), [8](#)
- [22] A. Dosovitskiy, L. Beyer, A. Kolesnikov, D. Weissenborn, X. Zhai, T. Unterthiner, M. Dehghani, M. Minderer, G. Heigold, S. Gelly *et al.*, “An image is worth 16x16 words: Transformers for image recognition at scale,” *arXiv preprint arXiv:2010.11929*, 2020. [4](#)
- [23] Y. Li, J. He, T. Zhang, X. Liu, Y. Zhang, and F. Wu, “Diverse part discovery: Occluded person re-identification with part-aware transformer,” in *Proceedings of the IEEE/CVF Conference on Computer Vision and Pattern Recognition (CVPR)*, 2021, pp. 2898–2907. [4](#), [7](#), [8](#)
- [24] S. Ioffe and C. Szegedy, “Batch normalization: Accelerating deep network training by reducing internal covariate shift,” in *International conference on machine learning*. pmlr, 2015, pp. 448–456. [5](#)
- [25] K. He, X. Chen, S. Xie, Y. Li, P. Dollár, and R. Girshick, “Masked autoencoders are scalable vision learners,” in *Proceedings of the IEEE conference on computer vision and pattern recognition (CVPR)*, 2022, pp. 16 000–16 009. [5](#), [9](#)
- [26] A. Vaswani, N. Shazeer, N. Parmar, J. Uszkoreit, L. Jones, A. N. Gomez, L. Kaiser, and I. Polosukhin, “Attention is all you need,” in *Advances in Neural Information Processing Systems (NeurIPS)*, 2017, pp. 5998–6008. [5](#), [7](#)
- [27] F. Schroff, D. Kalenichenko, and J. Philbin, “Facenet: A unified embedding for face recognition and clustering,” in *Proceedings of the IEEE conference on computer vision and pattern recognition (CVPR)*, 2015, pp. 815–823. [6](#)
- [28] Z. Wang, F. Zhu, S. Tang, R. Zhao, L. He, and J. Song, “Feature erasing and diffusion network for occluded person re-identification,” in *Proceedings of the IEEE/CVF Conference on Computer Vision and Pattern Recognition (CVPR)*, 2022, pp. 4754–4763. [7](#), [8](#)
- [29] L. Zhao, X. Li, Y. Zhuang, and J. Wang, “Deeply-learned part-aligned representations for person re-identification,” in *Proceedings of the IEEE/CVF International Conference on Computer Vision (ICCV)*, 2017, pp. 3219–3228. [7](#)
- [30] Y. Suh, J. Wang, S. Tang, T. Mei, and K. M. Lee, “Part-aligned bilinear representations for person re-identification,” in *Proceedings of the European Conference on Computer Vision (ECCV)*, 2018, pp. 402–419. [7](#), [8](#)
- [31] Y. Ge, Z. Li, H. Zhao, G. Yin, S. Yi, X. Wang, and H. Li, “Fd-gan: Pose-guided feature distilling gan for robust person re-identification,” *arXiv preprint arXiv:1810.02936*, 2018. [7](#)
- [32] L. He, J. Liang, H. Li, and Z. Sun, “Deep spatial feature reconstruction for partial person re-identification: Alignment-free approach,” in *Proceedings of the IEEE Conference on Computer Vision and Pattern Recognition (CVPR)*, 2018, pp. 7073–7082. [7](#), [8](#)
- [33] L. He, Z. Sun, Y. Zhu, and Y. Wang, “Recognizing partial biometric patterns,” *arXiv preprint arXiv:1810.07399*, 2018. [7](#)
- [34] H. Huang, D. Li, Z. Zhang, X. Chen, and K. Huang, “Adversarially occluded samples for person re-identification,” in *Proceedings of the IEEE Conference on Computer Vision and Pattern Recognition (CVPR)*, 2018, pp. 5098–5107. [7](#)
- [35] K. Zhu, H. Guo, Z. Liu, M. Tang, and J. Wang, “Identity-guided human semantic parsing for person re-identification,” in *European Conference on Computer Vision (ECCV)*, 2020, pp. 346–363. [7](#), [8](#)
- [36] X. Zhang, Y. Yan, J.-H. Xue, Y. Hua, and H. Wang, “Semantic-aware occlusion-robust network for occluded person re-identification,” *IEEE Transactions on Circuits and Systems for Video Technology (TCSVT)*, vol. 31, no. 7, pp. 2764–2778, 2021. [7](#)
- [37] Z. Ma, Y. Zhao, and J. Li, “Pose-guided inter-and intra-part relational transformer for occluded person re-identification,” in *Proceedings of the 29th ACM International Conference on Multimedia (ACM MM)*, 2021, pp. 1487–1496. [7](#), [8](#)
- [38] K. Zheng, C. Lan, W. Zeng, J. Liu, Z. Zhang, and Z.-J. Zha, “Pose-guided feature learning with knowledge distillation for occluded person re-identification,” in *Proceedings of the 29th ACM International Conference on Multimedia (ACM MM)*, 2021, pp. 4537–4545. [7](#)
- [39] P. Wang, C. Ding, Z. Shao, Z. Hong, S. Zhang, and D. Tao, “Quality-aware part models for occluded person re-identification,” *IEEE Transactions on Multimedia (TMM)*, pp. 1–1, 2022. [7](#), [8](#)
- [40] Z. Zheng, L. Zheng, and Y. Yang, “Unlabeled samples generated by gan improve the person re-identification baseline in vitro,” in *Proceedings of the IEEE/CVF International Conference on Computer Vision (ICCV)*, 2017, pp. 3754–3762. [6](#)
- [41] L. Zheng, L. Shen, L. Tian, S. Wang, J. Wang, and Q. Tian, “Scalable person re-identification: A benchmark,” in *Proceedings of the IEEE/CVF International Conference on Computer Vision (ICCV)*, 2015, pp. 1116–1124. [6](#)
- [42] L. He, Y. Wang, W. Liu, H. Zhao, Z. Sun, and J. Feng, “Foreground-aware pyramid reconstruction for alignment-free occluded person re-identification,” in *Proceedings of the IEEE/CVF International Conference on Computer Vision (ICCV)*, 2019, pp. 8450–8459. [7](#)
- [43] L. He, J. Liang, H. Li, and Z. Sun, “Deep spatial feature reconstruction for partial person re-identification: Alignment-free approach,” in *Proceedings of the IEEE conference on computer vision and pattern recognition (CVPR)*, 2018, pp. 7073–7082. [7](#)
- [44] L. He and W. Liu, “Guided saliency feature learning for person re-identification in crowded scenes,” in *European Conference on Computer Vision (ECCV)*, 2020, pp. 357–373. [7](#)
- [45] H. Luo, Y. Gu, X. Liao, S. Lai, and W. Jiang, “Bag of tricks and a strong baseline for deep person re-identification,” in *Proceedings of the IEEE/CVF Conference on Computer Vision and Pattern Recognition Workshops (CVPRW)*, 2019. [8](#)
- [46] H. Sun, Z. Chen, S. Yan, and L. Xu, “Mvp matching: A maximum-value perfect matching for mining hard samples, with application to person re-identification,” in *Proceedings of the IEEE/CVF International Conference on Computer Vision (ICCV)*, 2019, pp. 6737–6747. [8](#)
- [47] C. Luo, Y. Chen, N. Wang, and Z. Zhang, “Spectral feature transformation for person re-identification,” in *Proceedings of the IEEE/CVF International Conference on Computer Vision (ICCV)*, 2019, pp. 4976–4985. [8](#)
- [48] W. Yang, H. Huang, Z. Zhang, X. Chen, K. Huang, and S. Zhang, “Towards rich feature discovery with class activation maps augmentation for person re-identification,” in *Proceedings of the IEEE/CVF Conference on Computer Vision and Pattern Recognition (CVPR)*, 2019, pp. 1389–1398. [8](#)
- [49] R. Hou, B. Ma, H. Chang, X. Gu, S. Shan, and X. Chen, “Interaction-and-aggregation network for person re-identification,” in *Proceedings of the IEEE/CVF Conference on Computer Vision and Pattern Recognition (CVPR)*, 2019, pp. 9317–9326. [8](#)
- [50] Y. Sun, C. Cheng, Y. Zhang, C. Zhang, L. Zheng, Z. Wang, and Y. Wei, “Circle loss: A unified perspective of pair similarity optimization,” in *Proceedings of the IEEE/CVF Conference on Computer Vision and Pattern Recognition (CVPR)*, 2020, pp. 6398–6407. [8](#)
- [51] M. M. Kalayeh, E. Basaran, M. Gökmen, M. E. Kamasak, and M. Shah, “Human semantic parsing for person re-identification,” in *Proceedings of the IEEE Conference on Computer Vision and Pattern Recognition (CVPR)*, 2018, pp. 1062–1071. [8](#)
- [52] J. Guo, Y. Yuan, L. Huang, C. Zhang, J.-G. Yao, and K. Han, “Beyond human parts: Dual part-aligned representations for person re-identification,” in *Proceedings of the IEEE/CVF International Conference on Computer Vision (ICCV)*, 2019, pp. 3642–3651. [8](#)
- [53] C.-P. Tay, S. Roy, and K.-H. Yap, “Aanet: Attribute attention network for person re-identifications,” in *Proceedings of the IEEE/CVF Conference on Computer Vision and Pattern Recognition (CVPR)*, 2019, pp. 7134–7143. [8](#)
- [54] W. Li, X. Zhu, and S. Gong, “Harmonious attention network for person re-identification,” in *Proceedings of the IEEE conference on computer vision and pattern recognition (CVPR)*, 2018, pp. 2285–2294. [8](#)
- [55] K. Zhou, Y. Yang, A. Cavallaro, and T. Xiang, “Omni-scale feature learning for person re-identification,” in *Proceedings of the IEEE/CVF International Conference on Computer Vision (ICCV)*, 2019, pp. 3702–3712. [8](#)
- [56] L. Zheng, H. Zhang, S. Sun, M. Chandraker, Y. Yang, and Q. Tian, “Person re-identification in the wild,” in *Proceedings of the IEEE conference on computer vision and pattern recognition (CVPR)*, 2017, pp. 1367–1376. [8](#)
- [57] Y. Suh, J. Wang, S. Tang, T. Mei, and K. M. Lee, “Part-aligned bilinear representations for person re-identification,” in *Proceedings of the European conference on computer vision (ECCV)*, 2018, pp. 402–419. [8](#)

- [58] R. R. Selvaraju, M. Cogswell, A. Das, R. Vedantam, D. Parikh, and D. Batra, "Grad-cam: Visual explanations from deep networks via gradient-based localization," in *Proceedings of the IEEE international conference on computer vision (ICCV)*, 2017, pp. 618–626. 11