

# Optimizing network robustness via Krylov subspaces

Stefano Massei\*

Francesco Tudisco†

## Abstract

We consider the problem of attaining either the maximal increase or reduction of the robustness of a complex network by means of a bounded modification of a subset of the edge weights. We propose two novel strategies combining Krylov subspace approximations with a greedy scheme and with the limited-memory BFGS. The paper discusses the computational and modeling aspects of our methodology and illustrates the various optimization problems on networks that can be addressed within the proposed framework. Finally, in the numerical experiments we compare the performances of our algorithms with state-of-the-art techniques on synthetic and real-world networks.

## 1 Introduction

When studying and analyzing a complex network, one of the main questions is how to identify important nodes and robust connections among them, given the network topology and no other external data. There is a broad literature on the subject, with many different models and associated algorithms. As a network can be naturally represented by a matrix, many successful approaches strongly rely on tools from linear algebra and matrix analysis [8, 19].

Spectral models, such as eigenvector centrality [42], PageRank [26], or resistance distance [32], are based on the eigenvalues and eigenvectors of graph matrices and rely on a mutually reinforcing argument, while path-based models, such as Katz centrality [43], subgraph centrality and total communicability [17], use the entries of suitable graph matrix functions and are based on weighted walk counts.

For example, if  $\mathbf{x} \geq 0$  is the Perron eigenvector of the adjacency matrix  $A$  of an undirected graph  $G = (V, E)$ , then  $A\mathbf{x} = \lambda\mathbf{x}$  with  $\lambda > 0$  and hence  $x_i \propto \sum_j A_{ij}x_j > 0$ , for all the nodes  $i \in V$ . Thus, we can interpret the entries of  $\mathbf{x}$  as an importance score for the nodes of  $G$ , known as *Bonacich centrality* or *eigenvector centrality* [42], where  $x_i$ , the importance of node  $i$ , is mutually reinforced by the importance of its neighbors. Similarly, if we are given a function of the adjacency matrix

$$f(A) = a_0I + a_1A + a_2A^2 + a_3A^3 + \dots \quad (1)$$

where the coefficients  $a_k$  are nonnegative, we can interpret the diagonal entries of  $f(A)$  as node importances. In fact, in a weighted graph  $G$ , the weight of a walk from  $i$  to  $j$  of length  $k$  can be defined as  $A_{u_0u_1}A_{u_1u_2} \cdots A_{u_{k-1}u_k} > 0$ , where all pairs  $u_iu_{i+1}$  are edges and  $u_0 = i$ ,  $u_k = j$ . Thus, the sum of the weights of all the walks of length  $k$  from  $i$  to  $j$  corresponds to  $(A^k)_{ij}$  and the diagonal entry  $f(A)_{ii}$  defines the so-called *f-centrality* or *subgraph centrality* score of the node  $i$  [18], which corresponds to the weighted sum of all the walks of any length from  $i$  and returning to  $i$ , i.e. the subgraphs containing  $i$ . Related to the individual centrality of a node, are important notions of network robustness and network connectivity, which can be quantified by the summations  $\sum_i x_i$ ,  $\sum_i f(A)_{ii}$  and  $\sum_{ij} f(A)_{ij}$ , respectively (see e.g. [7, 16]). These quantities measure the degree of resiliency of a network in the face of accidental failures or deliberate attacks, modeled as edge modification, removal, or insertion. Both spectral and

\*Department of Mathematics, University of Pisa. E-mail: stefano.massei@unipi.it. The author is member of the INdAM/GNCS research group.

†GSSI E-mail: francesco.tudisco@gssi.it. The work of F.T. was partially supported by the European Union's Horizon 2020 research and innovation programme under the Marie Skłodowska-Curie individual fellowship "MAG-NET" No 744014.

matrix function-based centrality measures have been successfully used in a variety of settings, including discovering relevant proteins in protein-protein interaction networks [14], as well as keystone species in ecological food webs and landscapes [15].

While spectral centralities require the evaluation of one extremal eigenvector and thus can be computed in a relatively cheap way by means of standard sparse numerical eigensolvers, computing the entries of a matrix function can be in general a much more expensive operation, in particular when the matrix is large. This numerical challenge has prompted extensive research work in recent years. Based on Krylov subspace techniques as well as Gauss-Lobatto quadrature formulas, a variety of efficient numerical techniques have been proposed for large-scale sparse networks [1, 5, 20, 21, 29, 36].

Rather than the problem of evaluating matrix function-based centralities of a given network, in this work, we focus on the problem of their optimization. Roughly, we look for a “small” modification  $A + X$  of the current network  $A$  that yields the largest centrality increase. Here small means that only a limited number of nonzero entries are allowed in  $X$  or, in other terms, that we are allowed to modify only a limited number of edges of the graph. Clearly, the resulting optimization task is more complicated than the centrality evaluation problem, as already simple first-order optimization methods would require evaluating both  $f(A + X)$  and its Fréchet derivative for many different choices of  $X$ . Based on recent work on low-rank updates of matrix functions and trace estimators [4, 11], we propose two strategies based on the efficient approximation of  $f(A + X) - f(A)$  and the Fréchet derivative of  $f(A)$  along multiple directions, to optimize the robustness measure  $\text{Tr}(f(A + X))$ , for both the combinatorial (unweighted) case, in which both  $A$  and  $A + X$  are binary matrices, and the continuous (weighted) case, in which edge weight tuning is allowed. Although our methodology applies to general a  $f$ , in our numerical experiments we focus on the case of the so-called *natural connectivity*, i.e.  $f(z) = e^z$ .

The remainder of the paper is structured as follows. In Section 2 we introduce the optimization problems that we are going to analyze. Section 3 describes the greedy algorithm that we propose in the context of unweighted binary graphs and other techniques that will be used for comparison, see Section 3.4. Section 4 is dedicated to the gradient method that we propose for weighted graphs. Finally, Section 5 reports numerical experiments concerning optimization problems on both weighted and unweighted graphs.

## 1.1 Related work

Optimizing network robustness or network connectivity is in general very challenging, due to the combinatorial nature of the problem. A large body of work has focused on spectral-based scores. The problem of minimizing the largest eigenvalue (spectral radius) of  $A$  by a small number of edge and node removals is considered in [41, 37, 45]. This is shown to be an NP-hard problem which is addressed by a number of heuristics in [41, 37] or via a semidefinite program with polynomial time complexity in [45]. A similar problem is considered in [39, 31], with the aim of optimizing the network diffusion rate. The works [24, 44] studied the problem of maximizing the algebraic connectivity, i.e., the second smallest eigenvalue of the graph Laplacian, and propose both a convex relaxation-based method and a greedy perturbation heuristic, based on the entries of the Fiedler eigenvector of the initial network. In [6] it is studied the problem of modifying network edges to reduce external influence. This is done by controlling the asymptotic consensus value  $\mathbf{x}^T \mathbf{a}$ , where  $\mathbf{x}$  is the eigenvector centrality, i.e. the Perron eigenvector of  $A$ , and  $\mathbf{a}$  is a vector of external user consensus coefficients. The eigenvector centrality  $\mathbf{x}$  is also the subject of [35], where it is observed that, often, modifying a very small subset of edges of a real-world network is enough to drastically change and thus control the eigenvector centrality value of any node in the network. Instead, the Perron eigenvector of the PageRank matrix, so-called PageRank or random walk centrality, is the subject of [23].

Alongside spectral-based coefficients, other network scores have been considered by several authors. For example, [34] deals with the problem of improving both coverage and betweenness centralities by adding a small set of edges to the network. Greedy algorithms for improving coverage and closeness centralities are proposed in [13] and [12], respectively.

Centrality optimization problems for indices defined by means of matrix functions are considered for instance in [25, 2, 7]. These works target the optimization of a number of robustness

and connectivity coefficients of the network, by modifying, adding, or removing a small subset of edges. In [25], a semidefinite program-based approach is proposed for the optimization of the total effective resistance, defined as  $\text{Tr}(L^+) = \sum_i (L^+)_{ii}$ , where  $L^+$  is the pseudo inverse of  $L$ . In [2, 7], instead, given a suitable function  $f$ , a number of heuristics are proposed to efficiently enhance the network natural connectivity, defined as  $f^{-1}(\text{Tr}(f(A))/n)$ , and the network total communicability  $\mathbb{1}^T f(A) \mathbb{1} = \sum_{ij} f(A)_{ij}$ , respectively. Both these two studies show that very good results can be achieved by modifying edges between nodes with high or low centrality values.

Building on top of this body of work, we focus here on the optimal modification of the network's natural  $f$ -connectivity. In the sequel, we formalize the problem and the algorithms we propose.

## 2 Optimizing the natural connectivity

Networks strongly rely on their robustness, i.e., the ability to maintain a high degree of connectivity when a portion of the networks structure is damaged or simply is altered. An intuitive notion of graph robustness can be expressed in terms of the redundancy of routes between vertices. If we consider a source vertex and a termination vertex, there may be several paths between them. When one path fails, the two vertices can still communicate via other alternative routes. It is intuitive that the larger is the number of alternative routes, the larger is the robustness of the connection between the vertices. Thus, an ideal measure of robustness for a network would be the degree of redundancy of alternative paths, i.e. the number of alternative routes of different lengths for all pairs of vertices. However, this number is very difficult to compute.

An alternative definition of robustness, which is usually called “natural connectivity”, counts instead the number of closed walks of any length. Let  $G = (V, E)$  be an undirected, possibly weighted graph with  $V = \{1, \dots, n\}$  and entrywise nonnegative symmetric adjacency matrix  $A \geq 0$ , such that  $A_{ij} > 0$  if and only if  $ij \in E$ . As the number of closed walks of length  $k$  from  $i$  to itself coincides with the  $i$ -th diagonal entry of the  $k$ -th power of the adjacency matrix, we can quantify the natural connectivity by looking at

$$\ln \left( \frac{1}{n} \sum_{i=1}^n \sum_{k=1}^{\infty} \frac{(A^k)_{ii}}{k!} \right) = \ln \left( \frac{1}{n} \text{Tr}(\exp(A)) \right) = \ln \left( \frac{1}{n} \sum_{i=1}^n e^{\lambda_i} \right)$$

where  $\lambda_1 \leq \dots \leq \lambda_n$  are the eigenvalues of the adjacency matrix  $A$ . The scaling factor  $1/k!$  is required here in order to have a convergent series, while the logarithm and the scaling factor  $1/n$  are used to avoid very large numbers as they yield an “average” of the eigenvalues of the adjacency matrix. More in general, we can consider the natural  $f$ -connectivity ( $f$ -connectivity, in short) as the generalized  $f$ -mean of the eigenvalues of  $A$

$$\vartheta(A) = f^{-1} \left( \frac{1}{n} \text{Tr}(f(A)) \right) = f^{-1} \left( \frac{1}{n} \sum_{i=1}^n f(\lambda_i) \right),$$

where  $f$  is a real-valued, increasing, and analytic function on a set containing the spectrum of  $A$ .

As  $f$  is increasing, it is not difficult to realize that  $\vartheta(A)$  itself changes monotonically with the edges of the graph, that is,  $\vartheta(A)$  grows if edges are added, and decreases if they are removed. In the following, we assume we are given a *budget*  $k$  representing the number of edges, or the cumulative edges' weight, that can be either removed or added to the graph. Thus, we consider the optimality problem of using the given budget to either reduce or increase  $\vartheta(A)$  the most.

In matrix terms we can formulate the corresponding optimization problem as follows. Assume we are given the initial graph with adjacency matrix  $A$ . We want to find a modification  $X$  of the network edges  $A$  that either maximizes or minimizes the function  $\vartheta(A + X)$ , subject to suitable constraints on  $X$  which account for the budget and for whether we are removing, adding or modifying the weight of the edges, as detailed next. The constraints on  $X$  also depend on whether we are considering weighted or unweighted (binary) networks. To summarize we consider the following three classes of optimization problems.

### Edge downgrading

Let us assume that we are given a budget  $k$  and we want to remove or diminish the weight of the edges that yield the greatest decrease in  $f$ -connectivity. Given the graph  $G = (V, E)$ , we then consider the set of admissible modifications

$$\Omega_k(E) = \left\{ X : \sum_{ij} X_{ij} \leq k, X = X^T, X_{ij} = 0, \text{ for } ij \notin E \right\}.$$

The downgrading problem for unweighted graphs, more often referred to as *edge breaking* problem [7], is:

$$\min \vartheta(A + X) \text{ s.t. } X \in \Omega_k(E) \text{ and } X_{ij} \in \{-1, 0\} \quad (\text{DG})$$

while for weighted graphs the second constraint is replaced by  $-A_{ij} \leq X_{ij} \leq 0$ , i.e.

$$\min \vartheta(A + X) \text{ s.t. } X \in \Omega_k(E) \text{ and } -A_{ij} \leq X_{ij} \leq 0. \quad (\text{DG}')$$

### Edge addition

In this setting, we consider the situation where new edges may be introduced in order to increase the  $f$ -connectivity of the network. In this case, given a budget  $k$ , the set of admissible modifications takes the form

$$\Omega_k(\overline{E}) = \left\{ X : \sum_{ij} X_{ij} \leq k, X = X^T, X_{ij} = 0, \text{ for } ij \in E \right\}.$$

For unweighted graphs, we obtain the following optimal edge addition problem

$$\max \vartheta(A + X) \text{ s.t. } X \in \Omega_k(\overline{E}) \text{ and } X_{ij} \in \{0, 1\}. \quad (\text{AD})$$

To avoid trivial solutions, where all the budget is spent on a single most important edge, when dealing with weighted networks, we further assume we are given a set of maximum weight values  $U_{ij}$  that we are allowed to spend on each edge:

$$\max \vartheta(A + X) \text{ s.t. } X \in \Omega_k(\overline{E}) \text{ and } 0 \leq X_{ij} \leq U_{ij}. \quad (\text{AD}')$$

### Edge tuning

Finally, in the third problem, we are given the budget  $k$  and a weighted graph  $G$ , and we look for a modification of the edge weights of a limited set  $F \subseteq E$  of the existing edges in order to obtain the largest increase in  $f$ -connectivity. We will also consider the case where  $F$  includes both existing and non existing edges, to address the scenario where the creation of new links is also allowed; we call this slightly modified problem *edge rewiring*. As for (AD'), we assume a set of maximum weight values  $U_{ij}$  is given, to avoid trivial solutions:

$$\max \vartheta(A + X) \text{ s.t. } X \in \Omega_k(F) \text{ and } -A_{ij} \leq X_{ij} \leq U_{ij}. \quad (\text{TU})$$

## 2.1 Algorithmic set up

Before moving on to the proposed algorithmic techniques, we make several preliminary remarks.

First, we note that since  $f$  in the definition of  $\vartheta$  is an increasing function so is  $f^{-1}$  and minimizing (resp. maximizing) the natural  $f$ -connectivity is equivalent to minimizing (resp. maximizing) the trace variation

$$\varphi_A(X) := \text{Tr}(f(A + X)) - \text{Tr}(f(A))$$

with respect to  $X$ .

Second, we observe that the dimensions of the constraint sets that involve all the existing (or non-existing) edges in the graph are usually very large, already for graphs of moderate size. For this reason, in the rest of the paper we further restrict the optimization problems above to a subset of the edges (or non-existing edges)  $F$  whose elements are cleverly selected and whose size is kept under control.

The selection of a suitable  $F$  may depend on the problem at hand, and we will call this procedure “the search space selection”, which will be discussed case by case in Sections 3.2 and 6. Note that, in real applications, further constraints on the set of modifiable edges (or non-existing edges) may be imposed by the application set-up, for example, one may have only access to a certain part of the network (think of the case of a street network where most of the roads may not be modifiable). Imposing this additional problem-based constraint can be implemented by straightforward modifications of the above optimization problems.

### 3 Edge downgrading and addition for unweighted graphs

In this section we propose some heuristic greedy procedures for addressing the optimization problems (DG) and (AD). We begin by describing the general greedy template that is behind our method and other algorithms proposed in the literature. Throughout the discussion we assume to have a budget of  $k$  edges.

#### 3.1 The greedy paradigm

The most intuitive greedy strategy for problem (DG) (resp. (AD)) consists of sequentially removing (resp. adding) the edge that attains the largest reduction (resp. increase) of  $\varphi_A$  until  $k$  deletions (resp. additions) are performed. Usually, the identification of the  $j$ th edge to be either added or removed is made by evaluating or approximating the variation of  $\varphi_A$  on a large number of candidate edges. Even in the case of an exhaustive search of candidates over the whole edge set (or the whole set of missing edges, in the case of (AD)), this greedy procedure is guaranteed to return the optimal solution only for  $k = 1$ ; on the other hand, when  $k > 1$ , we expect that the selected set of  $k$  edges provides a significant modification of  $\varphi_A$ .

When dealing with medium to large networks, the implementation of this greedy procedure poses two major computational issues:

- (i) The large number of edges in the search space to be processed in each step,
- (ii) The cost of evaluating (or approximating) the cost function  $\varphi_A$ .

Concerning (i), we remark that, when the graph is sparse, an exhaustive search would require considering  $\mathcal{O}(n)$  edges for problem (DG) and  $\mathcal{O}(n^2)$  edges for problem (AD). When such sets have large sizes, this step can be prohibitively expensive. This is circumvented by restricting the search space for the  $j$ th edge to an appropriate subset  $F_j$  of moderate size. In the case of (DG),  $F_j \subseteq E$ , while for (AD)  $F_j \subseteq V \times V \setminus E$ .

Similarly, task (ii) involves  $f(A)$  and  $f(A + X)$  but can not be addressed by directly forming these matrix functions as it is either not convenient or doable for large matrices. Even for small to medium size matrices, as  $X$  changes at each greedy step, computing  $f(A + X)$  each time would be prohibitively expensive. Efficient greedy methods make use of techniques that approximate the variation  $\varphi_A$  with a reduced computational cost.

In Algorithm 1 we present a general scheme for the above greedy strategy, for the case of (DG). The analogous algorithm for (AD) is obtained with straightforward modifications at lines 7 and 8, by changing the sign of the rank-2 update and reversing the inequality for  $\delta_{\text{opt}}$ , which has to be initially set to  $-\infty$ . Then, in the next two subsections, we will present our proposed strategy for addressing the two points (i) and (ii) above. In particular, we propose the use of a Krylov subspace-based approach for the approximation of the variation  $\varphi_A$ , which will guarantee an accurate approximation with a computational cost of  $\mathcal{O}(n)$ .

#### 3.2 Selection of the search spaces

The strategy for selecting the sets  $F_j$  has to ensure a feasible size of the search space and that the most meaningful edges are considered. Intuitively, the second requirement is the trickiest as, due to the combinatorial nature of (DG) and (AD), only an exhaustive search space can guarantee it. The latter choice might be computationally viable for problem (DG) where each

---

**Algorithm 1** Template of a greedy method for (DG)

---

```

1: procedure GREEDY_DOWNGRADE( $A, k$ )
2:   Set  $\Delta A = 0$ 
3:   for  $j = 1, \dots, k$  do
4:      $X_{\text{opt}} \leftarrow 0, \delta_{\text{opt}} \leftarrow +\infty$ 
5:     Select  $F_j$ 
6:     for  $(s, t) \in F_j$  do
7:        $X \leftarrow -(\mathbf{1}_s \mathbf{1}_t^T + \mathbf{1}_t \mathbf{1}_s^T)$   $\triangleright$  rank 2 modification that deletes  $(s, t)$ 
8:       Compute  $\varphi_A(X) = \text{Tr}(f(A + X)) - \text{Tr}(f(A))$ 
9:       if  $\varphi_A(X) \leq \delta_{\text{opt}}$  then
10:         $\delta_{\text{opt}} \leftarrow \varphi_A(X)$ 
11:         $X_{\text{opt}} \leftarrow X$ 
12:       end if
13:     end for
14:      $\Delta A \leftarrow \Delta A + X_{\text{opt}}$ 
15:      $A \leftarrow A + X_{\text{opt}}$ 
16:   end for
17:   return  $\delta_{\text{opt}}, \Delta A$ 
18: end procedure

```

---

$F_j$  has at most  $\mathcal{O}(n)$  edges, assuming the initial graph is sparse. If  $n$  is moderate and the cost of evaluating  $\varphi_A(X)$  is at most linear on  $n$ , then we consider the following search spaces

$$\begin{cases} F_1 = E \\ F_{j+1} = E \setminus \text{Chosen}(j) \end{cases}, \quad (\text{S}_{\text{DG}}^{\text{full}})$$

with  $\text{Chosen}(j) := \{\text{edges selected in the first } j\text{-th steps of Algorithm 1}\}$ .

When strategy  $(\text{S}_{\text{DG}}^{\text{full}})$  is too expensive, an alternative is to define a ranking on the set of edges to heuristically identify the most important ones. Here we propose to rank the edges on the basis of the eigenvector centrality scores of the nodes they connect, as these scores for the nodes are cheap to evaluate for sparse graphs. More specifically, given two edges  $(v_1, v_2)$  and  $(v_3, v_4)$ , we consider the following two rankings  $\leq_1$  and  $\leq_2$  on  $V \times V$ :

$$\begin{aligned} (v_1, v_2) \leq_1 (v_3, v_4) &\iff \text{eigc}(v_1) \cdot \text{eigc}(v_2) \leq \text{eigc}(v_3) \cdot \text{eigc}(v_4), \\ (v_1, v_2) \leq_2 (v_3, v_4) &\iff \begin{cases} \min\{\text{eigc}(v_1), \text{eigc}(v_2)\} < \min\{\text{eigc}(v_3), \text{eigc}(v_4)\} \\ \text{or} \\ \min\{\text{eigc}(v_1), \text{eigc}(v_2)\} = \min\{\text{eigc}(v_3), \text{eigc}(v_4)\} \\ \max\{\text{eigc}(v_1), \text{eigc}(v_2)\} \leq \max\{\text{eigc}(v_3), \text{eigc}(v_4)\} \end{cases}. \end{aligned}$$

where  $\text{eigc}(v)$  denotes the eigenvector centrality of node  $v \in V$ , i.e. the  $v$ -th entry  $x_v$  of the Perron eigenvector  $\mathbf{x}$  of the adjacency matrix. The ordering  $\leq_1$  is a standard way of inferring centralities for edges from the node scores [2, 40]. However, we note that  $\leq_1$  may still assign large importance to edges that connect nodes with small centrality; this is prevented by  $\leq_2$  which thresholds the edge score by the smallest node centrality involved. We observe that  $\leq_2$  works better in practice, as shown in the numerical experiments in Section 5.

Finally, given a subset of edges  $F \subseteq V \times V$  and a positive integer  $q$ , we denote with  $[F]_q^{\leq_i}$  the subset of  $F$  made by its larger  $q$  elements according to  $\leq_i$ ,  $i = 1, 2$ . The following selection strategies maintain a search space of size  $q$  at each step of Algorithm 1:

$$\begin{aligned} \begin{cases} F_1 = [E]_q^{\leq_1} \\ F_{j+1} = [E]_{q+j}^{\leq_1} \setminus \text{Chosen}(j) \end{cases} & (\text{S}_{\text{DG}}^1) & \begin{cases} F_1 = [V \times V \setminus E]_q^{\leq_1} \\ F_{j+1} = [V \times V \setminus E]_{q+j}^{\leq_1} \setminus \text{Chosen}(j) \end{cases} & (\text{S}_{\text{AD}}^1) \\ \begin{cases} F_1 = [E]_q^{\leq_2} \\ F_{j+1} = [E]_{q+j}^{\leq_2} \setminus \text{Chosen}(j) \end{cases} & (\text{S}_{\text{DG}}^2) & \begin{cases} F_1 = [V \times V \setminus E]_q^{\leq_2} \\ F_{j+1} = [V \times V \setminus E]_{q+j}^{\leq_2} \setminus \text{Chosen}(j) \end{cases} & (\text{S}_{\text{AD}}^2) \end{aligned}$$

where we have used the subscripts DG and AD to emphasize that the corresponding strategy is meant for problem (DG) and (AD), respectively.

Finally, we describe an additional selection strategy for (AD) proposed in [7], a method we will use as benchmark for comparison in our experiments. Let  $d$  be the maximum node degree of the graph and denote by  $V_d \subseteq V$  the set of  $d$  nodes of largest degrees. Then, the selection strategy uses the missing edges contained in  $V_d \times V_d$ . This is formally expressed with the following equation:

$$\begin{cases} F_1 = V_d \times V_d \setminus E \\ F_{j+1} = V_d \times V_d \setminus \{E \cup \text{Chosen}(j)\} \end{cases} \quad (\text{S}_{\text{AD}}^3)$$

Note that, strategy  $(\text{S}_{\text{AD}}^3)$  only ensures that the search space has cardinality bounded from above by  $d^2$ ; this might be a very weak property for certain graph topologies, as  $|F_j|$  can be very small.

### 3.3 Updating the trace of $f(A)$

The main computational efforts of Algorithm 1 come from evaluating  $\varphi_A(X)$  at line 8. Note that the matrix  $X$  at that step of the algorithm is symmetric and has rank 2. Leveraging this key rank property, we can devise a method of cost  $\mathcal{O}(n)$  for computing the variation  $\varphi_A(X)$ , based on the Krylov subspace method in [4]. We start by describing in Section 3.3.1 the proposed Krylov method; then, in Section 3.3.2 we report another approximation of  $\varphi_A$  that has been previously used in the literature and that will be used as a baseline for comparison later.

#### 3.3.1 A Krylov projection method

Let  $A$  be a symmetric adjacency matrix,  $X$  a symmetric low-rank modification and  $f(z)$  a scalar function. In [4] it has been proved that, under mild assumptions, the matrix  $\Delta f := f(A + X) - f(A)$  is of low numerical rank and its approximation can be performed by means of Krylov subspaces. We will see that, with some minor modifications, this also allows to cheaply approximate  $\text{Tr}(\Delta f) = \text{Tr}(f(A + X)) - \text{Tr}(f(A))$ .

Let us assume  $X = \mathbf{U}_X \mathbf{B}_X \mathbf{U}_X^*$  with  $\mathbf{U}_X \in \mathbb{R}^{n \times s}$ ,  $\mathbf{B}_X = \mathbf{B}_X^* \in \mathbb{R}^{s \times s}$  and denote by  $\mathcal{K}_m(A, \mathbf{U}_X)$  the  $m$ -th order *Krylov subspace* generated by  $A$  and the (block) vector  $\mathbf{U}_X$ :

$$\mathcal{K}_m(A, \mathbf{U}_X) := \text{Span}\{\mathbf{U}_X, A\mathbf{U}_X, \dots, A^{m-1}\mathbf{U}_X\}.$$

If  $m$  steps of the Arnoldi process on  $A$  and  $\mathbf{U}_X$  can be carried out without breakdowns, then it returns an orthonormal basis  $\mathbf{U}_m = [\mathbf{U}_1 | \dots | \mathbf{U}_m] \in \mathbb{R}^{n \times ms}$  of  $\mathcal{K}_m(A, \mathbf{U}_X)$  which verifies the following block Arnoldi relation [28]:

$$A\mathbf{U}_m = \mathbf{U}_m \mathcal{H}_m + \mathbf{U}_{m+1} H_{m+1,m} \mathbf{E}_m^T, \quad (2)$$

with a  $ms \times ms$  block tridiagonal matrix  $\mathcal{H}_m$ , a  $s \times s$  matrix  $H_{m+1,m}$ , and  $\mathbf{E}_m^T = [0 | \dots | 0 | I_s] \in \mathbb{R}^{s \times ms}$ , where  $I_s$  denotes the  $s \times s$  identity matrix. An approximation of  $\Delta f$  is given by

$$\Delta f \approx \Delta_m f := \mathbf{U}_m [f(\mathcal{H}_m + \mathbf{W}_m \mathbf{B}_X \mathbf{W}_m^*) - f(\mathcal{H}_m)] \mathbf{U}_m^*, \quad (3)$$

where  $\mathbf{W}_m := \mathbf{U}_m^* \mathbf{U}_X \in \mathbb{R}^{ms \times s}$ . The algorithm proposed in [4] builds — incrementally in  $m$  — the Arnoldi relations (2) and their corresponding quantities  $\Delta_m f$ . We remark that the matrix  $\Delta_m f$  is kept in the factored form  $\Delta_m f = \mathbf{U}_m \tilde{\Delta}_m f \mathbf{U}_m^*$  where  $\tilde{\Delta}_m f := f(\mathcal{H}_m + \mathbf{W}_m \mathbf{B}_X \mathbf{W}_m^*) - f(\mathcal{H}_m) \in \mathbb{R}^{ms \times ms}$ . The method stops when the heuristic stopping criterion

$$\|\Delta_m f - \Delta_{m-\ell} f\|_2 = \left\| \tilde{\Delta}_m f - \begin{bmatrix} \tilde{\Delta}_{m-\ell} f & 0 \\ 0 & 0 \end{bmatrix} \right\|_2 \leq \epsilon$$

is satisfied for a prescribed tolerance  $\epsilon$  and a positive integer  $\ell$ . In our implementation we set  $\ell = 2$ .

Concerning the approximation error, the method is exact when  $f(z)$  is a low degree polynomial; more precisely,  $\Delta f = \Delta_m f$  when  $f \in \mathcal{P}_{m-1}$ , where  $\mathcal{P}_{m-1}$  denotes the set of polynomials of degree at most  $m-1$ . For a more general  $f$ , the error norm is linked to the best polynomial approximation of  $f$  on a set  $\Pi$  containing the convex hull of the spectrum of  $A$  and  $A + X$  [4, Theorem 4.1].

We remark that, if the goal is to approximate  $\text{Tr}(\Delta f)$ , then we can avoid the evaluation of matrix functions at all. Indeed, for computing  $\text{Tr}(\Delta_m f) = \text{Tr}(f(\mathcal{H}_m + \mathbf{W}_m B_X \mathbf{W}_m^*)) - \text{Tr}(f(\mathcal{H}_m))$  it is sufficient to retrieve the eigenvalues of the small symmetric matrices  $\mathcal{H}_m$  and  $\mathcal{H}_m + \mathbf{W}_m B_X \mathbf{W}_m^*$ , and then apply the function  $f$  to them. Moreover, a tighter approximation bound is obtained for this particular case, namely [11, Theorem 3]:

$$|\text{Tr}(\Delta f) - \text{Tr}(\Delta_m f)| \leq 4n \min_{p \in \mathcal{P}_{2m}} \max_{z \in \Pi} |f(z) - p(z)|.$$

We report the pseudocode of the procedure for approximating the variation  $\text{Tr}(f(A + X)) - \text{Tr}(f(A))$  in Algorithm 2.

---

**Algorithm 2** Approximation of  $\text{Tr}(f(A + X) - f(A))$

---

```

1: procedure TRACE_FUN_UPDATE( $A, \mathbf{U}_X, B_X, f, \ell, \epsilon$ )
2:   for  $m = 1, \dots, m_{\max}$  do
3:     Compute (incrementally) the Arnoldi relation for  $\mathcal{K}_m(A, \mathbf{U}_X)$ ; store  $\mathbf{U}_m = [\mathbf{U}_1 | \dots | \mathbf{U}_m]$  and  $\mathcal{H}_m$ 
4:      $\mathbf{W}_m \leftarrow \mathbf{U}_m^* \mathbf{U}_X$ 
5:     Compute the eigenvalues  $\tilde{\lambda}_j$  of  $\mathcal{H}_m + \mathbf{W}_m B_X \mathbf{W}_m^*$ 
6:     Compute the eigenvalues  $\lambda_j$  of  $\mathcal{H}_m$ 
7:      $\Delta_m \lambda \leftarrow \sum_j f(\tilde{\lambda}_j) - f(\lambda_j)$ 
8:     if  $m > \ell$  and  $|\Delta_m \lambda - \Delta_{m-\ell} \lambda| < \epsilon$  then
9:       break
10:    end if
11:  end for
12:  return  $\Delta_m \lambda$ 
13: end procedure

```

---

### 3.3.2 Approximation via eigendecomposition update

The algorithm *make it or break it* (MIOBI) proposed in [7] approximates the difference of traces by means of a first order approximation of the largest eigenpairs of  $A + X$ . More specifically, given a positive integer  $h$ , the procedure starts by computing the eigenpairs  $(\lambda_1, \mathbf{u}_1), \dots, (\lambda_h, \mathbf{u}_h)$  of  $A$ , corresponding to the  $h$  eigenvalues of largest magnitudes. For each  $X$ , the authors of [7] observe that the dominant  $h$  eigenpairs  $\tilde{\lambda}_j, \tilde{\mathbf{u}}_j$  of  $A + X$  can be written as

$$\begin{aligned} \tilde{\lambda}_j &= \lambda_j + \mathcal{O}(\|X\|^2) & \text{with} & & \tilde{\lambda}_j &= \lambda_j + \mathbf{u}_j^* X \mathbf{u}_j, \\ \tilde{\mathbf{u}}_j &= \mathbf{u}_j + \mathcal{O}(\|X\|^2) & & & \tilde{\mathbf{u}}_j &= \mathbf{u}_j + \sum_{i=1, i \neq j}^h \frac{\mathbf{u}_i^* X \mathbf{u}_j}{\lambda_i - \lambda_j} \mathbf{u}_i. \end{aligned}$$

Thus, it is proposed to consider the pairs  $(\tilde{\lambda}_j, \tilde{\mathbf{u}}_j)$  as approximations of  $(\hat{\lambda}_j, \hat{\mathbf{u}}_j)$ , i.e., to neglect the high order terms  $\mathcal{O}(\|X\|^2)$ . The resulting procedure is of the same form as Algorithm 1, with two main modifications: at line 8 the formula  $\sum_{j=1}^h f(\tilde{\lambda}_j) - f(\lambda_j)$  is used to approximate the trace update  $\text{Tr}(f(A + X)) - \text{Tr}(f(A))$ ; then at line 15 both formulas for  $\tilde{\lambda}_j, \tilde{\mathbf{u}}_j$  are used to approximate the  $h$  dominant eigenpairs of  $A + X_{\text{opt}}$ . Overall, this yields an algorithm with an iteration cost of  $\mathcal{O}(|F_j| h + n h^2)$ .

## 3.4 Algorithms for edge downgrading and edge addition

We are now ready to formally introduce the methods that we propose for solving (DG),(AD):

**greedy\_Krylov\_break** Algorithm 1 combined with TRACE\_FUN\_UPDATE for evaluating the difference of traces at line 8 and using the strategy  $S_{\text{DG}}^2$  for selecting the sets  $F_j$ .

**greedy\_Krylov\_make** Algorithm 1 combined with TRACE\_FUN\_UPDATE for evaluating the difference of traces at line 8 and using the strategy  $S_{\text{AD}}^2$  for selecting the sets  $F_j$ .

Moreover, to provide a comparison with the performances of state-of-the-art greedy schemes we consider the following methods:



**miobi** Greedy method proposed in [7] that uses (3.3.2) for evaluating the difference of traces and the selection strategies  $(S_{\text{DG}}^{\text{full}})$  and  $(S_{\text{AD}}^3)$  for (DG) and (AD), respectively.

**eigenv** Method proposed in [2] that consists in deleting or adding the  $k$  edges with the largest eigenvector centrality scores — with respect to  $\leq_1$  — in  $E$  and  $V \times V \setminus E$ , respectively.

## 4 Edge downgrading, addition, and tuning for weighted graphs

When considering the solution of (DG'), (AD'), and (TU), one needs to deal with a constrained continuous optimization problem involving the objective function  $\varphi_A(X)$ . Similarly to what has been done for unweighted graphs in Section 3, we keep under control the size of the problem by imposing that we are allowed to modify only a subset  $F$  of the edges (or the missing edges), with cardinality  $n_F$ . With this constraint, we have that  $\varphi_A$  can be seen as a function of  $n_F$  variables  $\varphi_A : \mathbb{R}^{n_F} \rightarrow \mathbb{R}$ , which correspond to the variation of the weights of the edges in  $F$ . In particular, the matrix  $X$  has rank bounded by  $2n_F$ , i.e., to efficiently evaluate  $\varphi_A(X)$  we can rely on Algorithm 2, as far as  $2n_F \ll n$ .

We perform the efficient optimization of  $\varphi_X$  via a tailored implementation of the Limited-memory BFGS algorithm (L-BFGS), a quasi-Newton method that iteratively computes an approximation of the Hessian via rank-2 correction updates and thus only requires the evaluation of the objective function and its gradient. Function updates are computed by means of Algorithm 2 as before. The gradient computation, instead, requires additional analysis as it can be prohibitively expensive if done in a naive way. We devote the remainder of this section to designing a strategy, presented in Algorithm 4, to efficiently evaluate the gradient of  $\varphi_X$  during the iterations of L-BFGS. The resulting procedure, obtained combining L-BFGS, Algorithm 2 and Algorithm 4, is denoted KRYLOV\_LBFGS. Our implementation of KRYLOV\_LBFGS relies on the Matlab function `fmincon` that allows us to select L-BFGS as solver and to specify handle functions for the evaluation of the objective function and of the gradient.

### 4.1 Gradient approximation via Krylov methods

We now look at the gradient of  $\varphi_A$ . Let us denote by  $\text{ind} : F \rightarrow \{1, \dots, m\}$  an ordering map on the set  $F$  and observe that the derivative with respect to the  $ij$ th component is  $\partial_{ij} f(A + X) = L_f(A + X, \mathbf{1}_i \mathbf{1}_j^T)$ , where  $L_f(A + X, \mathbf{1}_i \mathbf{1}_j^T)$  indicates the Fréchet derivative of  $f$  at  $A + X$ , applied to the matrix  $\mathbf{1}_i \mathbf{1}_j^T$ . Moreover,  $L_f(A + X, \mathbf{1}_i \mathbf{1}_j^T + \mathbf{1}_j \mathbf{1}_i^T) = L_f(A + X, \mathbf{1}_i \mathbf{1}_j^T) + L_f(A + X, \mathbf{1}_j \mathbf{1}_i^T)$  and, since  $A + X$  is symmetric, it holds  $L_f(A + X, \mathbf{1}_i \mathbf{1}_j^T) = L_f(A + X, \mathbf{1}_j \mathbf{1}_i^T)^T$ . Putting it all together we have that

$$(\nabla \varphi_A(X))_{\text{ind}(i,j)} = 2 \text{Tr}(L_f(A + X, \mathbf{1}_i \mathbf{1}_j^T)), \quad \forall (i, j) \in F. \quad (4)$$

Note that, all the entries of the gradient in (4) involve evaluating the action of the Fréchet derivative on a rank 1 matrix. The latter property implies the low-rank approximability of (4) that in turn enables us to leverage an efficient Krylov subspace technique [30], as discussed next.

The main computational effort in evaluating (4) comes from the quantities of the form  $L_f(M, \mathbf{1}_i \mathbf{1}_j^T)$ , for a given symmetric matrix  $M$ . The evaluation of the Fréchet derivative in a certain direction can be recast as evaluating the function of a specific augmented matrix. More precisely, applying the well-known formula in [33, Theorem 2.1] to our framework, yields

$$f\left(\begin{bmatrix} M & \mathbf{1}_i \mathbf{1}_j^T \\ 0 & M \end{bmatrix}\right) = \begin{bmatrix} f(M) & L_f(M, \mathbf{1}_i \mathbf{1}_j^T) \\ 0 & f(M) \end{bmatrix} \quad (5)$$

so that we can look at extracting the (1, 2) sub-block of (5). Since

$$\begin{bmatrix} 0 & L_f(M, \mathbf{1}_i \mathbf{1}_j^T) \\ 0 & 0 \end{bmatrix} = f\left(\begin{bmatrix} M & 0 \\ 0 & M \end{bmatrix} + \begin{bmatrix} 0 & \mathbf{1}_i \mathbf{1}_j^T \\ 0 & 0 \end{bmatrix}\right) - f\left(\begin{bmatrix} M & 0 \\ 0 & M \end{bmatrix}\right)$$

---

**Algorithm 3** Approximation of  $\text{Tr}(L_f(M, \mathbf{1}_i \mathbf{1}_j^T))$ 


---

```

1: procedure TRACE_FRECHET_EVAL( $M, i, j, f, \ell, \epsilon$ )
2:   for  $m = 1, \dots, m_{\max}$  do
3:     Compute (incrementally) the Arnoldi relation for  $\mathcal{K}_m(M, \mathbf{1}_i), \mathcal{K}_m(M, \mathbf{1}_j)$  and store
        $\mathbf{U}_m, \mathbf{V}_m, \mathcal{H}_m$  and  $\mathcal{G}_m$ 
4:      $\tilde{L}_{f,m}^{(i,j)} \leftarrow f \left( \begin{bmatrix} \mathcal{H}_m & \mathbf{1}_i \mathbf{1}_j^T \\ 0 & \mathcal{G}_m \end{bmatrix} \right)_{(1,2)}$ 
5:      $\text{Tr}(L_{f,m}^{(i,j)}) \leftarrow \text{Tr}(\mathbf{V}_m^* \mathbf{U}_m \tilde{L}_{f,m}^{(i,j)})$ 
6:     if  $m > \ell$  and  $|\text{Tr}(L_{f,m}^{(i,j)}) - \text{Tr}(L_{f,m-\ell}^{(i,j)})| \leq \epsilon$  then
7:       break
8:     end if
9:   end for
10:  return  $\text{Tr}(L_{f,m}^{(i,j)})$ 
11: end procedure

```

---

and  $\begin{bmatrix} 0 & \mathbf{1}_i \mathbf{1}_j^T \\ 0 & 0 \end{bmatrix}$  is of rank 1, we expect  $L_f(M, \mathbf{1}_i \mathbf{1}_j^T)$  to be well approximated by a low-rank matrix. This property is exploited in [30, Algorithm 2], where a projection method that makes use of tensorized Krylov subspaces has been proposed. The latter incrementally builds orthonormal bases  $\mathbf{U}_m, \mathbf{V}_m$  for  $\mathcal{K}_m(M, \mathbf{1}_i)$  and  $\mathcal{K}_m(M, \mathbf{1}_j)$ , respectively, by means of two Arnoldi processes. The associated Arnoldi relations

$$M\mathbf{U}_m = \mathbf{U}_m \mathcal{H}_m + \mathbf{U}_{m+1} H_{m+1,m} \mathbf{1}_m^T, \quad M\mathbf{V}_m = \mathbf{V}_m \mathcal{G}_m + \mathbf{U}_{m+1} G_{m+1,m} \mathbf{1}_m^T,$$

directly provide the expression of the projected augmented matrix

$$\begin{bmatrix} \mathbf{U}_m^* & 0 \\ 0 & \mathbf{V}_m^* \end{bmatrix} \begin{bmatrix} M & \mathbf{1}_i \mathbf{1}_j^T \\ 0 & M \end{bmatrix} \begin{bmatrix} \mathbf{U}_m & 0 \\ 0 & \mathbf{V}_m \end{bmatrix} = \begin{bmatrix} \mathcal{H}_m & \mathbf{1}_i \mathbf{1}_j^T \\ 0 & \mathcal{G}_m \end{bmatrix}.$$

Thus, the method computes the quantities

$$L_{f,m}^{(i,j)} := \mathbf{U}_m \tilde{L}_{f,m}^{(i,j)} \mathbf{V}_m^*, \quad \tilde{L}_{f,m}^{(i,j)} := f \left( \begin{bmatrix} \mathcal{H}_m & \mathbf{1}_i \mathbf{1}_j^T \\ 0 & \mathcal{G}_m \end{bmatrix} \right)_{(1,2)}, \quad (6)$$

where the subscript (1,2) refers to the extraction of the (1,2) sub-block, as approximation of  $L_f(M, \mathbf{1}_i \mathbf{1}_j^T)$ . Similarly to the algorithm described in Section 3.3.1, as we are interested only to the trace of  $L_f(M, \mathbf{1}_i \mathbf{1}_j^T)$ , we use the approximation  $\text{Tr}(L_{f,m}^{(i,j)})$  that can be efficiently computed by the identity  $\text{Tr}(L_{f,m}^{(i,j)}) = \text{Tr}(\mathbf{V}_m^* \mathbf{U}_m \tilde{L}_{f,m}^{(i,j)})$ . The latter requires  $\mathcal{O}(nm^2 + m^3)$  operations for the computation of the  $m \times m$  matrix  $\mathbf{V}_m^* \mathbf{U}_m \tilde{L}_{f,m}^{(i,j)}$ , plus  $\mathcal{O}(m)$  for the computation of its trace. The method then stops when the heuristic stopping criterion  $|\text{Tr}(L_{f,m}^{(i,j)}) - \text{Tr}(L_{f,m-\ell}^{(i,j)})| \leq \epsilon$  is verified, for a prescribed tolerance  $\epsilon$  and a positive integer  $\ell$ . In our implementation we set  $\ell = 2$ . The full procedure is reported in Algorithm 3.

We point out that, the approximation error associated with the sequence  $\text{Tr}(L_{f,m}^{(i,j)})$ ,  $m = 1, 2, \dots$ , decays at least as the best polynomial approximation error of  $f'$  on the convex hull of the spectrum of  $M$ , which we denote by  $\Pi$ . More precisely, a direct consequence of [30, Corollary 1] is the following bound:

$$|\text{Tr}(L_f(M, \mathbf{1}_i \mathbf{1}_j^T) - L_{f,m}^{(i,j)})| \leq 2n \min_{p \in \mathcal{P}_{m-1}} \max_{z \in \Pi} |f'(z) - p(z)|.$$

## 4.2 Multiple evaluations of $L_f(M, \mathbf{1}_i \mathbf{1}_j^T)$

Evaluating (4) requires to approximate the quantities  $L_f(A, \mathbf{1}_i \mathbf{1}_j^T)$  for all edges  $(i, j) \in F$ , with  $|F| = n_F \ll n$ . In principle, running Algorithm 3  $n_F$  times (on each pair  $(i, j) \in F$ ) performs the sought evaluation. On the other hand, it is possible to enhance the efficiency by avoiding redundant computations due to the repetition of the same nodes in edges of  $F$  and thus the

---

**Algorithm 4** Approximation of  $L_f(M, \mathbf{1}_i \mathbf{1}_j^T) \forall (i, j) \in F$ 


---

```

1: procedure MULTIPLE_TRACE_FRECHET_EVAL( $M, F, f, \ell, \epsilon$ )
2:    $\text{NC} \leftarrow F, \quad m = 1$   $\triangleright$  NC is the set of not converged edges
3:   while  $\text{NC} \neq \emptyset$  do
4:     for  $i \in V(F)$  do
5:       if  $\exists j \in V_i(F)$  such that  $(i, j) \in \text{NC}$  then
6:         Compute (incrementally) the Arnoldi relation for  $\mathcal{K}_m(M, \mathbf{1}_i)$  and store  $\mathbf{u}_m^{(i)}$  and
7:          $\mathcal{H}_m^{(i)}$ 
8:       end if
9:     end for
10:    for  $(i, j) \in \text{NC}$  do
11:       $\tilde{L}_{f,m}^{(i,j)} \leftarrow f \left( \begin{bmatrix} \mathcal{H}_m^{(i)} & \mathbf{1}_i \mathbf{1}_j^T \\ 0 & \mathcal{H}_m^{(j)} \end{bmatrix} \right)_{(1,2)}$ 
12:       $\text{Tr}(L_{f,m}^{(i,j)}) \leftarrow \text{Tr}((\mathbf{u}_m^{(j)})^* \mathbf{u}_m^{(i)} \tilde{L}_{f,m}^{(i,j)})$ 
13:      if  $m > \ell$  and  $|\text{Tr}(L_{f,m}^{(i,j)}) - \text{Tr}(L_{f,m-\ell}^{(i,j)})| \leq \epsilon$  then
14:         $\text{NC} \leftarrow \text{NC} \setminus (i, j), \quad m_{(i,j)} \leftarrow m$ 
15:      end if
16:    end for
17:     $m \leftarrow m + 1$ 
18:  end while
19:  return  $\text{Tr}(L_{f,m_{(i,j)}}^{(i,j)})$  for  $(i, j) \in F$ 
20: end procedure

```

---

same Krylov subspaces. Denote by  $V(F)$  the set of nodes that are linked by the edges in  $F$ , i.e.,  $V(F) := \{i \in V : \exists j \in V \text{ such that } (i, j) \in F\}$  and for any such node  $i \in V(F)$  let  $V_i(F)$  be the set of nodes that are connected to  $i$  via an edge in  $F$ , i.e.,  $V_i(F) := \{j \in V : (i, j) \in F\} \subseteq V(F)$ . We proceed as follows:

- (i) For each  $i \in V(F)$  we compute and store the Arnoldi relation

$$M\mathbf{u}_{m_i}^{(i)} = \mathbf{u}_{m_i}^{(i)} \mathcal{H}_{m_i}^{(i)} + \mathbf{u}_{m_i+1}^{(i)} H_{m_i+1, m_i}^{(i)} \mathbf{1}_{m_i}^T$$

for  $\mathcal{K}_{m_i}(M, \mathbf{1}_i)$  where  $m_i$  is such that  $|\text{Tr}(L_{f,m_i}^{(i,j)}) - \text{Tr}(L_{f,m_i-\ell}^{(i,j)})| \leq \epsilon$ , for all  $j \in V_i(F)$ .

- (ii) While doing (i), for each pair  $(i, j) \in F$ , we store  $\text{Tr}(L_{f,m_{(i,j)}}^{(i,j)})$  where  $m_{(i,j)}$  is the smallest integer such that  $|\text{Tr}(L_{f,m_{(i,j)}}^{(i,j)}) - \text{Tr}(L_{f,m_{(i,j)}-\ell}^{(i,j)})| \leq \epsilon$ . Note that,  $m_{(i,j)} \leq m_i$  which may yield a cheaper trace evaluation for that particular  $(i, j) \in F$ .

The procedure which implements these enhancements is reported in Algorithm 4.

## 5 Numerical experiments with unweighted graphs

We test the performance of GREEDY\_KRYLOV\_BREAK and GREEDY\_KRYLOV\_MAKE with respect to their effectiveness in manipulating the graph natural connectivity, i.e.  $f(z) = e^z$ , and their running time on 22 real-world unweighted networks. Details about the networks' size are reported in Table 1. Those listed on the left-hand side of Table 1 include social networks of geolocated reciprocated Twitter mentions within UK cities (Cardiff, Edinburgh), coauthorship networks (ca-AstroPh, ca-CondMat, ca-HephTh, netscience), a protein-protein interactions network (yeast) and a public transports network (London). All these networks are publicly available via public repositories, as reported in [9, 27, 3, 38]. All the networks listed on the right-hand side of Table 1 are road networks of different cities in the world [22]. Our implementation is written using MATLAB and is available at the public repository [https://github.com/COMPiLELab/krylov\\_robustness](https://github.com/COMPiLELab/krylov_robustness), together with all the datasets above.

In the proposed experiments we compare with state-of-the-art methods MIOBI and EIGENV, that have been recalled in Section 3.4. In particular, MIOBI uses 25 eigenpairs to compute the

Table 1: Number of vertices and edges of the unweighted graphs used for the numerical tests. On the left: social, collaboration, transportation, and PPI networks; on the right: graphs representing road networks.

Dataset	$ V $	$ E $	Dataset	$ V $	$ E $
Cardiff	2685	4444	Anaheim	416	634
CollegeMsg	1893	13835	Austin	7388	10591
Edinburgh	1645	2146	Barcelona	930	1798
as_735	6474	12572	Birmingham	14578	20913
ca-AstroPh	17903	19972	ChicagoRegional	12979	20627
ca-CondMat	21363	91286	DC	9522	14807
ca-HepTh	8638	24806	Hawaii	21774	26007
London	369	430	Philadelphia	13389	21246
netscience	379	914	RhodeIsland	51642	66650
socEpinions1	75877	405739	Rome	3353	4831
yeast	2224	6609	Sydney	32956	38787

approximate trace variation as described in Section 3.3.2 and the search spaces  $S_{DG}^{\text{full}}$ ,  $S_{AD}^3$  for problems DG and AD, respectively. In all our tests, we consider the matrix exponential function  $f = \exp$ .

To assess the impact of the various methods on the natural connectivity of a network we consider the *magnitude of the relative trace variation* that, given the returned modification of the adjacency matrix  $X$ , we define as:

$$\Delta T(X) := \frac{|\text{Tr}(\exp(A + X)) - \text{Tr}(\exp(A))|}{|\text{Tr}(\exp(A))|}.$$

Finally, to evaluate the scalability of the approaches we report their computational time in seconds.

The experiments have been run on a single AMD Opteron(tm) Processor (6376) with 8 cores and a single thread, running at 2.20 GHz, using MATLAB R2021a.

## 5.1 Downgrading for unweighted graphs

As a first experiment, we measure the quantity  $\Delta T$  when solving problem (DG) with a fixed budget of  $k = 50$  edges. The parameter  $q$ , used by the method GREEDY\_KRYLOV\_BREAK to determine its search space, is set to the value  $\min\{1000, |E|\}$ .

The performance of GREEDY\_KRYLOV\_BREAK, MIOBI, and EIGENV are compared over both road and general networks. The results reported in Table 2 show that GREEDY\_KRYLOV\_BREAK and MIOBI always outperform EIGENV. In addition, our GREEDY\_KRYLOV\_BREAK achieves the best score on 9 out of 11 road networks. Also, for general graphs, GREEDY\_KRYLOV\_BREAK and MIOBI provide the best scores although the results reported in Table 3 picture a balanced situation: on 7 out of 11 case studies, the difference between the scores of the methods is less than 2%. The most evident gain of the top method is measured for the medium-size graph **ca-HepTh** and the small graph **netscience**. In view of the significantly lower costs of MIOBI and EIGENV (see next section), these results suggest that GREEDY\_KRYLOV\_BREAK can be a valid competitor for the road networks dataset only.

### 5.1.1 Trace reduction and scalability with respect to the budget size

Then, we consider a second numerical test where we let the budget size  $k$  range in the set  $\{10^j\}$ ,  $j = 1, \dots, 10$ , and we measure both the relative trace variation and the time consumption of the methods. Further, we investigate how the parameter  $q$  affects the performance of GREEDY\_KRYLOV\_BREAK by considering three implementations of this method for  $q = 50, 250, \min\{1000, |E|\}$ . As case studies, we select 6 road networks: **Anaheim**, **Birmingham**, **ChicagoRegional**, **Hawaii**, **RhodeIsland**, and **Rome**. Figure 1 reports the magnitude of the

Table 2: Magnitude of the relative trace variation obtained with the three methods considered for the downgrading of unweighted graphs on road networks, with the budget of  $k = 50$  edges.

Method	Anaheim	Austin	Barcelona	Birmingham	ChicagoRegional	DC	Hawaii	Philadelphia	Rhodelsland	Rome	Sydney
GREEDY_KRYLOV_BREAK	<b>1.33e-01</b>	<b>9.67e-03</b>	<b>9.85e-02</b>	4.57e-03	<b>6.09e-03</b>	<b>8.29e-03</b>	<b>3.36e-03</b>	<b>3.84e-03</b>	<b>1.43e-03</b>	<b>1.94e-02</b>	2.00e-03
MIOBI	9.55e-02	9.40e-03	9.00e-02	<b>4.80e-03</b>	5.05e-03	6.42e-03	2.85e-03	3.43e-03	1.24e-03	1.56e-02	<b>2.51e-03</b>
EIGENV	7.74e-02	5.62e-03	6.34e-02	2.34e-03	3.20e-03	4.16e-03	1.96e-03	2.38e-03	7.51e-04	9.90e-03	1.09e-03

Table 3: Magnitude of the relative trace variation obtained with the three methods considered for the downgrading of unweighted graphs on general networks, with the budget of  $k = 50$  edges.

Method	Cardiff	CollegeMsg	Edinburgh	as_735	ca-AstroPh	ca-CondMat	ca-HepTh	London	netscience	soc-Epinions1	yeast
GREEDY_KRYLOV_BREAK	9.74e-01	<b>7.73e-01</b>	3.34e-01	9.66e-01	7.51e-01	<b>8.58e-01</b>	<b>9.69e-01</b>	<b>7.61e-01</b>	8.01e-01	5.84e-01	<b>8.84e-01</b>
MIOBI	9.74e-01	7.71e-01	<b>3.35e-01</b>	9.66e-01	7.51e-01	8.54e-01	8.47e-01	7.12e-01	<b>9.07e-01</b>	<b>5.87e-01</b>	8.71e-01
EIGENV	9.74e-01	7.71e-01	2.40e-01	9.66e-01	7.51e-01	8.54e-01	8.47e-01	7.12e-01	7.44e-01	<b>5.87e-01</b>	8.65e-01

relative trace variations attained by the five methods, as the budget increases. The method GREEDY\_KRYLOV\_BREAK with the largest search space attains the highest scores on all the examples apart from **Birmingham**, where the returned trace variation is comparable with the one of MIOBI. There is no clear winner between MIOBI and GREEDY\_KRYLOV\_BREAK with  $q = 500$ , while GREEDY\_KRYLOV\_BREAK with  $q = 50$  and EIGENV always provide the 4th and the 5th scores.

The computational times shown in Figure 2 confirm that the cost of all algorithms has a linear scaling with respect to the parameter  $k$ . Also, their dependence on  $n$  is linear, but the hidden constant determines significantly different running times. In particular, in all case studies the three implementations of GREEDY\_KRYLOV\_BREAK are the most expensive, then we have MIOBI and, finally, eigenv that is the cheapest method. As expected, reducing the parameter  $q$  improves the timings of GREEDY\_KRYLOV\_BREAK however, in view of the scores in Figure 1, the convenience of a smaller search space is questionable. Overall, these results suggest that GREEDY\_KRYLOV\_BREAK is preferable in a scenario where the robustness reduction matters more than the computing time.

## 5.2 Addition for unweighted graphs

Here we consider analogous tests to those performed in the previous section, for the optimization problem (AD). This time, we compare MIOBI and EIGENV with the performance of our GREEDY\_KRYLOV\_MAKE with  $q = \min\{1000, |E|\}$ . In Table 4 and Table 5 it is reported the magnitude of the relative trace variation, obtained with  $k = 50$ , for road and general networks, respectively. For all road networks, GREEDY\_KRYLOV\_MAKE is the clear-cut winner and outperforms the second-highest score of a factor between 1.5 and 5. For general networks, GREEDY\_KRYLOV\_MAKE obtains either the best or near-best score on 10 out of 11 examples, although the gain with respect to the competitors is often more limited than for road networks.

Then, we investigate the impact of varying the budget size  $k$  in the range  $10, 20, \dots, 100$  on the trace variation and the computational time for the road networks considered in section 5.1.1. Also in this case, we consider three different sizes for the search space of GREEDY\_KRYLOV\_MAKE, corresponding to the choices of the parameter  $q$  in the set of values  $50, 250, \min\{1000, |E|\}$ . Figure 3 reports the magnitude of the relative trace variation and highlights a crucial difference with respect to the downgrading problem: For any size of the search space, GREEDY\_KRYLOV\_MAKE outperforms significantly its competitors on all case studies. We also note that, in contrast to the downgrading case, EIGENV has either comparable or better performances than MIOBI on all case studies. Moreover, the computational times reported in Figure 4 demonstrate that by choosing the smallest size of the search space ( $q = 50$ ), the cost of GREEDY\_KRYLOV\_MAKE becomes

Table 4: Magnitude of the relative trace variation obtained with the three methods considered for the addition of unweighted graphs on road networks, with the budget of  $k = 50$  edges.

Method	Anaheim	Austin	Barcelona	Birmingham	ChicagoRegional	DC	Hawaii	Philadelphia	Rhodelsland	Rome	Sydney
GREEDY_KRYLOV_MAKE	<b>3.92e+01</b>	<b>3.52e+00</b>	<b>2.96e+01</b>	<b>1.36e+00</b>	<b>1.61e+00</b>	<b>2.05e+00</b>	<b>1.12e+00</b>	<b>1.45e+00</b>	<b>4.58e-01</b>	<b>6.03e+00</b>	<b>7.95e-01</b>
MIOBI	1.28e+01	2.36e+00	1.23e+01	3.54e-01	5.50e-01	1.97e-01	7.40e-02	1.62e-01	1.50e-01	2.33e+00	2.75e-01
EIGENV	1.59e+01	2.36e+00	1.23e+01	3.74e-01	6.05e-01	4.96e-01	2.69e-01	2.93e-01	1.50e-01	2.16e+00	2.75e-01

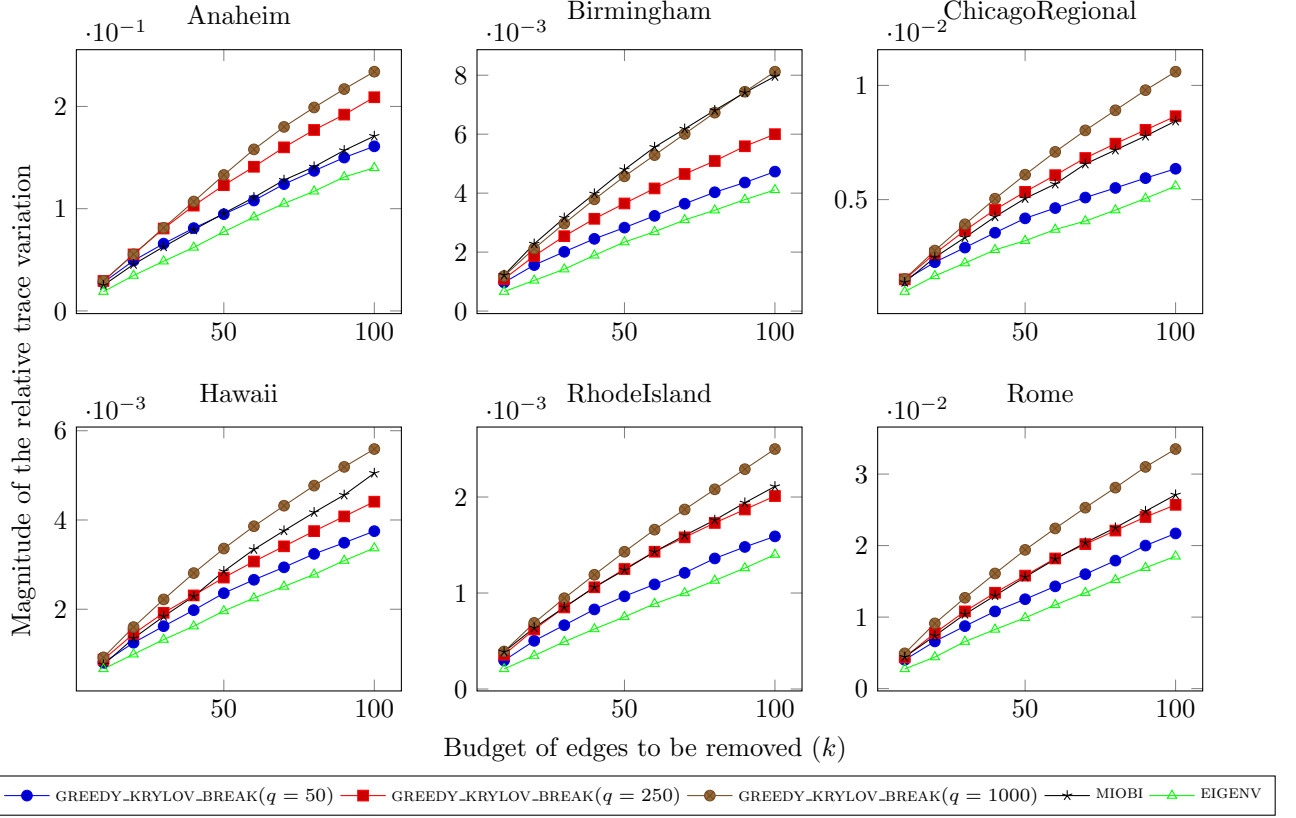


Figure 1: Magnitude of the relative trace variation for downgrading as the budget increases.

Table 5: Magnitude of the relative trace variation obtained with the three methods considered for the addition of unweighted graphs on general networks, with the budget of  $k = 50$  edges.

Method	Cardiff	CollegeMsg	Edinburgh	as_735	ca-AstroPh	ca-CondMat	ca-HepTh	London	netscience	soc-Epinions1	yeast
GREEDY_KRYLOV_MAKE	<b>2.40e+01</b>	<b>5.14e+00</b>	<b>5.42e+01</b>	1.38e+00	<b>1.29e+00</b>	<b>5.05e+00</b>	<b>3.16e+00</b>	<b>8.35e+00</b>	<b>5.21e+01</b>	1.12e+00	<b>2.37e+01</b>
MIOBI	2.06e+01	5.04e+00	1.99e+01	<b>2.31e+00</b>	1.27e+00	4.94e+00	2.78e+00	8.22e+00	3.05e+01	<b>1.13e+00</b>	2.04e+01
EIGENV	2.06e+01	5.04e+00	1.99e+01	<b>2.31e+00</b>	1.27e+00	4.94e+00	2.78e+00	8.22e+00	3.05e+01	<b>1.13e+00</b>	2.04e+01

comparable to the one of MIOBI. This is also due to the fact that, for the addition problem, the search space of MIOBI might be significantly larger than in the downgrading case. Therefore, we conclude that GREEDY\_KRYLOV\_MAKE should be the method of choice for problem (AD), unless a very strict limitation on the time consumption has to be applied.

## 6 Numerical experiments with weighted graphs: tuning, rewiring, addition

Finally, we present results on a set of weighted networks in order to test the performance of the proposed method for the edge tuning problem (TU), as well as weighted edge-addition and edge rewiring, where we simultaneously tune the weight of existing edges and add new ones.

While in certain applications the set  $F$  of edges (or missing edges) that we are allowed to modify is given a-priori, in our setup we will assume only the cardinality of the set  $F$  is fixed, i.e. we are free to select a set of  $n_F \geq 1$  modifiable edges (or edges to be added) and we need to form  $F$  by choosing which ones are those that are best suited to maximize the natural connectivity. This is a more challenging scenario and, clearly, the case in which the set  $F$  is specified by external constraints is retrieved as a special case.

In order to find an optimal set  $F$ , we propose to measure how sensitive is the natural connectivity with respect to changes in the weight of a certain edge  $(i, j)$ . To this end, one should look

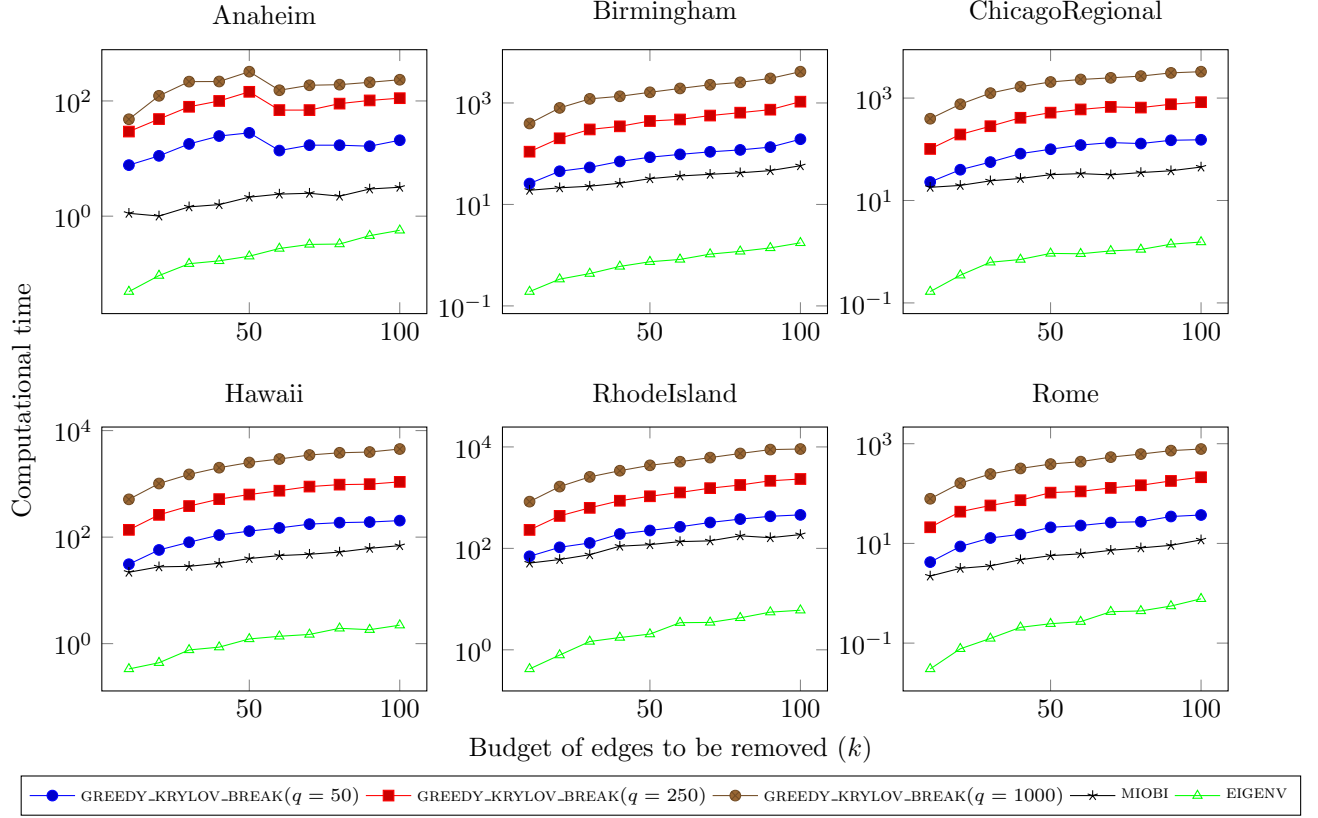


Figure 2: Computational times of the methods for downgrading as the budget increases.

Table 6: Number of vertices and edges of the weighted graphs of power grids used for the numerical tests. In bracket the percentage of voltages that has been added in our preprocessing stage.

Dataset	$ V $	$ E $
Austria	149	169 (0%)
Denmark	96	105 (0%)
England	504	603 (0.7%)
Germany	1903	2371 (0.4%)
Italy	858	1092 (2.8%)
India	3228	4323 (0.4%)
Mexico	552	743 (2.8%)
Poland	299	390 (0.3%)
Portugal	185	247 (1.5%)
Sweden	268	336 (2.4%)

at the magnitude of the corresponding gradient entry  $2\text{Tr}(L_f(A, \mathbf{1}_i \mathbf{1}_j^T))$  and select the edges corresponding to the largest gradient. However, inspecting these quantities for all edges (or missing edges) can be too expensive for large networks. Thus, in our experiments, we proceed as follows: first, we select a set of  $n_P$  candidate edges, with  $n_P > n_F$ , chosen as the most important, with respect to a suitable edge-ordering, among existing and/or non-existing edges; then, we identify  $F$  on the basis of the evaluations of the gradient over the  $n_P$  candidate edges.

In our experiments, we test KRYLOV\_LBFGS on a set of electric power grid networks from different countries, as listed in Table 6. All the considered network datasets were collected from an Open Street Map project by the Complex Network Group at Telecom Sud-Paris [10]. Each node represents a power station and edges represent wired connections, weighted by their voltage

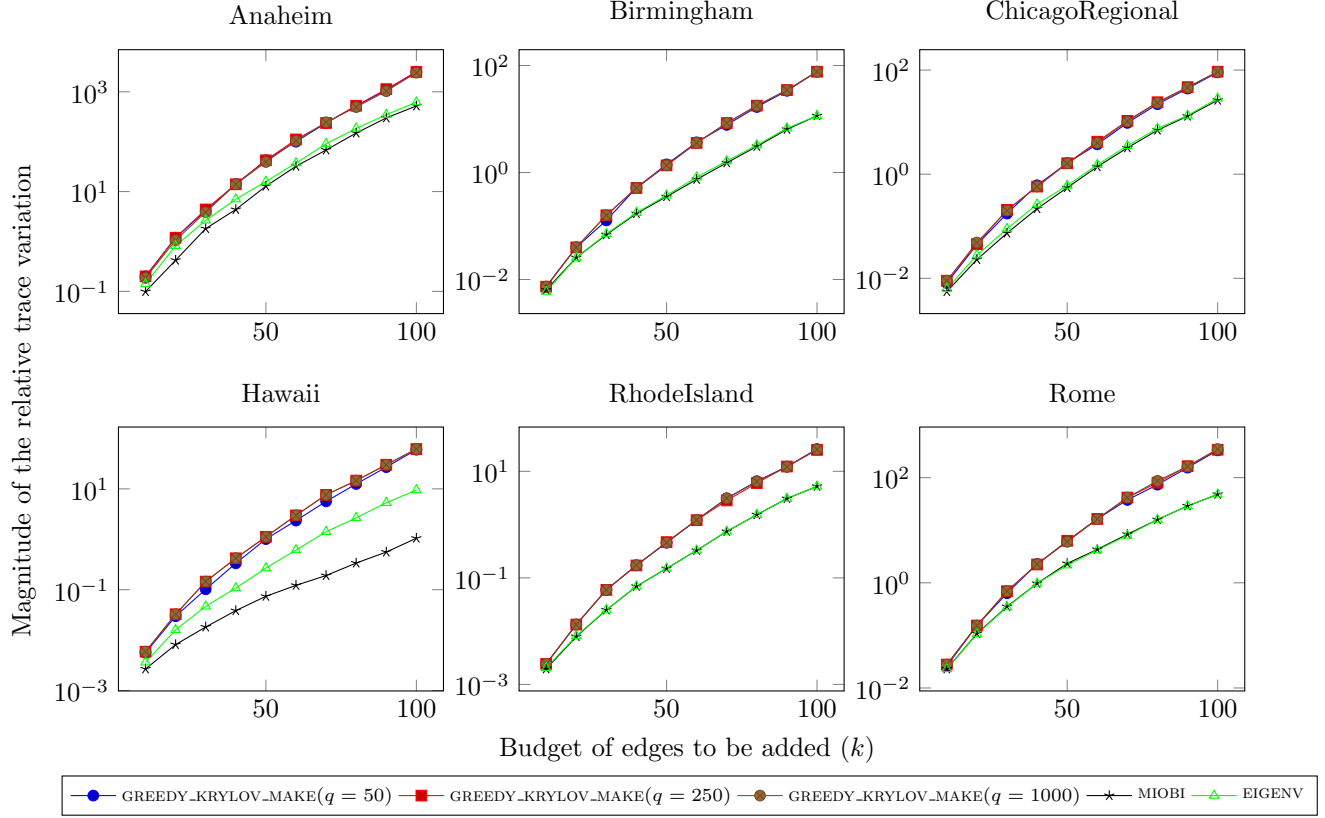


Figure 3: Magnitude of the relative trace variation for addition as the budget increases.

capacity. A small number (in most cases less than 1%) of edge voltage capacity data was missing in the original datasets. For those edges we artificially set the voltage capacity as the average of the neighbors.

Concerning the selection of the edges in  $F$ , we propose three different approaches that deal with different scenarios, as listed below.

**Tuning.** This approach applies to the case where we are only allowed to modify edges with an initial non-zero weight. We select the candidate edges as the first  $n_P = 100$  existing edges with respect to  $\leq_1$ ; then, we set  $F$  as the  $n_F = 30$  edges, among the candidates, with the largest value of the gradient.

**Rewiring.** This approach applies to the case where we are allowed to both modify existing edges and add new ones. We select two sets  $C_1$  and  $C_2$  of 50 candidate edges each, as the first 50 existing edges with respect to  $\leq_2$  and the first 50 non-existing edges with respect to  $\leq_2$ , respectively. The resulting set of  $n_P = 100$  candidate pairs is then used to form  $F$  by choosing  $n_F = 30$  elements from the union of the 15 edges in  $C_1$  and non-existing edges in  $C_2$  with the largest value of the gradient.

**Addition.** This approach applies to the case where we are only allowed to add new edges. We select the candidate edges as the first  $n_P = 100$  non-existing edges with respect to  $\leq_2$ ; then, we set  $F$  as the  $n_F = 30$  edges, among the candidates, with the largest value of the gradient.

Tables 7 and 8 show the relative trace variation and the execution time (in seconds) for all the datasets and the three problem cases above. In particular, Figure 5 shows the geographical location of the modified and added edges on the power network of Denmark, where red edges denote edges whose weight has been diminished by the algorithm, green edges are edges whose weight was increased, and yellow lines denote edges that were added. As expected, rewiring



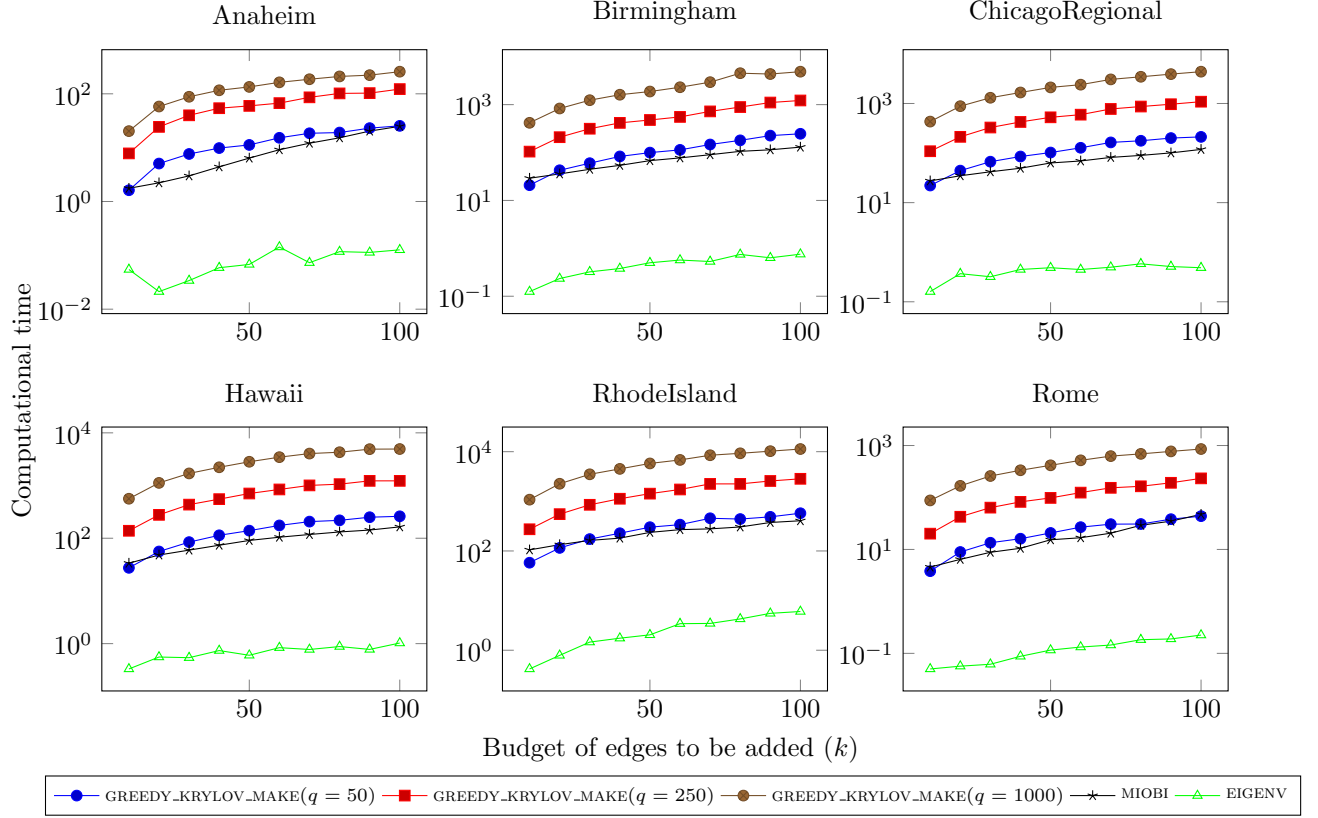


Figure 4: Computational times of the methods for addition as the budget increases.

Table 7: Magnitude of the relative trace variation obtained with the solutions of the three optimization problem related to the robustness of weighted graphs associated with power grid networks.

Problem	Sweden	Italy	Denmark	Portugal	Mexico	Poland	Austria	England	India	Germany
TUNING	7.11e-01	4.38e-01	1.45e+00	1.24e+00	6.64e-01	7.64e-01	8.52e-01	3.67e-01	1.40e-01	1.99e-01
REWIRING	2.49e+00	1.62e+00	6.42e+00	3.46e+00	1.54e+00	1.70e+00	3.29e+00	7.96e-01	3.35e-01	5.25e-01
ADDITION	3.28e-01	1.64e-01	7.10e-01	6.02e-01	2.34e-01	2.82e-01	5.49e-01	1.97e-01	5.65e-02	7.97e-02

is always the most effective procedure, resulting in the largest increase in natural connectivity, as it combines edge tuning and edge addition in a simultaneous optimization mechanism. In particular, we see from Figure 5 that the set of edges modified and added by Rewiring is a subset of those that are modified and added by the other two approaches.

## 7 Conclusions

We have proposed two strategies, based on Krylov subspace approximations, for optimizing the natural connectivity of a graph. The first one is a greedy heuristic method that is well suited to contexts where we either add or remove unweighted edges; in particular, the numerical results indicate that, for the addition problem, our approach significantly outperforms the increase of the objective function obtained with state of the art alternatives. The second proposed strategy combines Krylov subspace approximation and the L-BFGS method to address continuous optimization problems that include edge tuning and rewiring. To the best of our knowledge, this is the first attempt to tackle the optimization of the natural connectivity with a gradient method and the reported experiments demonstrate the feasibility of the approach at least for graphs up to medium size.

Finally, we highlight that the proposed computational strategies are quite flexible as they

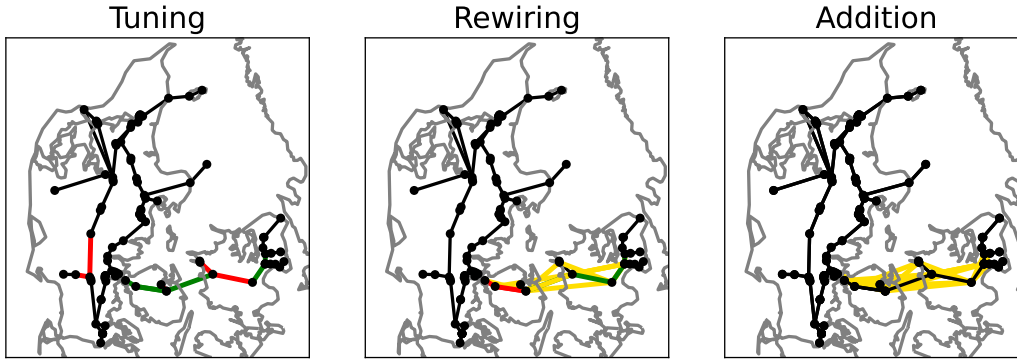


Figure 5: Results of KRYLOV\_LBFGS on the electric power grid network of Denmark. Red lines correspond to edges whose weight was decreased; Green lines correspond to edges whose weight was increased; Yellow lines denote edges that have been added from scratch.

Table 8: Computational times, in seconds, of KRYLOV\_LBFGS when solving the three optimization problems related to the robustness of weighted graphs associated with power grid networks.

Problem	Sweden	Italy	Denmark	Portugal	Mexico	Poland	Austria	England	India	Germany
TUNING	18.99	17.71	7.00	4.93	2.84	2.17	3.18	2.46	5.53	9.01
REWIRING	7.82	12.27	5.00	2.93	2.74	2.42	2.52	3.53	6.20	3.78
ADDITION	8.14	4.72	3.48	3.06	2.40	1.71	1.76	1.06	1.38	1.68

can be adapted with minor changes to the optimization of other matrix function based measures on graphs and it is conceptually easy to incorporate further constraints on the set of modifiable edges.

## Acknowledgments

We would like to thank the department of Math and Stats of Uni Strathclyde for hosting us and the European Union’s Horizon 2020 research and innovation programme who has provided support for the researchers to engage in collaborating activities via the Marie Skłodowska-Curie individual fellowship “MAGNET” No 744014.

## References

- [1] H. Alqahtani and L. Reichel. Multiple orthogonal polynomials applied to matrix function evaluation. *BIT Numerical Mathematics*, 58(4):835–849, 2018.
- [2] F. Arrigo and M. Benzi. Updating and downdating techniques for optimizing network communicability. *SIAM Journal on Scientific Computing*, 38(1):B25–B49, 2016.
- [3] V. Batagelj and A. Mrvar. Pajek datasets collection. <http://vlado.fmf.uni-lj.si/pub/networks/data/>, 2006.
- [4] B. Beckermann, D. Kressner, and M. Schweitzer. Low-rank updates of matrix functions. *SIAM J. Matrix Anal. Appl.*, 39(1):539–565, 2018.
- [5] M. Bellalij, L. Reichel, G. Rodriguez, and H. Sadok. Bounding matrix functionals via partial global block lanczos decomposition. *Applied Numerical Mathematics*, 94:127–139, 2015.
- [6] H. Chan and L. Akoglu. Optimizing network robustness by edge rewiring: a general framework. *Data Mining and Knowledge Discovery*, 30(5):1395–1425, 2016.

- [7] H. Chan, L. Akoglu, and H. Tong. Make it or break it: Manipulating robustness in large networks. In *Proceedings of the 2014 SIAM International Conference on Data Mining*, pages 325–333. SIAM, 2014.
- [8] F. Chung, F. R. Chung, F. C. Graham, L. Lu, et al. *Complex graphs and networks*. Number 107. American Mathematical Soc., 2006.
- [9] S. Cipolla, F. Durastante, and F. Tudisco. Nonlocal pagerank. *ESAIM Mathematical Modelling and Numerical Analysis*, 55:77–97, 2021.
- [10] ComplexNetTSP PowerGrids. Highvoltage power grid networks. [https://github.com/ComplexNetTSP/Power\\_grids/tree/v1.0.0](https://github.com/ComplexNetTSP/Power_grids/tree/v1.0.0), 2023.
- [11] A. Cortinovis, D. Kressner, and S. Massei. Divide-and-conquer methods for functions of matrices with banded or hierarchical low-rank structure. *SIAM J. Matrix Anal. Appl.*, 43(1):151–177, 2022.
- [12] P. Crescenzi, G. D’angelo, L. Severini, and Y. Velaj. Greedily improving our own closeness centrality in a network. *ACM Transactions on Knowledge Discovery from Data (TKDD)*, 11(1):1–32, 2016.
- [13] G. D’Angelo, M. Olsen, and L. Severini. Coverage centrality maximization in undirected networks. In *Proceedings of the AAAI Conference on Artificial Intelligence*, volume 33, pages 501–508, 2019.
- [14] E. Estrada. Virtual identification of essential proteins within the protein interaction network of yeast. *Proteomics*, 6(1):35–40, 2006.
- [15] E. Estrada and Ö. Bodin. Using network centrality measures to manage landscape connectivity. *Ecological Applications*, 18(7):1810–1825, 2008.
- [16] E. Estrada and N. Hatano. Statistical-mechanical approach to subgraph centrality in complex networks. *Chemical Physics Letters*, 439(1-3):247–251, 2007.
- [17] E. Estrada and N. Hatano. Communicability in complex networks. *Physical Review E*, 77(3):036111, 2008.
- [18] E. Estrada and D. J. Higham. Network properties revealed through matrix functions. *SIAM review*, 52:696–714, 2010.
- [19] E. Estrada and P. A. Knight. *A first course in network theory*. Oxford University Press, USA, 2015.
- [20] C. Fenu, D. Martin, L. Reichel, and G. Rodriguez. Block Gauss and anti-Gauss quadrature with application to networks. *SIAM Journal on Matrix Analysis and Applications*, 34(4):1655–1684, 2013.
- [21] P. Fika and M. Mitrouli. Aitken’s method for estimating bilinear forms arising in applications. *Calcolo*, 54(1):455–470, 2017.
- [22] T. N. for Research Core Team. <https://github.com/bstabler/TransportationNetworks>, 2023.
- [23] K. Garimella, G. De Francisci Morales, A. Gionis, and M. Mathioudakis. Reducing controversy by connecting opposing views. In *Proceedings of the Tenth ACM International Conference on Web Search and Data Mining*, pages 81–90. ACM, 2017.
- [24] A. Ghosh and S. Boyd. Growing well-connected graphs. In *Proceedings of the 45th IEEE Conference on Decision and Control*, pages 6605–6611. IEEE, 2006.
- [25] A. Ghosh, S. Boyd, and A. Saberi. Minimizing effective resistance of a graph. *SIAM review*, 50(1):37–66, 2008.

- [26] D. F. Gleich. Pagerank beyond the web. *SIAM Review*, 57(3):321–363, 2015.
- [27] P. Grindrod and T. Lee. Comparison of social structures within cities of very different sizes. *Royal Society Open Science*, 3(2):150526, 2016.
- [28] M. H. Gutknecht. Block Krylov space methods for linear systems with multiple right-hand sides: An introduction. In A. H. Siddiqi, I. S. Duff, and O. Christensen, editors, *Mod. Math. Model. Methods Algorithms Real World Syst.*, pages 420–447, New Delhi, 2007. Anamaya.
- [29] N. Hale, N. J. Higham, and L. N. Trefethen. Computing  $A^\alpha$ ,  $\log(A)$ , and related matrix functions by contour integrals. *SIAM Journal on Numerical Analysis*, 46(5):2505–2523, 2008.
- [30] D. Kressner. A Krylov subspace method for the approximation of bivariate matrix functions. In *Structured matrices in numerical linear algebra*, volume 30 of *Springer INdAM Ser.*, pages 197–214. Springer, Cham, 2019.
- [31] L. T. Le, T. Eliassi-Rad, and H. Tong. Met: A fast algorithm for minimizing propagation in large graphs with small eigen-gaps. In *Proceedings of the 2015 SIAM International Conference on Data Mining*, pages 694–702. SIAM, 2015.
- [32] U. Luxburg, A. Radl, and M. Hein. Getting lost in space: Large sample analysis of the resistance distance. *Advances in Neural Information Processing Systems*, 23, 2010.
- [33] R. Mathias. A chain rule for matrix functions and applications. *SIAM J. Matrix Anal. Appl.*, 17(3):610–620, 1996.
- [34] S. Medya, A. Silva, A. Singh, P. Basu, and A. Swami. Group centrality maximization via network design. In *Proceedings of the 2018 SIAM International Conference on Data Mining*, pages 126–134. SIAM, 2018.
- [35] V. Nicosia, R. Criado, M. Romance, G. Russo, and V. Latora. Controlling centrality in complex networks. *Scientific reports*, 2:218, 2012.
- [36] S. Pozza and F. Tudisco. On the stability of network indices defined by means of matrix functions. *SIAM J. Matrix Analysis and Applications*, 39(4):1521–1546, 2018.
- [37] S. Saha, A. Adiga, B. A. Prakash, and A. K. S. Vullikanti. Approximation algorithms for reducing the spectral radius to control epidemic spread. In *Proceedings of the 2015 SIAM International Conference on Data Mining*, pages 568–576. SIAM, 2015.
- [38] S. N. A. P. (SNAP). sparse networks collection. <http://snap.stanford.edu/data/index.html>, 2023.
- [39] H. Tong, B. A. Prakash, T. Eliassi-Rad, M. Faloutsos, and C. Faloutsos. Gelling, and melting, large graphs by edge manipulation. In *Proceedings of the 21st ACM international conference on Information and knowledge management*, pages 245–254. ACM, 2012.
- [40] F. Tudisco and D. J. Higham. Node and edge nonlinear eigenvector centrality for hypergraphs. *Communications Physics*, 4(1):201, 2021.
- [41] P. Van Mieghem, D. Stevanović, F. Kuipers, C. Li, R. Van De Bovenkamp, D. Liu, and H. Wang. Decreasing the spectral radius of a graph by link removals. *Physical Review E*, 84(1):016101, 2011.
- [42] S. Vigna. Spectral ranking. *Network Science*, 4(4):433–445, 2016.
- [43] S. Wasserman and K. Faust. Social network analysis: Methods and applications. 1994.
- [44] Z. Yu, C. Wang, J. Bu, X. Wang, Y. Wu, and C. Chen. Friend recommendation with content spread enhancement in social networks. *Information Sciences*, 309:102–118, 2015.
- [45] Y. Zhang, A. Adiga, A. Vullikanti, and B. A. Prakash. Controlling propagation at group scale on networks. In *2015 IEEE International Conference on Data Mining*, pages 619–628. IEEE, 2015.