

# DELTA SCORE: Fine-Grained Story Evaluation with Perturbations

Zhuohan Xie    Miao Li    Trevor Cohn\*    Jey Han Lau

School of Computing and Information Systems,

The University of Melbourne

{zhuohanx, miao4}@student.unimelb.edu.au, {t.cohn, laujh}@unimelb.edu.au

## Abstract

Numerous evaluation metrics have been developed for natural language generation tasks, but their effectiveness in evaluating stories is limited as they are not specifically tailored to assess intricate aspects of storytelling, such as fluency and interestingness. In this paper, we introduce DELTA SCORE, a novel methodology that employs perturbation techniques for the evaluation of nuanced story aspects. Our central proposition posits that the extent to which a story excels in a specific aspect (e.g., fluency) correlates with the magnitude of its susceptibility to particular perturbations (e.g., the introduction of typos). Given this, we measure the quality of an aspect by calculating the *likelihood difference* between pre- and post-perturbation states using pre-trained language models. We compare DELTA SCORE with existing metrics on storytelling datasets from two domains in five fine-grained story aspects: fluency, coherence, relatedness, logicity, and interestingness. DELTA SCORE demonstrates remarkable performance, revealing a surprising finding that a specific perturbation proves highly effective in capturing multiple aspects.

## 1 Introduction

The emergence of large pre-trained language models (PLMs) (Zhao et al., 2023) has empowered story generation models to generate plausible narratives (Tan et al., 2021; Zhang et al., 2022b; Yang et al., 2022). The most advanced models have achieved the ability to produce stories which are not easily distinguishable from human-authored ones (Karpinska et al., 2021; Dou et al., 2022; Xie et al., 2023). However, the development of automated evaluation metrics in this domain has not progressed at the same pace (Guan et al., 2021b). Human evaluation, though considered the gold standard, is hindered by its time-consuming, costly, and

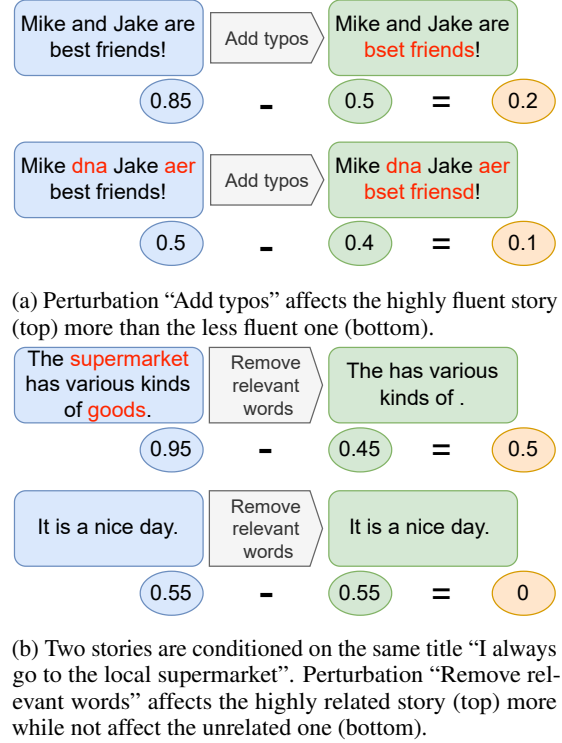


Figure 1: Scenarios where higher quality stories (top) are affected more than lower quality ones (bottom) through aspect-specific perturbations (fluency: "Add typos"; relatedness: "Remove relevant words"). Generative likelihood for original/perturbed story is in blue/green circle, and the DELTA SCORE value is in orange circle.

non-reproducible nature (Sai et al., 2023). Consequently, there is a demand for better automatic methods that can evaluate the quality of stories.

The prevailing evaluation metrics for story assessment have primarily been adapted from other natural language generation (NLG) tasks, such as BLEU (Papineni et al., 2002) for machine translation, or ROUGE (Lin, 2004) for summarization. Fortunately, recent progress has given rise to the emergence of new metrics explicitly tailored for story evaluation, with a focus on quantifying story coherence (Guan and Huang, 2020; Ghazarian

\*Now at Google DeepMind

et al., 2021) or capturing human preferences (Chen et al., 2022). Other works have directly utilized the likelihood of a story under a PLM (Vaswani et al., 2017; Han et al., 2022) or its conditional likelihood based on human references or other contextual factors, such as story title (Thompson and Post, 2020; Yuan et al., 2021). Nonetheless, these approaches often yield a singular score that provides an estimate of the overall quality. However, Chhun et al. (2022) contend that the quality of a story is comprised of various fine-grained aspects, such as fluency and adherence to commonsense, suggesting that an overall quality score has limited utility for comprehensive story evaluation.

In this paper, we present DELTAScore, a method that evaluates story quality by measuring the *likelihood difference* using a PLM between an original story and its perturbed version. The underlying concept is that higher quality stories will exhibit more significant effects from the perturbation compared to lower quality ones. To provide fine-grained assessment of story quality, we experiment with perturbations that target specific aspects. Figure 1 presents two examples to demonstrate the intuition of our approach: 1) When we introduce random typos to modify the two stories shown in Figure 1a, we observe that the story with higher fluency is affected more by the perturbation; 2) When we modify the two stories in Figure 1b by removing relevant words, we observe that the perturbation affects the story that exhibits a closer association with the title to a greater extent. Our empirical analysis demonstrates the superior performance of DELTAScore compared to existing metrics in evaluating intricate story aspects. Furthermore, our investigation reveals an interesting discovery: one of our simplest perturbation methods, which simply shuffles all the words in the story, exhibits remarkable effectiveness in capturing multiple aspects. This points to a possible interpretation that it may be functioning as a normalisation factor to modulate the effects of word frequency and text length.

## 2 Related Work

### 2.1 Automatic Evaluation Metrics

Existing automatic evaluation metrics can be broadly categorized into three paradigms.

**Similarity metrics** mainly focus on measuring lexical overlap such as BLEU (Papineni et al., 2002), NIST (Doddington, 2002) and ROUGE (Lin,

2004) or semantic similarity with contextual representations like MoverScore (Zhao et al., 2019) and BERTScore (Zhang et al., 2020) between the machine-generated text and its human reference.

**Discriminative metrics** typically involve training a discriminator model to differentiate between high-quality and low-quality texts, including UNION (Guan and Huang, 2020), MANPLTS (Ghazarian et al., 2021), CTC (Deng et al., 2021), StoryER (Chen et al., 2022), and UNIEVAL (Zhong et al., 2022). Specifically, UNION constructs negative samples of original stories using heuristic rules and trains a discriminator to differentiate them. MANPLTS is an extension of UNION that constructs improved negative samples by manipulating storylines and generating alternate stories based on these manipulated storylines using a story generation model. StoryER builds a classifier to learn human preference by training it to differentiate highly-upvoted stories from lowly-upvoted ones on Reddit. CTC treats the evaluation task as an information alignment task. UNIEVAL frames the evaluation as a question answering task where different questions are asked to assess a particular aspect.

**Generative metrics** usually rely on generative likelihood to determine the quality of the text, including BARTScore (Yuan et al., 2021), T5Score (Qin et al., 2022) and GPTScore (Fu et al., 2023). Specifically, BARTScore evaluates generated text by calculating its conditional likelihood under BART. GPTScore calculates the likelihood of the story under a PLM with additional prefix to target a particular aspect. T5Score benefits from both worlds by employing both generative training with the standard negative log likelihood loss and discriminative training with contrastive loss where human judgments for generation quality are available.

### 2.2 Natural Text Perturbation

The use of perturbations is a conventional technique to generate negative samples for both discriminative (Guan and Huang, 2020) and generative (Zhong et al., 2022) tasks. Ribeiro et al. (2020) propose CheckList, a suite of perturbation techniques to evaluate the behavioral performance of NLP models. Sai et al. (2021) further delve into applying perturbations to assess robustness of NLG evaluation metrics, while Karpinska et al. (2022)

specifically focus on machine translation evaluation. He et al. (2022) also develop perturbation tests to identify blind spots of model-based evaluation metrics. Notably, all of these perturbations rely on heuristic rules. In contrast, recent adversarial attacks such as those proposed by Li et al. (2020); Morris et al. (2020) use language models to generate adversarial examples, which can also be considered a form of text perturbation. In our work, we explore perturbation for a different purpose: to evaluate fine-grained story qualities.

### 3 DELTAScore

We now describe the idea of our approach. Given a story condition (e.g., a story title)  $c = c_1, \dots, c_n$  containing  $n$  tokens, a model-generated story  $s = s_1, \dots, s_m$  containing  $m$  tokens, and a perturbed story  $s' = s'_1, \dots, s'_{m'}$  containing  $m'$  tokens, DELTAScore calculates the likelihood difference under a language model:

$$\text{DELTAScore}(s) = \log p(s|c) - \log p(s'|c) \quad (1)$$

where  $p(s|c)$  represents the likelihood of  $s$  conditioned on  $c$  under a language model. In our experiments, we investigate several PLMs with varying architectures (§ 3.1) and perturbation techniques that are designed to target specific aspects (§ 3.2).

#### 3.1 Two Different Likelihood Calculations

We now explain how we compute  $p(s|c)$  with encoder-decoder PLMs (e.g., BART (Lewis et al., 2020) and T5 (Raffel et al., 2020)) and decoder PLMs (e.g., GPT-3 (Brown et al., 2020)).  $p(s'|c)$  is computed in the same way and we omit it for brevity.

Denoting language model parameters as  $\theta$ , we compute DELTAScore as follows for encoder-decoder PLMs:

$$\log p(s|c) = \frac{1}{m} \sum_{t=1}^m \log p(s_t | s_{<t}, c, \theta) \quad (2)$$

where  $t$  denotes timestep in the sequence, and  $s_{<t}$  denotes all tokens before the current timestep. Intuitively, the story condition  $c$  is captured by the encoder, and the likelihood of the story  $s$  is produced by the decoder.

In terms of decoder PLMs, we concatenate  $c$  and  $s$  to form a sequence  $x$  ( $x_1, \dots, x_{n+m} = c_1, \dots, c_n, s_1, \dots, s_m$ ) to compute DELTAScore:

$$\log p(s|c) = \frac{1}{m} \sum_{t=n+1}^{n+m} \log p(x_t | x_{<t}, \theta) \quad (3)$$

This formulation means we feed the full sequence including the story condition  $c$  and story  $s$  as input to the decoder-only PLM, although when computing the story likelihood, we only consider the conditional probabilities for the  $s$  tokens.

#### 3.2 Perturbations on Story Aspects

We follow Xie et al. (2023) to assess five fundamental aspects of story quality: fluency, coherence, relatedness, logicity, and interestingness. To this end, we survey perturbation methods from the literature (Ribeiro et al., 2020; Sai et al., 2021; Guan et al., 2021b; He et al., 2022) and attempt to align them to one of these five aspects. For some aspects, we also propose new perturbation methods. We now describe each aspect and its associated perturbation methods; A summary of these methods and examples is given in Table 1.

**Fluency** assesses the readability of sentences in the story. Perturbations targeting fluency modify the text at the word or phrase level. We use two perturbation approaches from Ribeiro et al. (2020): 1) *Typo*, where we randomly transpose a character with an adjacent one in the text, and 2) *Subject-verb disagreement (SubjVerbDis)*, where we modify the verbs in a sentence so that they no longer agree with their subjects.

**Coherence** assesses the level of connectivity between sentences in the story. Perturbations targeting coherence modify the text at the sentence level. We use two perturbation approaches from Sai et al. (2021): 1) *Jumble*, where we randomly shuffle words within the story, and 2) *Sentence Reorder (SentReorder)*, where we randomly shuffle the sentences within the story.

**Relatedness** focuses on the extent to which the story is relevant to the given condition (e.g., story title). Perturbations targeting relatedness alter the story to reduce its association with its condition. We propose two new methods: 1) *Remove Relevant Words (RmRelWords)*, where we use ChatGPT<sup>1</sup> to identify words related to the given title and then remove them from the story, and 2) *Story Replacement (StoryReplace)*, where we substitute the original story with another story from a different story condition. To select a “comparable” story, we choose a story with where its likelihood is similar

<sup>1</sup><https://chat.openai.com>

Aspect	Perturbation	Original story	Perturbed story
Flu.	Typo	he went to see what the problem was	he went to see whta the problem was
	SubjVerbDis	he is the best student in the classroom .	he am the best student in the classroom .
Coh.	Jumble	We play badminton every evening .	badminton every We evening play .
	SentReorder	she did n’t intend to buy anything . unfortunately she has poor impulse control ...	unfortunately she has poor impulse control . she did n’t intend to buy anything ...
Rel.	<u>RmRelWords</u>	The supermarket has various kinds of goods	The has various kinds of goods
	<u>StoryReplace</u>	The supermarket has various kinds of goods	It is a nice day to hang out
Log.	Antonym	The boy got the gift he always wanted, he was so happy .	The boy got the gift he always wanted, he was so sad .
	<u>Commonsense</u>	they took me down to the lake . i threw my line out and caught several worms ...	they took me to the moon. i threw my line out and caught several stars ...
Int.	<u>BlanderNarrative</u>	i felt really angry, talked to my estranged father , and he gave me a gun! But I knew violence is not a solution here .	I felt upset and talked to my father about it . He advised me to handle the situation calmly , so I decided not to resort to violence .

Table 1: Summary of perturbations that target a story quality aspect: Fluency (Flu.), Coherence (Coh.), Relatedness (Rel.), Logicality (Log.), and Interestingness (Int.). For “Relatedness” example stories, they are conditioned on the title “I always go to the local supermarket”. Underlined perturbations are original methods we propose.

to the original story.<sup>2</sup>

**Logicality** focuses on the extent to which the story complies with commonsense. Perturbations targeting logicality introduce elements into the story that contradict commonsense. We adopt one approach from Guan et al. (2021b): *Antonym*, where we randomly replace the word with its antonym; and propose a new approach: *Commonsense*, where we use ChatGPT to modify some story elements to violate commonsense.

**Interestingness** measures the degree of predictability in the progression of events within a story, representing a highly subjective aspect. We propose one approach: *Blander Narrative*, where we use ChatGPT to modify a story to make the narrative less interesting.

The ChatGPT<sup>3</sup> instructions for the aforementioned perturbations are detailed in Appendix A. For *Typo*, *Jumbo* and *Antonym*, we can control the degree of perturbation, and this parameter is tuned in § 5.1.

## 4 Experiments

### 4.1 Benchmarks

We use the generated stories and human ratings collected by Xie et al. (2023) on two story datasets:

Dataset	Condition	Story
ROC	[FEMALE] dad took me fishing .	we sat in a spot and waited for days ...
WP	tell me a story where the first line and last line ...	as i walked into the house , i was assailed by the smell of aging ...

Table 2: Sampled examples of given story condition and its generated story for each dataset.

ROCStories (ROC; Mostafazadeh et al. (2016); 5-sentence simple stories) and WritingPrompts (WP; Fan et al. (2018); longer fictional stories written by users on Reddit).<sup>4</sup> The story condition (c) for ROC is the leading sentence; for WP, it is the short paragraph that describes the idea of the story, which is called “prompt”. We present two example stories from the two datasets in Table 2.

Xie et al. (2023) experiment with 6 story generation models that cover large models with prompt-based learning (e.g., GPT-3), smaller fine-tuned models (e.g., BART) and other methods that incorporate planning and commonsense (Xu et al., 2020; Guan et al., 2020, 2021a; Tan et al., 2021). They then conduct human evaluation on five aspects, judged using an ordinal scale from 1 (worst) to 5 (best). Two distinct groups of annotators were

<sup>2</sup>We calculate the likelihood of the original story and a candidate story without considering their story conditions.

<sup>3</sup>We use OpenAI API with the model gpt-3.5-turbo.

<sup>4</sup>Xie et al. (2023) also collected human judgements for CNN-Dailymail, but we do not use them in our study for two reasons: 1) the stories depict real-world events rather than fictional narratives, and 2) most of the language models we test have been trained on this dataset, and so there are potential circularity issues.



recruited, comprising in-house PhD students and crowdworkers. The results obtained from both groups were found to be similar, indicating the robustness and reliability of the annotation process. The judgment from the first group is used for preliminary exploration of optimal settings, such as assessing the effectiveness perturbation methods and language models (§ 5.1). The judgment of the second group is used for the final comparison of our approach with existing evaluation metrics (§ 5.2).

## 4.2 Language Models

We select a set of representative PLMs to compute DELTAScore. For encoder-decoder PLMs, we use BART and FLAN-T5 (Chung et al., 2022). For decoder PLMs, we use BLOOM (Scao et al., 2022), LLaMA (Touvron et al., 2023), OPT (Zhang et al., 2022a), and GPT-3.5.<sup>5</sup> We use the largest possible variant whenever possible as we found larger models tend to work better in preliminary experiments. We present a summary of these models in Table 3.

## 4.3 Compared Evaluation Metrics

To comprehensively compare DELTAScore with other existing evaluation metrics, we select representative evaluation metrics from each of the three categories mentioned in § 2.1.

For similarity metrics, we run experiments for **BLEU**, **BERTScore** and **MoverScore**. For discriminative metrics, we have **UNION**, **MANPLTS**, **StoryER**, **CTC** and **UNIEVAL**. Since UNION, MANPLTS and StoryER are all originally designed for story evaluation, we use their released models without fine-tuning for our experiments. For CTC, we use the reference-free alignment approach, which is also called “consistency” in the original paper. For UNIEVAL, the question answering models are trained on text summarization and dialogue generation tasks. We modify the questions to adapt UNIEVAL for evaluating different aspects of stories as the authors demonstrate the zero-shot transfer capability. Please refer to Appendix B for our questions. For generative metrics, we select **BARTScore** and **GPTScore**. We use the reference-free version of BARTScore (i.e.,  $c \rightarrow s$ ), and employ text-davinci-003 from OpenAI as the backbone of GPTScore with specific prompts for different story aspects. Prompts for GPTScore can be found in Appendix C.

<sup>5</sup>We use text-davinci-003 in our experiments.

Arch.	Model	Size	#Data	Objectives
En-De	BART	406M	160GB	Denoising
	FLAN-T5	11B	-	Denoising
De	BLOOM	7B	366BT	LM
	LLaMA	65B	1.4TT	LM
	OPT	66B	180BT	LM
	GPT-3.5	175B	300BT	LM

Table 3: Summary of PLMs, classified by their architecture (Arch.) as encoder-decoder (En-De) or decoder (De). “Size” indicates model parameters. #Data indicates the pre-trained data scale (“GB” = “gigabyte”; “BT” = “billion tokens”; and “TT” = “trillion tokens”). “LM” indicates causal language modeling objective.

Objective	Metric	FT	B/F	ST	MS
Similarity	BLEU	✗	B	✗	✗
	BERTScore	✗	B	✗	✗
	MoverScore	✗	B	✗	✗
Discriminative	UNION	✓	F	✓	✗
	MANPLTS	✓	F	✓	✗
	StoryER	✓	F	✓	✗
	CTC	✓	F	✗	✓
Generative	UNIEVAL	✓	F	✗	✓
	BARTScore	✗	F	✗	✓
	GPTScore	✗	F	✗	✓

Table 4: Statistics of compared evaluation metrics. “FT” indicates whether the metric requires additional synthetic data to fine-tune on. “B/F” indicates whether the metric is reference-based (B) or reference-free (F). “ST” indicates whether the metric is originally designed for story evaluation. “MS” indicates whether the metric produces scores that consider multiple aspects.

We summarise all these metrics in Table 4, showing whether they: require additional training or ground truth reference; are originally introduced for story evaluation; and can measure fine-grained story aspects.

## 5 Results

We evaluate Kendall correlation at the story level, which involves comparing the predicted metric score versus the aggregated human rating for each story on a specific aspect. We use this as our primary metric due to the non-linear relationship between automatic and human metrics, as well as the ordinal scale employed in human judgments (Kendall, 1938). We explore different settings of

Target Aspect	Perturbation	ROC					WP				
		Flu.	Coh.	Rel.	Log.	Int.	Flu.	Coh.	Rel.	Log.	Int.
–	w/o perturbation	17.3	31.0	22.8	35.2	20.2	26.8	27.0	32.1	34.6	17.8
Fluency	Typo	14.2	31.9	23.5	36.0	23.2	36.5	42.9	38.1	47.8	35.5
	SubjVerbDis	5.5	13.9	8.8	13.0	7.8	13.0	15.9	4.7	10.7	6.1
Coherence	Jumble	17.6	37.1	16.8	34.1	22.5	35.9	36.0	31.9	36.3	28.1
	SentReorder	4.4	17.7	4.8	20.3	8.9	18.6	27.3	20.5	15.1	25.4
Relatedness	RmRelWords	14.7	30.9	25.6	32.6	21.7	7.1	31.9	35.4	32.8	16.1
	StoryReplace	1.8	7.0	16.0	21.3	8.6	28.5	26.6	27.6	38.5	23.8
Logicity	Antonym	14.4	16.9	11.4	16.2	11.6	31.6	33.5	35.0	35.0	25.3
	Commonsense	20.1	27.1	20.7	34.9	21.4	8.5	16.0	12.3	17.4	8.8
Interestingness	BlanderNarrative	8.1	19.3	2.1	15.1	3.9	14.7	13.3	8.4	18.1	9.5

Table 5: Story-level Kendall correlation ( $|\tau|$ ) between DELTAScore with LLaMA and in-house judgements. We highlight instances where DELTAScore outperforms vanilla likelihood (“w/o perturbation”).

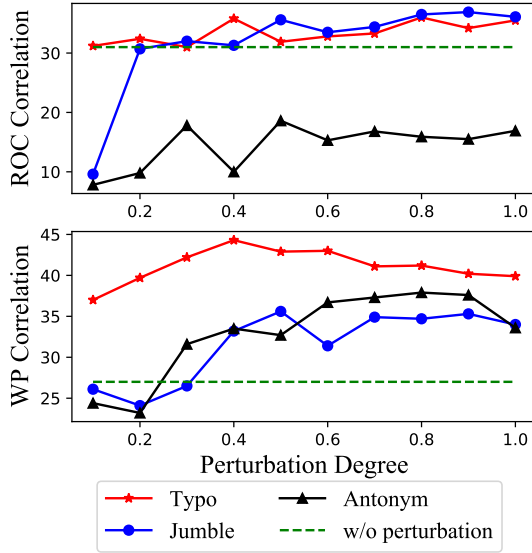


Figure 2: Impact of perturbation degree with LLaMA on in-house judgements for measuring coherence.

our approach in § 5.1 and present a comparison of our best approach with existing evaluation metrics in § 5.2. Note that we use two different set of judgements, as explained in § 4.1, to avoid tuning and testing on the same test set.

## 5.1 Preliminary Exploration

**Perturbation Methods** We commence by showcasing the comparative performance of various perturbation methods (§ 3.2) in relation to human judgements across the five aspects, as demonstrated in Table 5. For this analysis, we employ LLaMA as the PLM. The notation “w/o perturbation” denotes the calculation of story likelihood directly under LLaMA, without any perturbations applied. Our

findings revealed intriguing results. Notably, we observed that perturbations specifically designed to target a particular aspect did not consistently exhibit a higher correlation with human judgments for that aspect. Furthermore, our analysis indicates that measuring interestingness is particularly challenging, as the correlation numbers associated with this aspect are generally lower compared to the other aspects. Finally, our last and perhaps most surprising observation is that a small set of perturbation methods, namely *Typo*, *Jumble*, and *Antonym*, exhibit strong performance in evaluating most aspects. Based on this finding, we concentrate on these three methods for our subsequent experiments.

**Perturbation Degree** We next investigate impact of perturbation degree using the top 3 performing perturbation methods and present the results over ROC and WP in Figure 2. As before, we use LLaMA as the PLM and focus on evaluating coherence here. Interestingly, *Typo* appears to be relatively stable and unaffected by the perturbation degree, where else *Jumble* and *Antonym* work better with more aggressive perturbation. Based on these results, we set the perturbation degree to 0.4, 0.9, and 0.8 for *Typo*, *Jumble*, and *Antonym* respectively for both ROC and WP.

**Language Models** We next present DELTAScore results using different PLMs in Table 6. We use the top 3 performing methods with the optimal degrees determined in our previous analysis. Encouragingly, across different PLMs and story aspects, we see that DELTAScore outperforms vanilla likelihood (“w/o perturbation”) in almost

Metric	ROC					WP				
	Flu.	Coh.	Rel.	Log.	Int.	Flu.	Coh.	Rel.	Log.	Int.
<b>DELTA</b> SCORE (with BART-large 406M)										
w/o perturbation	4.5	14.6	11.6	14.5	2.3	15.0	14.5	22.4	24.5	10.6
Jumble	11.4	21.9	14.6	19.5	13.1	30.0	21.6	27.3	33.6	21.2
Typo	6.3	17.7	19.8	17.5	4.7	24.5	26.9	30.2	36.6	24.3
Antonym	5.7	8.3	7.3	5.4	6.9	28.0	26.4	37.6	31.8	25.7
<b>DELTA</b> SCORE (with FLAN-T5 XXL 11B)										
w/o perturbation	16.2	19.4	14.7	23.1	8.9	19.9	14.1	23.4	20.8	4.8
Jumble	24.5	36.1	20.2	27.9	20.6	31.7	28.3	22.1	34.4	21.8
Typo	11.3	21.8	11.2	28.0	14.7	29.0	25.7	33.1	31.8	18.0
Antonym	10.7	12.9	8.9	10.1	7.9	33.1	34.0	30.6	34.2	29.2
<b>DELTA</b> SCORE (with BLOOM 7B)										
w/o perturbation	12.4	24.1	13.3	25.5	10.2	24.8	21.3	27.9	29.2	12.6
Jumble	25.0	35.5	14.2	33.9	25.4	34.2	34.8	30.7	33.6	23.1
Typo	14.3	31.6	12.2	30.3	14.5	38.4	40.9	38.7	44.7	29.5
Antonym	10.2	12.0	9.4	10.3	12.2	27.4	31.5	31.3	32.9	30.6
<b>DELTA</b> SCORE (with LLaMA 65B)										
w/o perturbation	17.3	31.0	22.8	35.2	20.2	26.8	27.0	32.1	34.6	17.8
Jumble	19.7	36.9	15.8	35.9	23.0	36.8	35.3	32.9	35.5	27.7
Typo	14.2	31.9	<b>23.5</b>	36.0	23.2	34.3	42.2	35.2	44.0	31.8
Antonym	13.3	15.9	10.6	14.2	11.0	31.3	37.9	35.0	36.2	31.6
<b>DELTA</b> SCORE (with OPT 66B)										
w/o perturbation	17.4	30.6	20.2	32.6	15.8	27.5	24.5	32.2	31.0	15.7
Jumble	<b>27.4</b>	<b>44.2</b>	21.6	<b>41.4</b>	<b>30.0</b>	37.9	38.7	35.4	39.5	32.0
Typo	17.9	39.6	21.3	38.7	22.8	39.0	41.9	<b>38.0</b>	<b>45.6</b>	30.4
Antonym	15.8	19.0	13.8	14.9	12.9	34.0	40.3	36.0	39.4	36.7
<b>DELTA</b> SCORE (with GPT-3.5 175B)										
w/o perturbation	21.3	31.2	18.7	28.6	18.2	36.2	32.9	36.0	37.1	23.3
Jumble	18.7	34.0	23.3	38.5	29.7	35.0	36.6	36.1	37.7	33.5
Typo	17.0	35.1	11.7	32.2	26.3	<b>41.7</b>	<b>46.7</b>	37.5	45.0	<b>37.3</b>
Antonym	19.1	21.5	12.9	20.5	13.9	36.1	41.2	41.3	39.6	38.2

Table 6: Absolute value of Story-level Kendall correlation ( $|\tau|$ ) between different metrics and in-house judgements. We **bold** the best scores for each aspect and **highlight** instances where DELTAScore improves over vanilla likelihood (“w/o perturbation”).

all instances, suggesting that measuring story quality using *likelihood difference* is generally a better approach than using its *likelihood* directly. Broadly speaking, *Jumble* is the most consistent perturbation method: in ROC it is the consistently the best performer, while in WP it is either the best or second best performer, depending on the PLM. This observation aligns with the findings presented in Table 5, providing further confirmation that the *Jumble* perturbation method demonstrates effectiveness in measuring various story aspects. When examining the correlation magnitudes for different story aspects, it is evident that interestingness consistently exhibits lower values, reaffirming its inherent difficulty in measurement. There are, however, some curious exceptions: in ROC the correlation for fluency and relatedness is particularly low. We do not have a strong hypothesis of these observations, but will note that the language of ROC stories are somewhat formulaic and possibly dif-

ferent to the language of the pre-training data. For relatedness, the story condition in ROC is the first sentence, and it is a rather artificial condition to set the “topic” for story generation.

A notable and expected observation is that larger models tend to exhibit stronger correlations, with GPT-3.5 and OPT performing the best among the PLMs. BLOOM and FLAN-T5 fall in the middle range, while BART shows the lowest correlation scores. Upon comparing GPT-3.5 and OPT, we observe a slight advantage for OPT despite its smaller model size and pre-training data. This finding suggests that beyond a certain scale, the benefits of further scaling may become less significant.

## 5.2 Comparison with Other Metrics

We proceed to compare DELTAScore with other evaluation metrics in Figure 3. Note that in this comparison, we utilize OPT as the chosen PLM, considering its superior performance, along with

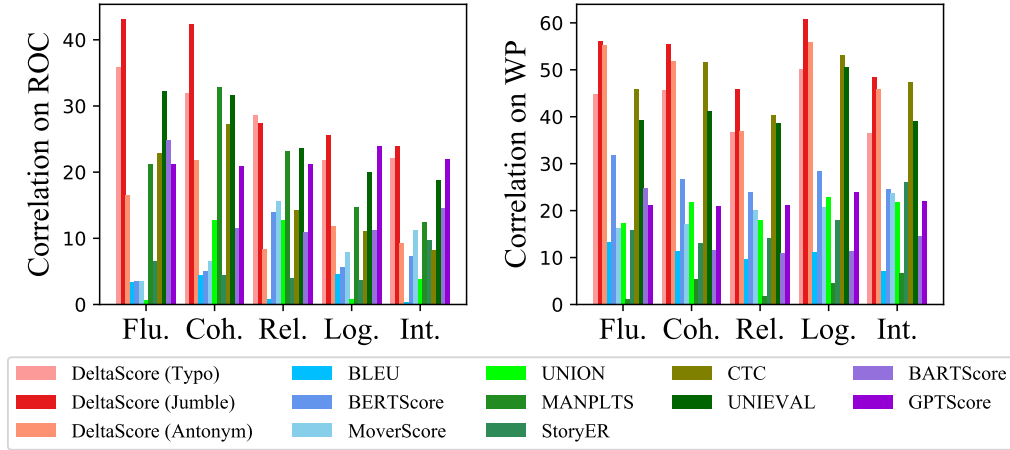


Figure 3: Absolute value of Story-level Kendall correlation ( $|\tau|$ ) between different metrics and crowdworker ratings. Higher bar indicates better performance. Red bars indicate DELTAScore. Blue bars indicate similarity based metrics. Green bars indicate discriminative metrics. Purple bars indicate generative metrics.

the same top-performing perturbation methods. The results of our evaluation are highly promising, as DELTAScore consistently outperforms all competitor metrics across all story aspects. Notably, *Jumble* stands out as the most effective perturbation method among the three. The similarity metrics generally exhibit the lowest performance, highlighting the inadequacy of reference-based metrics for story evaluation, which aligns with previous research findings (Guan and Huang, 2020; Xie et al., 2023). Among the discriminative metrics, CTC and UNIEVAL show relatively strong competitiveness, although they still fall behind DELTAScore. The performance of generative scores is inconsistent. GPTScore shows strong performance in evaluating logicity and interestingness, especially in ROC, where it performs similarly to DELTAScore. However, its effectiveness is limited in other scenarios.

## 6 Discussion and Conclusion

Initially, our aim was to investigate various types of perturbations for assessing fine-grained aspects of storytelling. Surprisingly, our findings revealed that one of the simplest perturbation methods, namely *Jumble*, displayed exceptional effectiveness in measuring most aspects. Upon observing the performance of each metric across different aspects in Figure 3, we noticed that there is not a significant disparity in the results. This suggests a potential inter-correlation among the aspects, leading us to speculate that they may be interconnected in some way. However, the effectiveness of the *Jumble* perturbation method in capturing multiple

aspects still remains unexplained. Another hypothesis could be that *Jumble* is functioning as a *normalisation factor* to modulate word frequency and sentence length effects. This finding aligns with the research conducted by Lau et al. (2020), who explored the use of language model probabilities for assessing sentence acceptability. They highlighted the significance of normalizing these probabilities and introduced various normalization techniques, including the utilization of unigram language models, to mitigate the impact of word frequency. The likelihood associated with a shuffled word sequence, referred to as *Jumble*, can be considered as a form of normalization that incorporates word frequency and sentence length effects, obviating the need for an additional language model. This observation implies that DELTAScore, utilizing the *Jumble* technique, may have broader applications beyond the evaluation of story quality. For instance, it could be applicable in scenarios involving sentence scoring, such as machine translation and abstractive summarization.

In conclusion, we propose DELTAScore, a novel approach to assess fine-grained story aspects by comparing the likelihood difference between the original story and a perturbed version using a pre-trained language model. Surprisingly, we discovered that a small set of perturbation methods excel in measuring the majority of story aspects. Furthermore, our findings demonstrate that DELTAScore exhibits stronger correlations with human judgments compared to a range of existing metrics across two different story domains.



## Limitations

Our study investigates a constrained range of perturbations for evaluating stories, acknowledging the possibility of additional perturbations that might exhibit superior effectiveness beyond the scope of our analysis. While our current paper focuses on applying the perturbation method specifically to story evaluation, we recognize its potential for adaptation in assessing other text generation tasks, such as machine translation and abstractive summarization. This includes the utilization of *Jumble* or alternative perturbation techniques, thereby paving the way for promising avenues of future investigation.

## References

- Tom B. Brown, Benjamin Mann, Nick Ryder, Melanie Subbiah, Jared Kaplan, Prafulla Dhariwal, Arvind Neelakantan, Pranav Shyam, Girish Sastry, Amanda Askell, Sandhini Agarwal, Ariel Herbert-Voss, Gretchen Krueger, Tom Henighan, Rewon Child, Aditya Ramesh, Daniel M. Ziegler, Jeffrey Wu, Clemens Winter, Christopher Hesse, Mark Chen, Eric Sigler, Mateusz Litwin, Scott Gray, Benjamin Chess, Jack Clark, Christopher Berner, Sam McCandlish, Alec Radford, Ilya Sutskever, and Dario Amodei. 2020. [Language models are few-shot learners](#). In *Advances in Neural Information Processing Systems 33: Annual Conference on Neural Information Processing Systems 2020, NeurIPS 2020, December 6-12, 2020, virtual*.
- Hong Chen, Duc Vo, Hiroya Takamura, Yusuke Miyao, and Hideki Nakayama. 2022. [StoryER: Automatic story evaluation via ranking, rating and reasoning](#). In *Proceedings of the 2022 Conference on Empirical Methods in Natural Language Processing*, pages 1739–1753, Abu Dhabi, United Arab Emirates. Association for Computational Linguistics.
- Cyril Chhun, Pierre Colombo, Fabian M. Suchanek, and Chloé Clavel. 2022. [Of human criteria and automatic metrics: A benchmark of the evaluation of story generation](#). In *Proceedings of the 29th International Conference on Computational Linguistics, COLING 2022, Gyeongju, Republic of Korea, October 12-17, 2022*, pages 5794–5836. International Committee on Computational Linguistics.
- Hyung Won Chung, Le Hou, Shayne Longpre, Barret Zoph, Yi Tay, William Fedus, Eric Li, Xuezhi Wang, Mostafa Dehghani, Siddhartha Brahma, Albert Webson, Shixiang Shane Gu, Zhuyun Dai, Mirac Suzgun, Xinyun Chen, Aakanksha Chowdhery, Sharan Narang, Gaurav Mishra, Adams Yu, Vincent Y. Zhao, Yanping Huang, Andrew M. Dai, Hongkun Yu, Slav Petrov, Ed H. Chi, Jeff Dean, Jacob Devlin, Adam Roberts, Denny Zhou, Quoc V. Le, and Jason Wei. 2022. [Scaling instruction-finetuned language models](#). *CoRR*, abs/2210.11416.
- Mingkai Deng, Bowen Tan, Zhengzhong Liu, Eric Xing, and Zhiting Hu. 2021. [Compression, transduction, and creation: A unified framework for evaluating natural language generation](#). In *Proceedings of the 2021 Conference on Empirical Methods in Natural Language Processing*, pages 7580–7605, Online and Punta Cana, Dominican Republic. Association for Computational Linguistics.
- George Doddington. 2002. [Automatic evaluation of machine translation quality using n-gram co-occurrence statistics](#). In *Proceedings of the Second International Conference on Human Language Technology Research, HLT '02*, page 138–145, San Francisco, CA, USA. Morgan Kaufmann Publishers Inc.
- Yao Dou, Maxwell Forbes, Rik Koncel-Kedziorski, Noah A. Smith, and Yejin Choi. 2022. [Is GPT-3 text indistinguishable from human text? scarecrow: A framework for scrutinizing machine text](#). In *Proceedings of the 60th Annual Meeting of the Association for Computational Linguistics (Volume 1: Long Papers)*, pages 7250–7274, Dublin, Ireland. Association for Computational Linguistics.
- Angela Fan, Mike Lewis, and Yann Dauphin. 2018. [Hierarchical neural story generation](#). In *Proceedings of the 56th Annual Meeting of the Association for Computational Linguistics (Volume 1: Long Papers)*, pages 889–898, Melbourne, Australia. Association for Computational Linguistics.
- Jinlan Fu, See-Kiong Ng, Zhengbao Jiang, and Pengfei Liu. 2023. [Gptscore: Evaluate as you desire](#). *CoRR*, abs/2302.04166.
- Sarik Ghazarian, Zixi Liu, Akash S M, Ralph Weischedel, Aram Galstyan, and Nanyun Peng. 2021. [Plot-guided adversarial example construction for evaluating open-domain story generation](#). In *Proceedings of the 2021 Conference of the North American Chapter of the Association for Computational Linguistics: Human Language Technologies*, pages 4334–4344, Online. Association for Computational Linguistics.
- Jian Guan, Fei Huang, Zhihao Zhao, Xiaoyan Zhu, and Minlie Huang. 2020. [A knowledge-enhanced pre-training model for commonsense story generation](#). *Transactions of the Association for Computational Linguistics*, 8:93–108.
- Jian Guan and Minlie Huang. 2020. [UNION: An Un-referenced Metric for Evaluating Open-ended Story Generation](#). In *Proceedings of the 2020 Conference on Empirical Methods in Natural Language Processing (EMNLP)*, pages 9157–9166, Online. Association for Computational Linguistics.
- Jian Guan, Xiaoxi Mao, Changjie Fan, Zitao Liu, Wenbiao Ding, and Minlie Huang. 2021a. [Long text generation by modeling sentence-level and discourse-level coherence](#). In *Proceedings of the 59th Annual Meeting of the Association for Computational Linguistics and the 11th International Joint Conference*

- on *Natural Language Processing (Volume 1: Long Papers)*, pages 6379–6393, Online. Association for Computational Linguistics.
- Jian Guan, Zhixin Zhang, Zhuoer Feng, Zitao Liu, Wenbiao Ding, Xiaoxi Mao, Changjie Fan, and Minlie Huang. 2021b. [OpenMEVA: A benchmark for evaluating open-ended story generation metrics](#). In *Proceedings of the 59th Annual Meeting of the Association for Computational Linguistics and the 11th International Joint Conference on Natural Language Processing (Volume 1: Long Papers)*, pages 6394–6407, Online. Association for Computational Linguistics.
- Rujun Han, Hong Chen, Yufei Tian, and Nanyun Peng. 2022. [Go back in time: Generating flashbacks in stories with event temporal prompts](#). In *Proceedings of the 2022 Conference of the North American Chapter of the Association for Computational Linguistics: Human Language Technologies*, pages 1450–1470, Seattle, United States. Association for Computational Linguistics.
- Tianxing He, Jingyu Zhang, Tianle Wang, Sachin Kumar, Kyunghyun Cho, James R. Glass, and Yulia Tsvetkov. 2022. [On the blind spots of model-based evaluation metrics for text generation](#). *CoRR*, abs/2212.10020.
- Marzena Karpinska, Nader Akoury, and Mohit Iyyer. 2021. [The perils of using Mechanical Turk to evaluate open-ended text generation](#). In *Proceedings of the 2021 Conference on Empirical Methods in Natural Language Processing*, pages 1265–1285, Online and Punta Cana, Dominican Republic. Association for Computational Linguistics.
- Marzena Karpinska, Nishant Raj, Katherine Thai, Yixiao Song, Ankita Gupta, and Mohit Iyyer. 2022. [DEMETER: Diagnosing evaluation metrics for translation](#). In *Proceedings of the 2022 Conference on Empirical Methods in Natural Language Processing*, pages 9540–9561, Abu Dhabi, United Arab Emirates. Association for Computational Linguistics.
- M. G. Kendall. 1938. [A new measure of rank correlation](#). *Biometrika*, 30:81–93.
- Jey Han Lau, Carlos Armendariz, Shalom Lappin, Matthew Purver, and Chang Shu. 2020. [How furiously can colorless green ideas sleep? sentence acceptability in context](#). *Transactions of the Association for Computational Linguistics*, 8:296–310.
- Mike Lewis, Yinhan Liu, Naman Goyal, Marjan Ghazvininejad, Abdelrahman Mohamed, Omer Levy, Veselin Stoyanov, and Luke Zettlemoyer. 2020. [BART: Denoising sequence-to-sequence pre-training for natural language generation, translation, and comprehension](#). In *Proceedings of the 58th Annual Meeting of the Association for Computational Linguistics*, pages 7871–7880, Online. Association for Computational Linguistics.
- Linyang Li, Ruotian Ma, Qipeng Guo, Xiangyang Xue, and Xipeng Qiu. 2020. [BERT-ATTACK: Adversarial attack against BERT using BERT](#). In *Proceedings of the 2020 Conference on Empirical Methods in Natural Language Processing (EMNLP)*, pages 6193–6202, Online. Association for Computational Linguistics.
- Chin-Yew Lin. 2004. [ROUGE: A package for automatic evaluation of summaries](#). In *Text Summarization Branches Out*, pages 74–81, Barcelona, Spain. Association for Computational Linguistics.
- John Morris, Eli Lifland, Jin Yong Yoo, Jake Grigsby, Di Jin, and Yanjun Qi. 2020. [TextAttack: A framework for adversarial attacks, data augmentation, and adversarial training in NLP](#). In *Proceedings of the 2020 Conference on Empirical Methods in Natural Language Processing: System Demonstrations*, pages 119–126, Online. Association for Computational Linguistics.
- Nasrin Mostafazadeh, Lucy Vanderwende, Wen-tau Yih, Pushmeet Kohli, and James Allen. 2016. [Story cloze evaluator: Vector space representation evaluation by predicting what happens next](#). In *Proceedings of the 1st Workshop on Evaluating Vector-Space Representations for NLP*, pages 24–29, Berlin, Germany. Association for Computational Linguistics.
- Kishore Papineni, Salim Roukos, Todd Ward, and Wei-Jing Zhu. 2002. [Bleu: a method for automatic evaluation of machine translation](#). In *Proceedings of the 40th Annual Meeting of the Association for Computational Linguistics*, pages 311–318, Philadelphia, Pennsylvania, USA. Association for Computational Linguistics.
- Yiwei Qin, Weizhe Yuan, Graham Neubig, and Pengfei Liu. 2022. [T5score: Discriminative fine-tuning of generative evaluation metrics](#). *CoRR*, abs/2212.05726.
- Colin Raffel, Noam Shazeer, Adam Roberts, Katherine Lee, Sharan Narang, Michael Matena, Yanqi Zhou, Wei Li, and Peter J. Liu. 2020. [Exploring the limits of transfer learning with a unified text-to-text transformer](#). *J. Mach. Learn. Res.*, 21:140:1–140:67.
- Marco Tulio Ribeiro, Tongshuang Wu, Carlos Guestrin, and Sameer Singh. 2020. [Beyond accuracy: Behavioral testing of NLP models with CheckList](#). In *Proceedings of the 58th Annual Meeting of the Association for Computational Linguistics*, pages 4902–4912, Online. Association for Computational Linguistics.
- Ananya B. Sai, Tanay Dixit, Dev Yashpal Sheth, Sreyas Mohan, and Mitesh M. Khapra. 2021. [Perturbation CheckLists for evaluating NLG evaluation metrics](#). In *Proceedings of the 2021 Conference on Empirical Methods in Natural Language Processing*, pages 7219–7234, Online and Punta Cana, Dominican Republic. Association for Computational Linguistics.

- Ananya B. Sai, Akash Kumar Mohankumar, and Mitesh M. Khapra. 2023. [A survey of evaluation metrics used for NLG systems](#). *ACM Comput. Surv.*, 55(2):26:1–26:39.
- Teven Le Scao, Angela Fan, Christopher Akiki, Elizabeth-Jane Pavlick, Suzana Ilić, Daniel Hesslow, Roman Castagné, Alexandra Sasha Luccioni, François Yvon, and et al Matthias Gallé. 2022. [Bloom: A 176b-parameter open-access multilingual language model](#). *ArXiv*, abs/2211.05100.
- Bowen Tan, Zichao Yang, Maruan Al-Shedivat, Eric Xing, and Zhiting Hu. 2021. [Progressive generation of long text with pretrained language models](#). In *Proceedings of the 2021 Conference of the North American Chapter of the Association for Computational Linguistics: Human Language Technologies*, pages 4313–4324, Online. Association for Computational Linguistics.
- Brian Thompson and Matt Post. 2020. [Automatic machine translation evaluation in many languages via zero-shot paraphrasing](#). In *Proceedings of the 2020 Conference on Empirical Methods in Natural Language Processing (EMNLP)*, pages 90–121, Online. Association for Computational Linguistics.
- Hugo Touvron, Thibaut Lavril, Gautier Izacard, Xavier Martinet, Marie-Anne Lachaux, Timothée Lacroix, Baptiste Rozière, Naman Goyal, Eric Hambro, Faisal Azhar, Aurélien Rodriguez, Armand Joulin, Edouard Grave, and Guillaume Lample. 2023. [Llama: Open and efficient foundation language models](#). *CoRR*, abs/2302.13971.
- Ashish Vaswani, Noam Shazeer, Niki Parmar, Jakob Uszkoreit, Llion Jones, Aidan N. Gomez, Lukasz Kaiser, and Illia Polosukhin. 2017. [Attention is all you need](#). In *Advances in Neural Information Processing Systems 30: Annual Conference on Neural Information Processing Systems 2017, December 4-9, 2017, Long Beach, CA, USA*, pages 5998–6008.
- Zhuohan Xie, Trevor Cohn, and Jey Han Lau. 2023. [Can very large pretrained language models learn storytelling with A few examples?](#) *CoRR*, abs/2301.09790.
- Peng Xu, Mostofa Patwary, Mohammad Shoneybi, Raul Puri, Pascale Fung, Anima Anandkumar, and Bryan Catanzaro. 2020. [MEGATRON-CNTRL: Controllable story generation with external knowledge using large-scale language models](#). In *Proceedings of the 2020 Conference on Empirical Methods in Natural Language Processing (EMNLP)*, pages 2831–2845, Online. Association for Computational Linguistics.
- Kevin Yang, Yuandong Tian, Nanyun Peng, and Dan Klein. 2022. [Re3: Generating longer stories with recursive reprompting and revision](#). In *Proceedings of the 2022 Conference on Empirical Methods in Natural Language Processing*, pages 4393–4479, Abu Dhabi, United Arab Emirates. Association for Computational Linguistics.
- Weizhe Yuan, Graham Neubig, and Pengfei Liu. 2021. [BartScore: Evaluating generated text as text generation](#). In *Advances in Neural Information Processing Systems 34: Annual Conference on Neural Information Processing Systems 2021, NeurIPS 2021, December 6-14, 2021, virtual*, pages 27263–27277.
- Susan Zhang, Stephen Roller, Naman Goyal, Mikel Artetxe, Moya Chen, Shuohui Chen, Christopher Dewan, Mona T. Diab, Xian Li, Xi Victoria Lin, Todor Mihaylov, Myle Ott, Sam Shleifer, Kurt Shuster, Daniel Simig, Punit Singh Koura, Anjali Sridhar, Tianlu Wang, and Luke Zettlemoyer. 2022a. [OPT: open pre-trained transformer language models](#). *CoRR*, abs/2205.01068.
- Tianyi Zhang, Varsha Kishore, Felix Wu, Kilian Q. Weinberger, and Yoav Artzi. 2020. [BertScore: Evaluating text generation with BERT](#). In *8th International Conference on Learning Representations, ICLR 2020, Addis Ababa, Ethiopia, April 26-30, 2020*. OpenReview.net.
- Zhexin Zhang, Jiaxin Wen, Jian Guan, and Minlie Huang. 2022b. [Persona-guided planning for controlling the protagonist’s persona in story generation](#). In *Proceedings of the 2022 Conference of the North American Chapter of the Association for Computational Linguistics: Human Language Technologies*, pages 3346–3361, Seattle, United States. Association for Computational Linguistics.
- Wayne Xin Zhao, Kun Zhou, Junyi Li, Tianyi Tang, Xiaolei Wang, Yupeng Hou, Yingqian Min, Beichen Zhang, Junjie Zhang, Zican Dong, et al. 2023. [A survey of large language models](#). *arXiv preprint arXiv:2303.18223*.
- Wei Zhao, Maxime Peyrard, Fei Liu, Yang Gao, Christian M. Meyer, and Steffen Eger. 2019. [MoverScore: Text generation evaluating with contextualized embeddings and earth mover distance](#). In *Proceedings of the 2019 Conference on Empirical Methods in Natural Language Processing and the 9th International Joint Conference on Natural Language Processing (EMNLP-IJCNLP)*, pages 563–578, Hong Kong, China. Association for Computational Linguistics.
- Ming Zhong, Yang Liu, Da Yin, Yuning Mao, Yizhu Jiao, Pengfei Liu, Chenguang Zhu, Heng Ji, and Jiawei Han. 2022. [Towards a unified multi-dimensional evaluator for text generation](#). In *Proceedings of the 2022 Conference on Empirical Methods in Natural Language Processing*, pages 2023–2038, Abu Dhabi, United Arab Emirates. Association for Computational Linguistics.

## A Perturbation Prompts

We use following prompts for perturbations when we apply API with GPT-3.5-turbo.

- **RelevantWords:** Find all words in the given story that is relevant to the given title. Please only print words in the given story, and separate them by ','. "title": {title}, "story": {story}
- **Commonsense:** Revise the following story such that certain elements does not make sense. The revision should be minimal, e.g. by changing a few words. "story": {story}
- **BlanderNarrative:** Revise the following story to make it less interesting (e.g. expected ending, no plot twist). The revision should be minimal. "story": {story}

## B UNIEVAL Questions

We ask the following questions for each aspect. Note that we try to use the narrative/vocabulary as close to the original questions [Zhong et al. \(2022\)](#) use in their efforts as possible.

- **Fluency:** Is this a fluent utterance?
- **Coherence:** Is this a coherent utterance?
- **Relatedness:** Is this claim consistent with the document?
- **Logicity:** Is this utterance consistent with the commonsense?
- **Interestingness:** Is this an interesting utterance?

## C GPtScore Prompts

We use the following prompts for each aspect. Note that we try to use the narrative/vocabulary as close to the original prompts ([Fu et al., 2023](#)) use in their efforts as possible.

- **Fluency:** Generate a fluent story for the given title: {title}, and story: {story}
- **Coherence:** Generate a coherent story for the given title: {title}, and story: {story}
- **Relatedness:** Generate a story related to the given title: {title}, and story: {story}

- **Logicity:** Generate a story that adhere to commonsense for the given title: {title}, and story: {story}
- **Interestingness:** Generate an interesting story for the given title: {title}, and story: {story}