

Estimate-Then-Optimize Versus Integrated-Estimation-Optimization: A Stochastic Dominance Perspective

Adam N. Elmachtoub

Department of Industrial Engineering and Operations Research & Data Science Institute, Columbia University, New York, NY 10027, adam@ieor.columbia.edu

Henry Lam

Department of Industrial Engineering and Operations Research, Columbia University, New York, NY 10027, henry.lam@columbia.edu

Haofeng Zhang

Department of Industrial Engineering and Operations Research, Columbia University, New York, NY 10027, hz2553@columbia.edu

Yunfan Zhao

Department of Industrial Engineering and Operations Research, Columbia University, New York, NY 10027, yz3685@columbia.edu

In data-driven stochastic optimization, model parameters of the underlying distribution need to be estimated from data in addition to the optimization task. Recent literature suggests the integration of the estimation and optimization processes, by selecting model parameters that lead to the best empirical objective performance. Such an integrated approach can be readily shown to outperform simple “estimate then optimize” when the model is misspecified. In this paper, we argue that when the model class is rich enough to cover the ground truth, the performance ordering between the two approaches is reversed for nonlinear problems in a strong sense. Simple “estimate then optimize” outperforms the integrated approach in terms of stochastic dominance of the asymptotic optimality gap, i.e, the mean, all other moments, and the entire asymptotic distribution of the optimality gap is always better. Analogous results also hold under constrained settings and when contextual features are available. We also provide experimental findings to support our theory.

Key words: Data-driven stochastic optimization, estimate then optimize, integrated estimation and optimization, stochastic dominance.

1. Introduction

We consider data-driven stochastic optimization problems, where a decision maker aims to optimize an the expected value of an objective function that is noisy or involves random outcomes, where the underlying distribution governing the randomness can only be observed from data. This problem arises in many real life problems such as inventory management (Qi et al. 2022, Ban and Rudin 2019), ship inspection (Yan et al. 2020), and revenue management (Chen et al. 2022). A distinguishing challenge in this problem, compared to classical optimization, lies in the efficient incorporation of data information. In stochastic programming or machine learning, a natural approach is to use empirical optimization (EO) or sample average approximation, namely by

replacing an unknown expectation with its empirical counterpart (Shapiro et al. 2021). While conceptually straightforward, such an approach cannot easily apply to more complex situations such as contextual optimization where the decision is made conditional on features. In these situations, or when parametric information is utilizable, a model-based approach is necessitated to encode the underlying distribution via a parametric model.

Two approaches have been widely considered in model-based optimization. First is simple “estimate then optimize” (ETO) that first estimates the model parameters from observed data using standard statistical tools such as maximum likelihood estimation (MLE), and then optimizes the objective function calibrated from these estimated parameters (Bertsimas and Kallus 2020, Ban and Rudin 2019). Second is “integrated estimation and optimization” (IEO) that lumps the estimation and optimization processes together by first solving a “meta-optimization” to select the model parameters that gives rise to the best empirical objective performance (Grigas et al. 2021, Hu et al. 2022), and then doing the optimization task using these parameters. Recent literature (Elmachtoub and Grigas 2022, Wilder et al. 2019a, Elmachtoub et al. 2020, Mandi et al. 2020) suggests that IEO results in better decisions than ETO, since the estimation procedure for ETO is implemented separately from the target optimization problem. This phenomenon is intuitive as IEO aims to select model parameters that optimize the objective performance, while there is no guarantee that standard statistical estimation in ETO can attain such a performance (El Balghiti et al. 2019).

The main goal of this paper is to argue that, while IEO indeed compares favorably to ETO when the model is misspecified (as demonstrated in the existing literature), the converse holds when the model is well-specified for general nonlinear optimization problems. Moreover, this latter comparison is in the strong sense of *stochastic dominance* (Quirk and Saposnik 1962, Mas-Colell et al. 1995) of the attained optimality gap (or equivalently the excess risk or regret), viewed as a random variable with respect to the data noise in obtaining the solution. In other words, ETO outperforms IEO not only for the mean or any moments of the optimality gap, but for its *entire probability distribution*. Here, optimality gap refers to the ground-truth objective performance of the data-driven solution relative to the oracle best performance. Evidently, a smaller optimality gap means a better objective value, and thus serves as a natural criterion to signal better solution quality (Lam 2021, Grigas et al. 2021, Hu et al. 2022, Estes 2021).

More broadly, we systematically compare the limiting distributions of the optimality gaps of the three common data-driven approaches discussed above, EO, ETO and IEO (keeping in mind that EO is not always implementable). We show that, on one hand, EO is the best and ETO is the worst under model misspecification. On the other hand, when the model is correctly specified (i.e., in a rich enough class to cover the ground truth distribution), the performance ordering among the

three approaches is completely reversed, i.e., EO becomes the worst while ETO becomes the best. These comparisons utilize the limiting distributions of the optimality gaps, under mild regularity conditions on nonlinear optimization problems. Our analysis also reveals why the reversed ordering happens under the correctly specified model: With enough smoothness and suitable first-order optimality conditions, the optimality gap behaves roughly like a quadratic form of the estimated parameters (which involves derivative information of the objective function and the model), similar to the parameters' mean squared error. In this view, MLE provides the asymptotically best estimator according to the celebrated Cramer-Rao bound (Cramér 1946, Rao 1945), which hints at the superiority of ETO. Eliciting this phenomenon and the full comparisons among EO, ETO and IEO require elaborate matrix manipulations and comparisons arising from the variances of the limiting optimality gaps which are represented as squared sums of correlated Gaussian variables.

Our findings hold for two important generalizations of our model. First, we consider the addition of known constraints to the optimization task. This calls for substantial additional technicalities arising both from the incorporation of orthogonal projection to reduce the asymptotic covariance matrix (in the sense of matrix inequality), and the need to use less transparent optimality conditions and linear independence constraint qualification. For instance, the second-order optimality conditions do not immediately guarantee that the Hessian matrix is positive definite and subsequently hinders the derivation of the stochastic dominance relation. These ultimately require careful calculations and connections among an array of matrix derivatives. Second, we extend our findings to (both unconstrained and constrained) contextual stochastic optimization. While previous work on contextual optimization considers discrete distributions (Grigas et al. 2021, Hu et al. 2022) or linear objectives (Elmachtoub and Grigas 2022, Hu et al. 2022), we show the stochastic ordering of ETO and IEO under general distributions and (strictly) nonlinear objectives.

Finally, we conduct numerical experiments for a variety of newsvendor problems that can be formulated as unconstrained, constrained and contextual stochastic optimization problems. Our experimental findings corroborate our theory in verifying stochastic dominance under large samples, while similar trends can still be observed under small sample sizes.

2. Related Work

There is vast literature on the general topic of data-driven optimization, among them sample average approximation (SAA) being the commonest approach (Shapiro et al. 2021, Mohajerin Esfahani and Kuhn 2018, Ban and Rudin 2019). In contextual optimization where the decision depends on features, the modeler needs to either learn the conditional mean response (Elmachtoub and Grigas 2022), general conditional distribution (Bertsimas and Kallus 2020, Ban and Rudin 2019, Kallus and Mao 2022), or a conditional probability vector (Grigas et al. 2021). Recent studies propose

various end-to-end IEO approaches for different tasks and show their superior performance in practice (Donti et al. 2017, Wilder et al. 2019a, Elmachetoub et al. 2020, Mandi et al. 2020, Wilder et al. 2019b, Pogančić et al. 2020). A large focus has been on constrained problems with a linear objective (Elmachtoub and Grigas 2022, Hu et al. 2022, Kotary et al. 2021, Ferber et al. 2020, Wilder et al. 2019a).

Most of the existing literature discussed above focuses on empirical studies and practical performance, and few theoretical studies have been done to compare ETO against IEO (Qi and Shen 2022). A recent line of papers (El Balghiti et al. 2019, Liu and Grigas 2021, Ho-Nguyen and Kılınç-Karzan 2022, Grigas et al. 2021) theoretically demonstrate the effectiveness of end-to-end approaches in terms of consistency, calibration, or the generalization bound on the regret. Perhaps most relevant to our work is Hu et al. (2022), who compare ETO and IEO for linear objectives. Our work differs from Hu et al. (2022) in the following aspects: First is that we consider nonlinear optimization while Hu et al. (2022) focuses on linear problems. Second, in Hu et al. (2022), ETO and IEO exhibit different convergence rates under noise-dependent assumptions, and these “fast” rates distinguish their performances. In contrast, in our considered nonlinear settings, only the “slow” rate is available (i.e., the rates are the same $O(\frac{1}{\sqrt{n}})$ for all considered approaches). As a result, and as our third distinction with Hu et al. (2022), to compare ETO and IEO (and also EO), we derive precise limiting distributions at the $O(\frac{1}{\sqrt{n}})$ scale, and we use the notion of first-order stochastic dominance to differentiate their performance.

In terms of techniques, we utilize the notion of stochastic dominance or ordering (Shaked and Shanthikumar 2007, Mas-Colell et al. 1995). Our work uses techniques similar to Lam (2021) who also compares optimization formulations using stochastic dominance on asymptotic regrets. However, we have significant differences. First is that Lam (2021) focuses on a different problem of assessing the optimality of EO, without considering models or contextual information. Second, Lam (2021) argues the superiority of EO via second-order stochastic dominance, where our conclusion here is based on a stronger first-order stochastic dominance. Third, the route to our stronger conclusion requires detailed derivations on the exact forms of the asymptotic covariance matrices for all algorithms (Duchi and Ruan 2021), while Lam (2021) does not need these derivations as his framework only requires asymptotic normality.

Finally, in addition to the above lines of work, there are other approaches to handle data-driven optimization, most notably distributionally robust optimization (Delage and Ye 2010, Goh and Sim 2010, Ben-Tal et al. 2013, Wiesemann et al. 2014) which finds solutions that optimize for the worst-case scenarios, where the worst case is defined over an ambiguity set or uncertainty set. Other approaches include modifications to EO such as regularization (Hastie et al. 2009), which is also related to distributionally robust optimization (Lam 2016, Namkoong and Duchi 2017,

Blanchet et al. 2019, Gao and Kleywegt 2022, Gotoh et al. 2018). These lines of literature focus on nonparametric instead of model-based settings that we consider in this paper. Last but not least, there are also works considering other optimization setups like data-pooling (Gupta and Kallus 2022) and the small-data regime (Besbes and Mouchtaki 2021, Gupta and Rusmevichientong 2021, Gupta et al. 2022) where EO is not necessarily optimal.

3. Preliminaries

3.1. Notations

Suppose that $y(x) : \mathbb{R}^{d_1} \rightarrow \mathbb{R}^{d_2}$ is a differentiable map. We write $\nabla y(x)$ as the $d_2 \times d_1$ first-order derivative (Jacobian) matrix $(\frac{\partial y_i}{\partial x_j})_{i=1, \dots, d_2; j=1, \dots, d_1}$. Suppose that $y(x_1, x_2) : \mathbb{R}^{d_1} \times \mathbb{R}^{d_2} \rightarrow \mathbb{R}$ is a twice differentiable function. We write $\nabla_{x_k, x_l} y(x_1, x_2)$ ($k = 1, 2; l = 1, 2$) as the $d_k \times d_l$ second-order derivative matrix $(\frac{\partial^2 y}{\partial x_{k,i} \partial x_{l,j}})_{i=1, \dots, d_k; j=1, \dots, d_l}$.

For any symmetric matrix Q , we write $Q \geq 0$ if Q is positive semi-definite and $Q > 0$ if Q is positive definite. For two symmetric matrices Q_1 and Q_2 , we write $Q_1 \geq Q_2$ if $Q_1 - Q_2 \geq 0$, in other words, $Q_1 - Q_2$ is positive semi-definite. Similarly, we write $Q_1 > Q_2$ if $Q_1 - Q_2 > 0$, in other words, $Q_1 - Q_2$ is positive definite.

We write $\mathbb{E}_P[\cdot]$ and $\text{Var}_P(\cdot)$ as the expectation and (co)variance with respect to the distribution P . We sometimes write $\mathbb{E}_\theta[\cdot]$ as the shorthand for $\mathbb{E}_{P_\theta}[\cdot]$ in the case of parameterized distribution P_θ . We use \xrightarrow{d} and \xrightarrow{P} to denote “convergence in distribution” and “convergence in probability” respectively.

3.2. Preliminaries on first-order stochastic dominance

In this section, we briefly review the concept of the first-order stochastic dominance (Quirk and Saposnik 1962), which provides a form of stochastic ordering to rank two random variables.

DEFINITION 1. For any two random variable X, Y , we say that X is first-order stochastically dominated by Y , written as $X \preceq_{st} Y$, or $Y \succeq_{st} X$, if

$$\mathbb{P}[X > x] \leq \mathbb{P}[Y > x] \quad \text{for all } x \in \mathbb{R}.$$

In addition, we say $X =_{st} Y$ if $X \preceq_{st} Y$ and $Y \preceq_{st} X$. Then it is easy to see that $X =_{st} Y$, iff $X \preceq_{st} Y$ and $Y \preceq_{st} X$, iff $\mathbb{P}[X > x] = \mathbb{P}[Y > x]$ for all $x \in \mathbb{R}$, iff $X \stackrel{d}{=} Y$, i.e., X has the same distribution as Y .

The first-order stochastic dominance has the following properties (Mas-Colell et al. 1995):

PROPOSITION 1. *The following statements are equivalent:*

- (a) $X \preceq_{st} Y$.
- (b) There exists a random vector Z and two functions ψ_1, ψ_2 such that $X \stackrel{d}{=} \psi_1(Z), Y \stackrel{d}{=} \psi_2(Z)$ and $\psi_1 \leq \psi_2$.
- (c) For any increasing functions ϕ , $\mathbb{E}[\phi(X)] \leq \mathbb{E}[\phi(Y)]$.

If X, Y are both nonnegative random variables, then $X \preceq_{st} Y$ implies that $\mathbb{E}[X^k] \leq \mathbb{E}[Y^k]$ for any $k > 0$ by part (c) in Proposition 1. Hence any k th-moment (including the mean) of X should be less than the k th-moment of Y . Note that part (c) implies more than any moments of the distributions. Stochastic dominance provides a strong sense of stochastic ordering between distributions, not only for any moments of the two random variables, but for their entire probability distributions. Thus it is stronger than only comparing the mean considered in Hu et al. (2022). In this paper, we use the notion of first-order stochastic dominance relation, which implies second-order stochastic dominance relation considered in Lam (2021).

4. Methodology and Main Results

Consider a standard stochastic optimization problem in the form

$$w^* \in \arg \inf_{w \in \Omega} \mathbb{E}_P[c(w, z)] \quad (1)$$

where 1) $w \in \Omega \subset \mathbb{R}^p$ is the decision and Ω is an open set in \mathbb{R}^p ; 2) z is a random object distributed according to an unknown ground-truth data generating distribution P ; 3) $c(\cdot, \cdot)$ is a known cost function.

Our goal is to find w^* as the optimal decision under the ground truth distribution P . The ground-truth P is typically unknown in practice. Instead, we have i.i.d. data z_1, \dots, z_n generated from P in data-driven optimization. To infer the distribution P , we may first construct a family of distributions $\{P_\theta : \theta \in \Theta\}$ parameterized by θ and consider a class of oracle problems:

$$\inf_{w \in \Omega} \{v(w, \theta) := \mathbb{E}_\theta[c(w, z)]\},$$

where 1) $\theta \in \Theta \subset \mathbb{R}^q$ is a parameter in the underlying distribution P_θ and Θ is an open set in \mathbb{R}^q ; 2) z is a random object distributed according to P_θ .

To evaluate the performance of a decision w , we introduce the criterion: the regret (or equivalently optimality gap or excess risk) of the obtained w against the oracle w^* in terms of the ground-truth objective value.

DEFINITION 2 (REGRET). For any $w \in \Omega$, the regret of w is given by $R(w) := v_0(w) - v_0(w^*)$, where w^* is an optimal solution to (1).

The regret $R(w)$ is clearly non-negative and decreases as the objective value of w decreases, making $R(w)$ a natural criterion to measure solution quality. Note that any data-driven algorithm, including the approaches we will introduce below, outputs a decision \hat{w} that has randomness inherited from the data. Thus its regret $R(\hat{w})$, is a random variable. One may be interested in the mean of $R(\hat{w})$ with respect to the data distribution as in some previous work (Hu et al. 2022). We are interested in proving a strong sense of comparisons in the stochastic version (not only for

mean or moments). We adopt the concept of “first-order stochastic dominance” in Section 3.2: If we have two obtained solutions \hat{w}_1 and \hat{w}_2 such that $R(\hat{w}_1) \preceq_{st} R(\hat{w}_2)$, then we say that \hat{w}_1 is a better solution than \hat{w}_2 .

4.1. Algorithms

We consider three approaches to obtain a solution for (1):

Empirical optimization (EO) or sample average approximation. This is the most straightforward approach, by replacing the unknown expectation \mathbb{E}_P with the empirical mean. Namely, we solve

$$w^{EO} \in \arg \inf_{w \in \Omega} \left\{ \hat{v}_0(w) := \frac{1}{n} \sum_{i=1}^n c(w, z_i) \right\}$$

In practice, the exact solutions may not be obtainable, and we call the approximate solution \hat{w}^{EO} . Note that here we do not estimate the distribution P , and w^{EO} can be viewed as a so-called M-estimator in statistics.

By definition, for any w ,

$$\mathbb{E}_P[\hat{v}_0(w)] = v_0(w),$$

i.e., $\hat{v}_0(w)$ is the empirical counterpart of $v_0(w)$. The population (data-free) version of EO is $\arg \inf_{w \in \Omega} v_0(w)$, which produces the optimal decision w^* (1). Under some mild conditions (which will be specified later), \hat{w}^{EO} converges in probability to w^* .

Estimate then optimize (ETO): We use maximum likelihood estimation (MLE) to estimate θ^{ETO} , i.e.,

$$\theta^{ETO} \in \arg \sup_{\theta \in \Theta} \frac{1}{n} \sum_{i=1}^n \log p_{\theta}(z_i).$$

where p_{θ} is the density or mass function of P_{θ} . In practice, the exact solutions may not be obtainable, and we call the approximate solution $\hat{\theta}^{ETO}$. Note that the population (data-free) version of ETO is $\arg \inf_{\theta \in \Theta} \mathbb{E}_P[\log p_{\theta}(z)]$. Under some mild conditions (which will be specified later), $\hat{\theta}^{ETO}$ converges in probability to θ^{KL} where $\theta^{KL} := \arg \inf_{\theta \in \Theta} \mathbb{E}_P[\log p_{\theta}(z)]$. Once $\hat{\theta}^{ETO}$ is obtained, we plug into the objective and obtain

$$w_{\hat{\theta}^{ETO}} = \arg \inf_{w \in \Omega} v(w, \hat{\theta}^{ETO})$$

Call this obtained solution \hat{w}^{ETO} . In other words, this approach uses the standard MLE tool to estimate the unknown parameter and then plugs in the parameter estimate in the optimization problem.

Integrated estimation and optimization (IEO): Consider the class of oracle optimal solutions for the parameterized objective functions $v(w, \theta)$, given by

$$w_\theta \in \arg \inf_{w \in \Omega} v(w, \theta) \quad (2)$$

for all $\theta \in \Theta$. We then select θ by solving the empirical optimization

$$\theta^{IEO} \in \arg \inf_{\theta \in \Theta} \hat{v}_0(w_\theta).$$

In practice, the exact solutions may not be obtainable, and we call the approximate solution $\hat{\theta}^{IEO}$.

This approach integrates optimization with the estimation process in that the loss function used to “train” θ in the distribution model is the decision-making optimization problem itself. Note that the population (data-free) version of IEO is $\arg \inf_{\theta \in \Theta} v_0(w_\theta)$ as $\hat{v}_0(w)$ is the empirical counterpart of $v_0(w)$. Under some mild conditions (which will be specified later), $\hat{\theta}^{IEO}$ converges in probability to θ^* where $\theta^* := \arg \inf_{\theta \in \Theta} v_0(w_\theta)$. Once $\hat{\theta}^{IEO}$ is obtained, we output the solution

$$\hat{w}^{IEO} := w_{\hat{\theta}^{IEO}}.$$

Our paper primarily focuses on the statistical comparisons among the three approaches, EO, ETO and IEO for nonlinear problems; their computational perspective is a separate issue that is not the main focus of this paper. Nonetheless, Our results have some relevance to this latter aspect: First, we allow some computational error when we derive \hat{w}^{EO} , $\hat{\theta}^{ETO}$, $\hat{\theta}^{IEO}$ so that they could be solved numerically. In terms of the computational cost, EO tends to be easier to solve than ETO and IEO. In fact, EO can be solved directly using gradient-based approaches if the cost function is convex, while the tractability of ETO and IEO depends on the adopted parametric distribution family and the structure of the objective function. For instance, we may not even have a closed form for the parametrized expected cost in ETO, in which case we may need to resort to sampling to turn the ETO into an EO that uses samples drawn from the fitted parametric model.

4.2. Basic Consistency Conditions

First, we make the following basic conditions needed for each of the considered approaches. Let $d(\cdot, \cdot)$ denote the standard Euclidean distance in the corresponding parameter/decision space.

ASSUMPTION 1 (Consistency conditions for EO). *Suppose that:*

1. $\sup_{w \in \Omega} |\hat{v}_0(w) - v_0(w)| \xrightarrow{P} 0$.
2. For every $\epsilon > 0$, $\inf_{w \in \Omega: d(w, w^*) \geq \epsilon} v_0(w) > v_0(w^*)$ where $w^* = \arg \inf_{w \in \Omega} v_0(w)$ is the optimal decision.

3. The EO solution \hat{w}^{EO} is solved approximately in the sense that $\hat{v}_0(\hat{w}^{EO}) \leq \hat{v}_0(w^*) + o_P(1)$. Note that the exact solution w^{EO} naturally satisfies this condition.

ASSUMPTION 2 (Consistency conditions for ETO). Suppose that:

1. $\sup_{\theta \in \Theta} |\frac{1}{n} \sum_{i=1}^n \log p_{\theta}(z_i) - \mathbb{E}_P[\log p_{\theta}(z)]| \xrightarrow{P} 0$.
2. For every $\epsilon > 0$, $\sup_{\theta \in \Theta: d(\theta, \theta^{KL}) \geq \epsilon} \mathbb{E}_P[\log p_{\theta}(z)] < \mathbb{E}_P[\log p_{\theta^{KL}}(z)]$ where θ^{KL} is given by $\theta^{KL} := \arg \inf_{\theta \in \Theta} KL(P, P_{\theta}) = \arg \sup_{\theta \in \Theta} \mathbb{E}_P[\log p_{\theta}(z)]$, with KL denoting the Kullback-Leibler divergence.
3. The estimated model parameter $\hat{\theta}^{ETO}$ in ETO is obtained approximately in the sense that $\frac{1}{n} \sum_{i=1}^n \log p_{\hat{\theta}^{ETO}}(z_i) \geq \frac{1}{n} \sum_{i=1}^n \log p_{\theta^{KL}}(z_i) - o_P(1)$. Note that the exact solution θ^{ETO} naturally satisfies this condition.

ASSUMPTION 3 (Consistency conditions for IEO). Suppose that:

1. $\sup_{\theta \in \Theta} |\hat{v}_0(w_{\theta}) - v_0(w_{\theta})| \xrightarrow{P} 0$.
2. For every $\epsilon > 0$, $\inf_{\theta \in \Theta: d(\theta, \theta^*) \geq \epsilon} v_0(w_{\theta}) > v_0(w_{\theta^*})$ where θ^* is given by $\theta^* := \arg \inf_{\theta \in \Theta} v_0(w_{\theta})$.
3. The estimated model parameter $\hat{\theta}^{IEO}$ in IEO is solved approximately in the sense that $\hat{v}_0(w_{\hat{\theta}^{IEO}}) \leq \hat{v}_0(w_{\theta^*}) + o_P(1)$. Note that the exact solution θ^{IEO} naturally satisfies this condition.

In each of Assumptions 1, 2 and 3, the first part is a uniform law of large numbers that are satisfied via Glivenko-Cantelli conditions for the corresponding function class. The second part stipulates the uniqueness of the associated “population-level” solution, namely w^* , θ^{KL} and θ^* respectively. The third part of these assumptions allows the data-driven optimization procedure to incur computation error, giving rise to \hat{w}^{EO} , $\hat{\theta}^{ETO}$ or $\hat{\theta}^{IEO}$ that can differ from the optimal solution w^* , θ^{KL} or θ^* up to $o_P(1)$ error.

By the standard result of consistency in statistics (e.g., Theorem 5.7 in Van der Vaart (2000)), we have:

PROPOSITION 2 (Consistency of EO). Suppose Assumption 1 holds. We have $\hat{w}^{EO} \xrightarrow{P} w^*$.

PROPOSITION 3 (Consistency of ETO). Suppose Assumption 2 holds. We have $\hat{\theta}^{ETO} \xrightarrow{P} \theta^{KL}$.

PROPOSITION 4 (Consistency of IEO). Suppose Assumption 3 holds. We have $\hat{\theta}^{IEO} \xrightarrow{P} \theta^*$.

In fact, the consistency of EO, ETO, and IEO is the only fact we will leverage in the following sections.

In model-based optimization, depending on the choice of $\{P_{\theta} : \theta \in \Theta\}$, P may or may not be in the parametric family $\{P_{\theta} : \theta \in \Theta\}$. Therefore we study two situations separately: correctly specified case and misspecified case.

4.3. Optimization under Correctly Specified Model Family

Suppose the parametric family $\{P_{\theta} : \theta \in \Theta\}$ is correctly specified in the sense that it covers the ground-truth distribution P (but the true value of θ is unknown). In other words, we assume the following:

ASSUMPTION 4 (Unique true model parameter). *There exists a unique $\theta_0 \in \Theta$ such that $P = P_{\theta_0}$ among the class $\{P_\theta : \theta \in \Theta\}$. Moreover, suppose P_θ has density or mass function p_θ .*

In this case, the optimal decision w^* can be expressed as

$$w^* = \arg \inf_{w \in \Omega} \{v(w, \theta^*) := \mathbb{E}_P[c(w, z)]\} = w_{\theta^*}.$$

Moreover, it is easy to see that $\theta^{KL} = \theta^* = \theta_0$ and $w^* = w_{\theta^{KL}} = w_{\theta^*} = w_{\theta_0}$ under Assumptions 1, 2, 3, 4. With all these assumptions, our first observation is that the regrets of all methods vanish under large sample:

THEOREM 1 (Vanishing regrets). *Suppose Assumptions 1, 2, 3, 4 hold. Moreover, assume that $v_0(w)$ is a continuous function of w and w_θ is a continuous function of θ . Then we have $R(\hat{w}^{EO}) \xrightarrow{P} 0$, $R(\hat{w}^{IEO}) \xrightarrow{P} 0$, $R(\hat{w}^{ETO}) \xrightarrow{P} 0$.*

Theorem 1 shows that in the correctly specified case, the zero-order asymptotic regrets of all three approaches are 0, which cannot be used to distinguish them. Therefore, we now compare the regrets of all the methods in terms of their first-order convergence behavior. In the following, we first introduce some basic assumptions and standard optimality conditions in optimization.

ASSUMPTION 5 (Smoothness and gradient-expectation interchangeability). *Suppose that:*

1. $v(w, \theta)$ is third differentiable with respect to both w and θ near w^* and θ^* .
2. Any involved operations of integration (expectation) and differentiation can be interchanged. Specifically, for any $\theta \in \Theta$,

$$\begin{aligned} \nabla_\theta \int T(z) p_\theta(z) dz &= \int T(z) \nabla_\theta p_\theta(z) dz, \\ \int T(z) p_\theta(z) dz &= \nabla_w \int c(w^*, z) p_\theta(z) dz \end{aligned}$$

where $T(z) = \nabla_w c(w^*, z)$.

ASSUMPTION 6 (Optimality conditions). *We assume the followings:*

1. The first-order optimality conditions hold for the oracle problems (2) (for all $\theta \in \Theta$). More precisely, for each θ , w_θ uniquely solves $\nabla_w v(w, \theta)|_{w=w_\theta} = 0$. In particular, for the target problem (1), the optimal decision w^* satisfies that $\nabla_w v_0(w)|_{w=w^*} = 0$.
2. The second-order optimality conditions hold for the target problem (1), i.e., $\nabla_{ww} v_0(w)|_{w=w^*}$ is positive definite.
3. The parameter $\theta^* = \theta_0$ for minimizing $v_0(w_\theta)$ (viewing as a function of θ with the distribution P fixed) satisfies the first-order and second-order optimality conditions. More precisely, $\nabla_\theta v_0(w_{\theta^*}) = 0$ and the second-order derivative $\nabla_{\theta\theta} v_0(w_{\theta^*})$ is positive definite.

The interchangeability condition in Assumption 5 is used in the Cramer-Rao bound (Bickel and Doksum 2015). The first-order and second-order optimality conditions in Assumption 6 are standard in nonlinear optimization (Ban and Rudin 2019, Bazaraa et al. 2013).

In addition, we provide the following remarks on Assumption 6. Throughout this paper, we let $\nabla_{\theta\theta}v_0(w_\theta)$ denote the second-order derivative of the map $\theta \mapsto v_0(w_\theta)$. Note that in this notation, $\nabla_{\theta\theta}v_0(w_\theta)$ is different from $\nabla_{\theta\theta}v(w_\theta, \theta)$ as the P_{θ_0} appearing in the expectation is not a variable. We will never use the latter notation $\nabla_{\theta\theta}v(w_\theta, \theta)$ in this paper so $\nabla_{\theta\theta}v_0(w_{\theta^*}) := \nabla_{\theta\theta}v_0(w_\theta)|_{\theta=\theta_0}$ should always be understood in the former notation.

Point 1) in Assumption 6 implies that w_θ is continuously differentiable of θ with gradient $\nabla_\theta w_\theta$ by the implicit function theorem.

$$\nabla_\theta w_\theta = -\nabla_{ww}v(w, \theta)^{-1} \nabla_{w\theta}v(w, \theta) \quad (3)$$

where $\nabla_{ww}v(w, \theta)$ denotes the Hessian w.r.t. w and $\nabla_{w\theta}v(w, \theta)$ the matrix containing the second-order cross-derivatives w.r.t. w and θ (and similarly vice-versa).

Point 2) and 3) in Assumption 6 require that both $\nabla_{\theta\theta}v_0(w_{\theta^*})^{-1}$ and $\nabla_{ww}v_0(w^*)^{-1}$ exist, which is not always trivial. To clarify, note that

$$\nabla_{\theta\theta}v_0(w_{\theta^*}) = \nabla_\theta(\nabla_w v_0(w^*) \nabla_\theta w_{\theta^*}) = \nabla_\theta w_{\theta^*}^\top \nabla_{ww}v_0(w^*) \nabla_\theta w_{\theta^*}$$

where we have used the fact that $\nabla_w v_0(w^*) = 0$ by Assumption 6. Hence,

$$\text{rank}(\nabla_{\theta\theta}v_0(w_{\theta^*})) \leq \text{rank}(\nabla_{ww}v_0(w^*))$$

To guarantee that both $\nabla_{\theta\theta}v_0(w_{\theta^*})^{-1}$ and $\nabla_{ww}v_0(w^*)^{-1}$ exists, we implicitly assume that

$$q = \dim(\theta) = \text{rank}(\nabla_{\theta\theta}v_0(w_{\theta^*})) \leq \text{rank}(\nabla_{ww}v_0(w^*)) = \dim(w) = p.$$

So when $q > p$, $\nabla_{\theta\theta}v_0(w_{\theta^*})$ must be singular. This is also consistent with our intuition: If the parametric model of θ is “over-parameterized”, then the optimal $w^* = w_{\theta^*}$ may correspond to a set of multiple θ and thus making θ^* non-identifiable.

Next, we introduce regularity conditions to establish that the asymptotic normality for EO, IEO, and ETO, which has been well established in asymptotic statistics (Van der Vaart 2000).

ASSUMPTION 7 (Regularity conditions for EO). *Suppose that $c(w, z)$ is a measurable function of z such that $w \mapsto c(w, z)$ is differentiable at w^* for almost every z with derivative $\nabla_w c(w^*, z)$ and such that for any w_1 and w_2 in a neighborhood of w^* , there exists a measurable function K with $\mathbb{E}_P[K(z)] < \infty$ such that $|c(w_1, z) - c(w_2, z)| \leq K(z)\|w_1 - w_2\|$. Moreover, \hat{w}^{EO} is solved approximately in the sense that*

$$\hat{v}_0(\hat{w}^{EO}) \leq \inf_{w \in \Omega} \hat{v}_0(w) + o_P(n^{-1}).$$

ASSUMPTION 8 (Regularity conditions for ETO). Suppose that $\log p_\theta(z)$ is a measurable function of z such that $\theta \mapsto \log p_\theta(z)$ is differentiable at θ_0 for almost every z with derivative $\nabla_\theta \log p_{\theta_0}(z)$ and such that for any θ_1 and θ_2 in a neighborhood of θ_0 , there exists a measurable function K with $\mathbb{E}_P[K(z)] < \infty$ such that $|\log p_{\theta_1}(z) - \log p_{\theta_2}(z)| \leq K(z)\|\theta_1 - \theta_2\|$. Furthermore, the map $\theta \mapsto \mathbb{E}_P[\log p_\theta(z)]$ admits a second-order Taylor expansion at the point of minimum θ_0 with nonsingular symmetric second derivative $-I_{\theta_0}$ where I_{θ_0} is the Fisher information. Moreover, $\hat{\theta}^{ETO}$ is obtained approximately in the sense that

$$\frac{1}{n} \sum_{i=1}^n \log p_{\hat{\theta}^{ETO}}(z_i) \geq \sup_{\theta \in \Theta} \frac{1}{n} \sum_{i=1}^n \log p_\theta(z_i) - o_P(n^{-1}).$$

ASSUMPTION 9 (Regularity conditions for IEO). Suppose that $c(w_\theta, z)$ is a measurable function of z such that $\theta \mapsto c(w_\theta, z)$ is differentiable at θ^* for almost every z with derivative $\nabla_\theta c(w_{\theta^*}, z)$ and such that for any θ_1 and θ_2 in a neighborhood of θ^* , there exists a measurable function K with $\mathbb{E}_P[K(z)] < \infty$ such that $|c(w_{\theta_1}, z) - c(w_{\theta_2}, z)| \leq K(z)\|\theta_1 - \theta_2\|$. Moreover, $\hat{\theta}^{IEO}$ is solved approximately in the sense that

$$\hat{v}_0(w_{\hat{\theta}^{IEO}}) \leq \inf_{\theta \in \Theta} \hat{v}_0(w_\theta) + o_P(n^{-1}).$$

The asymptotic normality is a well-established phenomenon in asymptotic statistics describing the parameter behavior in the asymptotic regime (Van der Vaart 2000), which is stipulated by the Lipschitz condition and an $o_P(n^{-1})$ computation error in Assumptions 7, 8, 9. Note that we do not require the exact solutions but allow the approximate solutions to have an error up to $o_P(n^{-1})$ (Assumptions 7, 8, 9). For instance, this assumption could be satisfied by using careful variance reduction and sampling techniques or using purely stochastic gradient descent; See Johnson and Zhang (2013), Defazio et al. (2014), Duchi and Ruan (2021) and references therein.

We are now ready to state our main performance comparison result in this section:

THEOREM 2 (Stochastic ordering among EO, ETO and IEO). Suppose Assumptions 1, 2, 3, 4, 5, 6, 7, 8, 9 hold. Then we have $2nR(\hat{w}) \xrightarrow{d} \mathbb{G}$ for some limiting distribution $\mathbb{G} = \mathbb{G}^{ETO}, \mathbb{G}^{EO}, \mathbb{G}^{IEO}$ when $\hat{w} = \hat{w}^{ETO}, \hat{w}^{EO}, \hat{w}^{IEO}$ respectively. Moreover, $\mathbb{G}^{ETO} \preceq_{st} \mathbb{G}^{IEO} \preceq_{st} \mathbb{G}^{EO}$. Additionally, if $\nabla_\theta w_{\theta^*}$ is invertible, then $\mathbb{G}^{IEO} =_{st} \mathbb{G}^{EO}$.

Theorem 2 stipulates that, in terms of the first-order behavior of regrets, ETO is preferable to IEO which is in turn preferable to EO, as long as the model is correctly specified. This preference is attained using the strong notion of first-order stochastic dominance, namely $P(\mathbb{G}^{ETO} \leq x) \geq P(\mathbb{G}^{IEO} \leq x) \geq P(\mathbb{G}^{EO} \leq x)$ for all $x > 0$. By Proposition 1, this means the comparison holds not only for the mean of the regret, but also for any increasing function $\phi: [0, \infty) \rightarrow \mathbb{R}$: $\mathbb{E}[\phi(\mathbb{G}^{ETO})] \leq$

$\mathbb{E}[\phi(\mathbb{G}^{IEO})] \leq \mathbb{E}[\phi(\mathbb{G}^{EO})]$. Finally, although Theorem 2 applies for large n , we observe similar trends in the finite-sample regime in our experiments (Section 7).

In the remainder of this section, we provide some intuition and how we obtain Theorem 2. First, via an application of M-estimation theory (e.g., Theorem 5.23 in Van der Vaart (2000)), we have the asymptotic normality for EO, IEO, and ETO as follows.

PROPOSITION 5 (Asymptotic normality for EO). *Suppose that Assumptions 1, 4, 7 hold. Then $\sqrt{n}(\hat{w}^{EO} - w^*)$ is asymptotically normal with mean zero and covariance matrix*

$$\nabla_{ww}v_0(w^*)^{-1}\text{Var}_P(\nabla_w c(w^*, z))\nabla_{ww}v_0(w^*)^{-1}$$

where $\text{Var}_P(\nabla_w c(w^*, z))$ is the covariance matrix of the cost gradient $\nabla_w c(w^*, z)$ under P .

PROPOSITION 6 (Asymptotic normality for ETO). *Suppose that Assumptions 2, 4, 8 hold. Then $\sqrt{n}(\hat{\theta}^{ETO} - \theta_0)$ is asymptotically normal with mean zero and covariance matrix $I_{\theta^*}^{-1}$ where*

$$I_{\theta^*} = \text{Var}_P(\nabla_{\theta} \log p_{\theta_0}(z)) = \mathbb{E}_P[(\nabla_{\theta} \log p_{\theta_0}(z))^{\top} \nabla_{\theta} \log p_{\theta_0}(z)].$$

In other words, $I_{\theta^*}^{-1}$ is the asymptotic estimation variance of θ using the data z_1, \dots, z_n via MLE, equal to the inverse Fisher information matrix for one data point.

PROPOSITION 7 (Asymptotic normality for IEO). *Suppose that Assumptions 3, 4, 9 hold. Then $\sqrt{n}(\hat{\theta}^{IEO} - \theta_0)$ is asymptotically normal with mean zero and covariance matrix*

$$\nabla_{\theta\theta}v_0(w_{\theta^*})^{-1}\text{Var}_P(\nabla_{\theta} c(w_{\theta^*}, z))\nabla_{\theta\theta}v_0(w_{\theta^*})^{-1}$$

where $\text{Var}_P(\nabla_{\theta} c(w_{\theta^*}, z))$ is the covariance matrix of the cost gradient $\nabla_{\theta} c(w_{\theta^*}, z)$ under P .

Using the asymptotic normality in Proposition 5, and the first-order optimality condition in Assumption 6, the limiting distribution of the regrets \mathbb{G} all behave roughly like a quadratic form of the estimated solution or parameter: $\mathbb{G} = \mathcal{N}^{\top} \mathcal{H} \mathcal{N}$, which involves the Hessian information of the objective function \mathcal{H} and a Gaussian variable \mathcal{N} . For instance, we can show that $\mathbb{G}^{ETO} = \mathcal{N}_1^{ETO\top} \nabla_{\theta\theta}v_0(w_{\theta^*}) \mathcal{N}_1^{ETO}$ with $\mathcal{N}_1^{ETO} \sim N(0, I_{\theta_0}^{-1})$ and $\mathbb{G}^{IEO} = \mathcal{N}_1^{IEO\top} \nabla_{\theta\theta}v_0(w_{\theta^*}) \mathcal{N}_1^{IEO}$ with $\mathcal{N}_1^{IEO} \sim N(0, \text{Cov}(\mathcal{N}_1^{IEO}))$. Note that the difference between \mathbb{G}^{ETO} and \mathbb{G}^{IEO} only lies in the two Gaussian distributions \mathcal{N}_1^{ETO} and \mathcal{N}_1^{IEO} . We establish the following lemma to assist our development.

LEMMA 1. *Let Q_1 , Q_2 , and P be any positive semi-definite matrices. Suppose two random variables X_1 and X_2 satisfy that $X_i \stackrel{d}{=} Y_i^{\top} P Y_i$ where Y_i is a multivariate Gaussian distribution $Y_i \sim N(0, Q_i)$ ($i = 1, 2$). If $Q_1 \leq Q_2$, then $X_1 \preceq_{st} X_2$.*

Based on Lemma 1, comparing \mathbb{G} can be translated to comparing the covariance matrix in \mathcal{N} . To compare \mathbb{G}^{ETO} and \mathbb{G}^{IEO} , we only need to compare $I_{\theta_0}^{-1}$ in \mathcal{N}_1^{ETO} versus $Cov(\mathcal{N}_1^{IEO})$ in \mathcal{N}_1^{IEO} . The multivariate Cramer-Rao bound (Bickel and Doksum 2015) concludes that MLE provides the asymptotically best estimator in terms of the covariance, i.e., $I_{\theta_0}^{-1}$, which hints at the superiority of ETO over IEO.

On the other hand, to see IEO is better than EO, we can show that $\mathbb{G}^{EO} = \mathcal{N}^{EO\top} \nabla_{ww} v_0(w^*) \mathcal{N}^{EO}$ with $\mathcal{N}^{EO} \sim N(0, Cov(\mathcal{N}^{EO}))$ and $\mathbb{G}^{IEO} = \mathcal{N}_2^{IEO\top} \nabla_{ww} v_0(w^*) \mathcal{N}_2^{IEO}$ with $\mathcal{N}_2^{IEO} \sim N(0, Cov(\mathcal{N}_2^{IEO}))$ (Note that \mathcal{N}_2^{IEO} is different from \mathcal{N}_1^{IEO}). Again by leveraging Lemma 1, we only need to compare the covariance matrices in \mathcal{N}^{EO} and \mathcal{N}_2^{IEO} . Intuitively, since IEO leverages the useful information that the model is correctly specified, the covariance matrix in \mathcal{N}^{IEO} is like the “projection” of the one in \mathcal{N}^{EO} to the correct subspace of w induced by the parameter θ , and thus reduce (and improve) the covariance. The rigorous statement of this phenomenon requires Lemma 2 below.

LEMMA 2. *Let $Q_1 \in \mathcal{R}^{p \times p}$ be any invertible matrix and $Q_2 \in \mathcal{R}^{p \times p}$ be any positive semi-definite matrix. Let $P \in \mathcal{R}^{p \times q}$ be any matrix (not necessarily a square matrix) such that $P^\top Q_1 P$ is a positive definite matrix. Then we have that for any $\lambda \geq 0$,*

$$P(P^\top Q_1 P + \lambda I_q)^{-1} P^\top Q_2 P (P^\top Q_1 P + \lambda I_q)^{-1} P^\top \leq Q_1^{-1} Q_2 Q_1^{-1}.$$

Obviously, if $\nabla_{\theta} w_{\theta^*}$ is invertible (i.e., w and θ have one-to-one relation in a small open neighborhood of θ_0), then the “projection” is the identity operator, and it is expected that EO and IEO behave the same. The full proof comparing EO, ETO and IEO requires elaborate matrix manipulations and establishing the connections and differences among multiple matrices, which are provided in Section 9.

4.4. Optimization under Misspecified Model Family

Suppose now the parametric family $\{P_\theta : \theta \in \Theta\}$ is misspecified in the sense that it does not cover the ground-truth distribution P , i.e., Assumption 4 may not hold. We then have the following:

THEOREM 3 (Comparisons under model misspecification). *Suppose Assumptions 1, 2, 3 hold. Moreover, assume that $v_0(w)$ is continuous in w and w_θ is continuous in θ . Then we have $R(\hat{w}^{EO}) \xrightarrow{P} 0$, $R(\hat{w}^{ETO}) \xrightarrow{P} v_0(w_{\theta_{KL}}) - v_0(w^*) := \kappa^{ETO}$, and $R(\hat{w}^{IEO}) \xrightarrow{P} v_0(w_{\theta^*}) - v_0(w^*) := \kappa^{IEO}$. Moreover, $\kappa^{ETO} \geq \kappa^{IEO} \geq 0$.*

Theorem 3 concludes that the relation of the three approaches completely reverses in the case of the misspecified model, compared to Theorem 2. For instance, although \hat{w}^{ETO} exhibits the least regret when the model is correctly specified, it becomes the worst in the misspecified situation. The reason is that in the latter case, the considered approaches may not have zero regret asymptotically, i.e., the regrets for IEO and ETO may not vanish as the sample size n grows, and significant differences already arise in their zeroth-order behaviors.

5. Generalizations to Constrained Stochastic Optimization

In this section, we generalize our results to the constrained stochastic optimization problem. Consider the following problem

$$\begin{aligned} w^* \in & \arg \inf_{w \in \Omega} \mathbb{E}_P[c(w, z)] \\ \text{subject to } & g_j(w) \leq 0 \text{ for } j \in J_1, \\ & g_j(w) = 0 \text{ for } j \in J_2 \end{aligned} \quad (4)$$

where we have $|J_1|$ inequality constraints, and $|J_2|$ equality constraints, with known constraint functions denoted by $g_j(w)$. We let $J = J_1 \cup J_2$ be the index set of all constraints. Let $\tilde{\Omega}$ denote the resulting feasible region of Problem (4), i.e., $\tilde{\Omega} := \{w \in \Omega : g_j(w) \leq 0 \text{ for } j \in J_1, g_j(w) = 0 \text{ for } j \in J_2\}$. Similar to unconstrained stochastic optimization in (2), the parametrized problem with constraints is

$$\begin{aligned} w_\theta \in & \arg \inf_{w \in \Omega} \{v(w, \theta) := \mathbb{E}_{P_\theta}[c(w, z)]\} \\ \text{subject to } & g_j(w) \leq 0 \text{ for } j \in J_1, \\ & g_j(w) = 0 \text{ for } j \in J_2. \end{aligned} \quad (5)$$

The three approaches considered in Section 4.1 can be similarly applied in this setting, which is presented in detail in Section 5.1.

Depending on the choice of $\{P_\theta : \theta \in \Theta\}$, P may or may not be in the parametric family $\{P_\theta : \theta \in \Theta\}$. Therefore we will study two situations separately: correctly specified case and misspecified case.

5.1. Algorithms for Constrained Stochastic Optimization

The three approaches considered in Section 4 can be similarly applied for constrained stochastic optimization. To be specific:

Empirical optimization (EO) or sample average approximation: We do not utilize parametric information and instead use empirical optimization or sample average approximation. That is, we solve

$$\begin{aligned} w^{EO} \in & \arg \inf_{w \in \Omega} \left\{ \hat{v}_0(w) := \frac{1}{n} \sum_{i=1}^n c(w, z_i) \right\} \\ \text{subject to } & g_j(w) \leq 0 \text{ for } j \in J_1, \\ & g_j(w) = 0 \text{ for } j \in J_2 \end{aligned} \quad (6)$$

In practice, the exact solutions may not be obtainable, and we call the approximate solution \hat{w}^{EO} . To address the constraints in this problem, we consider its Lagrangian function:

$$\mathcal{L}(w, \alpha) := \frac{1}{n} \sum_{i=1}^n c(w, z_i) + \sum_{j \in J} \alpha_j g_j(w) \quad (7)$$

where $\alpha = (\alpha_j)_{j \in J}$ are the Lagrangian multipliers. Let $\hat{\alpha}^{EO} = (\hat{\alpha}_j^{EO})_{j \in J}$ denote the Lagrangian multipliers corresponding to the solution \hat{w}^{EO} .

Integrated estimation and optimization (IEO): We consider the class of solution w_θ obtained by solving the oracle optimization problem (5) for every θ . To address the constraints in (5), we consider its Lagrangian function:

$$\mathcal{L}'(w, \alpha|\theta) := v(w, \theta) + \sum_{j \in J} \alpha_j g_j(w) \quad (8)$$

for all θ where $\alpha = (\alpha_j)_{j \in J}$ are the Lagrangian multipliers. Let $\alpha(\theta) = (\alpha_j(\theta))_{j \in J}$ denote the Lagrangian multipliers corresponding to the solution w_θ under the parameter θ . Then θ is chosen by solving the empirical optimization

$$\theta^{IEO} \in \arg \inf_{\theta \in \Theta} \hat{v}_0(w_\theta).$$

In practice, the exact solutions may not be obtainable, and we call the approximate solution $\hat{\theta}^{IEO}$. Once $\hat{\theta}^{IEO}$ is obtained, we use $w_{\hat{\theta}^{IEO}}$ as the solution:

$$\hat{w}^{IEO} := w_{\hat{\theta}^{IEO}}.$$

Let $\hat{\alpha}^{IEO} = (\alpha_j(\hat{\theta}^{IEO}))_{j \in J}$ denote the Lagrangian multipliers corresponding to the solution \hat{w}^{IEO} under the (random) parameter $\hat{\theta}^{IEO}$ in (8).

Estimate then optimize (ETO): We use the data to obtain an estimate $\hat{\theta}^{ETO}$, via maximum likelihood estimation.

$$\theta^{ETO} \in \arg \sup_{\theta \in \Theta} \frac{1}{n} \sum_{i=1}^n \log p_\theta(z_i).$$

where p_θ is the density or mass function of P_θ . In practice, the exact solutions may not be obtainable, and we call the approximate solution $\hat{\theta}^{ETO}$. Then plug into the objective and obtain by (5)

$$w_{\hat{\theta}^{ETO}} = \arg \inf_{w \in \tilde{\Omega}} v(w, \hat{\theta}^{ETO})$$

Call this obtained solution \hat{w}^{ETO} and let $\hat{\alpha}^{ETO} = (\alpha_j(\hat{\theta}^{ETO}))_{j \in J}$ denote the Lagrangian multipliers corresponding to the solution $\hat{w}^{ETO} = w_{\hat{\theta}^{ETO}}$ under the (random) parameter $\hat{\theta}^{ETO}$ in (8).

5.2. Optimization under Correctly Specified Model Family

Suppose the parametric family $\{P_\theta : \theta \in \Theta\}$ is correctly specified in the sense that it covers the ground-truth distribution P (but the true value of θ is unknown). In other words, we assume Assumption 4 holds in this section. In this case, the optimal decision w^* can be expressed as

$$w^* = \arg \inf_{w \in \tilde{\Omega}} \{v(w, \theta^*) := \mathbb{E}_P[c(w, z)]\} = w_{\theta^*}$$

Moreover, we let α^* denote the Lagrangian multipliers corresponding to the solution w^* , that is

$$\alpha^* = \alpha(\theta^*)$$

where $\alpha(\theta)$ is given in (8).

Our first observation is the consistency of the regret, which shows that the result in Theorem 1 also holds in the constrained stochastic optimization.

THEOREM 4 (Vanishing regrets under constraints). *Suppose Assumptions 1 (with Ω replaced by $\tilde{\Omega}$), 2, 3, 4 hold. Moreover, assume that $v_0(w)$ is a continuous function of w and w_θ is a continuous function of θ . Then we have $R(\hat{w}^{EO}) \xrightarrow{P} 0$, $R(\hat{w}^{IEO}) \xrightarrow{P} 0$, $R(\hat{w}^{ETO}) \xrightarrow{P} 0$.*

Like the unconstrained stochastic optimization, to meaningfully compare regrets, we seek to characterize the first-order convergence behaviors. We adapt Assumptions 6 in the unconstrained case to Assumption 10, which is common for constrained problems (Kallus and Mao 2022, Duchi and Ruan 2021, Wright 1993, Bazaraa et al. 2013).

ASSUMPTION 10 (Optimality conditions in the constrained case). *We assume the followings:*

1. $g_j(w)$ ($\forall j \in J$) is twice differentiable with respect to w near w^* . $\alpha_j(\theta)$ ($\forall j \in J$) is twice differentiable with respect to θ near θ^* .
2. The Karush–Kuhn–Tucker (KKT) conditions hold for the oracle problems (5) (for all $\theta \in \Theta$) and (6). More specifically, for each θ , w_θ is a function of θ that uniquely solves

$$\nabla_w v(w, \theta) + \sum_{j \in J} \alpha_j(\theta) \nabla_w g_j(w)|_{w=w_\theta} = 0.$$

In particular, for the target problem (4), the optimal decision w^* along with its Lagrangian multiplier α^* satisfies that

$$\nabla_w v_0(w) + \sum_{j \in J} \alpha_j^* \nabla_w g_j(w)|_{w=w^*} = 0.$$

In addition, we have the complimentary slackness:

$$\hat{\alpha}^{EO} g_j(\hat{w}^{EO}) = 0, \quad \forall j \in J$$

$$\alpha_j(\theta)g_j(w_\theta) = 0, \quad \forall j \in J, \quad \forall \theta \in \Theta$$

Note that the latter equation implies that

$$\hat{\alpha}^{ETO} g_j(\hat{w}^{ETO}) = 0, \quad \forall j \in J$$

$$\hat{\alpha}^{IEO} g_j(\hat{w}^{IEO}) = 0, \quad \forall j \in J$$

3. The second-order optimality conditions hold for the target problem (4). More specifically, we let B be the set of active constraints, i.e., $B = \{j \in J_1 \cup J_2 : g_j(w^*) = 0\}$ and define the critical tangent set at w^* by

$$\mathcal{T}(w^*) := \{\beta \in \Omega : \nabla_w g_j(w^*)^\top \beta = 0 \text{ for all } j \in B\}. \quad (9)$$

We assume that there exists $\mu > 0$ such that for any $\beta \in \mathcal{T}(w^*)$,

$$\beta^\top \left(\nabla_{ww} v_0(w^*) + \sum_{j \in J} \alpha_j^* \nabla_{ww} g_j(w^*) \right) \beta \geq \mu \|\beta\|^2.$$

4. The Linear Independence Constraint Qualification (LICQ) hold for the target problem (4). More specifically, we assume that $-v_0(w^*)$ is the relative interior point of the set

$$\{\beta \in \Omega : \langle \beta, w' - w^* \rangle \leq 0 \text{ for all } w' \in \tilde{\Omega}\}.$$

and the set $\{\nabla_w g_j(w^*) : j \in B\}$ is linearly independent.

5. $\nabla_{ww} v_0(w^*) + \sum_{j \in J} \alpha_j^* \nabla_{ww} g_j(w^*) = \nabla_{ww} v_0(w^*) + \sum_{j \in B} \alpha_j^* \nabla_{ww} g_j(w^*)$ is invertible, not necessarily positive definite. (This assumption is to guarantee the existence of the function w_θ of θ near θ^* .)

6. The parameter $\theta^* = \theta_0$ for minimizing $v_0(w_\theta)$ (viewing as a function of θ with the distribution P fixed) satisfies the first-order and second-order optimality conditions. More precisely, $\nabla_\theta v_0(w_{\theta^*}) = 0$ and the second-order derivative $\nabla_{\theta\theta} v_0(w_{\theta^*})$ is positive definite.

We adapt Assumption 7 in the unconstrained case to the following assumption (Duchi and Ruan 2021, Shapiro 1989).

ASSUMPTION 11 (Regularity conditions for EO with constraints). Suppose that $c(w, z)$ is a measurable function of z such that $w \mapsto c(w, z)$ is convex and continuously differentiable for almost every z with derivative $\nabla_w c(w, z)$. Suppose that there exists $C_1 \in (0, \infty)$ such that for all $w \in \tilde{\Omega}$,

$$\|\nabla_w v_0(w) - \nabla_w v_0(w^*)\| \leq C_1 \|w - w^*\|,$$

and there exist $C_2, \varepsilon \in (0, \infty)$ such that for all $w \in \tilde{\Omega} \cap \{w : \|w - w^*\| \leq \varepsilon\}$,

$$\|\nabla_w v_0(w) - \nabla_w v_0(w^*) - \nabla_{ww} v_0(w^*)(w - w^*)\| \leq C_2 \|w - w^*\|^2.$$

and there exist $C_3 \in (0, \infty)$ such that for all $w \in \tilde{\Omega}$,

$$\mathbb{E}_P[\|\nabla_w c(w, z) - \nabla_w c(w^*, z)\|^2] \leq C_3 \|w - w^*\|^2.$$

Moreover, the EO solution \hat{w}^{EO} is solved approximately in the sense that

$$\hat{v}_0(\hat{w}^{EO}) \leq \inf_{w \in \tilde{\Omega}} \hat{v}_0(w) + o_P(n^{-1}).$$

Furthermore, suppose that $\hat{\alpha}^{EO} \xrightarrow{P} \alpha^*$.

With Assumption 11, we have the following asymptotic normality for EO, which is more delicate because of the constraints.

PROPOSITION 8 (Asymptotic normality for EO under constraints). *Suppose that Assumptions 1 (with Ω replaced by $\tilde{\Omega}$), 4, 10, 11 hold. Then, by the known result about M-estimation with constraints (e.g., Corollary 1 in Duchi and Ruan (2021), Theorem 3.3 in Shapiro (1989)), we have that $\sqrt{n}(\hat{w}^{EO} - w^*)$ is asymptotically normal with mean zero and covariance matrix*

$$\Phi \nabla_{ww} \bar{v}_0(w^*)^{-1} \Phi \text{Var}_P(\nabla_w c(w^*, z)) \Phi \nabla_{ww} \bar{v}_0(w^*)^{-1} \Phi.$$

Here,

$$\nabla_{ww} \bar{v}_0(w^*) = \nabla_{ww} v_0(w^*) + \sum_{j \in J} \alpha_j^* \nabla_{ww} g_j(w^*) = \nabla_{ww} v_0(w^*) + \sum_{j \in B} \alpha_j^* \nabla_{ww} g_j(w^*),$$

$$\Phi = I - A^T (A A^T)^{-1} A$$

where B is the set of active constraints, i.e., $B = \{j \in J_1 \cup J_2 : g_j(w^*) = 0\}$, $A = (\nabla_w g_j(w^*))_{j \in B}$, i.e., A is the matrix whose rows consist of $\nabla_w g_j(w^*)$ only for the active constraints ($|B|$ rows in total), and Φ is the orthogonal projection onto the tangent set $\mathcal{T}(w^*)$ (9).

Now we are ready to present a similar result as in Theorem 2 for the constrained stochastic optimization:

THEOREM 5 (Stochastic ordering under constraints). *Suppose Assumptions 1 (with Ω replaced by $\tilde{\Omega}$), 2, 3, 4, 5, 8, 9, 10, 11 hold. Then we have $2nR(\hat{w}) \xrightarrow{d} \mathbb{G}$ for some limiting distribution $\mathbb{G} = \mathbb{G}^{ETO}, \mathbb{G}^{EO}, \mathbb{G}^{IEO}$ when $\hat{w} = \hat{w}^{ETO}, \hat{w}^{EO}, \hat{w}^{IEO}$ respectively. Moreover, $\mathbb{G}^{ETO} \preceq_{st} \mathbb{G}^{IEO} \preceq_{st} \mathbb{G}^{EO}$ where \preceq_{st} denotes first-order stochastic dominance relation. In addition, if $\nabla_{\theta} w_{\theta^*}$ is invertible, then $\mathbb{G}^{IEO} =_{st} \mathbb{G}^{EO}$.*

Theorem 5 shows the same conclusion as Theorem 2 for constrained optimization. Despite the similarity of conclusion, the proof of Theorem 5 is substantially more complicated than Theorem 2, with the following additional technical difficulties:

1. EO exhibits different asymptotic normality in the constrained stochastic optimization (Proposition 8) than in the unconstrained stochastic optimization (Proposition 5). In particular, the emergence of the orthogonal projection matrix Φ reduces the covariance matrix in the asymptotic normality compared with the unconstrained case, which makes the comparison of EO and IEO even more complicated.

2. The conditions in Assumption 10, including the Karush–Kuhn–Tucker (KKT) conditions, the second-order optimality conditions, and the linear independence constraint qualification, are all new ingredients in the constrained stochastic optimization. For instance, the second-order optimality conditions do not guarantee that the Hessian matrix $\nabla_{ww}\bar{v}_0(w^*)$ is positive definite and subsequently hinders the derivation of stochastic dominance relations (See Lemma 1). The Karush–Kuhn–Tucker (KKT) conditions require us to additionally handle the Lagrangian multiplier α_j and the constraint functions g_j in the Lagrangian function.

To resolve the above difficulties, we conduct careful studies on calculating multiple derivatives and establishing the connection of multiple derivative matrices in our proof. We also leverage Lemma 1 and Lemma 2 that we established before but in a modified way. These studies are novel compared with the unconstrained proof.

5.3. Optimization under Misspecified Model Family

Suppose now the parametric family $\{P_\theta : \theta \in \Theta\}$ is misspecified in the sense that it does not cover the ground-truth distribution P , i.e., Assumption 4 may not hold. We then have the following:

THEOREM 6. *Suppose Assumptions 1 (with Ω replaced by $\tilde{\Omega}$), 2, 3 hold. Moreover, assume that $v_0(w)$ is continuous in w and w_θ is continuous in θ . Then we have $R(\hat{w}^{EO}) \xrightarrow{P} 0$, $R(\hat{w}^{ETO}) \xrightarrow{P} v_0(w_{\theta_{KL}}) - v_0(w^*) := \kappa^{ETO}$, and $R(\hat{w}^{IEO}) \xrightarrow{P} v_0(w_{\theta^*}) - v_0(w^*) := \kappa^{IEO}$. Moreover, $\kappa^{ETO} \geq \kappa^{IEO} \geq 0$.*

Theorem 6 shows that the result in Theorem 3 also holds in the constrained stochastic optimization.

6. Generalizations to Contextual Stochastic Optimization

In this section, we generalize our previous discussions to contextual stochastic optimization problems and show that similar findings hold in these problems. We focus on the setting where the class of the conditional distributions is also parameterized by a vector θ , as a natural extension of the stochastic optimization problems we consider in previous sections, which is different from the nonparametric approaches considered in previous work (Kallus and Mao 2022, Grigas et al. 2021).

Consider a standard contextual stochastic optimization problem in the form (either with constraints or without constraints)

$$\begin{aligned} w^*(x) \in & \arg \inf_{w(x) \in \Omega} \{v_0(w(x)|x) := \mathbb{E}_{P(z|x)}[c(w(x), z)|x]\} \\ & \text{subject to } g_j(w(x)) \leq 0 \text{ for } j \in J_1, \\ & g_j(w(x)) = 0 \text{ for } j \in J_2 \end{aligned} \quad (10)$$

where 1) $w(x) \in \Omega \subset \mathbb{R}^p$ is the decision and Ω is an open set in \mathbb{R}^p ; 2) $x \in \mathcal{X} \subset \mathbb{R}^r$ is the associated contextual information that affects the distribution of z and given x , z is a random object distributed according to an unknown ground-truth data generating distribution $P(z|x)$; 3) $c(\cdot, \cdot)$ is a known cost function; 4) We have $|J_1|$ inequality constraints, and $|J_2|$ equality constraints, with known constraint functions denoted $g_j(w(x))$. We allow $J_1 = J_2 = \emptyset$ to represent the case without any constraints.

We let $P(x)$ denote the ground-truth data generating marginal distribution of x and thus the ground-truth data generating joint distribution of (x, z) is $P := P(x, z) = P(z|x)P(x)$. Let $J = J_1 \cup J_2$. Let $\tilde{\Omega}$ denote the feasible region of this problem $\tilde{\Omega} := \{w \in \Omega : g_j(w) \leq 0 \text{ for } j \in J_1, g_j(w) = 0 \text{ for } j \in J_2\}$. If $J_1 = J_2 = \emptyset$, then $\tilde{\Omega} = \Omega$.

Our goal is to find the optimal decision function $w^*(x)$ under the ground-truth conditional distribution $P(z|x)$ in (10). The ground-truth $P(z|x)$ is typically unknown in practice. Instead, we have i.i.d. data $(x_1, z_1), \dots, (x_n, z_n)$ generated from the ground-truth joint distribution $P = P(z|x)P(x)$ in data-driven optimization.

To infer the distribution $P(z|x)$, we may first construct a family of conditional distributions $\{P_\theta(z|x) : \theta \in \Theta\}$ parameterized by θ and consider a class of oracle problems:

$$\begin{aligned} w_\theta(x) \in & \arg \inf_{w(x) \in \Omega} \{v(w(x), \theta|x) := \mathbb{E}_{P_\theta(z|x)}[c(w(x), z)|x]\} \\ & \text{subject to } g_j(w(x)) \leq 0 \text{ for } j \in J_1, \\ & g_j(w(x)) = 0 \text{ for } j \in J_2 \end{aligned} \quad (11)$$

where 1) $\theta \in \Theta \subset \mathbb{R}^q$ is a parameter in the underlying distribution $P_\theta(z|x)$ and Θ is an open set in \mathbb{R}^q ; 2) Given x , z is a random object distributed according to $P_\theta(z|x)$.

Depending on the choice of $\{P_\theta(z|x) : \theta \in \Theta\}$, $P(z|x)$ may or may not be in the parametric family $\{P_\theta(z|x) : \theta \in \Theta\}$. Therefore we will study two situations separately: correctly specified case and misspecified case.

Throughout this Section 6, we write

$$P_\theta(x, z) := P_\theta(z|x)P(x)$$

as the joint distribution of (x, z) under the conditional distribution $P_\theta(z|x)$ and write

$$v(w, \theta) := \mathbb{E}_{P(x)}[v(w(x), \theta|x)] = \mathbb{E}_{P_\theta(z|x)P(x)}[c(w(x), z)]$$

as the mean of $v(w(x), \theta|x)$ with respect to $P(x)$, that is, $v(w, \theta)$ measures the average cost from the decision function $w(x)$ under the distribution $P_\theta(x, z)$. Recall that $v_0(w(x)|x) = \mathbb{E}_{P(z|x)}[c(w(x), z)|x]$ and we also write $v_0(w) := \mathbb{E}_{P(x)}[v_0(w(x)|x)]$ as the the ground-truth average cost from the decision function $w(x)$. Remark that in the notation $v_0(w(x)|x)$ or $v(w(x), \theta|x)$, we explicitly write “ $|x$ ” to emphasize it is derived from conditioning on x . As in Section 4, we introduce the average regret as our evaluation criterion of a decision function $w(x)$.

DEFINITION 3 (AVERAGE REGRET). For any $w(x) : \mathcal{X} \rightarrow \Omega$, define the average regret of $w(x)$ as

$$R(w) := \int_{\mathcal{X}} \left(v_0(w(x)|x) - v_0(w^*(x)|x) \right) P(dx) = v_0(w) - v_0(w^*)$$

where $w^*(x)$ is the ground-truth optimal solution.

Note that for contextual stochastic optimization, EO is not a feasible approach since EO means we are allowed to choose *any* maps from context to decision, which clearly overfits the finite-sample problem. Therefore it is common to restrict EO to a certain hypothesis class, such as the class of functions induced by the IEO approach. Moreover, the EO approach is also difficult to implement when there are constraints in contextual optimization, as guaranteeing the feasibility of the process requires an intermediate step (again leading to the IEO approach). Hence we study two approaches, IEO and ETO, in this section. These two approaches considered in Section 4 can be similarly applied in this setting, which is presented in detail in Section 6.1.

6.1. Algorithms for Contextual Stochastic Optimization

The two approaches, IEO and ETO, considered in Section 4 can be similarly applied for contextual stochastic optimization. To be specific:

Integrated estimation and optimization (IEO): We consider the class of solution w_θ obtained by solving the oracle optimization problem (11) for every θ and x . To address the constraints in (11), we consider its Lagrangian function:

$$\mathcal{L}'(w(x), \alpha|\theta, x) := v(w(x), \theta|x) + \sum_{j \in J} \alpha_j g_j(w(x)) \quad (12)$$

where $\alpha = (\alpha_j)_{j \in J}$ are the Lagrangian multipliers. Let $\alpha(\theta, x) = (\alpha_j(\theta, x))_{j \in J}$ denote the Lagrangian multipliers corresponding to the solution $w_\theta(x)$ under the parameter θ at x . Then θ is chosen by solving the empirical optimization

$$\theta^{IEO} \in \arg \inf_{\theta \in \Theta} \left\{ \hat{v}_0(w_\theta) = \frac{1}{n} \sum_{i=1}^n c(w_\theta(x_i), z_i) \right\}.$$

In practice, the exact solutions may not be obtainable, and we call the approximate solution $\hat{\theta}^{IEO}$. This approach presents an optimization-aware way to estimate θ and a similar idea has been studied in Grigas et al. (2021). Note that by definition, for any $w(x) : \mathcal{X} \rightarrow \Omega$,

$$\mathbb{E}_P[\hat{v}_0(w)] = v_0(w),$$

i.e., $\hat{v}_0(w)$ is the empirical counterpart of $v_0(w)$. Therefore, $\hat{\theta}^{IEO}$ is obtained at the level of “the joint distribution P ”. Under some mild conditions (which will be specified later), $\hat{\theta}^{IEO}$ converges in probability to θ^* where $\theta^* := \arg \inf_{\theta \in \Theta} v_0(w_\theta)$. Once $\hat{\theta}^{IEO}$ is obtained, we use $w_{\hat{\theta}^{IEO}}(x)$ as the solution. Call this obtained solution $\hat{w}^{IEO}(x)$ and let $\hat{\alpha}^{IEO}(x) = (\alpha_j(\hat{\theta}^{IEO}, x))_{j \in J}$ denote the Lagrangian multipliers corresponding to the solution $\hat{w}^{IEO} = w_{\hat{\theta}^{IEO}}(x)$ under the (random) parameter $\hat{\theta}^{IEO}$ in (12).

Estimate then optimize (ETO): We use the data to obtain an estimate $\hat{\theta}^{ETO}$, via maximum likelihood estimation. More precisely,

$$\theta^{ETO} \in \arg \sup_{\theta \in \Theta} \frac{1}{n} \sum_{i=1}^n \log p_\theta(z_i | x_i).$$

where $p_\theta(z|x)$ is the conditional density or mass function of $P_\theta(z|x)$. Note that $p_\theta(x, z)$, the joint density or mass function of $P_\theta(x, z)$, can be written as $p_\theta(x, z) = p_\theta(z|x)p(x)$ where $p(x)$ is the density or mass function of $P(x)$, independent of θ . Thus we can alternatively write

$$\theta^{ETO} \in \arg \sup_{\theta \in \Theta} \frac{1}{n} \sum_{i=1}^n \log p_\theta(x_i, z_i).$$

In practice, the exact solutions may not be obtainable, and we call the approximate solution $\hat{\theta}^{ETO}$. Plug it into the objective and obtain by (11)

$$w_{\hat{\theta}^{ETO}}(x) = \arg \inf_{w(x) \in \tilde{\Omega}} v(w(x), \hat{\theta}^{ETO} | x)$$

Call this obtained solution $\hat{w}^{ETO}(x)$ and let $\hat{\alpha}^{ETO}(x) = (\alpha_j(\hat{\theta}^{ETO}, x))_{j \in J}$ denote the Lagrangian multipliers corresponding to the solution $\hat{w}^{ETO} = w_{\hat{\theta}^{ETO}}(x)$ under the (random) parameter $\hat{\theta}^{ETO}$ in (12).

6.2. Basic Consistency Conditions

We make the following basic conditions needed for each of the considered approaches. These assumptions are in parallel with Assumptions 4, 3.

ASSUMPTION 12 (Consistency conditions for ETO). *Suppose that*

1.

$$\sup_{\theta \in \Theta} \left| \frac{1}{n} \sum_{i=1}^n \log p_{\theta}(z_i|x_i) - \mathbb{E}_P[\log p_{\theta}(z|x)] \right| \xrightarrow{P} 0.$$

2. For every $\epsilon > 0$,

$$\sup_{\theta \in \Theta: d(\theta, \theta^{KL}) \geq \epsilon} \mathbb{E}_P[\log p_{\theta}(z|x)] < \mathbb{E}_P[\log p_{\theta^{KL}}(z|x)]$$

and θ^{KL} is

$$\theta^{KL} := \arg \inf_{\theta \in \Theta} \mathbb{E}_{P(x)}[KL(P(z|x), P_{\theta}(z|x))] = \arg \sup_{\theta \in \Theta} \mathbb{E}_P[\log p_{\theta}(z|x)],$$

where KL represents the Kullback-Leibler divergence. It is easy to see that θ^{KL} is also the minimizer of $\mathbb{E}_P[KL(P, P_{\theta}(x, z))]$ as $P_{\theta}(x, z) = P_{\theta}(z|x)P(x)$.

3. The estimated model parameter $\hat{\theta}^{ETO}$ in ETO is solved approximately in the sense that

$$\frac{1}{n} \sum_{i=1}^n \log p_{\hat{\theta}^{ETO}}(z_i|x_i) \geq \frac{1}{n} \sum_{i=1}^n \log p_{\theta^{KL}}(z_i|x_i) - o_P(1).$$

ASSUMPTION 13 (Consistency conditions for IEO). Suppose that

1.

$$\sup_{\theta \in \Theta} |\hat{v}_0(w_{\theta}) - v_0(w_{\theta})| \xrightarrow{P} 0.$$

2. For every $\epsilon > 0$,

$$\inf_{\theta \in \Theta: d(\theta, \theta^*) \geq \epsilon} v_0(w_{\theta}) > v_0(w_{\theta^*})$$

where θ^* is given by $\theta^* := \arg \inf_{\theta \in \Theta} v_0(w_{\theta})$.

3. The estimated model parameter $\hat{\theta}^{IEO}$ in IEO is solved approximately in the sense that

$$\hat{v}_0(w_{\hat{\theta}^{IEO}}) \leq \hat{v}_0(w_{\theta^*}) + o_P(1).$$

By the standard result of consistency in statistics (e.g., Theorem 5.7 in Van der Vaart (2000)), we have:

PROPOSITION 9 (Consistency of IEO). Suppose Assumption 13 holds. We have $\hat{\theta}^{IEO} \xrightarrow{P} \theta^*$.

PROPOSITION 10 (Consistency of ETO). Suppose Assumption 12 holds. We have $\hat{\theta}^{ETO} \xrightarrow{P} \theta^{KL}$.

6.3. Optimization under Correctly Specified Model Family

Suppose the parametric family $\{P_{\theta}(z|x) : \theta \in \Theta\}$ is correctly specified in the sense that it covers the ground-truth distribution $P(z|x)$ (but the true value of θ is unknown). In other words, we assume the following:

ASSUMPTION 14 (Unique true model parameter). *There exists a unique $\theta_0 \in \Theta$ such that $P(z|x) = P_{\theta_0}(z|x)$ for any x among the class $\{P_\theta(z|x) : \theta \in \Theta\}$. Moreover, suppose $P_\theta(z|x)$ has density or mass function $p_\theta(z|x)$.*

In this case, by (11), the optimal decision w^* can be expressed as

$$w^*(x) = \arg \inf_{w \in \Omega} \left\{ v(w, \theta_0|x) := \mathbb{E}_{P_{\theta_0}(z|x)}[c(w, z)|x] \right\} = w_{\theta^*}(x)$$

for any x .

Our first observation is the consistency of the regret, which shows that the result in Theorem 1 also holds in the contextual stochastic optimization.

THEOREM 7. *Suppose Assumptions 12, 13, 14 hold. Moreover, we assume that $v_0(w_\theta)$ is a continuous function of θ . Then we have $R(\hat{w}^{IEO}) \xrightarrow{P} 0$, $R(\hat{w}^{ETO}) \xrightarrow{P} 0$.*

As in the non-contextual stochastic optimization, to meaningfully compare regrets, we seek to characterize the first-order convergence behaviors. We adapt Assumption 5 in the non-contextual case to the following assumption:

ASSUMPTION 15 (Smoothness and gradient-expectation interchangeability). *We assume the following:*

1. *For any $x \in \mathcal{X}$, $v(w, \theta|x)$ is third differentiable with respect to both w and θ .*
2. *Any involved operations of integration (expectation) and differentiation can be interchanged.*

Specifically, for any $\theta \in \Theta$ and any $x \in \mathcal{X}$,

$$\begin{aligned} \nabla_\theta \int T(z) p_\theta(z|x) dz &= \int T(z) \nabla_\theta p_\theta(z|x) dz, \\ \int T(z) p_\theta(z|x) dz &= \nabla_w \int c(w^*(x), z) p_\theta(z|x) dz \end{aligned}$$

where $T(z) = \nabla_w c(w^*(x), z)$ and $\nabla_w c$ represents the gradient of c over the first component.

We adapt Assumption 10 in the non-contextual case to the following assumption:

ASSUMPTION 16 (Optimality conditions). *We assume the followings:*

1. *$g_j(w)$ ($\forall j \in J$) is twice differentiable with respect to w . $\alpha_j(\theta, x)$ ($\forall j \in J$) is twice differentiable with respect to θ for any x .*
2. *The Karush–Kuhn–Tucker (KKT) conditions hold for the oracle problems (11) (for all $\theta \in \Theta$ and $x \in \mathcal{X}$). More specifically, for any given x , $w_\theta(x)$ is a function of θ that uniquely solves*

$$\nabla_w v(w(x), \theta|x) + \sum_{j \in J} \alpha_j(\theta, x) \nabla_w g_j(w(x))|_{w(x)=w_\theta(x)} = 0.$$

In particular, for the target problem (10), the optimal decision w^* along with its Lagrangian multiplier α^* satisfies that

$$\nabla_w v_0(w(x)|x) + \sum_{j \in J} \alpha_j^*(x) \nabla_w g_j(w(x))|_{w(x)=w^*(x)} = 0, \quad \forall x \in \mathcal{X}.$$

In addition, we have the complimentary slackness:

$$\alpha_j(\theta, x) g_j(w_\theta(x)) = 0, \quad \forall j \in J, \quad \forall \theta \in \Theta, \quad \forall x \in \mathcal{X}.$$

3. For any $x \in \mathcal{X}$, $\nabla_{ww} v_0(w^*(x)|x) + \sum_{j \in J} \alpha_j^*(x) \nabla_{ww} g_j(w^*(x))$ is invertible, not necessarily positive definite. (This assumption is to guarantee the existence of the function w_θ of θ near θ_0 for any $x \in \mathcal{X}$.)

4. The parameter $\theta^* = \theta_0$ for minimizing $v_0(w_\theta)$ (viewing as a function of θ with the ground-truth joint distribution P fixed) satisfies the first-order and second-order optimality conditions. More precisely, $\nabla_\theta v_0(w_{\theta^*}) = 0$ and the second-order derivative $\nabla_{\theta\theta} v_0(w_{\theta^*})$ is positive definite.

We adapt Assumption 8, 9 in the non-contextual case to the following assumptions:

ASSUMPTION 17 (Regularity conditions for ETO). Suppose that $\log p_\theta(z|x)$ is a measurable function of (z, x) such that $\theta \mapsto \log p_\theta(z|x)$ is differentiable at θ_0 for almost every (z, x) with derivative $\nabla_\theta \log p_{\theta_0}(z|x)$ and such that for any θ_1 and θ_2 in a neighborhood of θ_0 , there exists a measurable function K with $\mathbb{E}_P[K(z, x)] < \infty$ such that $|\log p_{\theta_1}(z|x) - \log p_{\theta_2}(z|x)| \leq K(z, x) \|\theta_1 - \theta_2\|$. Furthermore, the map $\theta \mapsto \mathbb{E}_P[\log p_\theta(z|x)]$ admits a second-order Taylor expansion at the point of minimum θ_0 with nonsingular symmetric second derivative $-I_{\theta_0}$ where I_{θ_0} is the Fisher information. Moreover, $\hat{\theta}^{ETO}$ is obtained approximately in the sense that

$$\frac{1}{n} \sum_{i=1}^n \log p_{\hat{\theta}^{ETO}}(z_i|x_i) \geq \sup_{\theta \in \Theta} \frac{1}{n} \sum_{i=1}^n \log p_\theta(z_i|x_i) - o_P(n^{-1}).$$

ASSUMPTION 18 (Regularity conditions for IEO). Suppose that $c(w_\theta(x), z)$ is a measurable function of (z, x) such that $\theta \mapsto c(w_\theta(x), z)$ is differentiable at θ^* for almost every (z, x) with derivative $\nabla_\theta c(w_\theta(x), z)$ and such that for any θ_1 and θ_2 in a neighborhood of θ^* , there exists a measurable function K with $\mathbb{E}_P[K(z, x)] < \infty$ such that $|c(w_{\theta_1}(x), z) - c(w_{\theta_2}(x), z)| \leq K(z, x) \|\theta_1 - \theta_2\|$. Moreover, $\hat{\theta}^{IEO}$ is solved approximately in the sense that

$$\hat{v}_0(w_{\hat{\theta}^{IEO}}) \leq \inf_{\theta \in \Theta} \hat{v}_0(w_\theta) + o_P(n^{-1}).$$

We are now ready to state our main performance comparison result in this section:

THEOREM 8. Suppose Assumptions 12, 13, 14, 15, 16, 17, 18 hold. Then we have $2nR(\hat{w}) \xrightarrow{d} \mathbb{G}^\cdot$ for some limiting distribution $\mathbb{G}^\cdot = \mathbb{G}^{ETO}, \mathbb{G}^{IEO}$ when $\hat{w} = \hat{w}^{ETO}, \hat{w}^{IEO}$ respectively. Moreover, $\mathbb{G}^{ETO} \preceq_{st} \mathbb{G}^{IEO}$ where \preceq_{st} denotes first-order stochastic dominance relation.

Theorem 8 shows that the result in Theorem 2 also holds in the contextual stochastic optimization. The proof consists of the following steps. First, as in Theorem 2, via an application of M-estimation theory (e.g., Theorem 5.23 in Van der Vaart (2000)), we have the asymptotic normality for IEO and ETO.

PROPOSITION 11 (Asymptotic normality for ETO). *Suppose that Assumptions 12, 14, 17 hold. Then $\sqrt{n}(\hat{\theta}^{ETO} - \theta_0)$ is asymptotically normal with mean zero and covariance matrix $I_{\theta_0}^{-1}$ where*

$$I_{\theta_0} = \text{Var}_P(\nabla_{\theta} \log p_{\theta_0}(z|x)) = \mathbb{E}_P[(\nabla_{\theta} \log p_{\theta_0}(z|x))^{\top} \nabla_{\theta} \log p_{\theta_0}(z|x)].$$

Note that since $p_{\theta}(x, z) = p_{\theta}(z|x)P(x)$ where the latter $P(x)$ is independent of θ so it is also feasible to write

$$I_{\theta_0} = \text{Var}_P(\nabla_{\theta} \log p_{\theta_0}(x, z)) = \mathbb{E}_P[(\nabla_{\theta} \log p_{\theta_0}(x, z))^{\top} \nabla_{\theta} \log p_{\theta_0}(x, z)].$$

In other words, $I_{\theta_0}^{-1}$ is the asymptotic estimation variance of θ using the data $(x_1, z_1), \dots, (x_n, z_n)$ via MLE, equal to the inverse Fisher information matrix for one data point.

PROPOSITION 12 (Asymptotic normality for IEO). *Suppose that Assumptions 13, 14, 18 hold. Then $\sqrt{n}(\hat{\theta}^{IEO} - \theta_0)$ is asymptotically normal with mean zero and covariance matrix*

$$\nabla_{\theta\theta} v_0(w_{\theta^*})^{-1} \text{Var}_P(\nabla_{\theta} c(w_{\theta^*}(x), z)) \nabla_{\theta\theta} v_0(w_{\theta^*})^{-1}$$

where $\text{Var}_P(\nabla_{\theta} c(w_{\theta^}(x), z))$ is the covariance matrix of the cost gradient $\nabla_{\theta} c(w_{\theta^*}(x), z)$ under $P_{\theta_0}(x, z)$.*

Next, we derive and compare the conditional covariance matrices given a fixed context x appearing in the regret of two approaches, which is very similar to what we did in Theorem 5. The main inequality leveraged is again the Cramer-Rao bound. Finally, we compare the average regret by taking the expectation over $P(x)$ and using the matrix extension of the Cauchy-Schwarz inequality (Tripathi 1999) to conclude the result.

6.4. Optimization under Misspecified Model Family

Suppose the parametric family $\{P_{\theta}(z|x) : \theta \in \Theta\}$ is misspecified in the sense that it does not cover the ground-truth distribution $P(z|x)$, i.e., Assumption 14 may not hold. In this section, we examine the performance of the two approaches from Section 6.1 in the misspecified model setting.

THEOREM 9. *Suppose Assumptions 12, 13 hold. Moreover, we assume that $v_0(w_{\theta})$ is a continuous function of θ . Then we have $R(\hat{w}^{IEO}) \xrightarrow{P} v_0(w_{\theta^*}) - v_0(w^*) := \kappa^{IEO}$, $R(\hat{w}^{ETO}) \xrightarrow{P} v_0(w_{\theta_{KL}}) - v_0(w^*) := \kappa^{ETO}$, and $\kappa^{ETO} \geq \kappa^{IEO} \geq 0$.*

Theorem 9 shows that the result in Theorem 3 also holds in the contextual stochastic optimization.

7. Experiments

In this section, we verify our asymptotic results by running experiments and show trends for finite samples. Specifically, we compare the performance of data-driven stochastic optimization algorithms on the newsvendor problem, under an unconstrained setting, a constrained setting, and a contextual setting.

7.1. The Newsvendor Problem

We define a multi-product newsvendor problem as $\min_{\mathbf{w}} \sum_{j=1}^p \mathbb{E}_{\mathbf{z}} [h_j(w_j - z_j)^+ + b_j(z_j - w_j)^+]$, where $w_j, j \in \{1, \dots, p\}$ are order quantities for p products. When the demand distributions for different products are independent, it is well known that the optimal ordering quantity is $F_j^{-1}\left(\frac{b_j}{b_j + h_j}\right)$ for each product j , where F_j is the cdf of demand (Turken et al. 2012). We describe how EO, IEO, and ETO solutions are computed in Appendix 10. We define the multi-product newsvendor problem with a capacity constraint as $\min_{\mathbf{w}} \sum_{j=1}^p \mathbb{E}_{\mathbf{z}} [h_j(w_j - z_j)^+ + b_j(z_j - w_j)^+]$, subject to $\sum_{j=1}^p w_j \leq C$ where C represents a given upper bound on budget or capacity. We define the contextual newsvendor problem as $\min_{w(\cdot)} \mathbb{E}_{\mathbf{z}} [(h(w(x_i) - z_i)^+ + b(z_i - w(x_i))^+)]$, where $w(\cdot)$ maps a feature x to a decision.

7.1.1. Ground Truth and Model Specification For simplicity, we assume throughout the experiments that the demand for the p products are independent, and the backordering and holding costs for the p products are equal. Specifically, for every product, we set the backordering cost to be $b_j = 5$ and the holding cost to be $h_j = 1$.

Multi-product newsvendor problem. We generate a dataset $\{z_{ij}\}_{i=1}^n$ for each $j \in [p]$, where each product j has demand distribution $\mathcal{N}(3j, 1)$. For a correctly-specified model, we assume each product j has demand distribution $\mathcal{N}(j\theta, 1)$, where θ is the unknown parameter that we want to learn. Notice the ground truth $\theta^* = 3$. For a misspecified model, we assume each product j has demand distribution $\mathcal{N}(j\theta, \max\{6 - j, 1\})$.

Multi-product newsvendor problem with a single capacity constraint. We set the capacity constraint to be $\sum_{j=1}^p w_j \leq 40$. For a misspecified model, we assume each product j has demand distribution $\mathcal{N}(j\theta, 1 + 0.9j)$. The rest of the set up is the same as that of the unconstrained problem. Notice the sum of optimal ordering quantities exceed 40 in the unconstrained problem, and therefore the constraint will be active.

Contextual newsvendor problem. We generate a dataset $\{x_i, z_i\}_{i=1}^n$, where feature $x \in \mathbb{R}^2$ is uniformly sampled from $[0, 1]^2$, and the demand distribution is Gaussian with mean $(1, x^\top)\theta = 2 + (0.5, 0.5)^\top x$ and fixed variance $\sigma^2 = 1$. Notice the ground truth is $\theta_0 = (2, 0.5, 0.5)$. For a correctly-specified model, we assume the demand distribution is $\mathcal{N}((1, x^\top)\theta, 1)$, where θ are unknown parameters that we want to learn. For a misspecified model, we assume the demand distribution is $\text{Uniform} \sim (0, (1, x^\top)\theta)$, where θ are unknown parameters that we want to learn.

7.2. The Portfolio Optimization Problem

We consider the following objective as in Kallus and Mao (2022) and Grigas et al. (2021): $c(w, w_0, z) := \alpha \left(\sum_{j=1}^p w_j z_j - w_0 \right)^2 - \sum_{j=1}^p w_j z_j$, where the decisions $\mathbf{w} \in \Delta^p$ represent the fraction of investments in asset j . The expectation of the first term is $\text{Var} \left(\sum_{j=1}^p w_j z_j \right)$ when w_0 is chosen optimally as $\mathbb{E} \left[\sum_{j=1}^p w_j z_j \right]$. We describe how EO, IEO, and ETO solutions are computed in Appendix 10. We assume the weights $\mathbf{w} \in \Delta^p$.

7.2.1. Ground Truth and Model Specification We generate a dataset $\{z_{ij}\}_{i=1}^n$ for each $j \in [p]$, where the return of each asset j has distribution $\mathcal{N}(9 + 3j, 3j)$. The p assets are independent. For a correctly-specified model, we assume the return of each asset j has distribution $\mathcal{N}(\mu_j, 3j)$, where μ_j is the unknown parameter that we want to learn. For a misspecified model, we assume the return of each asset j has distribution $\mathcal{N}(\mu_j, 3(p - j + 1))$. We choose $\alpha = 0.7$.

7.3. Experiment Results

First, in Figure 1, we present experimental results in the correctly-specified case to complement our theoretical results on stochastic dominance. Recall that our theoretical results (Theorem 2 and 5) suggest that for any given $C_1 > 0$, we have the convergence in distribution $\mathbb{P}(nR(\hat{w}^\circ) > C_1) \rightarrow C_2^\circ(C_1)$ for some constant $C_2^\circ(C_1)$ depending on C_1 where $\circ = ETO, EO, IEO$. Moreover, for any C_1 , the stochastic dominance relation implies that $C_2^{ETO}(C_1) \leq C_2^{IEO}(C_1) \leq C_2^{EO}(C_1)$, that is, ETO should have the smallest $C_2^{ETO}(C_1)$ value and EO should have the largest $C_2^{EO}(C_1)$ value. Figure 1 corroborates this finding. In this experiment, we set $C_1 = 0.5, 1$ and the tail probability is estimated by the sample tail probability of the regret in multiple experimental repetitions. Indeed, for the correctly-specified case we tested, we can easily observe the convergence in distribution and the connection $C_2^{ETO}(C_1) \leq C_2^{IEO}(C_1) \leq C_2^{EO}(C_1)$ in the finite-sample regime. Note that although our theorem only indicates convergence in distribution (instead of convergence in moments), we also evaluate the relation of the first moment and the second moment of $nR(\hat{w}^\circ)$. This is done by computing the first/second sample moment of the regret in multiple experimental repetitions. From Figure 1, we observe that although convergence in moments is not clear (as our theory does not indicate this), ETO has the smallest first/second moments and EO has the largest first/second moments even in the finite-sample regime.

Second, in Figure 2, we present experimental results for both correctly-specified and misspecified cases across multiple problem settings for the newsvendor problem. We changed the sample size range from 100-500 to 10-50 for the unconstrained multi-product newsvendor problem. We also use small sample sizes for the constrained multi-product newsvendor problem. Notice the contextual newsvendor problem is more difficult than the non-contextual cases, and thus it requires more samples. The results in Figure 2 show that regardless of the sample size, we observe the same

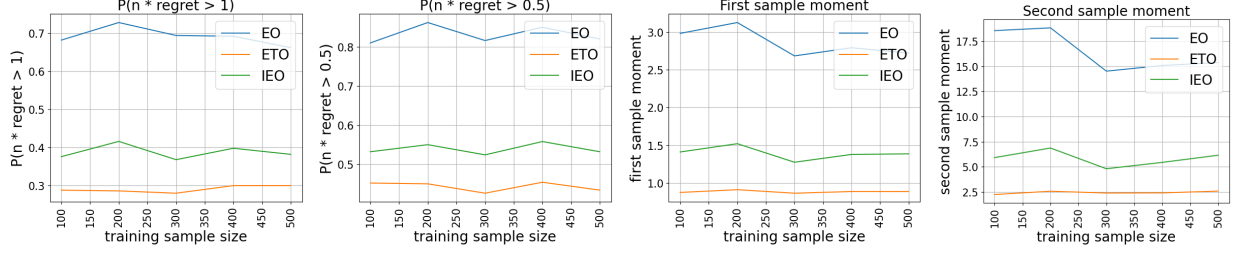


Figure 1 A multi-product newsvendor problem with a correctly-specified model. The empirical probability and sample moments are calculated over 500 random seeds. For this set of experiments only, we set the number of products $p = 2$.

trend that EO is the worst approach and ETO is the best approach in the correctly specified case, and the performance ordering is reversed in the misspecified case. The same observation is made consistently for the unconstrained problem, the constrained problem, and the contextual problem. These results further support our findings on the performance of the three approaches.

Third, in Figure 3, we present experimental results for both correctly-specified and misspecified cases for the portfolio optimization problem. We choose sample size range from 10-50, which is the same range as in newsvendor problems. Notice by definition, the portfolio optimization problem is a constrained optimization problem, since the weights $\mathbf{w} \in \Delta^p$. We observe the same trend as in newsvendor problems, specifically EO is the worst approach and ETO is the best approach in the correctly specified case, and the performance ordering is reversed in the misspecified case.

8. Conclusion and Discussion

In this paper, we present results showing that in the correctly-specified scenario, ETO is better than IEO/EO (with the difference in the “variance”), and in the misspecified scenario IEO/EO is better than ETO (with the difference in the “bias”). These are in terms of asymptotic performances, in which case it appears that correctly-specified model family is always better than misspecified model family and ETO is the best approach to go for. While our asymptotic comparison result is fundamental and new to our knowledge, we caution that for finite samples (especially in high-dimensional settings), correctly-specified model families may require many parameters and thus incur “high variance” in estimation. Therefore in practice, using a small model with few parameters (misspecified model family) so that the estimation variance is small, even though we have some bias, could be in favor.

Acknowledgement References

Ban, Gah-Yi, Cynthia Rudin. 2019. The big data newsvendor: Practical insights from machine learning. *Operations Research* **67**(1) 90–108.

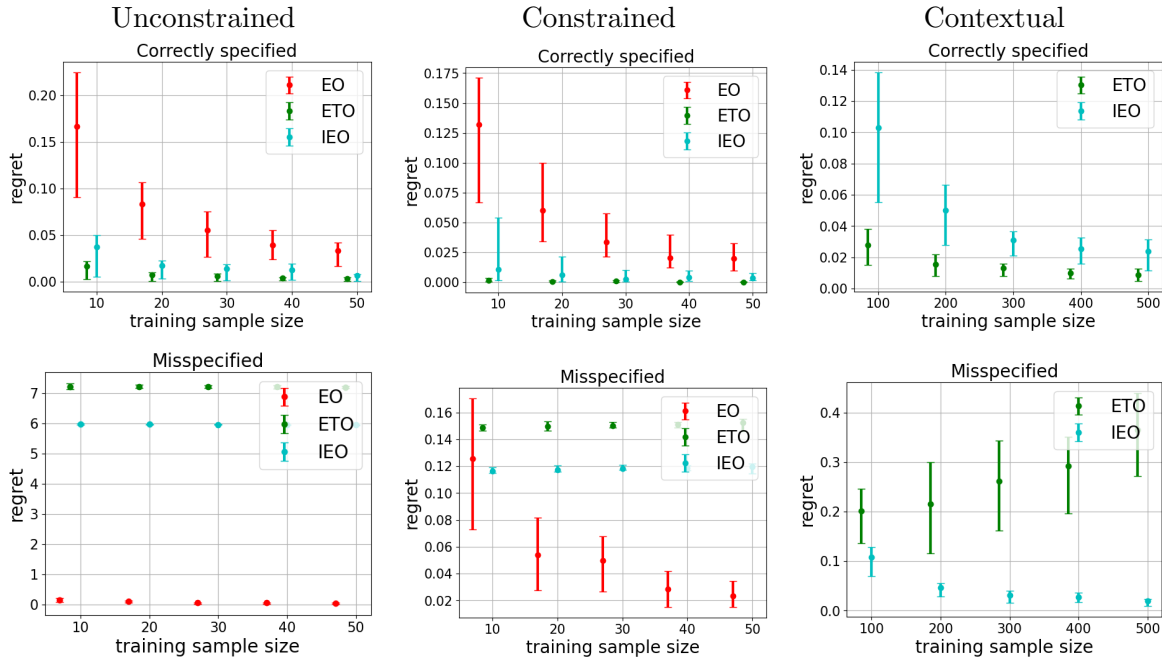


Figure 2 The regret plots show median, 25th quantile, and 75th quantile over 50 random seeds. For the unconstrained case and the constrained case, the number of products is $p = 5$. For the contextual case, the number of products is $p = 1$.

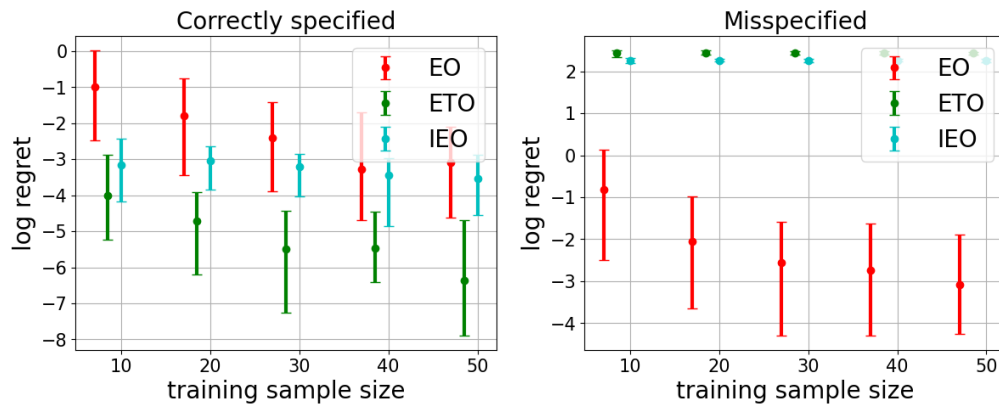


Figure 3 A portfolio optimization problem. The regret plots show median, 25th quantile, and 75th quantile over 100 random seeds. For the unconstrained case and the constrained case, the number of assets is $p = 2$. Notice we use log scale in the left figure to better illustrate the difference in performance among the algorithms.

Bazaraa, Mokhtar S, Hanif D Sherali, Chitharanjan M Shetty. 2013. *Nonlinear programming: theory and algorithms*. John Wiley & Sons.

Ben-Tal, Aharon, Dick Den Hertog, Anja De Waegenaere, Bertrand Melenberg, Gijs Rennen. 2013. Robust solutions of optimization problems affected by uncertain probabilities. *Management Science* **59**(2) 341–357.

Bertsimas, Dimitris, Nathan Kallus. 2020. From predictive to prescriptive analytics. *Management Science* **66**(3) 1025–1044.

- Besbes, Omar, Omar Mouchtaki. 2021. How big should your data really be? data-driven newsvendor: Learning one sample at a time. *arXiv preprint arXiv:2107.02742* .
- Bickel, Peter J, Kjell A Doksum. 2015. *Mathematical statistics: basic ideas and selected topics, volumes I-II package*. Chapman and Hall/CRC.
- Blanchet, Jose, Yang Kang, Karthyek Murthy. 2019. Robust wasserstein profile inference and applications to machine learning. *Journal of Applied Probability* **56**(3) 830–857.
- Chen, Xi, Zachary Owen, Clark Pixton, David Simchi-Levi. 2022. A statistical learning approach to personalization in revenue management. *Management Science* **68**(3) 1923–1937.
- Cramér, Harald. 1946. *Mathematical methods of statistics*. Princeton university press.
- Defazio, Aaron, Francis Bach, Simon Lacoste-Julien. 2014. Saga: A fast incremental gradient method with support for non-strongly convex composite objectives. *Advances in neural information processing systems* **27**.
- Delage, Erick, Yinyu Ye. 2010. Distributionally robust optimization under moment uncertainty with application to data-driven problems. *Operations research* **58**(3) 595–612.
- Donti, Priya, Brandon Amos, J Zico Kolter. 2017. Task-based end-to-end model learning in stochastic optimization. *Advances in neural information processing systems* **30**.
- Duchi, John C, Feng Ruan. 2021. Asymptotic optimality in stochastic optimization. *The Annals of Statistics* **49**(1) 21–48.
- El Balghiti, Othman, Adam N Elmachtoub, Paul Grigas, Ambuj Tewari. 2019. Generalization bounds in the predict-then-optimize framework. *Advances in neural information processing systems* **32**.
- Elmachtoub, Adam N, Paul Grigas. 2022. Smart “predict, then optimize”. *Management Science* **68**(1) 9–26.
- Elmachtoub, Adam N, Jason Cheuk Nam Liang, Ryan McNellis. 2020. Decision trees for decision-making under the predict-then-optimize framework. *International Conference on Machine Learning*. PMLR, 2858–2867.
- Estes, Alexander. 2021. Slow rates of convergence in optimization with side information. *Available at SSRN 3803427* .
- Ferber, Aaron, Bryan Wilder, Bistra Dilkina, Milind Tambe. 2020. Mipaal: Mixed integer program as a layer. *Proceedings of the AAAI Conference on Artificial Intelligence*, vol. 34. 1504–1511.
- Gao, Rui, Anton Kleywegt. 2022. Distributionally robust stochastic optimization with wasserstein distance. *Mathematics of Operations Research* .
- Goh, Joel, Melvyn Sim. 2010. Distributionally robust optimization and its tractable approximations. *Operations research* **58**(4-part-1) 902–917.
- Gotoh, Jun-ya, Michael Jong Kim, Andrew EB Lim. 2018. Robust empirical optimization is almost the same as mean–variance optimization. *Operations research letters* **46**(4) 448–452.

- Grigas, Paul, Meng Qi, Zuo-Jun Shen. 2021. Integrated conditional estimation-optimization. *arXiv preprint arXiv:2110.12351* .
- Gupta, Vishal, Michael Huang, Paat Rusmevichientong. 2022. Debiasing in-sample policy performance for small-data, large-scale optimization. *Operations Research* .
- Gupta, Vishal, Nathan Kallus. 2022. Data pooling in stochastic optimization. *Management Science* **68**(3) 1595–1615.
- Gupta, Vishal, Paat Rusmevichientong. 2021. Small-data, large-scale linear optimization with uncertain objectives. *Management Science* **67**(1) 220–241.
- Hastie, Trevor, Robert Tibshirani, Jerome H Friedman, Jerome H Friedman. 2009. *The elements of statistical learning: data mining, inference, and prediction*, vol. 2. Springer.
- Hiriart-Urruty, Jean-Baptiste, Claude Lemaréchal. 2013. *Convex analysis and minimization algorithms I: Fundamentals*, vol. 305. Springer science & business media.
- Ho-Nguyen, Nam, Fatma Kılınç-Karzan. 2022. Risk guarantees for end-to-end prediction and optimization processes. *Management Science* **68**(12) 8680–8698.
- Hu, Yichun, Nathan Kallus, Xiaojie Mao. 2022. Fast rates for contextual linear optimization. *Management Science* .
- Johnson, Rie, Tong Zhang. 2013. Accelerating stochastic gradient descent using predictive variance reduction. *Advances in neural information processing systems* **26**.
- Kadison, Richard V, John R Ringrose. 1986. *Fundamentals of the theory of operator algebras. Volume II: Advanced theory*. Academic press New York.
- Kallus, Nathan, Xiaojie Mao. 2022. Stochastic optimization forests. *Management Science* .
- Kotary, James, Ferdinando Fioretto, Pascal Van Hentenryck, Bryan Wilder. 2021. End-to-end constrained optimization learning: A survey. *arXiv preprint arXiv:2103.16378* .
- Lam, Henry. 2016. Robust sensitivity analysis for stochastic systems. *Mathematics of Operations Research* **41**(4) 1248–1275.
- Lam, Henry. 2021. On the impossibility of statistically improving empirical optimization: A second-order stochastic dominance perspective. *arXiv preprint arXiv:2105.13419* .
- Liu, Heyuan, Paul Grigas. 2021. Risk bounds and calibration for a smart predict-then-optimize method. *Advances in Neural Information Processing Systems* **34** 22083–22094.
- Mandi, Jayanta, Peter J Stuckey, Tias Guns, et al. 2020. Smart predict-and-optimize for hard combinatorial optimization problems. *Proceedings of the AAAI Conference on Artificial Intelligence*, vol. 34. 1603–1610.
- Mas-Colell, Andreu, Michael Dennis Whinston, Jerry R Green, et al. 1995. *Microeconomic theory*, vol. 1. Oxford university press New York.

- Mohajerin Esfahani, Peyman, Daniel Kuhn. 2018. Data-driven distributionally robust optimization using the wasserstein metric: Performance guarantees and tractable reformulations. *Mathematical Programming* **171**(1) 115–166.
- Namkoong, Hongseok, John C Duchi. 2017. Variance-based regularization with convex objectives. *Advances in neural information processing systems* **30**.
- Pogančič, Marin Vlastelica, Anselm Paulus, Vit Musil, Georg Martius, Michal Rolinek. 2020. Differentiation of blackbox combinatorial solvers. *International Conference on Learning Representations*.
- Qi, Meng, Zuo-Jun Shen. 2022. Integrating prediction/estimation and optimization with applications in operations management. *Tutorials in Operations Research: Emerging and Impactful Topics in Operations*. INFORMS, 36–58.
- Qi, Meng, Yuanyuan Shi, Yongzhi Qi, Chenxin Ma, Rong Yuan, Di Wu, Zuo-Jun Shen. 2022. A practical end-to-end inventory management model with deep learning. *Management Science* .
- Quirk, James P, Rubin Saposnik. 1962. Admissibility and measurable utility functions. *The Review of Economic Studies* **29**(2) 140–146.
- Rao, C Radhakrishna. 1945. Information and the accuracy attainable in the estimation of statistical parameters. *Reson. J. Sci. Educ* **20** 78–90.
- Shaked, Moshe, J George Shanthikumar. 2007. *Stochastic orders*. Springer.
- Shapiro, Alexander. 1989. Asymptotic properties of statistical estimators in stochastic programming. *The Annals of Statistics* **17**(2) 841–858.
- Shapiro, Alexander, Darinka Dentcheva, Andrzej Ruszczyński. 2021. *Lectures on stochastic programming: modeling and theory*. SIAM.
- Tripathi, Gautam. 1999. A matrix extension of the cauchy-schwarz inequality. *Economics Letters* **63**(1) 1–3.
- Turken, Nazli, Yinliang Tan, Asoo J Vakharia, Lan Wang, Ruoxuan Wang, Arda Yenipazarli. 2012. The multi-product newsvendor problem: Review, extensions, and directions for future research. *Handbook of newsvendor problems* 3–39.
- Van der Vaart, Aad W. 2000. *Asymptotic statistics*, vol. 3. Cambridge university press.
- Wiesemann, Wolfram, Daniel Kuhn, Melvyn Sim. 2014. Distributionally robust convex optimization. *Operations Research* **62**(6) 1358–1376.
- Wilder, Bryan, Bistra Dilikina, Milind Tambe. 2019a. Melding the data-decisions pipeline: Decision-focused learning for combinatorial optimization. *Proceedings of the AAAI Conference on Artificial Intelligence*, vol. 33. 1658–1665.
- Wilder, Bryan, Eric Ewing, Bistra Dilikina, Milind Tambe. 2019b. End to end learning and optimization on graphs. *Advances in Neural Information Processing Systems* **32**.

-
- Wright, Stephen J. 1993. Identifiable surfaces in constrained optimization. *SIAM Journal on Control and Optimization* **31**(4) 1063–1079.
- Yan, Ran, Shuaian Wang, Kjetil Fagerholt. 2020. A semi-“smart predict then optimize”(semi-spo) method for efficient ship inspection. *Transportation Research Part B: Methodological* **142** 100–125.
- Zhang, Bin, Xiaoyan Xu, Zhongsheng Hua. 2009. A binary solution method for the multi-product newsboy problem with budget constraint. *International Journal of Production Economics* **117**(1) 136–141.

We provide more results, more details, and further discussions in this appendix. Section 9 presents technical proofs for the results in the main paper. Section 10 presents additional details for our experiments.

9. Proofs of the results

In this section, we provide technical proof for the results in the main paper.

9.1. Proofs of the results in Section 4

Proof of Proposition 1 We show $(b) \xrightarrow{d} (a)$ since it is the fact we leverage multiple times in this paper. This follows from the definition of stochastic dominance:

$$\mathbb{P}[X > x] = \mathbb{P}[\psi_1(Z) > x] = \mathbb{P}[Z \in \psi_1^{-1}((x, +\infty))] \leq \mathbb{P}[Z \in \psi_2^{-1}((x, +\infty))] = \mathbb{P}[\psi_2(Z) > x] = \mathbb{P}[Y > x]$$

since $\psi_1 \leq \psi_2$ implies that

$$\psi_1^{-1}((x, +\infty)) \subset \psi_2^{-1}((x, +\infty)).$$

□

Proof of Theorem 1 For EO, note that $\hat{w}^{EO} \xrightarrow{P} w^*$ by Assumption 2. Therefore, $R(\hat{w}^{EO}) = v_0(\hat{w}^{EO}) - v_0(w^*) \xrightarrow{P} v_0(w^*) - v_0(w^*) = 0$ by the continuity of $v_0(w)$ and the continuous mapping theorem. That is, the excess risk of EO is asymptotically 0.

Similarly, for IEO, note that $\hat{\theta}^{IEO} \xrightarrow{P} \theta^*$ where θ^* is defined in Assumption 4. Hence, we have that $R(\hat{w}^{IEO}) = R(w_{\hat{\theta}^{IEO}}) = v_0(w_{\hat{\theta}^{IEO}}) - v_0(w^*) \xrightarrow{P} v_0(w_{\theta^*}) - v_0(w^*)$ by the continuity of $v_0(w)$ and w_θ .

Similarly, for ETO, note that $\hat{\theta}^{ETO} \xrightarrow{P} \theta^{KL}$ where θ^{KL} is defined in Assumption 3. Hence, we have that $R(\hat{w}^{ETO}) = R(w_{\hat{\theta}^{ETO}}) = v_0(w_{\hat{\theta}^{ETO}}) - v_0(w^*) \xrightarrow{P} v_0(w_{\theta^{KL}}) - v_0(w^*)$ by the continuity of $v_0(w)$ and w_θ .

In the correctly specified case, it is easy to see that $\theta^* = \theta_0$ since θ_0 indeed minimizes $v_0(w_\theta)$ as $w^* = w_{\theta^*}$, and $\theta^{KL} = \theta_0$ since θ_0 indeed minimizes $KL(P_\theta, P)$. Thus the conclusion of the theorem holds. □

Proof of Theorem 2 Under the optimality conditions (Assumption 6), we have that

$$v_0(w) - v_0(w^*) = \frac{1}{2}(w - w^*)^\top \nabla_{ww} v_0(w^*)(w - w^*) + o(\|w - w^*\|^2) \quad (13)$$

where $\nabla_{ww} v_0(w^*)$ is the positive-definite Hessian of Z in Assumption 6. In particular, this equation holds for $w = \hat{w}^{ETO}$, \hat{w}^{EO} and \hat{w}^{IEO} (with o replaced by o_P). Similarly, as w_θ is a twice continuously differentiable function of θ , we have that under the optimality conditions (Assumption 6),

$$v_0(w_\theta) - v_0(w^*) = \frac{1}{2}(\theta - \theta_0)^\top \nabla_{\theta\theta} v_0(w_{\theta^*})(\theta - \theta_0) + o(\|\theta - \theta_0\|^2). \quad (14)$$

In particular, this equation holds for $\theta = \hat{\theta}^{ETO}$ and $\hat{\theta}^{IEO}$ (with o replaced by o_P).

Before going into the comparison of the three approaches, we point out two facts. First, note that by the implicit function theorem and Assumption 6, we have the following equality

$$\nabla_{\theta} w_{\theta} = -\nabla_{ww} v(w, \theta)^{-1} \nabla_{w\theta} v(w, \theta). \quad (15)$$

Second, we have that

$$\nabla_{\theta\theta} v_0(w_{\theta^*}) = \nabla_{\theta} w_{\theta^*}^{\top} \nabla_{ww} v_0(w^*) \nabla_{\theta} w_{\theta^*}. \quad (16)$$

In fact, note that

$$\begin{aligned} \nabla_{\theta\theta} v_0(w_{\theta})|_{\theta=\theta_0} &= \nabla_{\theta} (\nabla_w v_0(w_{\theta}) \nabla_{\theta} w_{\theta})|_{\theta=\theta_0} \\ &= \nabla_{\theta} w_{\theta}^{\top} \nabla_{ww} v_0(w_{\theta}) \nabla_{\theta} w_{\theta}|_{\theta=\theta_0} \\ &= \nabla_{\theta} w_{\theta^*}^{\top} \nabla_{ww} v_0(w^*) \nabla_{\theta} w_{\theta^*} \end{aligned}$$

where we have used the fact that $\nabla_w v_0(w_{\theta})|_{\theta=\theta_0} = \nabla_w v_0(w^*) = 0$ by the optimality conditions (Assumption 6). Here the second-order derivative is only taken with respect to θ in w_{θ} while the distribution P_{θ_0} is fixed; See the remark below Assumption 6. Another way to show (16) is to notice that both (13) and (14) hold for any θ close to θ_0 :

$$\begin{aligned} v_0(w_{\theta}) - v_0(w^*) &= \frac{1}{2}(\theta - \theta_0)^{\top} \nabla_{\theta\theta} v_0(w_{\theta^*})(\theta - \theta_0) + o(\|\theta - \theta_0\|^2) \\ &= \frac{1}{2}(w_{\theta} - w^*)^{\top} \nabla_{ww} v_0(w^*)(w_{\theta} - w^*) + o(\|w_{\theta} - w^*\|^2) \\ &= \frac{1}{2}(\theta - \theta_0)^{\top} \nabla_{\theta} w_{\theta^*}^{\top} \nabla_{ww} v_0(w^*) \nabla_{\theta} w_{\theta^*}(\theta - \theta_0) + o(\|\theta - \theta_0\|^2) \end{aligned}$$

which implies that

$$\nabla_{\theta\theta} v_0(w_{\theta^*}) = \nabla_{\theta} w_{\theta^*}^{\top} \nabla_{ww} v_0(w^*) \nabla_{\theta} w_{\theta^*}.$$

Step 1: We show that

$$\mathbb{G}^{ETO} \preceq_{st} \mathbb{G}^{IEO}.$$

To show this, we compare the performance of ETO and IEO at the level of θ and then leverage Equation (14). Note that ETO can be equivalently written as

$$\hat{w}^{ETO} = \min_{w \in \Omega} v(w, \hat{\theta}^{ETO}) = w_{\hat{\theta}^{ETO}}$$

using the oracle problem (2) by plugging in the MLE $\hat{\theta}^{ETO}$.

For ETO, Proposition 6 gives that

$$\sqrt{n}(\hat{\theta}^{ETO} - \theta_0) \xrightarrow{d} N(0, I_{\theta_0}^{-1}). \quad (17)$$

Plugging (17) into (14), we have

$$v_0(\hat{w}^{ETO}) - v_0(w^*) \xrightarrow{d} \frac{\mathbb{G}^{ETO}}{2n}$$

where $\mathbb{G}^{ETO} = \mathcal{N}_1^{ETO\top} \nabla_{\theta\theta} v_0(w_{\theta^*}) \mathcal{N}_1^{ETO}$ and

$$\mathcal{N}_1^{ETO} \sim N(0, I_{\theta_0}^{-1}) \quad (18)$$

For IEO, Proposition 7 gives that

$$\sqrt{n}(\hat{\theta}^{IEO} - \theta_0) \xrightarrow{d} N(0, \nabla_{\theta\theta} v_0(w_{\theta^*})^{-1} \text{Var}_P(\nabla_{\theta} c(w_{\theta^*}, z)) \nabla_{\theta\theta} v_0(w_{\theta^*})^{-1}). \quad (19)$$

Plugging (19) into (14), we have

$$v_0(\hat{w}^{IEO}) - v_0(w^*) \xrightarrow{d} \frac{\mathbb{G}^{IEO}}{2n}$$

where $\mathbb{G}^{IEO} = \mathcal{N}_1^{IEO\top} \nabla_{\theta\theta} v_0(w_{\theta^*}) \mathcal{N}_1^{IEO}$ and

$$\mathcal{N}_1^{IEO} \sim N(0, \nabla_{\theta\theta} v_0(w_{\theta^*})^{-1} \text{Var}_P(\nabla_{\theta} c(w_{\theta^*}, z)) \nabla_{\theta\theta} v_0(w_{\theta^*})^{-1}). \quad (20)$$

Comparing ETO (18) and IEO (20), note that the difference in the limiting distributions lies in

$$\nabla_{\theta\theta} v_0(w_{\theta^*})^{-1} \text{Var}_P(\nabla_{\theta} c(w_{\theta^*}, z)) \nabla_{\theta\theta} v_0(w_{\theta^*})^{-1}$$

vs $I_{\theta_0}^{-1}$. In this regard, we assert that

$$\nabla_{\theta\theta} v_0(w_{\theta^*})^{-1} \text{Var}_P(\nabla_{\theta} c(w_{\theta^*}, z)) \nabla_{\theta\theta} v_0(w_{\theta^*})^{-1} \geq I_{\theta_0}^{-1}. \quad (21)$$

In fact, this is a consequence of the Cramer-Rao bound (Cramér 1946, Rao 1945, Bickel and Doksum 2015). To see this, we consider a random vector $z \sim P_{\theta}$ and an estimator of the following form $\nabla_w c(w^*, z)$, which has the expectation $\mathbb{E}_{\theta}[\nabla_w c(w^*, z)]$. It follows from Assumption 5) that $\mathbb{E}_{\theta}[\nabla_w c(w^*, z)] = \nabla_w \mathbb{E}_{\theta}[c(w^*, z)] = \nabla_w v(w^*, \theta)$. Therefore we have that

$$\nabla_{\theta} \mathbb{E}_{\theta}[\nabla_w c(w^*, z)]|_{\theta=\theta_0} = \nabla_{\theta} \nabla_w v(w^*, \theta)|_{\theta=\theta_0} = \nabla_{\theta w} v(w^*, \theta_0).$$

Recall that $\theta_0 = \theta^*$ and $P = P_{\theta_0} = P_{\theta^*}$. Applying Cramer-Rao bound on the estimator $\nabla_w c(w^*, z)$ (assured by Assumptions 5), we have that

$$\text{Var}_P(\nabla_w c(w^*, z)) \geq \nabla_{w\theta} v_0(w^*, \theta_0) I_{\theta_0}^{-1} \nabla_{w\theta} v_0(w^*, \theta_0). \quad (22)$$

We notice that

$$\text{Var}_P(\nabla_{\theta} c(w_{\theta^*}, z)) = \text{Var}_P(\nabla_w c(w^*, z) \nabla_{\theta} w_{\theta^*}) = \nabla_{\theta} w_{\theta^*}^{\top} \text{Var}_P(\nabla_w c(w^*, z)) \nabla_{\theta} w_{\theta^*}$$

since $\nabla_{\theta} w_{\theta^*}$ is deterministic. So we have

$$Var_P\left(\nabla_{\theta} c(w_{\theta^*}, z)\right) \geq \nabla_{\theta} w_{\theta^*}^{\top} \nabla_{w\theta} v_0(w^*, \theta_0) I_{\theta_0}^{-1} \nabla_{\theta w} v_0(w^*, \theta_0) \nabla_{\theta} w_{\theta^*}.$$

Note that by (15) and (16), we have that

$$\nabla_{\theta} w_{\theta^*}^{\top} \nabla_{w\theta} v_0(w^*, \theta_0) = -\nabla_{\theta} w_{\theta^*}^{\top} \nabla_{ww} v_0(w^*) \nabla_{\theta} w_{\theta^*} = -\nabla_{\theta\theta} v_0(w_{\theta^*})$$

and thus

$$Var_P\left(\nabla_{\theta} c(w_{\theta^*}, z)\right) \geq \nabla_{ww} v_0(w_{\theta^*}) I_{\theta_0}^{-1} \nabla_{ww} v_0(w_{\theta^*})$$

which gives us (21).

Hence, Comparing ETO (18) and IEO (20) by using Lemma 1, we conclude that

$$\mathbb{G}^{ETO} \preceq_{st} \mathbb{G}^{IEO}.$$

Step 2: We show that

$$\mathbb{G}^{IEO} \preceq_{st} \mathbb{G}^{EO}.$$

To show this, we compare the performance of IEO and EO at the level of w and then leverage Equation (13). For IEO, we reuse the fact (19) to obtain, by the Delta method,

$$\sqrt{n}(\hat{w}^{IEO} - w^*) \xrightarrow{d} N(0, \nabla_{\theta} w_{\theta^*} \nabla_{\theta\theta} v_0(w_{\theta^*})^{-1} Var_P(\nabla_{\theta} c(w_{\theta^*}, z)) \nabla_{\theta\theta} v_0(w_{\theta^*})^{-1} \nabla_{\theta} w_{\theta^*}^{\top}). \quad (23)$$

We notice that

$$Var_P(\nabla_{\theta} c(w_{\theta^*}, z)) = Var_P(\nabla_w c(w^*, z) \nabla_{\theta} w_{\theta^*}) = \nabla_{\theta} w_{\theta^*}^{\top} Var_P(\nabla_w c(w^*, z)) \nabla_{\theta} w_{\theta^*}$$

since $\nabla_{\theta} w_{\theta^*}$ is deterministic. Hence, we have

$$\sqrt{n}(\hat{w}^{IEO} - w^*) \xrightarrow{d} N(0, \nabla_{\theta} w_{\theta^*} \nabla_{\theta\theta} v_0(w_{\theta^*})^{-1} \nabla_{\theta} w_{\theta^*}^{\top} Var_P(\nabla_w c(w^*, z)) \nabla_{\theta} w_{\theta^*} \nabla_{\theta\theta} v_0(w_{\theta^*})^{-1} \nabla_{\theta} w_{\theta^*}^{\top}). \quad (24)$$

Plugging (24) into (13), we have

$$v_0(\hat{w}^{IEO}) - v_0(w^*) \xrightarrow{d} \frac{\mathbb{G}^{IEO}}{2n}$$

where $\mathbb{G}^{IEO} = \mathcal{N}_2^{IEO\top} \nabla_{ww} v_0(w^*) \mathcal{N}_2^{IEO}$ (noting that \mathcal{N}_2^{IEO} is different from \mathcal{N}_1^{IEO}) and

$$\mathcal{N}_2^{IEO} \sim N(0, \nabla_{\theta} w_{\theta^*} \nabla_{\theta\theta} v_0(w_{\theta^*})^{-1} \nabla_{\theta} w_{\theta^*}^{\top} Var_P(\nabla_w c(w^*, z)) \nabla_{\theta} w_{\theta^*} \nabla_{\theta\theta} v_0(w_{\theta^*})^{-1} \nabla_{\theta} w_{\theta^*}^{\top}). \quad (25)$$

Now, for EO, Proposition 5 gives that

$$\sqrt{n}(\hat{w}^{EO} - w^*) \xrightarrow{d} N(0, \nabla_{ww} v_0(w^*)^{-1} Var_P(\nabla_w c(w^*, z)) \nabla_{ww} v_0(w^*)^{-1}). \quad (26)$$

Plugging (26) into (13), we have

$$v_0(\hat{w}^{EO}) - v_0(w^*) \xrightarrow{d} \frac{\mathbb{G}^{EO}}{2n}$$

where $\mathbb{G}^{EO} = \mathcal{N}^{EO\top} \nabla_{ww} v_0(w^*) \mathcal{N}^{EO}$ and

$$\mathcal{N}^{EO} \sim N(0, \nabla_{ww} v_0(w^*)^{-1} \text{Var}_P(\nabla_w c(w^*, z)) \nabla_{ww} v_0(w^*)^{-1}). \quad (27)$$

Comparing IEO (25) and EO (27), note that the difference in the limiting distributions lies in

$$\nabla_{\theta} w_{\theta^*} \nabla_{\theta\theta} v_0(w_{\theta^*})^{-1} \nabla_{\theta} w_{\theta^*}^{\top}$$

vs $\nabla_{ww} v_0(w^*)^{-1}$. In this regard, we will leverage the fact (16). Consider two situations:

a) Suppose that $\nabla_{\theta} w_{\theta^*}$ is invertible. Then we have

$$\begin{aligned} & \nabla_{\theta} w_{\theta^*} \nabla_{\theta\theta} v_0(w_{\theta^*})^{-1} \nabla_{\theta} w_{\theta^*}^{\top} \\ &= \nabla_{\theta} w_{\theta^*} \left(\nabla_{\theta} w_{\theta^*}^{\top} \nabla_{ww} v_0(w^*) \nabla_{\theta} w_{\theta^*} \right)^{-1} \nabla_{\theta} w_{\theta^*}^{\top} \quad \text{by (16)} \\ &= \nabla_{\theta} w_{\theta^*} (\nabla_{\theta} w_{\theta^*})^{-1} \nabla_{ww} v_0(w^*)^{-1} (\nabla_{\theta} w_{\theta^*})^{-1} \nabla_{\theta} w_{\theta^*}^{\top} \\ &= \nabla_{ww} v_0(w^*)^{-1} \end{aligned}$$

and thus

$$\mathbb{G}^{IEO} =_{st} \mathbb{G}^{EO}.$$

b) Suppose that $\nabla_{\theta} w_{\theta^*}$ is not invertible. Then we use Lemma 2 by setting $P = \nabla_{\theta} w_{\theta^*}$, $Q_1 = \nabla_{ww} v_0(w^*)$, and $Q_2 = \text{Var}_P(\nabla_w c(w^*, z))$ to obtain

$$\begin{aligned} & \nabla_{\theta} w_{\theta^*} \nabla_{\theta\theta} v_0(w_{\theta^*})^{-1} \nabla_{\theta} w_{\theta^*}^{\top} \text{Var}_P(\nabla_w c(w^*, z)) \nabla_{\theta} w_{\theta^*} \nabla_{\theta\theta} v_0(w_{\theta^*})^{-1} \nabla_{\theta} w_{\theta^*}^{\top} \\ & \leq \nabla_{ww} v_0(w^*)^{-1} \text{Var}_P(\nabla_w c(w^*, z)) \nabla_{ww} v_0(w^*)^{-1} \end{aligned}$$

as $\nabla_{\theta\theta} v_0(w_{\theta^*}) = \nabla_{\theta} w_{\theta^*}^{\top} \nabla_{ww} v_0(w^*) \nabla_{\theta} w_{\theta^*}$ by (16).

Hence, Comparing IEO (25) and EO (27) by using Lemma 1, we conclude that

$$\mathbb{G}^{IEO} \preceq_{st} \mathbb{G}^{EO}.$$

Step 3: We show that

$$\mathbb{G}^{ETO} \preceq_{st} \mathbb{G}^{EO}.$$

Although this step can be directly derived from Step 1 and Step 2, we provide an alternative self-contained proof here. To show this, we compare the performance of ETO and EO at the level

of w and then leverage Equation (13). For ETO, we reuse the fact (17) to obtain, by the Delta method,

$$\sqrt{n}(\hat{w}^{ETO} - w^*) \xrightarrow{d} N(0, \nabla_{\theta} w_{\theta^*} I_{\theta_0}^{-1} \nabla_{\theta} w_{\theta^*}^{\top}) \quad (28)$$

Thus, from (28) and (15), we have

$$\sqrt{n}(\hat{w}^{ETO} - w^*) \xrightarrow{d} N(0, \nabla_{ww} v_0(w^*)^{-1} \nabla_{w\theta} v(w^*, \theta_0) I_{\theta_0}^{-1} \nabla_{\theta w} v(w^*, \theta_0) \nabla_{ww} v_0(w^*)^{-1}). \quad (29)$$

Plugging (29) into (13), we have

$$v_0(\hat{w}^{ETO}) - v_0(w^*) \xrightarrow{d} \frac{\mathbb{G}^{ETO}}{2n}$$

where $\mathbb{G}^{ETO} = \mathcal{N}_2^{ETO\top} \nabla_{ww} v_0(w^*) \mathcal{N}_2^{ETO}$ and

$$\mathcal{N}_2^{ETO} \sim N(0, \nabla_{ww} v_0(w^*)^{-1} \nabla_{w\theta} v(w^*, \theta_0) I_{\theta_0}^{-1} \nabla_{\theta w} v(w^*, \theta_0) \nabla_{ww} v_0(w^*)^{-1}). \quad (30)$$

For EO, we reuse the fact (27). Comparing ETO (30) and EO (27), note that the difference in the limiting distributions lies in

$$\nabla_{w\theta} v(w^*, \theta_0) I_{\theta_0}^{-1} \nabla_{\theta w} v(w^*, \theta_0)$$

vs $\text{Var}_P(\nabla_w c(w^*, z))$. In this regard, we have shown the matrix inequality (22) and thus

$$\begin{aligned} & \nabla_{ww} v_0(w^*)^{-1} \text{Var}_P(\nabla_w c(w^*, z)) \nabla_{ww} v_0(w^*)^{-1} \\ & \geq \nabla_{ww} v_0(w^*)^{-1} \nabla_{w\theta} v(w^*, \theta_0) I_{\theta_0}^{-1} \nabla_{\theta w} v(w^*, \theta_0) \nabla_{ww} v_0(w^*)^{-1}. \end{aligned}$$

Hence, Comparing ETO (30) and EO (27) by using Lemma 1, we conclude that

$$\mathbb{G}^{ETO} \preceq_{st} \mathbb{G}^{EO}.$$

□

Proof of Lemma 1 Since Q_1, Q_2 are positive semi-definite matrices, their square roots $Q_1^{\frac{1}{2}}, Q_2^{\frac{1}{2}}$ exist and are also semi-positive definite. For $i = 1, 2$, we note that

$$Y_i \sim N(0, Q_i^{\frac{1}{2}} Q_i^{\frac{1}{2}}) \sim Q_i^{\frac{1}{2}} Z$$

where the random vector Z follows the standard multivariate Gaussian distribution $N(0, I)$. This implies that

$$X_i \stackrel{d}{=} Y_i^{\top} P Y_i \stackrel{d}{=} (Q_i^{\frac{1}{2}} Z)^{\top} P Q_i^{\frac{1}{2}} Z = Z^{\top} Q_i^{\frac{1}{2}} P Q_i^{\frac{1}{2}} Z$$

Next, we aim to show that

$$Q_1^{\frac{1}{2}} P Q_1^{\frac{1}{2}} \leq Q_2^{\frac{1}{2}} P Q_2^{\frac{1}{2}}. \quad (31)$$

First, without loss of generality, we can assume that P is a positive definite matrix. Otherwise, we consider the replacement $\tilde{P} = P + \alpha I$ ($\alpha > 0$) which is a positive definite matrix. If we have

$$Q_1^{\frac{1}{2}} \tilde{P} Q_1^{\frac{1}{2}} \leq Q_2^{\frac{1}{2}} \tilde{P} Q_2^{\frac{1}{2}},$$

then taking the limit $\alpha \rightarrow 0$, we obtain that

$$Q_1^{\frac{1}{2}} P Q_1^{\frac{1}{2}} \leq Q_2^{\frac{1}{2}} P Q_2^{\frac{1}{2}}$$

by the continuity of the quadratic form (i.e., $\lim_{\alpha \rightarrow 0} z^T Q_1^{\frac{1}{2}} \tilde{P} Q_1^{\frac{1}{2}} z = z^T Q_1^{\frac{1}{2}} P Q_1^{\frac{1}{2}} z$). Hence we only need to prove the result for any positive definite matrix P . Let $P^{\frac{1}{2}}$ be the square root of P which is also positive definite.

Second, without loss of generality, we can also assume that Q_1 and Q_2 are both positive definite matrices. Otherwise, we consider the replacement $\tilde{Q}_1 = Q_1 + \alpha I$ and $\tilde{Q}_2 = Q_2 + \alpha I$ (with the same $\alpha > 0$ so that $Q_1 \leq Q_2$ is equivalent to $\tilde{Q}_1 \leq \tilde{Q}_2$) which are both positive definite matrix. Suppose we have shown that

$$\tilde{Q}_1^{\frac{1}{2}} P \tilde{Q}_1^{\frac{1}{2}} \leq \tilde{Q}_2^{\frac{1}{2}} P \tilde{Q}_2^{\frac{1}{2}}. \quad (32)$$

Note that for any z ,

$$\|P^{\frac{1}{2}}(\tilde{Q}_1^{\frac{1}{2}} - Q_1^{\frac{1}{2}})z\|_2 \leq \|P^{\frac{1}{2}}\|_{op} \|\tilde{Q}_1^{\frac{1}{2}} - Q_1^{\frac{1}{2}}\|_{op} \|z\|_2 \leq C \|\tilde{Q}_1 - Q_1\|_{op}^{\frac{1}{2}} \|P^{\frac{1}{2}}\|_{op} \|z\|_2 = \sqrt{\alpha} C \|P^{\frac{1}{2}}\|_{op} \|z\|_2$$

since the matrix square root is $\frac{1}{2}$ -Hölder continuous on the space of positive semi-definite matrices.

Thus by the triangle inequality, we have that

$$\|P^{\frac{1}{2}} \tilde{Q}_1^{\frac{1}{2}} z\|_2 - \|P^{\frac{1}{2}} Q_1^{\frac{1}{2}} z\|_2 \leq \|P^{\frac{1}{2}}(\tilde{Q}_1^{\frac{1}{2}} - Q_1^{\frac{1}{2}})z\|_2 \leq \sqrt{\alpha} C \|P^{\frac{1}{2}}\|_{op} \|z\|_2 \rightarrow 0$$

as $\alpha \rightarrow 0$. So we obtain that

$$\lim_{\alpha \rightarrow 0} z^T \tilde{Q}_1^{\frac{1}{2}} P \tilde{Q}_1^{\frac{1}{2}} z = z^T Q_1^{\frac{1}{2}} P Q_1^{\frac{1}{2}} z$$

Taking the limit $\alpha \rightarrow 0$ on both sides of (32), we obtain that

$$Q_1^{\frac{1}{2}} P Q_1^{\frac{1}{2}} \leq Q_2^{\frac{1}{2}} P Q_2^{\frac{1}{2}}.$$

Hence we only need to prove the result for any positive definite matrices Q_1 and Q_2 (in which case $Q_1^{-\frac{1}{2}}$ and $Q_2^{-\frac{1}{2}}$ exist).

To show (31), we note that $Q_1 \leq Q_2$ implies that $Q_2^{-\frac{1}{2}} Q_1^{\frac{1}{2}} Q_1^{\frac{1}{2}} Q_2^{-\frac{1}{2}} \leq I$ so we have

$$\|Q_2^{-\frac{1}{2}} Q_1^{\frac{1}{2}} Q_1^{\frac{1}{2}} Q_2^{-\frac{1}{2}}\|_{op} \leq 1$$

where $\|\cdot\|_{op}$ is the operator norm of the matrix and thus $\|Q_2^{-\frac{1}{2}}Q_1^{\frac{1}{2}}\|_{op}^2 = \|Q_2^{-\frac{1}{2}}Q_1^{\frac{1}{2}}(Q_2^{-\frac{1}{2}}Q_1^{\frac{1}{2}})^\top\|_{op} \leq 1$. This shows that all eigenvalues of $Q_2^{-\frac{1}{2}}Q_1^{\frac{1}{2}}$ are less than 1. Since $P^{-\frac{1}{2}}Q_2^{-\frac{1}{2}}Q_1^{\frac{1}{2}}P^{\frac{1}{2}}$ is similar to $Q_2^{-\frac{1}{2}}Q_1^{\frac{1}{2}}$, all the eigenvalues of $P^{-\frac{1}{2}}Q_2^{-\frac{1}{2}}Q_1^{\frac{1}{2}}P^{\frac{1}{2}}$ are the same as $Q_2^{-\frac{1}{2}}Q_1^{\frac{1}{2}}$, all less than 1, which implies that

$$\|P^{-\frac{1}{2}}Q_2^{-\frac{1}{2}}Q_1^{\frac{1}{2}}P^{\frac{1}{2}}\|_{op} \leq 1.$$

Taking the transpose, we also have

$$\|P^{\frac{1}{2}}Q_1^{\frac{1}{2}}Q_2^{-\frac{1}{2}}P^{-\frac{1}{2}}\|_{op} \leq 1.$$

Hence we have

$$\|P^{-\frac{1}{2}}Q_2^{-\frac{1}{2}}Q_1^{\frac{1}{2}}P^{\frac{1}{2}}P^{\frac{1}{2}}Q_1^{\frac{1}{2}}Q_2^{-\frac{1}{2}}P^{-\frac{1}{2}}\|_{op} \leq \|P^{-\frac{1}{2}}Q_2^{-\frac{1}{2}}Q_1^{\frac{1}{2}}P^{\frac{1}{2}}\|_{op} \|P^{\frac{1}{2}}Q_1^{\frac{1}{2}}Q_2^{-\frac{1}{2}}P^{-\frac{1}{2}}\|_{op} \leq 1$$

which implies that

$$P^{-\frac{1}{2}}Q_2^{-\frac{1}{2}}Q_1^{\frac{1}{2}}P^{\frac{1}{2}}P^{\frac{1}{2}}Q_1^{\frac{1}{2}}Q_2^{-\frac{1}{2}}P^{-\frac{1}{2}} \leq I$$

and thus gives (31):

$$Q_1^{\frac{1}{2}}PQ_1^{\frac{1}{2}} \leq Q_2^{\frac{1}{2}}PQ_2^{\frac{1}{2}}.$$

Finally, we note that $z^\top Q_1^{\frac{1}{2}}PQ_1^{\frac{1}{2}}z \leq z^\top Q_2^{\frac{1}{2}}PQ_2^{\frac{1}{2}}z$ for any z since $Q_1^{\frac{1}{2}}PQ_1^{\frac{1}{2}} \leq Q_2^{\frac{1}{2}}PQ_2^{\frac{1}{2}}$. Therefore by Strassen's theorem (Proposition 1), we have that

$$X_1 \preceq_{st} X_2.$$

□

Proof of Lemma 2 Without loss of generality, we can assume that $Q_2 \in \mathcal{R}^{p \times p}$ is a positive definite matrix. Otherwise, we consider the replacement $\tilde{Q}_2 = Q_2 + \alpha I$ ($\alpha > 0$) which is a positive definite matrix. If we have

$$P(P^\top Q_1 P + \lambda I_q)^{-1} P^\top \tilde{Q}_2 P (P^\top Q_1 P + \lambda I_q)^{-1} P^\top \leq Q_1^{-1} \tilde{Q}_2 Q_1^{-1},$$

then taking the limit $\alpha \rightarrow 0$, we obtain that

$$P(P^\top Q_1 P + \lambda I_q)^{-1} P^\top Q_2 P (P^\top Q_1 P + \lambda I_q)^{-1} P^\top \leq Q_1^{-1} Q_2 Q_1^{-1}$$

by the continuity of the quadratic form. Hence we only need to prove the result for any positive definite matrix Q_2 .

Since Q_2 is a positive definite matrix, its square root $Q_2^{\frac{1}{2}}$ exists and is also positive definite. Note that the desired result is equivalent to

$$Q_2^{-\frac{1}{2}}Q_1P(P^\top Q_1P + \lambda I_q)^{-1}P^\top Q_2P(P^\top Q_1P + \lambda I_q)^{-1}P^\top Q_1Q_2^{-\frac{1}{2}} \leq I. \quad (33)$$

as both $Q_2^{-\frac{1}{2}}$ and Q_1 are invertible. Next, we claim that

$$\|Q_2^{-\frac{1}{2}}Q_1P(P^\top Q_1P + \lambda I_q)^{-1}P^\top Q_2^{\frac{1}{2}}\|_{op} \leq 1$$

where $\|\cdot\|_{op}$ is the operator norm of the matrix. In fact, we first notice that

$$\|(P^\top Q_1P + \lambda I_q)^{-1}P^\top Q_1P\|_{op} \leq 1,$$

which follows from the classical result in operator theory:

$$\|(P^\top Q_1P + \lambda I_q)^{-1}P^\top Q_1P\|_{op} \leq \|(x + \lambda)^{-1}x\|_\infty = 1$$

since $P^\top Q_1P$ is a positive semi-definite operator on the Hilbert space $L^2(\mathbb{R}^q)$ (Kadison and Ringrose 1986). It is known that $Q_1P(P^\top Q_1P + \lambda I_q)^{-1}P^\top$ and $(P^\top Q_1P + \lambda I_q)^{-1}P^\top Q_1P$ (by changing the order of the matrix multiplication) have the same set of eigenvalues except 0 so we also have

$$\|Q_1P(P^\top Q_1P + \lambda I_q)^{-1}P^\top\|_{op} \leq 1.$$

Note that $Q_1P(P^\top Q_1P + \lambda I_q)^{-1}P^\top$ and $Q_2^{-\frac{1}{2}}Q_1P(P^\top Q_1P + \lambda I_q)^{-1}P^\top Q_2^{\frac{1}{2}}$ are similar so all the eigenvalues of $Q_2^{-\frac{1}{2}}Q_1P(P^\top Q_1P + \lambda I_q)^{-1}P^\top Q_2^{\frac{1}{2}}$ are the same as $Q_1P(P^\top Q_1P + \lambda I_q)^{-1}P^\top$, all less than 1, which implies that

$$\|Q_2^{-\frac{1}{2}}Q_1P(P^\top Q_1P + \lambda I_q)^{-1}P^\top Q_2^{\frac{1}{2}}\|_{op} \leq 1.$$

Similarly, we have

$$\|Q_2^{\frac{1}{2}}P(P^\top Q_1P + \lambda I_q)^{-1}P^\top Q_1Q_2^{-\frac{1}{2}}\|_{op} \leq 1.$$

Therefore we obtain that

$$\begin{aligned} & \|Q_2^{-\frac{1}{2}}Q_1P(P^\top Q_1P + \lambda I_q)^{-1}P^\top Q_2P(P^\top Q_1P + \lambda I_q)^{-1}P^\top Q_1Q_2^{-\frac{1}{2}}\|_{op} \\ & \leq \|Q_2^{-\frac{1}{2}}Q_1P(P^\top Q_1P + \lambda I_q)^{-1}P^\top Q_2^{\frac{1}{2}}\|_{op} \|Q_2^{\frac{1}{2}}P(P^\top Q_1P + \lambda I_q)^{-1}P^\top Q_1Q_2^{-\frac{1}{2}}\|_{op} \\ & \leq 1 \end{aligned}$$

which implies that

$$Q_2^{-\frac{1}{2}}Q_1P(P^\top Q_1P + \lambda I_q)^{-1}P^\top Q_2P(P^\top Q_1P + \lambda I_q)^{-1}P^\top Q_1Q_2^{-\frac{1}{2}} \leq I.$$

Hence we conclude that

$$P(P^\top Q_1P + \lambda I_q)^{-1}P^\top Q_2P(P^\top Q_1P + \lambda I_q)^{-1}P^\top \leq Q_1^{-1}Q_2Q_1^{-1}.$$

□

Proof of Theorem 3 For EO, note that $\hat{w}^{EO} \xrightarrow{P} w^*$ by Assumption 2. Therefore, $R(\hat{w}^{EO}) = v_0(\hat{w}^{EO}) - v_0(w^*) \xrightarrow{P} v_0(w^*) - v_0(w^*) = 0$ by the continuity of $v_0(w)$ and the continuous mapping theorem. That is, the excess risk of EO is asymptotically 0.

Similarly, for IEO, note that $\hat{\theta}^{IEO} \xrightarrow{P} \theta^*$ where θ^* is defined in Assumption 4. Hence, we have that $R(\hat{w}^{IEO}) = R(w_{\hat{\theta}^{IEO}}) = v_0(w_{\hat{\theta}^{IEO}}) - v_0(w^*) \xrightarrow{P} v_0(w_{\theta^*}) - v_0(w^*)$ by the continuity of $v_0(w)$ and w_θ .

Similarly, for ETO, note that $\hat{\theta}^{ETO} \xrightarrow{P} \theta^{KL}$ where θ^{KL} is defined in Assumption 3. Hence, we have that $R(\hat{w}^{ETO}) = R(w_{\hat{\theta}^{ETO}}) = v_0(w_{\hat{\theta}^{ETO}}) - v_0(w^*) \xrightarrow{P} v_0(w_{\theta^{KL}}) - v_0(w^*)$ by the continuity of $v_0(w)$ and w_θ .

Comparing ETO and IEO, we must have $v_0(w_{\theta^{KL}}) \geq v_0(w_{\theta^*})$ by the definition of θ^* in Assumption 4. Thus the conclusion of the theorem holds. \square

9.2. Proofs of the results in Section 5

Proof of Theorem 4 The proof is similar to Theorem 1. \square

Proof of Theorem 5 In the following proof, we always write $\bar{v}(w, \theta) = v(w, \theta) + \sum_{j \in J} \alpha_j(\theta) g_j(w)$ as a function of (w, θ) , and $\bar{v}_0(w) = v_0(w) + \sum_{j \in J} \alpha_j^* g_j(w)$ as a function of w . Note that

$$g_j(w) - g_j(w^*) = \nabla_w g_j(w^*)(w - w^*) + \frac{1}{2}(w - w^*)^\top \nabla_{ww} g_j(w^*)(w - w^*) + o(\|w - w^*\|^2)$$

or

$$-\nabla_w g_j(w^*)(w - w^*) = \frac{1}{2}(w - w^*)^\top \nabla_{ww} g_j(w^*)(w - w^*) + (g_j(w^*) - g_j(w)) + o(\|w - w^*\|^2)$$

Under the optimality conditions (Assumption 10), we have that

$$\begin{aligned} & v_0(w) - v_0(w^*) \\ &= \nabla_w v_0(w^*)(w - w^*) + \frac{1}{2}(w - w^*)^\top \nabla_{ww} v_0(w^*)(w - w^*) + o(\|w - w^*\|^2) \\ &= - \left(\sum_{j \in J} \alpha_j^* \nabla_w g_j(w^*) \right) (w - w^*) + \frac{1}{2}(w - w^*)^\top \nabla_{ww} v_0(w^*)(w - w^*) + o(\|w - w^*\|^2) \\ &= \sum_{j \in J} \alpha_j^* \left(\frac{1}{2}(w - w^*)^\top \nabla_{ww} g_j(w^*)(w - w^*) + (g_j(w^*) - g_j(w)) \right) \\ &\quad + \frac{1}{2}(w - w^*)^\top \nabla_{ww} v_0(w^*)(w - w^*) + o(\|w - w^*\|^2) \\ &= \frac{1}{2}(w - w^*)^\top \nabla_{ww} \bar{v}_0(w^*)(w - w^*) + \sum_{j \in J} \alpha_j^* (g_j(w^*) - g_j(w)) + o(\|w - w^*\|^2). \end{aligned} \tag{34}$$

In particular, this equation holds for $w = \hat{w}^{ETO}$, \hat{w}^{EO} and \hat{w}^{IEO} (with o replaced by o_P). Similarly, as w_θ is a twice continuously differentiable function of θ , we have that under the optimality conditions (Assumption 10),

$$v_0(w_\theta) - v_0(w^*) = \frac{1}{2}(\theta - \theta_0)^\top \nabla_{\theta\theta} v_0(w_{\theta^*})(\theta - \theta_0) + o(\|\theta - \theta_0\|^2). \tag{35}$$

In particular, this equation holds for $\theta = \hat{\theta}^{ETO}$ and $\hat{\theta}^{IEO}$ (with o replaced by o_P).

Before going into the comparison of the three approaches, we point out several facts.

Claim 1. We claim that

$$\alpha_j^*(g_j(w^*) - g_j(w)) = 0, \quad \forall j \in J,$$

$$\text{and thus} \quad \sum_{j \in J} \alpha_j^*(g_j(w^*) - g_j(w)) = 0$$

with high probability converging to 1 for $w = \hat{w}^{ETO}, \hat{w}^{EO}, \hat{w}^{IEO}$ and for any random sequence w_{θ_n} as long as $\theta_n \xrightarrow{P} \theta_0$. We pinpoint that the above claim implies a *strict equality* with high probability, which is stronger than convergence to 0 in probability.

To see this, we first consider \hat{w}^{EO} . Note that for an index j such that $\alpha_j^* \neq 0$, we have that the corresponding $g_j(w^*) = 0$ by the KKT conditions in Assumption 10, and $\hat{\alpha}_j^{EO} \neq 0$ with high probability converging to 1 since $\hat{\alpha}_j^{EO} \xrightarrow{P} \alpha_j^*$ by Assumption 11. Note that $\hat{\alpha}_j^{EO} \neq 0$ implies that the corresponding $g_j(\hat{w}^{EO}) = 0$ by the KKT conditions in Assumption 10. Therefore we have that $\alpha_j^*(g_j(w^*) - g_j(\hat{w}^{EO})) = 0$ with high probability converging to 1. For an index j such that $\alpha_j^* = 0$, $\alpha_j^*(g_j(w^*) - g_j(\hat{w}^{EO})) = 0$ naturally holds. Therefore we conclude that

$$\alpha_j^*(g_j(w^*) - g_j(\hat{w}^{EO})) = 0, \quad \forall j \in J$$

with high probability converging to 1.

We can similarly prove this result for any random sequence $w = w_{\theta_n}$ as long as $\theta_n \xrightarrow{P} \theta_0$, which obviously includes \hat{w}^{ETO} and \hat{w}^{IEO} . It is sufficient to notice that by the continuity of $\alpha(\theta)$ with respect to θ , we have that $\alpha(\theta_n) \xrightarrow{P} \alpha_j^*$ as $\theta_n \xrightarrow{P} \theta_0$, $\hat{\alpha}_j^{ETO} = \alpha(\hat{\theta}^{ETO}) \xrightarrow{P} \alpha_j^*$ as $\hat{\theta}^{ETO} \xrightarrow{P} \theta_0$, and $\hat{\alpha}_j^{IEO} = \alpha(\hat{\theta}^{IEO}) \xrightarrow{P} \alpha_j^*$ as $\hat{\theta}^{IEO} \xrightarrow{P} \theta_0$.

We discuss the implication of this claim. For $w = \hat{w}^{ETO}, \hat{w}^{EO}$ and \hat{w}^{IEO} , with probability p_n (where $p_n \rightarrow 1$), we have by (34),

$$v_0(w) - v_0(w^*) = \frac{1}{2}(w - w^*)^\top \nabla_{ww} \bar{v}_0(w^*)(w - w^*) + o_P(\|w - w^*\|^2). \quad (36)$$

By the law of total probability,

$$\begin{aligned} & \mathbb{P}(v_0(w) - v_0(w^*) \leq \frac{x}{n}) \\ &= (1 - p_n) \mathbb{P}\left(v_0(w) - v_0(w^*) \leq \frac{x}{n} \mid \sum_{j \in J} \alpha_j^*(g_j(w^*) - g_j(w)) \neq 0\right) \\ & \quad + \mathbb{P}\left(v_0(w) - v_0(w^*) - \sum_{j \in J} \alpha_j^*(g_j(w^*) - g_j(w)) \leq \frac{x}{n}, \sum_{j \in J} \alpha_j^*(g_j(w^*) - g_j(w)) = 0\right) \\ & \rightarrow \text{the limit of } \mathbb{P}\left(\frac{1}{2}(w - w^*)^\top \nabla_{ww} \bar{v}_0(w^*)(w - w^*) + o_P(\|w - w^*\|^2) \leq \frac{x}{n}\right) \end{aligned}$$

as $n \rightarrow \infty$ for any $x \in \mathbb{R}$ where we have use the fact that $\mathbb{P}(A_n \cap B_n) = \mathbb{P}(A_n) + \mathbb{P}(B_n) - \mathbb{P}(A_n \cup B_n) \rightarrow \mathbb{P}(A)$ if $\mathbb{P}(B_n) \rightarrow 1$ and $\mathbb{P}(A_n) \rightarrow \mathbb{P}(A)$. Therefore, to obtain the limiting distribution of $v_0(w) - v_0(w^*)$, we only need to study the limiting distribution of (36).

Claim 2. We claim that there exists a $\varepsilon > 0$ such that

$$\alpha_j^*(g_j(w^*) - g_j(w_\theta)) = 0, \quad \forall j \in J \quad (37)$$

for any $\theta \in \{\theta \in \Theta : \|\theta - \theta_0\| \leq \varepsilon\}$. The proof is similar to the proof of our previous claim by using the continuity of $\alpha(\theta)$ and the KKT conditions.

Claim 3. We claim that

$$\alpha_j^* \nabla_\theta g_j(w_{\theta^*}) = \alpha_j^* \nabla_w g_j(w^*) \nabla_\theta w_{\theta^*} = 0, \quad \forall j \in J \quad (38)$$

$$\alpha_j^* \nabla_{\theta\theta} g_j(w_{\theta^*}) = 0, \quad \forall j \in J. \quad (39)$$

The above equalities follow from (37) because (37) holds for any $\theta \in \{\theta \in \Theta : \|\theta - \theta_0\| \leq \varepsilon\}$ implying that $\nabla_\theta \alpha_j^*(g_j(w^*) - g_j(w_\theta))|_{\theta=\theta_0} = 0$ and $\nabla_{\theta\theta} \alpha_j^*(g_j(w^*) - g_j(w_\theta))|_{\theta=\theta_0} = 0$ for all $j \in J$. In addition, plugging (37) into (34), we also have

$$v_0(w_\theta) - v_0(w^*) = \frac{1}{2}(w_\theta - w^*)^\top \nabla_{ww} \bar{v}_0(w^*)(w_\theta - w^*) + o(\|w_\theta - w^*\|^2) \quad (40)$$

for any $\theta \in \{\theta \in \Theta : \|\theta - \theta_0\| \leq \varepsilon\}$.

Claim 4. Note that by the implicit function theorem and Assumption 10, we have

$$\nabla_\theta w_\theta = -\nabla_{ww} \bar{v}(w, \theta)^{-1} \nabla_{w\theta} \bar{v}(w, \theta). \quad (41)$$

Claim 5. We have that

$$\nabla_{\theta\theta} v_0(w_{\theta^*}) = \nabla_\theta w_{\theta^*}^\top \nabla_{ww} \bar{v}_0(w^*) \nabla_\theta w_{\theta^*}. \quad (42)$$

In fact, we have that

$$\begin{aligned} & \nabla_{\theta\theta} v_0(w_\theta)|_{\theta=\theta_0} \\ &= \nabla_\theta (\nabla_w v_0(w_\theta) \nabla_\theta w_\theta)|_{\theta=\theta_0} \\ &= \nabla_\theta w_\theta^\top \nabla_{ww} v_0(w_\theta) \nabla_\theta w_\theta|_{\theta=\theta_0} + \nabla_w v_0(w_\theta) \nabla_\theta (\nabla_\theta w_\theta)|_{\theta=\theta_0} \\ &= \nabla_\theta w_{\theta^*}^\top \nabla_{ww} v_0(w^*) \nabla_\theta w_{\theta^*} - \sum_{j \in J} \alpha_j^* \nabla_w g_j(w_\theta) \nabla_\theta (\nabla_\theta w_\theta)|_{\theta=\theta_0} \quad \text{by Assumption 10} \\ &= \nabla_\theta w_{\theta^*}^\top \nabla_{ww} v_0(w^*) \nabla_\theta w_{\theta^*} + \sum_{j \in J} \alpha_j^* \nabla_\theta w_\theta^\top \nabla_{ww} g_j(w_\theta) \nabla_\theta w_\theta|_{\theta=\theta_0} \quad \text{by (39)} \\ &= \nabla_\theta w_{\theta^*}^\top \nabla_{ww} \bar{v}_0(w^*) \nabla_\theta w_{\theta^*}. \end{aligned}$$

Another way to show (42) is to notice that both (40) and (35) hold for any θ close to θ_0 :

$$\begin{aligned} v_0(w_\theta) - v_0(w^*) &= \frac{1}{2}(\theta - \theta_0)^\top \nabla_{\theta\theta} v_0(w_{\theta^*})(\theta - \theta_0) + o(\|\theta - \theta_0\|^2) \\ &= \frac{1}{2}(w_\theta - w^*)^\top \nabla_{ww} \bar{v}_0(w^*)(w_\theta - w^*) + o(\|w_\theta - w^*\|^2) \\ &= \frac{1}{2}(\theta - \theta_0)^\top \nabla_\theta w_{\theta^*}^\top \nabla_{ww} \bar{v}_0(w^*) \nabla_\theta w_{\theta^*}(\theta - \theta_0) + o(\|\theta - \theta_0\|^2) \end{aligned}$$

which implies that

$$\nabla_{\theta\theta} v_0(w_{\theta^*}) = \nabla_\theta w_{\theta^*}^\top \nabla_{ww} \bar{v}_0(w^*) \nabla_\theta w_{\theta^*}.$$

Claim 6. We claim that

$$\Phi \nabla_\theta w_{\theta^*} = \nabla_\theta w_{\theta^*} \quad (43)$$

where Φ is given in Proposition 8. In fact, for any $j \in B$ (the set of active constraints), we have that $\alpha_j^* > 0$ by the LICQ in Assumption 10 (since LICQ implies strict complementary slackness (Hiriart-Urruty and Lemaréchal 2013, Duchi and Ruan 2021)) and thus it follows from (38) that

$$\nabla_w g_j(w^*) \nabla_\theta w_{\theta^*} = 0, \quad \forall j \in B.$$

Hence, we have $A \nabla_\theta w_{\theta^*} = 0$ and

$$\Phi \nabla_\theta w_{\theta^*} = (I - A^T (A A^T)^{-1} A) \nabla_\theta w_{\theta^*} = \nabla_\theta w_{\theta^*}.$$

Claim 7. We claim that

$$\Phi \nabla_{ww} \bar{v}_0(w^*) \Phi \geq 0. \quad (44)$$

In fact, for any $w \in \mathbb{R}^p$,

$$A \Phi w = A(I - A^T (A A^T)^{-1} A) w = A w - A w = 0$$

which implies that $\Phi w \in \mathcal{T}(w^*)$. Hence by the second-order optimality conditions in Assumption (10), $w^\top \Phi \nabla_{ww} \bar{v}_0(w^*) \Phi w \geq 0$.

Step 1: We show that

$$\mathbb{G}^{ETO} \preceq_{st} \mathbb{G}^{IEO}.$$

To show this, we compare the performance of ETO and IEO at the level of θ and then leverage Equation (14). Note that ETO can be equivalently written as

$$\hat{w}^{ETO} = \min_{w \in \Omega} v(w, \hat{\theta}^{ETO}) = w_{\hat{\theta}^{ETO}}$$

using the oracle problem (2) by plugging in the MLE $\hat{\theta}^{ETO}$.

For ETO, Proposition 6 gives that

$$\sqrt{n}(\hat{\theta}^{ETO} - \theta_0) \xrightarrow{d} N(0, I_{\theta_0}^{-1}). \quad (45)$$

Plugging (45) into (35), we have

$$v_0(\hat{w}^{ETO}) - v_0(w^*) \xrightarrow{d} \frac{\mathbb{G}^{ETO}}{2n}$$

where $\mathbb{G}^{ETO} = \mathcal{N}_1^{ETO\top} \nabla_{\theta\theta} v_0(w_{\theta^*}) \mathcal{N}_1^{ETO}$ and

$$\mathcal{N}_1^{ETO} \sim N(0, I_{\theta_0}^{-1}) \quad (46)$$

For IEO, Proposition 7 gives that

$$\sqrt{n}(\hat{\theta}^{IEO} - \theta_0) \xrightarrow{d} N(0, \nabla_{\theta\theta} v_0(w_{\theta^*})^{-1} \text{Var}_P(\nabla_{\theta} c(w_{\theta^*}, z)) \nabla_{\theta\theta} v_0(w_{\theta^*})^{-1}). \quad (47)$$

Plugging (47) into (35), we have

$$v_0(\hat{w}^{IEO}) - v_0(w^*) \xrightarrow{d} \frac{\mathbb{G}^{IEO}}{2n}$$

where $\mathbb{G}^{IEO} = \mathcal{N}_1^{IEO\top} \nabla_{\theta\theta} v_0(w_{\theta^*}) \mathcal{N}_1^{IEO}$ and

$$\mathcal{N}_1^{IEO} \sim N(0, \nabla_{\theta\theta} v_0(w_{\theta^*})^{-1} \text{Var}_P(\nabla_{\theta} c(w_{\theta^*}, z)) \nabla_{\theta\theta} v_0(w_{\theta^*})^{-1}). \quad (48)$$

Comparing ETO (46) and IEO (48), note that the difference in the limiting distributions lies in

$$\nabla_{\theta\theta} v_0(w_{\theta^*})^{-1} \text{Var}_P(\nabla_{\theta} c(w_{\theta^*}, z)) \nabla_{\theta\theta} v_0(w_{\theta^*})^{-1}$$

vs $I_{\theta_0}^{-1}$. In this regard, We assert that

$$\nabla_{\theta\theta} v_0(w_{\theta^*})^{-1} \text{Var}_P(\nabla_{\theta} c(w_{\theta^*}, z)) \nabla_{\theta\theta} v_0(w_{\theta^*})^{-1} \geq I_{\theta_0}^{-1}. \quad (49)$$

In fact, this is a consequence of the Cramer-Rao bound. To see this, we consider a random vector $z \sim P_{\theta}$ and an estimator of the following form $\nabla_w c(w^*, z)$, which has the expectation $\mathbb{E}_{\theta}[\nabla_w c(w^*, z)]$. It follows from Assumption 5 that $\mathbb{E}_{\theta}[\nabla_w c(w^*, z)] = \nabla_w \mathbb{E}_{\theta}[c(w^*, z)] = \nabla_w v(w^*, \theta)$. Therefore we have that

$$\nabla_{\theta} \mathbb{E}_{\theta}[\nabla_w c(w^*, z)]|_{\theta=\theta_0} = \nabla_{\theta} \nabla_w v(w^*, \theta)|_{\theta=\theta_0} = \nabla_{\theta w} v(w^*, \theta_0).$$

Applying Cramer-Rao bound on the estimator $\nabla_w c(w^*, z)$ (assured by Assumptions 5), we have that

$$\text{Var}_P(\nabla_w c(w^*, z)) \geq \nabla_{w\theta} v_0(w^*, \theta_0) I_{\theta_0}^{-1} \nabla_{w\theta} v_0(w^*, \theta_0). \quad (50)$$

We notice that

$$\text{Var}_P(\nabla_\theta c(w_{\theta^*}, z)) = \text{Var}_P(\nabla_w c(w^*, z) \nabla_\theta w_{\theta^*}) = \nabla_\theta w_{\theta^*}^\top \text{Var}_P(\nabla_w c(w^*, z)) \nabla_\theta w_{\theta^*}$$

since $\nabla_\theta w_{\theta^*}$ is deterministic. So we have

$$\text{Var}_P(\nabla_\theta c(w_{\theta^*}, z)) \geq \nabla_\theta w_{\theta^*}^\top \nabla_{w\theta} v_0(w^*, \theta_0) I_{\theta_0}^{-1} \nabla_{w\theta} v_0(w^*, \theta_0) \nabla_\theta w_{\theta^*}.$$

Note that

$$\begin{aligned} \nabla_\theta w_{\theta^*}^\top \nabla_{w\theta} v_0(w^*, \theta_0) &= \nabla_\theta w_{\theta^*}^\top \left(\nabla_{w\theta} \bar{v}_0(w^*, \theta_0) - \sum_{j \in J} \alpha_j^* \nabla_w g_j(w^*) \nabla_\theta w_{\theta^*} \right) \\ &= \nabla_\theta w_{\theta^*}^\top \nabla_{w\theta} \bar{v}_0(w^*, \theta_0) \quad \text{by (38)} \\ &= -\nabla_\theta w_{\theta^*}^\top \nabla_{ww} \bar{v}_0(w^*) \nabla_\theta w_{\theta^*} \quad \text{by (41)} \\ &= -\nabla_{\theta\theta} v_0(w_{\theta^*}) \quad \text{by (42)} \end{aligned}$$

and thus

$$\text{Var}_P(\nabla_\theta c(w_{\theta^*}, z)) \geq \nabla_{ww} v_0(w_{\theta^*}) I_{\theta_0}^{-1} \nabla_{ww} v_0(w_{\theta^*})$$

which gives us (49).

Hence, Comparing ETO (46) and IEO (48) by using Lemma 1, we conclude that

$$\mathbb{G}^{ETO} \preceq_{st} \mathbb{G}^{IEO}.$$

Step 2: We show that

$$\mathbb{G}^{IEO} \preceq_{st} \mathbb{G}^{EO}.$$

To show this, we compare the performance of IEO and EO at the level of w and then leverage Equation (36). For IEO, we reuse the fact (47) to obtain, by the Delta method,

$$\sqrt{n}(\hat{w}^{IEO} - w^*) \xrightarrow{d} N(0, \nabla_\theta w_{\theta^*} \nabla_{\theta\theta} v_0(w_{\theta^*})^{-1} \text{Var}_P(\nabla_\theta c(w_{\theta^*}, z)) \nabla_{\theta\theta} v_0(w_{\theta^*})^{-1} \nabla_\theta w_{\theta^*}^\top). \quad (51)$$

Next we notice that

$$\text{Var}_P(\nabla_\theta c(w_{\theta^*}, z)) = \text{Var}_P(\nabla_w c(w^*, z) \nabla_\theta w_{\theta^*}) = \nabla_\theta w_{\theta^*}^\top \text{Var}_P(\nabla_w c(w^*, z)) \nabla_\theta w_{\theta^*}$$

since $\nabla_\theta w_{\theta^*}$ is deterministic.

Hence, we have

$$\sqrt{n}(\hat{w}^{IEO} - w^*) \xrightarrow{d} N(0, \nabla_\theta w_{\theta^*} \nabla_{\theta\theta} v_0(w_{\theta^*})^{-1} \nabla_\theta w_{\theta^*}^\top \text{Var}_P(\nabla_w c(w^*, z)) \nabla_\theta w_{\theta^*} \nabla_{\theta\theta} v_0(w_{\theta^*})^{-1} \nabla_\theta w_{\theta^*}^\top).$$

which is equivalent to

$$\sqrt{n}(\hat{w}^{IEO} - w^*) \xrightarrow{d} N(0, \Phi \nabla_{\theta} w_{\theta^*} \nabla_{\theta\theta} v_0(w_{\theta^*})^{-1} \nabla_{\theta} w_{\theta^*}^{\top} \Phi \text{Var}_P(\nabla_w c(w^*, z)) \Phi \nabla_{\theta} w_{\theta^*} \nabla_{\theta\theta} v_0(w_{\theta^*})^{-1} \nabla_{\theta} w_{\theta^*}^{\top} \Phi). \quad (52)$$

Plugging (52) into (36), we have

$$v_0(\hat{w}^{IEO}) - v_0(w^*) \xrightarrow{d} \frac{\mathbb{G}^{IEO}}{2n}$$

where $\mathbb{G}^{IEO} = \mathcal{N}_2^{IEO\top} \Phi \nabla_{ww} \bar{v}_0(w^*) \Phi \mathcal{N}_2^{IEO}$ and

$$\mathcal{N}_2^{IEO} \sim N(0, \nabla_{\theta} w_{\theta^*} \nabla_{\theta\theta} v_0(w_{\theta^*})^{-1} \nabla_{\theta} w_{\theta^*}^{\top} \Phi \text{Var}_P(\nabla_w c(w^*, z)) \Phi \nabla_{\theta} w_{\theta^*} \nabla_{\theta\theta} v_0(w_{\theta^*})^{-1} \nabla_{\theta} w_{\theta^*}^{\top} \Phi). \quad (53)$$

Note that we use $\Phi \nabla_{ww} \bar{v}_0(w^*) \Phi$ instead of $\nabla_{ww} \bar{v}_0(w^*)$ in the formula of \mathbb{G}^{IEO} since $\Phi \nabla_{ww} \bar{v}_0(w^*) \Phi \geq 0$ by (44), which then can be applied in Lemma 1. However, $\nabla_{ww} \bar{v}_0(w^*)$ may not be positive definite and cannot be used in Lemma 1.

Now, for EO, Proposition 8 gives that

$$\sqrt{n}(\hat{w}^{EO} - w^*) \xrightarrow{d} N(0, \Phi \nabla_{ww} \bar{v}_0(w^*)^{-1} \Phi \text{Var}_P(\nabla_w c(w^*, z)) \Phi \nabla_{ww} \bar{v}_0(w^*)^{-1} \Phi). \quad (54)$$

Plugging (54) into (36), we have

$$v_0(\hat{w}^{EO}) - v_0(w^*) \xrightarrow{d} \frac{\mathbb{G}^{EO}}{2n}$$

where $\mathbb{G}^{EO} = \mathcal{N}^{EO\top} \Phi \nabla_{ww} \bar{v}_0(w^*) \Phi \mathcal{N}^{EO}$ and

$$\mathcal{N}^{EO} \sim N(0, \nabla_{ww} \bar{v}_0(w^*)^{-1} \Phi \text{Var}_P(\nabla_w c(w^*, z)) \Phi \nabla_{ww} \bar{v}_0(w^*)^{-1}). \quad (55)$$

Comparing IEO (53) and EO (55), note that the difference in the limiting distributions lies in

$$\nabla_{\theta} w_{\theta^*} \nabla_{\theta\theta} v_0(w_{\theta^*})^{-1} \nabla_{\theta} w_{\theta^*}^{\top}$$

vs $\nabla_{ww} \bar{v}_0(w^*)^{-1}$. In this regard, we will leverage the facts (42) and (43). Consider two situations:

a) Suppose that $\Phi \nabla_{\theta} w_{\theta^*}$ is invertible. Then we have

$$\begin{aligned} & \nabla_{\theta} w_{\theta^*} \nabla_{\theta\theta} v_0(w_{\theta^*})^{-1} \nabla_{\theta} w_{\theta^*}^{\top} \\ &= \nabla_{\theta} w_{\theta^*} \left(\nabla_{\theta} w_{\theta^*}^{\top} \nabla_{ww} \bar{v}_0(w^*) \nabla_{\theta} w_{\theta^*} \right)^{-1} \nabla_{\theta} w_{\theta^*}^{\top} \quad \text{by (42)} \\ &= \Phi \nabla_{\theta} w_{\theta^*} \left(\nabla_{\theta} w_{\theta^*}^{\top} \Phi \nabla_{ww} \bar{v}_0(w^*) \Phi \nabla_{\theta} w_{\theta^*} \right)^{-1} \nabla_{\theta} w_{\theta^*}^{\top} \Phi \quad \text{by (43)} \\ &= \Phi \nabla_{\theta} w_{\theta^*} (\Phi \nabla_{\theta} w_{\theta^*})^{-1} \nabla_{ww} \bar{v}_0(w^*)^{-1} (\nabla_{\theta} w_{\theta^*}^{\top} \Phi)^{-1} \nabla_{\theta} w_{\theta^*}^{\top} \Phi \\ &= \nabla_{ww} \bar{v}_0(w^*)^{-1} \end{aligned}$$

and thus

$$\mathbb{G}^{IEO} =_{st} \mathbb{G}^{EO}.$$

b) Suppose that $\nabla_{\theta} w_{\theta^*}$ is not invertible. Then we use Lemma 2 by setting $P = \nabla_{\theta} w_{\theta^*}$, $Q_1 = \nabla_{ww} \bar{v}_0(w^*)$ (Q_1 is invertible by Assumption 10 and $P^\top Q_1 P$ is positive-definite by (42)), and $Q_2 = \Phi \text{Var}_P(\nabla_w c(w^*, z)) \Phi \geq 0$ to obtain

$$\begin{aligned} & \nabla_{\theta} w_{\theta^*} \nabla_{\theta\theta} v_0(w_{\theta^*})^{-1} \nabla_{\theta} w_{\theta^*}^\top \Phi \text{Var}_P(\nabla_w c(w^*, z)) \Phi \nabla_{\theta} w_{\theta^*} \nabla_{\theta\theta} v_0(w_{\theta^*})^{-1} \nabla_{\theta} w_{\theta^*}^\top \\ & \leq \nabla_{ww} \bar{v}_0(w^*)^{-1} \Phi \text{Var}_P(\nabla_w c(w^*, z)) \Phi \nabla_{ww} \bar{v}_0(w^*)^{-1} \end{aligned}$$

as $\nabla_{\theta\theta} v_0(w_{\theta^*}) = \nabla_{\theta} w_{\theta^*}^\top \nabla_{ww} \bar{v}_0(w^*) \nabla_{\theta} w_{\theta^*}$ by (42).

Hence, Comparing IEO (53) and EO (55) by using Lemma 1, we conclude that

$$\mathbb{G}^{IEO} \preceq_{st} \mathbb{G}^{EO}.$$

□

Proof of Theorem 6 The proof is similar to Theorem 3. □

9.3. Proofs of the results in Section 6

Proof of Theorem 7 For IEO, note that $\hat{\theta}^{IEO} \xrightarrow{P} \theta^*$ by Assumption 13. Hence, we have that $R(\hat{w}^{IEO}) = R(w_{\hat{\theta}^{IEO}}) = v_0(w_{\hat{\theta}^{IEO}}) - v_0(w^*) \xrightarrow{P} v_0(w_{\theta^*}) - v_0(w^*)$ by the continuity of $v_0(w_\theta)$ and the continuous mapping theorem.

Similarly, for ETO, we have $\hat{\theta}^{ETO} \xrightarrow{P} \theta^{KL}$ where θ^{KL} is defined in Assumption 12. Hence, we have that $R(\hat{w}^{ETO}) = R(w_{\hat{\theta}^{ETO}}) = v_0(w_{\hat{\theta}^{ETO}}) - v_0(w^*) \xrightarrow{P} v_0(w_{\theta^{KL}}) - v_0(w^*)$ by the continuity of $v_0(w_\theta)$.

In the correctly specified case, it is easy to see that $\theta^* = \theta_0$ since θ_0 indeed minimizes $v_0(w_\theta)$ as $w^* = w_{\theta^*}$, and $\theta^{KL} = \theta_0$ since θ_0 indeed minimizes $\mathbb{E}_{P(x)}[KL(P(z|x), P_\theta(z|x))]$. Thus the conclusion of the theorem holds. □

Proof of Theorem 8 In the following proof, we always write

$$\begin{aligned} \bar{v}(w(x), \theta|x) &= v(w(x), \theta|x) + \sum_{j \in J} \alpha_j(\theta, x) g_j(w(x)), \\ \bar{v}_0(w(x)|x) &= v_0(w(x)) + \sum_{j \in J} \alpha_j^*(x) g_j(w(x)). \end{aligned}$$

Under the optimality conditions (Assumption 16), we have that

$$v_0(w_\theta) - v_0(w^*) = \frac{1}{2}(\theta - \theta_0)^\top \nabla_{\theta\theta} v_0(w_{\theta^*})(\theta - \theta_0) + o(\|\theta - \theta_0\|^2). \quad (56)$$

In particular, this equation holds for $\theta = \hat{\theta}^{ETO}$ and $\hat{\theta}^{IEO}$ (with o replaced by o_P).

Before going into the comparison of the two approaches, we point out several facts.

Claim 1. We claim that for any $x \in \mathcal{X}$, there exists a $\varepsilon(x) > 0$ such that

$$\alpha_j^*(x)(g_j(w^*(x)) - g_j(w_\theta(x))) = 0, \quad \forall j \in J \quad (57)$$

for any $\theta \in \{\theta \in \Theta : \|\theta - \theta_0\| \leq \varepsilon(x)\}$. The proof is similar to the proof of Claim 1 in Theorem 5 by using the continuity of $\alpha(\theta, x)$ with respect to θ and the KKT conditions in Assumption 16.

Claim 2. We claim that for any $x \in \mathcal{X}$,

$$\alpha_j^*(x) \nabla_\theta g_j(w_{\theta^*}(x)) = \alpha_j^*(x) \nabla_w g_j(w^*(x)) \nabla_\theta w_{\theta^*}(x) = 0, \quad \forall j \in J \quad (58)$$

$$\alpha_j^* \nabla_{\theta\theta} g_j(w_{\theta^*}(x)) = 0, \quad \forall j \in J. \quad (59)$$

The above equalities follow from (57) because (57) holds for any $\theta \in \{\theta \in \Theta : \|\theta - \theta_0\| \leq \varepsilon(x)\}$ implying that $\nabla_\theta \alpha_j^*(x)(g_j(w^*(x)) - g_j(w_\theta(x)))|_{\theta=\theta_0} = 0$ and $\nabla_{\theta\theta} \alpha_j^*(x)(g_j(w^*(x)) - g_j(w_\theta(x)))|_{\theta=\theta_0} = 0$ for all $j \in J$.

Claim 3. Note that by the implicit function theorem and Assumption 16, we have

$$\nabla_\theta w_\theta(x) = -\nabla_{ww} \bar{v}(w(x), \theta|x)^{-1} \nabla_{w\theta} \bar{v}(w(x), \theta|x). \quad (60)$$

Claim 4. We have that

$$\nabla_{\theta\theta} v_0(w_{\theta^*}(x)|x) = \mathbb{E}_{P(x)}[\nabla_\theta w_{\theta^*}(x)^\top \nabla_{ww} \bar{v}_0(w^*(x)|x) \nabla_\theta w_{\theta^*}(x)]. \quad (61)$$

In fact, we have that

$$\begin{aligned} & \nabla_{\theta\theta} v_0(w_\theta(x)|x)|_{\theta=\theta_0} \\ &= \nabla_\theta (\nabla_w v_0(w_\theta(x)) \nabla_\theta w_\theta(x))|_{\theta=\theta_0} \\ &= \nabla_\theta w_\theta(x)^\top \nabla_{ww} v_0(w_\theta(x)|x) \nabla_\theta w_\theta(x) + \nabla_w v_0(w_\theta(x)|x) \nabla_\theta (\nabla_\theta w_\theta(x))|_{\theta=\theta_0} \\ &= \nabla_\theta w_\theta(x)^\top \nabla_{ww} v_0(w_\theta(x)|x) \nabla_\theta w_\theta(x) - \sum_{j \in J} \alpha_j^*(x) \nabla_w g_j(w_\theta(x)) \nabla_\theta (\nabla_\theta w_\theta(x))|_{\theta=\theta_0} \text{ by Assumption 16} \\ &= \nabla_\theta w_\theta(x)^\top \nabla_{ww} v_0(w_\theta(x)|x) \nabla_\theta w_\theta(x) + \sum_{j \in J} \alpha_j^*(x) \nabla_\theta w_\theta(x)^\top \nabla_{ww} g_j(w_\theta(x)) \nabla_\theta w_\theta(x)|_{\theta=\theta_0} \text{ by (59)} \\ &= \nabla_\theta w_{\theta^*}(x)^\top \nabla_{ww} \bar{v}_0(w^*(x)|x) \nabla_\theta w_{\theta^*}(x). \end{aligned}$$

Step 1: We show that

$$\mathbb{G}^{ETO} \preceq_{st} \mathbb{G}^{IEO}.$$

To show this, we compare the performance of ETO and IEO at the level of θ and then leverage Equation (56). Note that ETO can be equivalently written as

$$\hat{w}^{ETO} = \min_{w \in \Omega} v(w, \hat{\theta}^{ETO}) = w_{\hat{\theta}^{ETO}}$$

using the oracle problem (11) by plugging in the MLE $\hat{\theta}^{ETO}$.

For ETO, Proposition 11 gives that

$$\sqrt{n}(\hat{\theta}^{ETO} - \theta_0) \xrightarrow{d} N(0, I_{\theta_0}^{-1}). \quad (62)$$

Plugging (62) into (56), we have

$$v_0(\hat{w}^{ETO}) - v_0(w^*) \xrightarrow{d} \frac{\mathbb{G}^{ETO}}{2n}$$

where $\mathbb{G}^{ETO} = \mathcal{N}_1^{ETO\top} \nabla_{\theta\theta} v_0(w_{\theta^*}) \mathcal{N}_1^{ETO}$ and

$$\mathcal{N}_1^{ETO} \sim N(0, I_{\theta_0}^{-1}) \quad (63)$$

For IEO, Proposition 12 gives that

$$\sqrt{n}(\hat{\theta}^{IEO} - \theta_0) \xrightarrow{d} N(0, \nabla_{\theta\theta} v_0(w_{\theta^*})^{-1} \text{Var}_P(\nabla_{\theta} c(w_{\theta^*}, z)) \nabla_{\theta\theta} v_0(w_{\theta^*})^{-1}). \quad (64)$$

Plugging (64) into (56), we have

$$v_0(\hat{w}^{IEO}) - v_0(w^*) \xrightarrow{d} \frac{\mathbb{G}^{IEO}}{2n}$$

where $\mathbb{G}^{IEO} = \mathcal{N}_1^{IEO\top} \nabla_{\theta\theta} v_0(w_{\theta^*}) \mathcal{N}_1^{IEO}$ and

$$\mathcal{N}_1^{IEO} \sim N(0, \nabla_{\theta\theta} v_0(w_{\theta^*})^{-1} \text{Var}_P(\nabla_{\theta} c(w_{\theta^*}, z)) \nabla_{\theta\theta} v_0(w_{\theta^*})^{-1}). \quad (65)$$

We assert that

$$\nabla_{\theta\theta} v_0(w_{\theta^*})^{-1} \text{Var}_P(\nabla_{\theta} c(w_{\theta^*}, z)) \nabla_{\theta\theta} v_0(w_{\theta^*})^{-1} \geq I_{\theta_0}^{-1}. \quad (66)$$

In fact, this is a consequence of the Cramer-Rao bound. To see this, for any given $x \in \mathcal{X}$, we consider a random vector $z \sim P_{\theta}(z|x)$ and an estimator of the following form $\nabla_w c(w^*(x), z)$, which has the expectation $\mathbb{E}_{\theta}[\nabla_w c(w^*(x), z)|x]$. It follows from Assumption 15) that $\mathbb{E}_{\theta}[\nabla_w c(w^*(x), z)|x] = \nabla_w \mathbb{E}_{\theta}[c(w^*(x), z)|x] = \nabla_w v(w^*(x), \theta|x)$. Therefore we have that

$$\nabla_{\theta} \mathbb{E}_{\theta}[\nabla_w c(w^*(x), z)|x]|_{\theta=\theta_0} = \nabla_{\theta} \nabla_w v(w^*(x), \theta|x)|_{\theta=\theta_0} = \nabla_{\theta w} v(w^*(x), \theta_0|x).$$

Applying Cramer-Rao bound on the estimator $\nabla_w c(w^*(x), z)$ (assured by Assumption 15), we have that

$$\text{Var}_{P(z|x)}(\nabla_w c(w^*(x), z)) \geq \nabla_{w\theta} v_0(w^*(x), \theta_0|x) I_{\theta_0}^{-1} \nabla_{w\theta} v_0(w^*(x), \theta_0|x). \quad (67)$$

We notice that

$$\text{Var}_{P(z|x)}(\nabla_{\theta} c(w_{\theta^*}(x), z)) = \nabla_{\theta} w_{\theta^*}(x)^{\top} \text{Var}_{P(z|x)}(\nabla_w c(w^*(x), z)) \nabla_{\theta} w_{\theta^*}(x)$$

since given x , $\nabla_{\theta} w_{\theta^*}(x)$ is deterministic. So we have

$$\text{Var}_{P(z|x)}(\nabla_{\theta} c(w_{\theta^*}(x), z)) \geq \nabla_{\theta} w_{\theta^*}(x)^{\top} \nabla_{w\theta} v_0(w^*(x), \theta_0|x) I_{\theta_0}^{-1} \nabla_{w\theta} v_0(w^*(x), \theta_0|x) \nabla_{\theta} w_{\theta^*}(x).$$

Note that

$$\begin{aligned} \nabla_{\theta} w_{\theta^*}(x)^{\top} \nabla_{w\theta} v_0(w^*(x), \theta_0|x) &= \nabla_{\theta} w_{\theta^*}(x)^{\top} \left(\nabla_{w\theta} \bar{v}_0(w^*(x), \theta_0|x) - \sum_{j \in J} \alpha_j^*(x) \nabla_w g_j(w^*(x)) \nabla_{\theta} w_{\theta^*}(x) \right) \\ &= \nabla_{\theta} w_{\theta^*}(x)^{\top} \nabla_{w\theta} \bar{v}_0(w^*(x), \theta_0|x) \quad \text{by (58)} \\ &= -\nabla_{\theta} w_{\theta^*}(x)^{\top} \nabla_{w\theta} \bar{v}_0(w^*(x)|x) \nabla_{\theta} w_{\theta^*}(x) \quad \text{by (60)} \\ &= -\nabla_{\theta\theta} v_0(w_{\theta^*}(x)|x) \quad \text{by (61)} \end{aligned}$$

and thus

$$\text{Var}_{P(z|x)}(\nabla_{\theta} c(w_{\theta^*}(x), z)) \geq \nabla_{\theta\theta} v_0(w_{\theta^*}(x)|x) I_{\theta_0}^{-1} \nabla_{\theta\theta} v_0(w_{\theta^*}(x)|x).$$

By taking the expectation over $P(x)$, we have that

$$\begin{aligned} &\text{Var}_P(\nabla_{\theta} c(w_{\theta^*}(x), z)) \\ &= \mathbb{E}_{P(x)}[\text{Var}_{P(z|x)}(\nabla_{\theta} c(w_{\theta^*}(x), z))] + \text{Var}_{P(z|x)}(\mathbb{E}_{P(x)}[\nabla_{\theta} c(w_{\theta^*}(x), z)]) \\ &\geq \mathbb{E}_{P(x)}[\text{Var}_{P(z|x)}(\nabla_{\theta} c(w_{\theta^*}(x), z))] \\ &\geq \mathbb{E}_{P(x)}[\nabla_{\theta\theta} v_0(w_{\theta^*}(x)|x) I_{\theta_0}^{-1} \nabla_{\theta\theta} v_0(w_{\theta^*}(x)|x)] \\ &\geq \mathbb{E}_{P(x)}[\nabla_{\theta\theta} v_0(w_{\theta^*}(x)|x)] I_{\theta_0}^{-1} \mathbb{E}_{P(x)}[\nabla_{\theta\theta} v_0(w_{\theta^*}(x)|x)] \\ &= \nabla_{\theta\theta} v_0(w_{\theta^*}) I_{\theta_0}^{-1} \nabla_{\theta\theta} v_0(w_{\theta^*}) \end{aligned}$$

where the last inequality follows from the matrix extension of the Cauchy-Schwarz inequality (Tripathi 1999) by noting that $I_{\theta_0}^{-1}$ is a deterministic positive definite matrix. The above result gives us (66).

Hence, Comparing ETO (63) and IEO (65) by using Lemma 1, we conclude that

$$\mathbb{G}^{ETO} \preceq_{st} \mathbb{G}^{IEO}.$$

□

Proof of Theorem 9 For IEO, note that $\hat{\theta}^{IEO} \xrightarrow{P} \theta^*$ by Assumption 13. Hence, we have that $R(\hat{w}^{IEO}) = R(w_{\hat{\theta}^{IEO}}) = v_0(w_{\hat{\theta}^{IEO}}) - v_0(w^*) \xrightarrow{P} v_0(w_{\theta^*}) - v_0(w^*)$ by the continuity of $v_0(w_{\theta})$ and the continuous mapping theorem.

Similarly, for ETO, we have $\hat{\theta}^{ETO} \xrightarrow{P} \theta^{KL}$ where θ^{KL} is defined in Assumption 12. Hence, we have that $R(\hat{w}^{ETO}) = R(w_{\hat{\theta}^{ETO}}) = v_0(w_{\hat{\theta}^{ETO}}) - v_0(w^*) \xrightarrow{P} v_0(w_{\theta^{KL}}) - v_0(w^*)$ by the continuity of $v_0(w_{\theta})$.

Comparing ETO and IEO, we must have $v_0(w_{\theta^{KL}}) \geq v_0(w_{\theta^*})$ by the definition of θ^* in Assumption 13. Thus the conclusion of the theorem holds. □

10. Additional Experiment Details

10.1. Newsvendor Problems

10.1.1. Algorithms for a multi-product newsvendor problem Recall the multi-product newsvendor objective is

$$\min_{\mathbf{w}} \sum_{j=1}^p \mathbb{E}_{\mathbf{z}} [h_j(w_j - z_j)^+ + b_j(z_j - w_j)^+].$$

Recall we assume that demand for each product j is independent and has distribution $\mathcal{N}(j\theta, \sigma_j^2)$ with known σ_j and an unknown parameter θ that we want to learn. It is well known that the best decision to make is $F^{-1}\left(\frac{b_j}{b_j+h_j}\right) = \theta_j + \sigma_j \Phi^{-1}\left(\frac{b_j}{b_j+h_j}\right)$ for each product j (Turken et al. 2012).

EO. For EO, we solve the following linear optimization problem.

$$\begin{aligned} \min_{\mathbf{w}} \quad & \sum_{i=1}^n \sum_{j=1}^p h_j u_{ij} + b_j v_{ij} \\ \text{s.t.} \quad & \forall i, j, u_{ij} \geq 0, u_{ij} \geq w_j - z_{ij} \\ & \forall i, j, v_{ij} \geq 0, v_{ij} \geq z_{ij} - w_j \end{aligned}$$

IEO. For IEO, we solve the following linear optimization problem.

$$\begin{aligned} \min_{\theta} \quad & \sum_{i=1}^n \sum_{j=1}^p h_j u_{ij} + b_j v_{ij} \\ \text{s.t.} \quad & \forall i, j, u_{ij} \geq 0, u_{ij} \geq \left(\theta_j + \sigma_j \Phi^{-1}\left(\frac{b_j}{b_j+h_j}\right) \right) - z_{ij} \\ & \forall i, j, v_{ij} \geq 0, v_{ij} \geq z_{ij} - \left(\theta_j + \sigma_j \Phi^{-1}\left(\frac{b_j}{b_j+h_j}\right) \right) \end{aligned}$$

ETO. For ETO, we first compute the maximum likelihood estimator (MLE) for the unknown mean in the Gaussian model. Once we have the MLE, we use the Gaussian model to compute the decision $F^{-1}\left(\frac{b_j}{b_j+h_j}\right) = \theta_j + \sigma_j \Phi^{-1}\left(\frac{b_j}{b_j+h_j}\right)$ for each product j . Now we derive the MLE. The joint likelihood function is

$$\prod_{i=1}^n \prod_{j=1}^p f(z_{ij}) = \prod_{j=1}^p \left[\left(\frac{1}{\sqrt{2\pi}} \right)^n e^{-\frac{1}{2} \sum_{i=1}^n (z_{ij} - \theta_j)^2} \right].$$

Thus, the log-likelihood is

$$-\frac{1}{2} \sum_{j=1}^p \sum_{i=1}^n (z_{ij} - \theta_j)^2 + \text{constant}.$$

Consequently, the MLE is

$$\hat{\theta}_j = \frac{1}{n} \sum_{i=1}^n z_{ij}.$$

10.1.2. Algorithms for a multi-product newsvendor problem with a single capacity constraint The multi-product newsvendor problem with capacity constraint is

$$\min_{\mathbf{w}} \sum_{j=1}^p \mathbb{E}_{\mathbf{z}} [h_j(w_j - z_j)^+ + b_j(z_j - w_j)^+], \quad \text{s.t.} \quad \sum_{j=1}^p w_j \leq C.$$

where $w_j, j \in \{1, \dots, p\}$ are order quantity for p products respectively, and C represents a given upper bound on budget or capacity.

Recall we assume that demand for each product j is independent and has distribution $\mathcal{N}(j\theta, \sigma_j^2)$ with known σ_j and an unknown parameter θ that we want to learn.

EO. For EO, we solve the following linear optimization problem.

$$\begin{aligned} \min_{\mathbf{w}} \quad & \sum_{i=1}^n \sum_{j=1}^p h_j u_{ij} + b_j v_{ij} \\ \text{s.t.} \quad & \forall i, j, \quad u_{ij} \geq 0, \quad u_{ij} \geq w_j - z_{ij} \\ & \forall i, j, \quad v_{ij} \geq 0, \quad v_{ij} \geq z_{ij} - w_j \\ & \sum_{j=1}^d w_j \leq C \end{aligned}$$

IEO. For IEO, assume we have access to an algorithm $w(\cdot) : \mathbb{R} \mapsto \mathbb{R}^p$ that maps an estimate $\hat{\theta}$ to decisions $\mathbf{w} \in \mathbb{R}^p$, while satisfying the constraint. We use a binary search algorithm as $w(\cdot)$. We will describe the binary search algorithm in Section 10.1.3. We solve the following problem.

$$\begin{aligned} \min_{\hat{\theta}} \quad & \sum_{i=1}^n \sum_{j=1}^p [h_j(w_j - z_{ij})^+ + b_j(z_{ij} - w_j)^+] \\ \text{s.t.} \quad & \mathbf{w} = w(\hat{\theta}) \end{aligned}$$

Notice we only have one variable to optimize over. We use grid search to find an approximate optimal solution. We search from $\hat{\theta} \in [2, 4]$ in increments of 0.01.

ETO. For ETO, similar to IEO, assume we have access to an algorithm $w(\cdot) : \mathbb{R} \mapsto \mathbb{R}^p$ that maps an estimate $\hat{\theta}$ to decisions $\mathbf{w} \in \mathbb{R}^p$. We compute the MLE $\hat{\theta}$ and then compute decisions $\mathbf{w} = w(\hat{\theta})$.

10.1.3. A binary search algorithm We provide details about the binary search algorithm used in computing IEO and ETO solutions in multi-product newsvendor problem with a single capacity constraint. This algorithm is modified from Zhang et al. (2009), and the correctness of the algorithm follows from Lemma 1 and Proposition 1 in Zhang et al. (2009).

Algorithm 1 Binary Search Algorithm

```

1: Input tolerance  $\epsilon$ , backing order cost  $b$ , holding cost  $h$ , and cdf  $F_j(\cdot)$  for each product  $j \in [p]$ .
2: Solve  $w^*$  for the unconstrained problem.
3: if Constraints is satisfied at  $w^*$  then
4:   Output solution  $w^*$ .
5: end if
6: Set  $r_L = -b$  and  $r_U = 0$ .
7: while  $r_U - r_L > \epsilon$  do
8:   Set  $r = \frac{r_U + r_L}{2}$ .
9:   for  $j \in [p]$  do
10:    if  $\frac{r+b}{h+b} > F_j(0)$  then
11:      Set  $w_j = F_j^{-1}\left(\frac{r+b}{h+b}\right)$ .
12:    else
13:      Set  $w_j = 0$ .
14:    end if
15:  end for
16:  if  $\sum_{j=1}^p w_j < B$  then
17:    Let  $r_L = r$ .
18:  elseif  $\sum_{j=1}^p w_j > B$  then
19:    Let  $r_U = r$ .
20:  else
21:    Output solution  $w$ .
22:  end if
23: end while

```

10.1.4. Algorithms for a feature-based newsvendor problem IEO. For IEO, we solve the following optimization problem.

$$\min_{\theta} \frac{1}{n} \sum_{i=1}^n (h(w(x, \theta) - z_i)^+ + b(z_i - w(x, \theta))^+),$$

where $w(x, \theta)$ is an algorithm that maps a feature x and parameters θ to a decision.

Specifically, when the model is Gaussian, we solve the following optimization problem. The parameters $\theta \in \mathbb{R}^3$ encodes coefficients of a degree 2 polynomial, i.e. $w(x, \theta) = (1, x^\top)\theta + \sigma\Phi^{-1}\left(\frac{b}{b+h}\right)$.

$$\begin{aligned}
& \min_{\boldsymbol{\theta}} \sum_{i=1}^n hu_i + bv_i \\
& \text{s.t. } \forall i, \quad u_i \geq 0, \quad u_i \geq \left((1, x^\top) \boldsymbol{\theta} + \sigma \Phi^{-1} \left(\frac{b}{b+h} \right) \right) - z_i \\
& \quad \forall i, \quad v_i \geq 0, \quad v_i \geq z_i - \left((1, x^\top) \boldsymbol{\theta} + \sigma \Phi^{-1} \left(\frac{b}{b+h} \right) \right)
\end{aligned}$$

ETO. For ETO, similar to the unconstrained case, we compute the MLE $\hat{\boldsymbol{\theta}}$ and then compute the decision $\mathbf{w} = (1, x^\top) \hat{\boldsymbol{\theta}} + \sigma \Phi^{-1} \left(\frac{b}{b+h} \right)$.

10.2. Portfolio Optimization Problems

10.2.1. Algorithms for a portfolio optimization problem Recall we consider the following objective:

$$c(\mathbf{w}, w_0, \mathbf{z}) := \alpha \left(\sum_{j=1}^p w_j z_j - w_0 \right)^2 - \sum_{j=1}^p w_j z_j,$$

where the decisions $\mathbf{w} \in \Delta^p$ represent the fraction of investments in asset j .

The expectation of the first term is $\text{Var} \left(\sum_{j=1}^p w_j z_j \right)$ when w_0 is chosen optimally as $\mathbb{E} \left[\sum_{j=1}^p w_j z_j \right]$.

In the setting that $z_j \sim \mathcal{N}(\mu_j, \sigma_j^2)$ with known σ_j and unknown μ_j , we have

$$\mathbb{E} [c(\mathbf{w}, w_0, \mathbf{z})] = \alpha \sum_{j=1}^p w_j^2 \sigma_j^2 - \sum_{j=1}^p w_j \mu_j$$

ETO Follow the same procedure as in the newsvendor problem to estimate μ_j , and then compute w_0 . Then solve for \mathbf{w} in

$$\min_{\mathbf{w} \in \Delta^p} \mathbb{E} [c(\mathbf{w}, w_0, \mathbf{z})] = \min_{\mathbf{w} \in \Delta^p} \alpha \sum_{j=1}^p w_j^2 \sigma_j^2 - \sum_{j=1}^p w_j \mu_j$$

IEO We solve the following optimization problem.

$$\begin{aligned}
& \min_{\boldsymbol{\mu}} \sum_{i=1}^n \alpha \left(\sum_{j=1}^p w_j(\boldsymbol{\mu}) z_{ij} - w_0 \right)^2 - \sum_{i=1}^n \sum_{j=1}^p w_j(\boldsymbol{\mu}) z_{ij} \\
& \text{s.t. } \mathbf{w}(\boldsymbol{\mu}) \in \arg \min_{\mathbf{w} \in \Delta^p} \alpha \sum_{j=1}^p w_j^2 \sigma_j^2 - \sum_{j=1}^p w_j \mu_j
\end{aligned}$$

Because the problem above can be intractable, We grid search over possible values of $\boldsymbol{\mu}$. For each candidate value of $\boldsymbol{\mu}$, we compute decisions $\mathbf{w}(\boldsymbol{\mu})$ as in the second line above. Then we choose the decisions $\mathbf{w}(\boldsymbol{\mu})$ that minimize the objective in the first line above.

After obtaining our estimate $\hat{\boldsymbol{\mu}}$, we then solve for \mathbf{w} as in ETO.

EO We solve the following constrained optimization problem

$$\min_{w_0 \in \mathbb{R}^+, \mathbf{w} \in \Delta^p} \sum_{i=1}^n \alpha \left(\sum_{j=1}^p w_j z_{ij} - w_0 \right)^2 - \sum_{i=1}^n \sum_{j=1}^p w_j z_{ij}.$$

The problem is equivalent to

$$\begin{aligned} \min_{w_0 \in \mathbb{R}^+, \mathbf{w} \in \Delta^p} & (w_0, \mathbf{w}^\top) \mathbf{H} (w_0, \mathbf{w}^\top)^\top - \mathbf{w}^\top \sum_{i=1}^n \mathbf{z}_i \\ \mathbf{H} = & \alpha \sum_{i=1}^n (-1, \mathbf{z}_i) (-1, \mathbf{z}_i)^\top. \end{aligned}$$