

# Toward Fairness Through Fair Multi-Exit Framework for Dermatological Disease Diagnosis

Ching-Hao Chiu<sup>1\*</sup>, Hao-Wei Chung<sup>1\*</sup>, Yu-Jen Chen<sup>1</sup>, Yiyu Shi<sup>2</sup>, and Tsung-Yi Ho<sup>3</sup>

<sup>1</sup> National Tsing Hua University, Taiwan  
{gwj101708, xdmanwww, yujenchen}@gapp.nthu.edu.tw

<sup>2</sup> University of Notre Dame, Notre Dame, IN, USA  
yshi4@nd.edu

<sup>3</sup> The Chinese University of Hong Kong, Hong Kong  
tyho@cse.cuhk.edu.hk

\* Equal contributions. Listing order determined by coin flipping.

**Abstract.** Fairness has become increasingly pivotal in medical image recognition. However, without mitigating bias, deploying unfair medical AI systems could harm the interests of underprivileged populations. In this paper, we observe that while features extracted from the deeper layers of neural networks generally offer higher accuracy, fairness conditions deteriorate as we extract features from deeper layers. This phenomenon motivates us to extend the concept of multi-exit frameworks. Unlike existing works mainly focusing on accuracy, our multi-exit framework is fairness-oriented; the internal classifiers are trained to be more accurate and fairer, with high extensibility to apply to most existing fairness-aware frameworks. During inference, any instance with high confidence from an internal classifier is allowed to exit early. Experimental results show that the proposed framework can improve the fairness condition over the state-of-the-art in two dermatological disease datasets.

**Keywords:** Dermatological Disease Diagnosis · AI Fairness

## 1 Introduction

In recent years, machine learning-based [2,3,4,5,25] medical diagnosis systems have been introduced by many institutions. Although these systems achieve high accuracy in predicting medical conditions, bias has been found in dermatological disease datasets as shown in [10,16,23]. This bias can arise when there is an imbalance in the number of images representing different skin tones, which can lead to inaccurate predictions and misdiagnosis due to biases towards certain skin tones. The discriminatory nature of these models can have a negative impact on society by limiting access to healthcare resources for different sensitive groups, such as those based on race or gender.

Several methods are proposed to alleviate the bias in machine learning models, including pre-processing, in-processing, and post-processing strategies. Pre-

processing strategies adjust training data before training [18,19] or assign different weights to different data samples to suppress the sensitive information during training [14]. In-processing modifies the model architecture, training strategy, and loss function to achieve fairness, such as adversarial training [1,27] or regularization-based [13,20] methods. Recently, pruning [26] techniques have also been used to achieve fairness in dermatological disease diagnosis. However, these methods may decrease accuracy for both groups and do not guarantee explicit protection for the unprivileged group when enforcing fairness constraints. Post-processing techniques enhance fairness by adjusting the model’s output distribution. This calibration is done by taking the model’s prediction, and the sensitive attribute as inputs [8,11,28]. However, pre-processing and post-processing methods have limitations that are not applicable to dermatological disease diagnostic tasks since they need extra sensitive information during the training time.

In this paper, we observe that although features from a deep layer of a neural network are discriminative for target groups (i.e., different dermatological diseases), they cause fairness conditions to deteriorate, and we will demonstrate this observation by analyzing the entanglement degree regarding sensitive information with the soft nearest neighbor loss [9] of image features in Section 2. This finding is similar to “overthinking” phenomenon in neural networks [15], where accuracy decreases as the features come from deeper in a neural network and motivate us to use a multi-exit network [15,22] to address the fairness issue.

Through extensive experiments, we demonstrate that our proposed multi-exit convolutional neural network (ME-CNN) can achieve fairness without using sensitive attributes (unawareness) in the training process, which is suitable for dermatological disease diagnosis because the sensitive attributes information exists privacy issues and is not always available. We compare our approach to the current state-of-the-art method proposed in [26] and find that the ME-CNN can achieve similar levels of fairness. To further improve fairness, we designed a new framework for fair multi-exit. With the fairness constraint and the early exit strategy at the inference stage, a sufficient discriminative basis can be obtained based on low-level features when classifying easier samples. This contributes to selecting a more optimal prediction regarding the trade-off between accuracy and fairness for each test instance.

The main contributions of the proposed method are as follows:

- Our quantitative analysis shows that the features from a deep layer of a neural network are highly discriminative yet cause fairness to deteriorate.
- We propose a fairness through unawareness framework and use multi-exit training to improve fairness in dermatological disease classification.
- We demonstrate the extensibility of our framework, which can be applied to various state-of-the-art models and achieve further improvement. Through extensive experiments, we show that our approach can improve fairness while keeping competitive accuracy on both the dermatological disease dataset, ISIC 2019 [6], and Fitzpatrick-17k datasets [10].

## 2 Motivation

In this section, we will discuss the motivation behind our work. The soft nearest neighbor loss (SNNL), as introduced in [9], measures the entanglement degree between features for different classes in the embedded space, and can serve as a proxy for analyzing the degree of fairness in a model. Precisely, we measure the features of SNNL concerning the different sensitive attributes. When the measured SNNL is high, the entangled features are indistinguishable among sensitive attributes. On the other hand, when the SNNL is low, the feature becomes more distinguishable between the sensitive attributes, leading to a biased performance in downstream tasks since the features consist of sensitive information.

To evaluate the SNNL, we analyzed the performance of ResNet18 [12] and VGG-11 [21] on the ISIC 2019 and Fitzpatrick-17k datasets. We compute the SNNL of sensitive attributes at different inference positions and observed that the SNNL in both datasets decreased by an average of 1.1% and 0.5%, respectively, for each inference position from shallow to deep in ResNet18. For VGG-11, the SNNL in both datasets decreases by an average of 1.4% and 1.2%, respectively. This phenomenon indicates that the features become more distinguishable to sensitive attributes. The details are provided in the supplementary materials.

A practical approach to avoiding using features that are distinguishable to sensitive attributes for prediction is to choose the result at a shallow layer for the final prediction. To the best of our knowledge, we are the first work that leverages the multi-exit network to improve fairness. In Section 5, we demonstrate that our framework can be applied to different network architectures and datasets.

## 3 Method

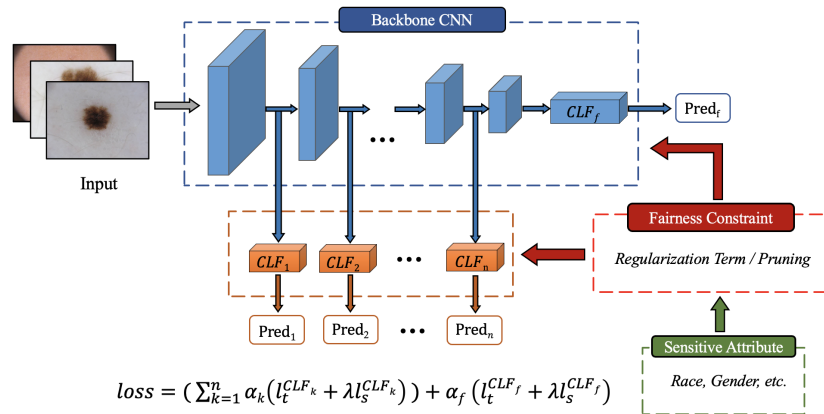
### 3.1 Problem Formulation

In the classification task, define input features  $x \in X = \mathbb{R}^d$ , target class,  $y \in Y = \{1, 2, \dots, N\}$ , and sensitive attributes  $a \in A = \{1, 2, \dots, M\}$ . In this paper, we focus on the sensitive attributes in binary case, that is  $a \in A = \{0, 1\}$ . The goal is to learn a classifier  $f : X \rightarrow Y$  that predicts the target class  $y$  to achieve high accuracy while being unbiased to the sensitive attributes  $a$ .

### 3.2 Multi-Exit (ME) Training Framework

Our approach is based on the observation that deep neural networks can exhibit bias against certain sensitive groups, despite achieving high accuracy in deeper layers. To address this issue, we propose a framework leveraging an early exit policy, which allows us to select a result at a shallower layer with high confidence while maintaining accuracy and mitigating fairness problems.

We illustrate our multi-exit framework in Figure 1. Our proposed loss function consists of the cross-entropy loss,  $l_t$ , and a fairness regularization loss,  $l_s$ , such as the Maximum Mean Discrepancy (MMD) [13] or the Hilbert-Schmidt Independence Criterion (HSIC) [20], which are replicated for each internal classifier



**Fig. 1.** Illustration of the proposed multi-exit training framework.  $l_t$  and  $l_s$  are the loss function related to target and sensitive attributes, respectively. The classifiers  $CLF_1$  through  $CLF_n$  refer to internal classifiers, while  $CLF_f$  refers to the original final classifier.

( $CLF_n$ ) and original final classifier ( $CLF_f$ ). The final loss is obtained through a weighted sum of each  $CLF$ 's loss, i.e.,  $loss = (\sum_{k=1}^n \alpha_k (l_t^{CLF_k} + \lambda l_s^{CLF_k})) + \alpha_f (l_t^{CLF_f} + \lambda l_s^{CLF_f})$ , where  $\alpha$  is determined by the depth of each  $CLF$ , similar to [15,17]. Moreover, the hyperparameter  $\lambda$  controls the trade-off between accuracy and fairness. Our approach ensures that the model optimizes for accuracy and fairness, leveraging both shallow and deep layer features in the loss function. Even without any fairness regularization ( $\lambda = 0$ ), our experiments demonstrate a notable improvement in fairness (see Section 5.2).

Our framework can also be extended to other pruning-based fairness methods, such as FairPrune [26]. We first optimize the multi-exit model using the original multi-exit loss function and then prune it using the corresponding pruning strategy. Our approach has been shown to be effective (see Section 5.1).

During inference, we calculate the softmax score of each internal classifier's prediction, taking the maximum probability value as the confidence score. We use a confidence threshold  $\theta$  to maintain fairness and accuracy. High-confidence instances exit early, and we select the earliest internal classifier with confidence above  $\theta$  for an optimal prediction of accuracy and fairness.

## 4 Experiment

### 4.1 Dataset

In this work, we evaluate our method on two dermatological disease datasets, including ISIC 2019 challenge [6,23] and the Fitzpatrick-17k dataset [10]. ISIC

2019 challenge contains 25,331 images in 9 diagnostic categories for target labels, and we take gender as our sensitive attribute. The Fitzpatrick-17k dataset contains 16,577 images in 114 skin conditions of target labels and defines skin tone as the sensitive attribute. Next, we apply the data augmentation, including random flipping, rotation, scaling and autoaugment [7]. After that, we follow the same data split described in [26] to split the data.

## 4.2 Implementation Details and Evaluation Protocol

We employ ResNet18 and VGG-11 as the backbone architectures for our models. The baseline CNN and the multi-exit models are trained for 200 epochs using an SGD optimizer with a batch size of 256 and a learning rate of 1e-2. Each backbone consisted of four internal classifiers ( $CLF_s$ ) and a final classifier ( $CLF_f$ ). For ResNet18, the internal features are extracted from the end of each residual block, and for VGG-11 the features are extracted from the last four max pooling layers. The loss weight hyperparameter  $\alpha$  is selected based on the approach of [15] and set to [0.3, 0.45, 0.6, 0.75, 0.9] for the multi-exit models and the  $\lambda$  is set to 0.01. The confidence threshold  $\theta$  of the test set is set to 0.999, based on the best result after performing a grid search on the validation set.

To evaluate the fairness performance of our framework, we adopted the multi-class equalized opportunity (Eopp0 and Eopp1) and equalized odds (Eodd) metrics proposed in [11]. Specifically, we followed the approach of [26] for calculating these metrics.

## 5 Results

### 5.1 Comparison with State-of-the-art

In this section, we compare our framework with several baselines, including CNN (ResNet18 and VGG-11), AdvConf [1], AdvRev [27], DomainIndep [24], HSIC [20], and MFD [13]. We also compare our framework to the current state-of-the-art method FairPrune [26]. For each dataset, we report accuracy and fairness results, including precision, recall, and F1-score metrics.

**ISIC 2019 Dataset.** In Table 1, ME-FairPrune refers to the FairPrune applied in our framework. It shows that our ME framework has improved all fairness scores and accuracy in all average scores when applied to FairPrune. Additionally, the difference in each accuracy metric is smaller than that of the original FairPrune. This is because the ME framework ensures that the early exited instances have a high level of confidence in their correctness, and the classification through shallower, fairer features further improves fairness.

**Fitzpatrick-17k Dataset.** To evaluate the extensibility of our framework on different model structures, we use VGG-11 as the backbone of the Fitzpatrick-17k dataset. Table 2 demonstrates that the ME framework outperforms all other methods with the best Eopp1 and Eodd scores, showing a 7.5% and 7.9% improvement over FairPrune, respectively. Similar to the ISIC 2019 dataset, our

**Table 1.** Results of accuracy and fairness of different methods on ISIC 2019 dataset, using gender as the sensitive attribute. The female is the privileged group with higher accuracy by vanilla training. All results are our implementation.

Method	Gender	Accuracy			Fairness		
		Precision	Recall	F1-score	Eopp0 ↓	Eopp1 ↓	Eodd ↓
ResNet18	Female	0.793	0.721	0.746	0.006	0.044	0.022
	Male	0.731	0.725	0.723			
	Avg. ↑	0.762	0.723	0.735			
	Diff. ↓	0.063	0.004	0.023			
AdvConf	Female	0.755	0.738	0.741	0.008	0.070	0.037
	Male	0.710	0.757	0.731			
	Avg. ↑	0.733	0.747	0.736			
	Diff. ↓	0.045	0.020	0.010			
AdvRev	Female	0.778	0.683	0.716	0.007	0.059	0.033
	Male	0.773	0.706	0.729			
	Avg. ↑	0.775	0.694	0.723			
	Diff. ↓	0.006	0.023	0.014			
DomainIndep	Female	0.729	0.747	0.734	0.010	0.086	0.042
	Male	0.725	0.694	0.702			
	Avg. ↑	0.727	0.721	0.718			
	Diff. ↓	0.004	0.053	0.031			
HSIC	Female	0.744	0.660	0.696	0.008	0.042	0.020
	Male	0.718	0.697	0.705			
	Avg. ↑	0.731	0.679	0.700			
	Diff. ↓	0.026	0.037	0.009			
MFD	Female	0.770	0.697	0.726	<b>0.005</b>	0.051	0.024
	Male	0.772	0.726	0.744			
	Avg. ↑	0.771	0.712	0.735			
	Diff. ↓	0.002	0.029	0.018			
FairPrune	Female	0.776	0.711	0.734	0.007	0.026	0.014
	Male	0.721	0.725	0.720			
	Avg. ↑	0.748	0.718	0.727			
	Diff. ↓	0.055	0.014	0.014			
ME-FairPrune	Female	0.770	0.723	0.742	0.006	<b>0.020</b>	<b>0.010</b>
	Male	0.739	0.728	0.730			
	Avg. ↑	0.755	0.725	0.736			
	Diff. ↓	0.032	0.005	0.012			

results show better mean accuracy and more minor accuracy differences in all criteria than FairPrune. Furthermore, the F1-score and Precision average value are superior to other methods, which show 8.1% and 4.1% improvement over FairPrune, respectively.

## 5.2 Multi-Exit Training on Different Method

In this section, we evaluate the performance of our ME framework when applied to different methods. Table 3 presents the results of our experiments on ResNet18, MFD, and HSIC. Our ME framework improved the Eopp1 and Eodd scores of the original ResNet18 model, which did not apply fairness regularization loss,  $l_s$ , in total loss. Furthermore, our framework achieved comparable performance in terms of fairness to FairPrune, as shown in Table 1. This demonstrates its potential to achieve fairness without using sensitive attributes during training.

**Table 2.** Results of accuracy and fairness of different methods on Fitzpatrick-17k dataset, using skin tone as the sensitive attribute. The dark skin is the privileged group with higher accuracy by vanilla training. The results of *VGG-11*, *AdvConf*, *AdvRev*, *DomainIndep* and *FairPrune* are the experimental results reported in [26].

Method	Skin Tone	Accuracy			Fairness		
		Precision	Recall	F1-score	Eopp0 ↓	Eopp1 ↓	Eodd ↓
VGG-11	Dark	0.563	0.581	0.546	0.0013	0.361	0.182
	Light	0.482	0.495	0.473			
	Avg. ↑	0.523	0.538	0.510			
	Diff. ↓	0.081	0.086	0.073			
AdvConf	Dark	0.506	0.562	0.506	0.0011	0.339	0.169
	Light	0.427	0.464	0.426			
	Avg. ↑	0.467	0.513	0.466			
	Diff. ↓	0.079	0.098	0.080			
AdvRev	Dark	0.514	0.545	0.503	0.0011	0.334	0.166
	Light	0.489	0.469	0.457			
	Avg. ↑	0.502	0.507	0.480			
	Diff. ↓	0.025	0.076	0.046			
DomainIndep	Dark	0.559	0.540	0.530	0.0012	0.323	0.161
	Light	0.541	0.529	0.512			
	Avg. ↑	0.550	0.534	0.521			
	Diff. ↓	0.018	0.010	0.018			
HSIC	Dark	0.548	0.522	0.513	0.0013	0.331	0.166
	Light	0.513	0.506	0.486			
	Avg. ↑	0.530	0.515	0.500			
	Diff. ↓	0.040	0.018	0.029			
MFD	Dark	0.514	0.545	0.503	0.0011	0.334	0.166
	Light	0.489	0.469	0.457			
	Avg. ↑	0.502	0.507	0.480			
	Diff. ↓	0.025	0.076	0.046			
FairPrune	Dark	0.567	0.519	0.507	<b>0.0008</b>	0.330	0.165
	Light	0.496	0.477	0.459			
	Avg. ↑	0.531	0.498	0.483			
	Diff. ↓	0.071	0.042	0.048			
ME-FairPrune	Dark	0.564	0.529	0.523	0.0012	<b>0.305</b>	<b>0.152</b>
	Light	0.542	0.535	0.522			
	Avg. ↑	0.553	0.532	0.522			
	Diff. ↓	0.022	0.006	0.001			

We also applied our ME framework to MFD and HSIC, which initially exhibited better fairness performance than other baselines. With our framework, these models showed better fairness while maintaining similar levels of accuracy. These findings suggest that our ME framework can improve the fairness of existing models, making them more equitable without compromising accuracy.

### 5.3 Ablation Study

**Effect of Different Confidence Thresholds.** To investigate the impact of varying confidence thresholds  $\theta$  on accuracy and fairness, we apply the ME-FairPrune method to a pre-trained model from the ISIC 2019 dataset and test different thresholds. Our results, shown in Fig. 2 (a), indicate that increasing the threshold improves accuracy and fairness. Thus, we recommend setting the threshold to 0.999 for optimal performance.

**Table 3.** Accuracy and fairness of classification results across different baselines with and without the ME training framework on the ISIC 2019 dataset.

Method	Gender	Accuracy			Fairness		
		Precision	Recall	F1-score	Eopp0 ↓	Eopp1 ↓	Eodd ↓
ResNet18	Female	0.793	0.721	0.746	<b>0.006</b>	0.044	0.022
	Male	0.731	0.725	0.723			
	Avg. ↑	0.762	0.723	0.735			
	Diff. ↓	0.063	0.004	0.023			
ME-ResNet18	Female	0.748	0.724	0.733	<b>0.006</b>	<b>0.031</b>	<b>0.016</b>
	Male	0.723	0.736	0.726			
	Avg. ↑	0.735	0.730	0.730			
	Diff. ↓	0.025	0.012	0.007			
HSIC	Female	0.744	0.660	0.696	0.008	0.042	0.020
	Male	0.718	0.697	0.705			
	Avg. ↑	0.731	0.679	0.700			
	Diff. ↓	0.026	0.037	0.009			
ME-HSIC	Female	0.733	0.707	0.716	<b>0.007</b>	<b>0.034</b>	<b>0.018</b>
	Male	0.713	0.707	0.707			
	Avg. ↑	0.723	0.707	0.712			
	Diff. ↓	0.020	0.000	0.009			
MFD	Female	0.770	0.697	0.726	<b>0.005</b>	0.051	0.024
	Male	0.772	0.726	0.744			
	Avg. ↑	0.771	0.712	0.735			
	Diff. ↓	0.002	0.029	0.018			
ME-MFD	Female	0.733	0.698	0.711	<b>0.005</b>	<b>0.024</b>	<b>0.012</b>
	Male	0.772	0.713	0.739			
	Avg. ↑	0.752	0.706	0.725			
	Diff. ↓	0.039	0.015	0.028			

**Effect of Early Exits.** In Fig. 2 (b), we compare ME-FairPrune using an early exit policy with exiting from each specific exit. The results show that across all criteria, no specific  $CLF$  outperforms the early exit policy in terms of Eodd, while our early exit policy achieves an accuracy level comparable to the original classifier output  $CLF_f$ . These findings underscore the importance of the proposed early exit strategy for achieving optimal performance.

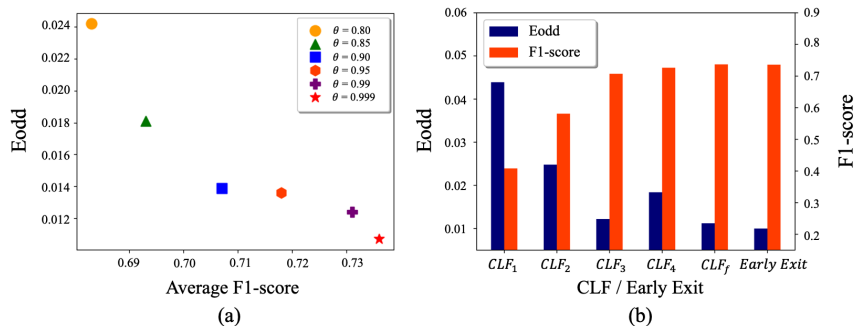
## 6 Conclusion

We address the issue of deteriorating fairness in deeper layers of deep neural networks by proposing a multi-exit training framework. Our framework can be applied to various bias mitigation methods and uses a confidence-based exit strategy to simultaneously achieve high accuracy and fairness. Our results demonstrate that our framework achieves the best trade-off between accuracy and fairness compared to the state-of-the-art on two dermatological disease datasets.

## References

1. Alvi, M., Zisserman, A., Nellaker, C.: Turning a blind eye: Explicit removal of biases and variation from deep neural network embeddings. In: Proceedings of the European Conference on Computer Vision (ECCV) Workshops. pp. 0–0 (2018)

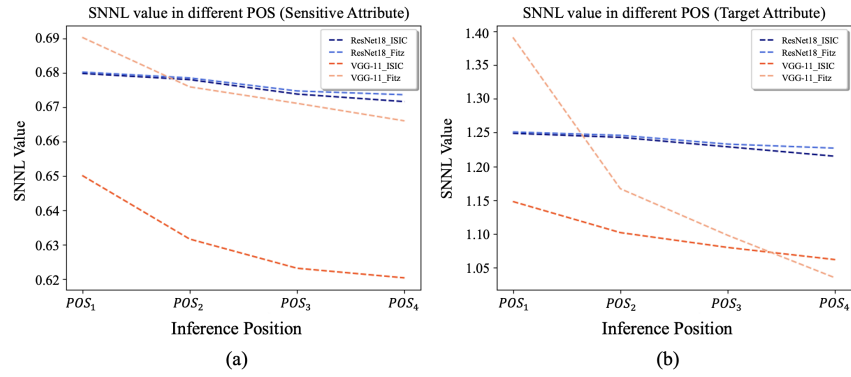




**Fig. 2.** Ablation study on (a) the early exit confidence threshold  $\theta$  and (b) the early exit strategy for gender fairness on ISIC 2019 dataset. The  $CLF_1$  through  $CLF_4$  refer to internal classifiers, while  $CLF_f$  refers to the final classifier.

- Chen, Y.J., Chang, Y.J., Wen, S.C., Shi, Y., Xu, X., Ho, T.Y., Jia, Q., Huang, M., Zhuang, J.: Zero-shot medical image artifact reduction. In: 2020 IEEE 17th International Symposium on Biomedical Imaging (ISBI). pp. 862–866. IEEE (2020)
- Chen, Y.J., Chang, Y.J., Wen, S.C., Xu, X., Huang, M., Yuan, H., Zhuang, J., Shi, Y., Ho, T.Y.: “one-shot” reduction of additive artifacts in medical images. In: 2021 IEEE International Conference on Bioinformatics and Biomedicine (BIBM). pp. 836–841. IEEE (2021)
- Chen, Y.J., Shen, W.H., Chung, H.W., Chiu, J.H., Juan, D.C., Ho, T.Y., Cheng, C.T., Li, M.L., Ho, T.Y.: Representative image feature extraction via contrastive learning pretraining for chest x-ray report generation. arXiv preprint arXiv:2209.01604 (2022)
- Chen, Y.J., Tsai, C.Y., Xu, X., Shi, Y., Ho, T.Y., Huang, M., Yuan, H., Zhuang, J.: Ct image denoising with encoder-decoder based graph convolutional networks. In: 2021 IEEE 18th International Symposium on Biomedical Imaging (ISBI). pp. 400–404. IEEE (2021)
- Combalia, M., Codella, N.C., Rotemberg, V., Helba, B., Vilaplana, V., Reiter, O., Carrera, C., Barreiro, A., Halpern, A.C., Puig, S., et al.: Bcn20000: Dermoscopic lesions in the wild. arXiv preprint arXiv:1908.02288 (2019)
- Cubuk, E.D., Zoph, B., Mane, D., Vasudevan, V., Le, Q.V.: Autoaugment: Learning augmentation policies from data. arXiv preprint arXiv:1805.09501 (2018)
- Du, M., Yang, F., Zou, N., Hu, X.: Fairness in deep learning: A computational perspective. IEEE Intelligent Systems **36**(4), 25–34 (2020)
- Frosst, N., Papernot, N., Hinton, G.: Analyzing and improving representations with the soft nearest neighbor loss. In: International conference on machine learning. pp. 2012–2020. PMLR (2019)
- Groh, M., Harris, C., Soenksen, L., Lau, F., Han, R., Kim, A., Koochek, A., Badri, O.: Evaluating deep neural networks trained on clinical images in dermatology with the fitzpatrick 17k dataset. In: Proceedings of the IEEE/CVF Conference on Computer Vision and Pattern Recognition. pp. 1820–1828 (2021)
- Hardt, M., Price, E., Srebro, N.: Equality of opportunity in supervised learning. Advances in neural information processing systems **29** (2016)
- He, K., Zhang, X., Ren, S., Sun, J.: Deep residual learning for image recognition. In: Proceedings of the IEEE conference on computer vision and pattern recognition. pp. 770–778 (2016)

13. Jung, S., Lee, D., Park, T., Moon, T.: Fair feature distillation for visual recognition. In: Proceedings of the IEEE/CVF conference on computer vision and pattern recognition. pp. 12115–12124 (2021)
14. Kamiran, F., Calders, T.: Data preprocessing techniques for classification without discrimination. *Knowledge and information systems* **33**(1), 1–33 (2012)
15. Kaya, Y., Hong, S., Dumitras, T.: Shallow-deep networks: Understanding and mitigating network overthinking. In: International conference on machine learning. pp. 3301–3310. PMLR (2019)
16. Kinyanjui, N.M., Odonga, T., Cintas, C., Codella, N.C., Panda, R., Sattigeri, P., Varshney, K.R.: Fairness of classifiers across skin tones in dermatology. In: Medical Image Computing and Computer Assisted Intervention–MICCAI 2020: 23rd International Conference, Lima, Peru, October 4–8, 2020, Proceedings, Part VI. pp. 320–329. Springer (2020)
17. Lee, C.Y., Xie, S., Gallagher, P., Zhang, Z., Tu, Z.: Deeply-supervised nets. In: Artificial intelligence and statistics. pp. 562–570. PMLR (2015)
18. Lu, K., Mardziel, P., Wu, F., Amancharla, P., Datta, A.: Gender bias in neural natural language processing. In: Logic, Language, and Security, pp. 189–202. Springer (2020)
19. Ngxande, M., Tapamo, J.R., Burke, M.: Bias remediation in driver drowsiness detection systems using generative adversarial networks. *IEEE Access* **8**, 55592–55601 (2020)
20. Quadrianto, N., Sharmanska, V., Thomas, O.: Discovering fair representations in the data domain. In: Proceedings of the IEEE/CVF conference on computer vision and pattern recognition. pp. 8227–8236 (2019)
21. Simonyan, K., Zisserman, A.: Very deep convolutional networks for large-scale image recognition. arXiv preprint arXiv:1409.1556 (2014)
22. Teerapittayanon, S., McDanel, B., Kung, H.T.: Branchynet: Fast inference via early exiting from deep neural networks. In: 2016 23rd International Conference on Pattern Recognition (ICPR). pp. 2464–2469. IEEE (2016)
23. Tschandl, P., Rosendahl, C., Kittler, H.: The ham10000 dataset, a large collection of multi-source dermatoscopic images of common pigmented skin lesions. *Scientific data* **5**(1), 1–9 (2018)
24. Wang, Z., Qinami, K., Karakozis, I.C., Genova, K., Nair, P., Hata, K., Russakovsky, O.: Towards fairness in visual recognition: Effective strategies for bias mitigation. In: Proceedings of the IEEE/CVF conference on computer vision and pattern recognition. pp. 8919–8928 (2020)
25. Wen, S.C., Chen, Y.J., Liu, Z., Wen, W., Xu, X., Shi, Y., Ho, T.Y., Jia, Q., Huang, M., Zhuang, J.: Do noises bother human and neural networks in the same way? a medical image analysis perspective. In: 2020 IEEE International Conference on Bioinformatics and Biomedicine (BIBM). pp. 1166–1170. IEEE (2020)
26. Wu, Y., Zeng, D., Xu, X., Shi, Y., Hu, J.: Fairprune: Achieving fairness through pruning for dermatological disease diagnosis. arXiv preprint arXiv:2203.02110 (2022)
27. Zhang, B.H., Lemoine, B., Mitchell, M.: Mitigating unwanted biases with adversarial learning. In: Proceedings of the 2018 AAAI/ACM Conference on AI, Ethics, and Society. pp. 335–340 (2018)
28. Zhao, J., Wang, T., Yatskar, M., Ordonez, V., Chang, K.W.: Men also like shopping: Reducing gender bias amplification using corpus-level constraints. arXiv preprint arXiv:1707.09457 (2017)



**Fig. 1.** The figure depicts the experiment in the Motivation Section, which shows the SNNL of sensitive and target attributes at different inference positions for ResNet18 and VGG-11. ResNet18 and VGG-11 extract internal features from the end of each residual block and the last four max pooling layers, respectively. The *POS* refers to the inference position in the network from shallow to deep. The results indicate a consistent decrease in the SNNL for sensitive and target attributes from shallow to deep layers across both datasets, which suggests that features are becoming more distinguishable concerning both sensitive and target attributes (accurate but unfair).

**Table 1.** Accuracy and fairness of classification results across different baselines with and without the ME training framework on the Fitzpatrick-17 dataset. The backbone for these experiments are VGG-11.

Method	Skin Tone	Accuracy			Fairness		
		Precision	Recall	F1-score	Eopp0 ↓	Eopp1 ↓	Eodd ↓
VGG-11	Dark	0.563	0.581	0.546	0.0013	0.361	0.182
	Light	0.482	0.495	0.473			
	Avg. ↑	0.523	0.538	0.510			
	Diff. ↓	0.081	0.086	0.073			
ME-VGG-11	Dark	0.568	0.517	0.517	<b>0.0012</b>	<b>0.320</b>	<b>0.160</b>
	Light	0.522	0.536	0.514			
	Avg. ↑	0.545	0.527	0.516			
	Diff. ↓	0.046	0.019	0.003			
HSIC	Dark	0.548	0.522	0.513	0.0013	0.331	0.166
	Light	0.513	0.506	0.486			
	Avg. ↑	0.530	0.515	0.500			
	Diff. ↓	0.040	0.018	0.029			
ME-HSIC	Dark	0.566	0.528	0.528	<b>0.0012</b>	<b>0.314</b>	<b>0.157</b>
	Light	0.523	0.518	0.503			
	Avg. ↑	0.544	0.523	0.515			
	Diff. ↓	0.043	0.010	0.025			
MFD	Dark	0.514	0.545	0.503	<b>0.0011</b>	0.334	0.166
	Light	0.489	0.469	0.457			
	Avg. ↑	0.502	0.507	0.480			
	Diff. ↓	0.025	0.076	0.046			
ME-MFD	Dark	0.561	0.545	0.535	0.0012	<b>0.319</b>	<b>0.159</b>
	Light	0.539	0.528	0.512			
	Avg. ↑	0.550	0.537	0.523			
	Diff. ↓	0.022	0.017	0.023			