

My3DGen: Building Lightweight Personalized 3D Generative Model

Luchao Qi¹, Jiaye Wu², Shengze Wang¹, Soumyadip (Roni) Sengupta¹

¹UNC Chapel Hill ²University of Maryland

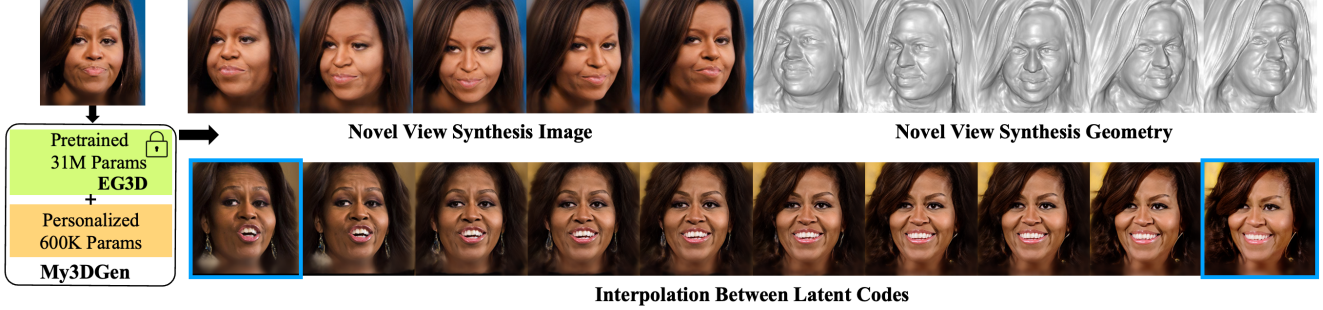


Figure 1. We present **My3DGen**, where we build a parameter efficient (600K parameters) personalized 3D generative prior in conjunction with a pre-trained generic facial 3D prior, EG3D [1] (31 million parameters). This allows us to reconstruct and synthesize multi-view consistent facial imagery of an individual by training a personalized prior using as few as 10 images.

Abstract

Our paper presents *My3DGen*, a practical system for creating a personalized and lightweight 3D generative prior using as few as 10 images. *My3DGen* can reconstruct multi-view consistent images from an input test image, and generate novel appearances by interpolating between any two images of the same individual. While recent studies have demonstrated the effectiveness of personalized generative priors in producing high-quality 2D portrait reconstructions and syntheses, to the best of our knowledge, we are the first to develop a personalized 3D generative prior. Instead of fine-tuning a large pre-trained generative model with millions of parameters to achieve personalization, we propose a parameter-efficient approach. Our method involves utilizing a pre-trained model with fixed weights as a generic prior, while training a separate personalized prior through low-rank decomposition of the weights in each convolution and fully connected layer. This approach is inspired by the success of low-rank adaptation in large language models. However, parameter-efficient few-shot fine-tuning on its own often leads to overfitting. To address this, we introduce a regularization technique based on symmetry of human faces. This regularization enforces that novel view renderings of a training sample, rendered from symmetric poses, exhibit the same identity. By incorporating this symmetry prior, we enhance the quality of reconstruction and synthesis, particularly for non-frontal (profile) faces. Our final system combines low-rank fine-tuning with symmetry regularization and significantly surpasses the performance of pre-trained models, e.g. EG3D. It introduces only approximately 600,000 additional parameters per identity

compared to full finetuning and duplication of the original model, which amounts to around 31 million parameters. As a result, our system achieves a 50-fold reduction in model size without sacrificing the quality of the generated 3D faces. Code will be available at our project page: <https://luchaoqi.github.io/my3dgen>.

1. Introduction

In recent times, significant advancements have been made in the field of 3D-aware face generation, as evidenced by the notable progress demonstrated by various works [2–4]. The capability to generate 3D faces that maintain consistency across multiple views has wide-ranging applications in areas such as AR/VR, video communication and telepresence, computational photography, facial authentication and anti-spoofing. Despite the impressive outcomes achieved by current methods, they heavily rely on extracting generic 3D face priors from large-scale face datasets containing numerous individuals, such as FFHQ or CelebA. However, these large-scale pre-trained 3D generative models often encounter difficulties when representing the distinct characteristics of a specific person [1, 5]. While it is possible to optimize them for better reconstructing an input image in the same pose through the use of Pivotal Tuning Inversion (PTI) [6], their capacity to generate multi-view consistent novel view renderings of the same image or synthesize novel 3D appearances of the same individual remains limited.

Hence, this paper revolves around the question of **how can we develop an enhanced personalized 3D generative prior capable of reconstructing and synthesizing multi-**

view consistent 3D faces specific to an individual. Our objective is to utilize personal collections of photographs belonging to a user, encompassing diverse physical conditions such as varying lighting, poses, and expressions, in order to construct a personalized 3D generative prior. Our primary focus lies in scenarios where only a limited number of images are available for a particular person, which is a common occurrence for many individuals. We initially demonstrate the most effective approach to fine-tuning a large pre-trained 3D generative model using as few as 10 images of an individual.

Utilizing a separate neural network to represent the 3D generative prior for each individual, achieved through fine-tuning a large pre-trained model, presents challenges in terms of memory efficiency. Storing millions of parameters per user becomes impractical and can result in issues such as overfitting or mode collapse when dealing with limited data. A more principled approach is to learn a separate personalized prior in conjunction with a generic prior of human faces. To address these concerns, we propose a parameter-efficient fine-tuning approach where the weights of the original pre-trained model are frozen, and additional model weights are trained using low-rank decomposition of each convolution and fully connected layer. This approach draws inspiration from the recent successes in parameter-efficient fine-tuning of large language models [7]. Furthermore, this methodology allows the model to preserve the generic 3D face priors in the frozen weights while learning personalized priors in the low-rank fine-tuned weights. Based on empirical observations, we find that low-rank fine-tuning of convolution and fully connected layers of StyleGANv2 and super-resolution module of EG3D, while performing full fine-tuning of the Neural Renderer module, achieves the optimal balance between performance and reduction in the number of parameters.

Nonetheless, we have observed that relying solely on parameter-efficient low-rank fine-tuning often leads to sub-par results in terms of both reconstruction and generation of multi-view consistent imagery, particularly in poses that were not encountered during training. This issue is further exacerbated in a few-shot scenario where there is a lack of significant variations in pose, lighting, and expression. In light of these challenges, we propose symmetry-based regularization. We enforce the preservation of identity across multiple poses in the generated faces of an individual during training. To achieve this, we employ an existing facial identification network [8]. We minimize the dissimilarity of the facial identification score for two novel view renderings of the training sample in symmetric poses. Through experimentation, we have observed that this regularization technique significantly enhances the performance of parameter-efficient fine-tuning, particularly when dealing with non-frontal poses. Even in scenarios where we fine-tune all the

parameters of the generative 3D model, symmetry priors prove to be beneficial, particularly for non-frontal poses of input images or when generating novel view renderings.

We have conducted both quantitative and qualitative evaluations to showcase the effectiveness of our model in reconstructing and generating multi-view consistent 3D faces. In order to demonstrate its ability to generate unseen appearances of a user, we interpolate between two test images that were not included in the training set, and assess the extent to which the user’s identity is preserved. Our proposed approach, which combines parameter-efficient fine-tuning with symmetry-based regularization, only necessitates training 0.6 million parameters, compared to the full finetuning of the generative model, which requires 31 million parameters. This represents a substantial reduction of 50 times in the number of parameters.

Our method outperforms a pre-trained model, specifically EG3D [1]+PTI [9], in both reconstruction (16% improvement in perceptual quality metric, 0.120 vs. 0.143) and interpolation (17% improvement in facial identification similarity, 0.63 vs. 0.54). When compared to fine-tuning the entire generative model, our approach yields similar quality results while requiring 50x less parameters. Notably, our method demonstrates an additional advantage when tested on non-frontal imagery due to the incorporation of symmetry-based regularization.

In summary, our contribution is the introduction of **My3DGen**, a parameter-efficient method for constructing a personalized 3D generative prior with as few as 10 images. This presents a distinctive research challenge that combines few-shot learning, parameter-efficient fine-tuning, and generative 3D modeling, that to the best of our knowledge has not been previously explored. The key contributions of our work are as follows:

- We first show how to fine-tune a 3D generative model, EG3D [1], enabling it to improve the reconstruction and synthesis of multi-view consistent images of an individual using a training set comprising as few as 10 images.
- Subsequently, we introduce a parameter-efficient fine-tuning technique for the generative model by employing low-rank approximation on convolution and fully connected layers of the StyleGANv2 and Super-resolution module of EG3D. This approach significantly reduces the number of parameters by more than 50 times.
- Finally, we propose a symmetry based regularization for finetuning that utilizes symmetric nature of human face to generate more multi-view consistent imagery, especially for non-frontal faces.

2. Related Work

The ability to reconstruct and generate three-dimensional (3D) human faces has extensive applications in virtual reality (VR), augmented reality (AR), virtual try-on,

telecommunication, facial authentication, and image or video editing. One promising approach is the development of a parametric 3D model, known as a 3D Morphable Model (3DMM) [10, 11], which allows the generation of any human shape through a linear combination of basic shapes. A comprehensive survey on 3DMMs is available for interested readers [12].

Typically, 3DMMs are constructed using high-quality facial scans from multiple individuals. However, when fitting a 3DMM to a test image [13–15], the results often appear unrealistic due to the limited expressiveness of the linear blended model. Personalizing a 3DMM using personal photo collections is also challenging due to the absence of 3D scans. As a result, recent research has focused on developing generative models for 3D faces [5, 16, 17], which can be trained solely using 2D images. Generative models offer greater expressiveness compared to parametric models, and their ability to train from 2D images instead of 3D scans facilitates easier personalization. Nevertheless, there is a lack of research specifically addressing the personalization of such generative 3D models, which is the primary focus of our paper.

In our work, we concentrate on achieving efficient parameterization for personalizing 3D generative models. We begin by providing an overview of existing research on personalizing 2D generative models, followed by a summary of previous work on parameter-efficient fine-tuning, and lastly the role of symmetry regularization in 3D reconstruction of faces.

GAN Inversion & Personalization. Given an input image, GAN inversions aim to find the latent vector in a pretrained GAN model’s latent space that best reconstructs the image. Significant progress has been made for 2D GAN [6, 18–22], and 3D GAN inversion is an active area of research [9, 23–25]. While both can involve modifying the weight of a pretrained GAN model to reconstruct new examples, GAN Inversion is very different from personalization, which is the problem we are trying to tackle. Inversion techniques typically only faithfully reconstruct the information visible in the given input image, personalization takes in a set of images of an identity, and aims to learn a generative prior of that identity, such that new images belonging to the underlying distribution of that identity can be synthesized. The most closely related to our work is MyStyle [26], which proposes to adapt a pretrained 2D stylegan model into a personalized prior model. Our paper is different in that we aim to personalize a 3D generative model, which requires additional regularizations on geometry. Additionally, we tackle parameter efficient finetuning as large model size per identity prevents scaling up to many identities.

Parameter efficient Adaptation. Large foundation models in [27–30] often achieve very impressive performance for tasks in their domain. However, the huge num-

ber of parameters of such models often prevents these models from being fine-tuned for downstream tasks with limited budget. For example, GPT-3 [29] contains 175 billion parameters, which would be impossible to run on a single PC. Therefore, many parameter efficient adaptation techniques are proposed to fine-tune models on a budget. In natural language processing, many techniques are proposed [7, 31, 32]. For image generative models, Zhang et al. proposes controlnet [33] to efficiently adapt pretrained stable diffusion [30] models to various downstream tasks. Our approach is inspired by LoRA [7], a technique for efficiently finetuning large language foundation models by imposing low-rank structure on weight matrices. We explore the best strategy to perform low-rank adaptation of EG3D that provides a strong trade-off between parameter efficiency and result quality.

Role of facial symmetry in reconstruction. Exploiting facial symmetry for 3D reconstruction has been investigated in the past and has proven to be effective. Researchers have explored the role of symmetry based prior in an optimization framework for 2D to 3D face reconstruction [34–39]. Recently, with the rise in deep neural networks, symmetry based priors have been also been used for regularization [40–42]. Other than 3D reconstruction, symmetry based priors have also been used for inpainting [43] and facial recognition [44]. While the symmetry based prior is an age-old concept in computer vision, our utilization of this to regularize a few-shot personalization of 3D generative model is new to our knowledge.

3. Method

Our goal is to fine-tune 3D aware generative model in few-shot settings. In section 3.1, we show how we formulate the personalization problem and fine-tune pretrained EG3D [1] for personalization. EG3D [1] has 31 million parameters, this fine-tuning process requires storing a large model for each identity, which is a bottleneck for scaling. In section 3.2, we show how we leverage latest advances in Large Language Model to address this problem. In section 3.3, we show how symmetry in human faces helps in few shot fine-tuning especially for non-frontal faces. Section 3.4 includes implementation details. An overview of our approach is shown in figure 2.

3.1. Personalization Formulation

We consider a scenario where we have a reference set of N 2D images of an individual x_i , and their associated camera poses c_i , denoted as $\mathcal{D}_p = \{(x_i, c_i)\}_{i=1}^N$, where N is as few as 10 images. We utilize a pre-trained 3D aware stylegan based generative model $G(\cdot; \theta_G)$, i.e. EG3D [1] pretrained on FFHQ. Our goal is to **personalize** this pretrained model to identify and fine-tune a low dimensional manifold in the \mathbf{W} latent space to better reconstruct and

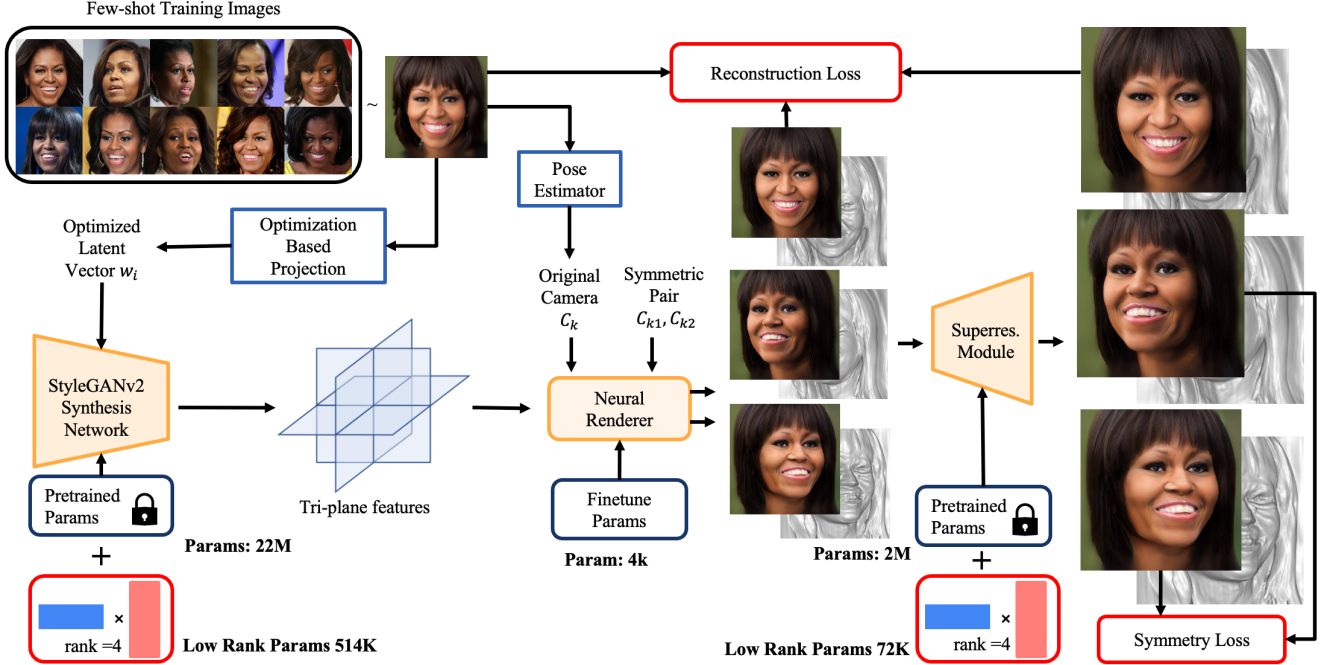


Figure 2. **Training of My3DGen.** We first sample a training image and obtain its latent code using an optimization technique [19]. We then freeze the parameters of pre-trained StyleGANv2 and Super-resolution module of EG3D and only train parameter efficient low-rank convolution and fully connected layers, while finetuning the Neural Renderer module. Training minimizes the reconstruction loss to enforce that the low and high resolution reconstruction match the sampled training image in the same pose. To improve generalizability of few-shot parameter efficient finetuning we further introduce a symmetry loss to enforce that two novel view renderings in symmetric poses are from the same identity using a facial identification network [8].

generate multi-view consistent images by training on the few-shot reference set \mathcal{D}_p of that particular identity. Our personalization scheme is inspired by Pivotal Tuning Inversion (PTI) [6] and MyStyle [26], which shows effective performance in personalizing a 2D StyleGAN.

Similar to MyStyle [26], we first invert images from $(x_i, c_i) \sim \mathcal{D}_p$ with associated camera poses into latent vectors w_i , or anchors as defined by MyStyle [26], with an optimization based off-the-shelf inversion technique [19]. We fix the camera pose and only optimize for the latent code.

Then we fine-tune the weights θ_G of the generative model $G(\cdot; \theta_G)$ with reconstruction objective \mathcal{L}_{rec} which reconstructs x_i given the latent code w_i and camera pose c_i :

$$\mathcal{L}_{rec} = \mathcal{L}_{lips} (G(w_i, c_i; \theta_G), x_i) + \lambda_{L_2} \|G(w_i, c_i; \theta_G) - x_i\|_2$$

$$\theta_{G_p} = \underset{\theta_G}{\operatorname{argmin}} \mathcal{L}_{rec} \quad (1)$$

where λ_{L_2} is a hyperparameter balancing the two losses.

3.2. Parameter Efficient Fine-tuning

The finetuning approach described in Sec. 3.1 requires updating all the parameters of a large pre-trained 3D generative model, in this case 31 million parameters. Thus we end up with separate set of 31 million parameters for each individual, which is highly inefficient. In principle there are cer-

tain levels of similarity and shared features between faces of all humans. To build an efficient model one should utilize these shared priors about human faces and build a separate person specific prior, which requires a significantly smaller amount of parameters to represent. This will also allow efficient finetuning, especially in a few-shot setup. Finetuning a large model with fewer training examples often lead to overfitting and mode collapse, resulting in a generative model which can not generalize to unseen appearances of that person. Instead we propose to freeze the weights of the pre-trained model which captured priors of generic human faces and train additional weights with low-rank decomposition which has significantly less number of parameters. This idea is inspired by recent success in parameter-efficient finetuning of Large Language Models, especially LoRA [7].

When adapting for personalization, LoRA shows that a pre-trained model’s weight matrix $W_0 \in \mathbb{R}^{d \times k}$ can be finetuned with a low-rank decomposition, such that the finetuned adapted weight matrix $W_{ft} = W_0 + \Delta W = W_0 + BA$, where $B \in \mathbb{R}^{d \times r}$, $A \in \mathbb{R}^{r \times k}$ are trained while W_0 is frozen, and the rank $r \ll \min(d, k)$ [7]. Inspired by this, we re-parametrize the convolution and fully connected layers in the StyleGAN2 generator and the super-resolution module. Pre-trained weights W_0 of the StyleGAN2 generator and the

super-resolution module are frozen during training while only A and B are updated. We fine-tune all the weights of the fully connected network of the Neural Renderer, as it is relatively small. Under this setting, the number of parameters needed to be trained is determined by the rank r . Accordingly, EG3D’s pre-trained generator contains $\sim 31\text{M}$ parameters and can be reduced to only 600K, with $r = 4$.

3.3. Symmetry Loss

We first observe that few-shot fine-tuning EG3D’s generative model using the reconstruction loss \mathcal{L}_{rec} still performs poorly on in-the-wild images with non-frontal poses, especially for images with strong profile poses. We believe that this poor result stems from the fact that FFHQ contains 3D biases when the features of an object (*e.g.*, smile probability, gaze direction, posture, or haircut) correlate with the position of the camera, especially when FFHQ is highly biased toward frontal faces [45, 46]. Thus, the domain prior carried out by the pre-trained G_d does not contain any knowledge of non-profile poses. Moreover, few-shot finetuning is often data-limited where training images can also miss profile poses. We further observe that our proposed parameter efficient fine-tuning in Sec 3.2 often slightly degrades the reconstruction performance for frontal faces. This is most likely due to the trade-off between compression of the model parameters and quality of the reconstruction, which can be improved with further regularizations. To this end, we need additional regularization to fix this artifact caused by posture bias in the face-forward data set.

The goal of the additional regularization is to enforce that generated faces of an individual across different poses and instances should preserve the identity of the individual. We use a facial identification network, ArcFace [8], which is trained to produce features that are unique to an individual. With the extracted face features as ID metric, we resort to facial symmetry prior, *i.e.*, the left face’s feature is almost the same as the right one [47]. Although most human faces are not perfectly symmetric, symmetry is an explicit characteristic of a frontal face for the most part. We exploit this common observation as a prior and impose a symmetry loss to alleviate the self-occlusion issues caused by large poses [48]. Given a training image x_i , we can reconstruct it in any given pose c_k using $\hat{x}_i^{c_k} = G(w_i, c_k)$. Due to the symmetry nature, two symmetrical views of a face with camera pair c_{k1} and c_{k2} should produce similar results $\hat{x}_i^{c_{k1}}$ and $\hat{x}_i^{c_{k2}}$, if one of them is flipped horizontally to mirror itself. Now, we use a cosine similarity of ID metric between the features predicted by ArcFace:

$$\mathcal{L}_{sym} = 1 - \cos(G(w_i, c_{k1}), G(w_i, c_{k2})_{flip}). \quad (2)$$

We apply our ID symmetry regularization every four training iterations with hyperparameter λ_{sym} . Formally, our

final objective is given by

$$\theta_{G_p} = \underset{\theta_G}{\operatorname{argmin}} \mathcal{L}_{rec} + \lambda_{L_{sym}} \mathcal{L}_{sym}. \quad (3)$$

The final reconstructed image of the input image x_i is taken to be $G_p(w_i, c_i)$. The entire pipeline is trained from end to end using the loss function $\mathcal{L}_{rec} + \lambda_{L_{sym}} \mathcal{L}_{sym}$.

3.4. Implementation Details

We use EG3D FFHQ [?] pretrained weight [1], which output images at resolution of 512×512 . Hyper-parameters are chosen as following: $\lambda_{lips} = \lambda_2 = 1$, $\lambda_{sym} = 4$. We apply \mathcal{L}_{rec} on both low-resolution (128×128) and high-resolution images (512×512) after the neural renderer block while we only apply \mathcal{L}_{sym} on high-resolution images. Our further experiments show that large LPIPS weight ($\lambda_{lips} \downarrow 1$) will lead to checkerboard-style artifacts [23] while small LPIPS weight ($\lambda_{lips} \downarrow 0.1$) will cause non-photorealistic artifacts.

In section 4, we evaluate the model’s ability to invert unseen test images with PTI [6]. To project images into the model’s \mathcal{W} latent space, we optimize the latent code for 500 iterations following the StyleGAN [19] optimization scheme. For the PTI inversion, we optimize the latent code for 600 iterations, followed by fine-tuning the model for an additional 350 iterations.

Unless otherwise specified, we render novel views from our model with a yaw range of ± 0.35 (radians) and a pitch range of ± 0.25 (radians) relative to the front of a human face for all of our experiments.

4. Evaluation

To evaluate the effectiveness of our proposed personalization of 3D generative model we mainly test its ability to reconstruct and synthesize 3D shape and texture of unseen test images both quantitatively and qualitatively. In Sec. 4.1 we first describe our evaluation protocol. Then we will demonstrate the effectiveness of our proposed MyGen3D with symmetric loss and parameter efficient fine-tuning both qualitatively and quantitatively in Sec 4.2. Finally, we will show that symmetry based regularization on its own improves for reconstructing and rendering non-frontal poses.

4.1. Evaluation Protocol

Similar to MyStyle [26], We evaluate the effectiveness of our proposed personalized prior in two ways:

Inversion. Here we demonstrate how well a model can reconstruct multi-view consistent images of an individual from different viewpoints by inverting only a single unseen test image using PTI [6]. To quantitatively evaluate inversion performance, we adopt DISTS [49], LPIPS [50],

and ID score [26]. DISTS and LPIPS measure the visual quality of the reconstructed image in the same pose as the original image, and do not measure multi-view consistency. Live3Dportrait [9] noticed that small misalignment from off-the-shelf face pose estimator will cause traditional error metrics such as PSNR and SSIM to be unreliable. Therefore, we drop PSNR and SSIM, and adopt deep learning based LPIPS and DISTS metrics. For ID score, we reconstruct the test image in multiple poses and find their closest neighbor in the identity’s reference set \mathcal{D}_p in the ArcFace [8] feature space, and report cosine similarities as ID score. ID score test the ability to reconstruct multi-view consistent imagery.

Synthesis Here we demonstrate how well a model can smoothly synthesize new multi-view consistent images in different poses. With personalization, we aim to show that the model has captured a personal generative prior of the identity. We follow mystyle [26] to sample images from the model’s captured prior space. We randomly sample two training images of an identity, as an anchor pair. Then we interpolate between the anchor pair at 10 equally spaced interpolation weights. At each interpolation step, given the latent code, we randomly generate 20 novel views of identity and compute ID scores of them as described in **Inversion**. We report mean ID score between image generated by every interpolated latent vector and nearest reference image in ArcFace feature space. This procedure is repeated 10 times for each personalized model. To better evaluate the ability of the model in generalizing to new images, we also perform a similar procedure on testing images. The only difference is that we sample from testing images set and project sampled testing images into latent space by optimizing the latent vectors following [19].

Dataset. We perform experiments on celebrity face images [51]. Each celebrity face dataset is preprocessed following [52] to crop and pad images to 512×512 . We use off-the-shelf face detection [53] to extract camera pose and align images similar to FFHQ, as described in EG3D. Images are augmented by mirroring and are inverted into EG3D’s \mathcal{W}_d using latent space \mathcal{W} for the best editability and multi-view consistency. Unless otherwise noted, we train with 10 images from the training split of each dataset to demonstrate few-shot personalizing ability of our approach.

4.2. Effectiveness of parameter-efficient personalization with symmetry regularization

We first show inversion and interpolation performance in Table 1, Table 2 and Table 3. As consistent with previous work [26] on 2D generative models, personalization by finetuning all the parameters significantly improves reconstruction performance over pre-trained model (EG3D-PTI) in the same view by 25.3% in DISTS and 28.0% in LPIPS

score, in different view by 1.7% in ID score. For synthesis by interpolation task, the model improved by 12.1% in ID score on training dataset, and by 11.1% on testing dataset.

FT.	\mathcal{L}_{sym}	LoRA	DISTS ↓	LPIPS ↓	ID ↑	Params. ↓
-	-	-	0.154	0.218	0.574	31M
✓	-	-	0.115	0.157	0.584	31M
✓	✓	-	0.116	0.157	0.613	31M
✓	-	✓	0.135	0.198	0.576	0.6M
✓	✓	✓	0.135	0.199	0.604	0.6M

Table 1. **Evaluating performance for inversion.** \mathcal{L}_{sym} indicates symmetry loss and LoRA indicates parameter efficient personalization. FT. indicates fine-tune. DISTS and LPIPS captures reconstruction quality in the input image pose, while ID score captures identity preservation across multiple poses. 1st row is pre-trained EG3D [1] with PTI [9]. Last row is My3DGen, our full system.

fine-tune	\mathcal{L}_{sym}	LoRA	ID ↑	Params. ↓
-	-	-	0.533	31M
✓	-	-	0.599	31M
✓	✓	-	0.645	31M
✓	-	✓	0.593	0.6M
✓	✓	✓	0.637	0.6M

Table 2. **Evaluating performance for synthesis** with interpolation between two **training samples**. \mathcal{L}_{sym} indicates symmetry loss and LoRA indicates parameter efficient personalization. We use ID score as mentioned in Sec. 4.1 to capture identity preservation between anchor pairs. 1st row is pre-trained EG3D [1] with PTI [9]. Last row is My3DGen, our full system.

fine-tune	\mathcal{L}_{sym}	LoRA	ID ↑	Params. ↓
-	-	-	0.533	31M
✓	-	-	0.592	31M
✓	✓	-	0.643	31M
✓	-	✓	0.576	0.6M
✓	✓	✓	0.622	0.6M

Table 3. **Evaluating performance for synthesis** with interpolation between two **test samples**. \mathcal{L}_{sym} indicates symmetry loss and LoRA indicates parameter efficient personalization. We use ID score as mentioned in Sec. 4.1 to capture identity preservation between anchor pairs. 1st row is pre-trained EG3D [1] with PTI [9]. Last row is My3DGen, our full system.

However, such operations require storing 31 million parameters for the full model. Next we apply low-rank parameter efficient finetuning, termed LoRA to mimic the original name used for large language model finetuning in [7]. We observe that applying LoRA reduces performance in reconstructing the same view over finetuning all the weights

by 17.4% in DISTS and 26.1% in LPIPS, in reconstructing different view by 1.4% in ID score and synthesis by interpolation task by 1.0% on training data, and 2.7% on testing data. However low-rank finetuning is still significantly better than the pre-trained network (EG3D-PTI [9]), as DISTS improve by 12.3%, LPIPS score by 9.2%, while marginally hurting ID score for reconstruction and improving interpolation by 11.3% on training data and 8.1% on testing data. While the performance only drops slightly we utilize only 600,000 (600k) parameters compared to finetuning the full 31 million parameters.

By leveraging symmetry in human faces, our full system is almost as good as full fine-tuning in both inversion and synthesis task. In fact we show in Sec. 4.3 that for non-frontal faces our full system improves over full fine-tuning in synthesis by interpolation task.

We also provide qualitative comparison for both inversion and synthesis by interpolation tasks against pre-trained model (EG3D-PTI [9]) and full fine-tuning in Fig. 7 and Fig. 8 and Fig. 9. Notice how for both inversion and synthesis, our system is visually comparable to EG3D-PTI, while being 50 times more parameter efficient. For reconstruction, original EG3D-PTI tends to smooth out details (4th and 7th rows in Fig. 7), *e.g.* skin, beard, and hair. Also, EG3D-PTI occasionally exhibits corrupted 3D geometry (1st and 7th rows in Fig. 7) which aligns with the results observed in [9]. Ours can produce high-fidelity reconstructions under different poses while keeping the model compact using only 600K parameters compared to tuning the whole model with 31M parameters. For synthesis, EG3D-PTI provides non-identity-preserving interpolation results as it has not been personalized and thus produces implausible interpolations. As shown in Fig. 8, for training anchors, full fine-tuning can introduce undesirable artifacts (8th rows) where ours can produce fewer artifacts with symmetry loss regularization. Similar artifacts can also be found in Fig. 9 (2nd and 8th rows) for test anchors without loss regularization.

4.3. Effectiveness of symmetry regularization for non-frontal views

Our proposed symmetry regularization is effective on its own. Applying symmetry regularizer, with or without parameter-efficient LoRA, slightly improves the reconstruction quality in Tab. 1 and improves synthesis by interpolation quality in Tab. 2 by 9% with LoRA and 8% without LoRA (for full finetuning). This shows the overall effectiveness of symmetry-based regularization in improving personalization of the generative model.

However, as hypothesized before in Sec. 3.3, the key advantage of symmetry comes in presence of profile faces. We show in Table 4 that for profile faces, our proposed symmetry loss significantly improves inversion performance

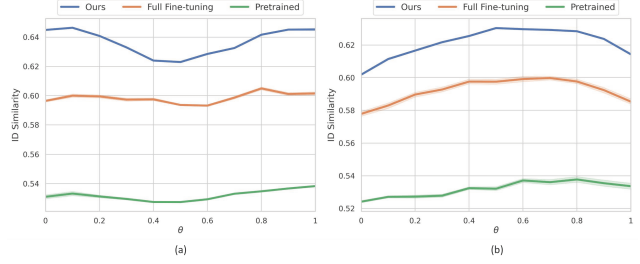


Figure 3. **Measuring identity preservation during interpolation using ID score.** We interpolate between latent codes of randomly sampled (a) training image pairs and (b) test image pairs. For every interpolation weight θ , as mentioned in 4.1, we render the identity from random poses given the interpolated latent code and report the average ID score for the current interpolation weight. We compare Ours with EG3D-PTI (pretrained) and Full fine-tuning.




Figure 4. Symmetry based regularization (\mathcal{L}_{sym}) during fine-tuning improves novel view renderings, especially in non-frontal poses (right two columns).

mainly when the pose is different from input pose, as ID score is improved by 4.8%. In Figure 4, we show an qualitative example of this phenomenon. In the first example second row, the full finetuning model didn't fully capture the 3D shape of Michelle Obama's face, and inferred a face shape that significantly deviates from reality. With sym-

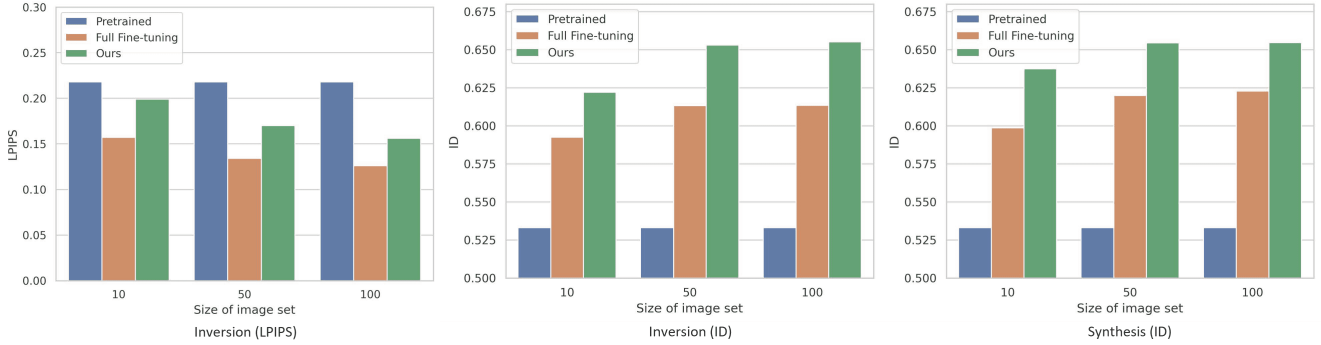


Figure 5. **The effect of training set size on the prior’s performance.** We sample different sizes of subsets from the reference set and tune a model, G_p , for each subset. The inversion performance of G_p is reported using the average LPIPS and the average ID score. The synthesis performance is reported using the average ID score.

metry regularization, as shown in the third row, the face is more rounded and closer match Michelle Obama’s identity. In the second and third example, again without symmetric loss, the model is unable to recover the correct 3D shape and has part of face geometry deformed, which shows up in non-frontal poses (e.g. the last two columns).

fine-tune	\mathcal{L}_{sym}	LoRA	DISTS ↓	LPIPS ↓	ID ↑
-	-	-	0.157	0.219	0.577
✓	-	-	0.118	0.160	0.586
✓	✓	-	0.120	0.159	0.614
✓	✓	✓	0.140	0.202	0.606

Table 4. Role of symmetry regularization in reconstructing non-frontal (profile) faces. \mathcal{L}_{sym} indicates symmetry loss and LoRA indicates parameter efficient personalization. DISTS and LPIPS captures reconstruction quality in the input image pose, while ID score captures identity preservation across multiple poses. 1st row is pre-trained EG3D [1] with PTI [9]. Last row is My3DGen, our full system.

4.4. Effect of Dataset Size

In figure 5, we show how the training dataset size influence the performance of our proposed method and baselines. Performance of “pretrained” should stay constant across all data sizes. We observe both Full Fine-tuning and ours benefit from additional data size when going from 10 images to 50 images. However, there is very limited improvement for both methods from 50 images to 100 images.

5. Limitations and Future Works

In figure 6, we show some failure cases of our system when performing inversion task. As shown in the first row of figure 6, our system builds a personal prior using a training set, and cannot handle unseen expressions. Nevertheless




Figure 6. Examples of failure cases of our approach in inversion task.

our system still obtains a reasonable reconstruction. Our model is trained on faces and does not have strong prior on objects, thus the phone in second row is not reconstructed correctly. Finally, with our current inversion formulation, our system do not work well on heavily cropped faces such as the one in the third row. In this example, the standard EG3D preprocessing pipeline fills the cropped region with gaussian blurred reflection padded value, resulting in invalid pixel values near the boundary. One can potentially extend our system by masking out invalid values in our inversion optimization objective similar to in-painting task of MyStyle [26].

For this paper, we assume that camera intrinsics can be reliably estimated with an off-the-shelf pose estimator following EG3D. In the future, we can expand our system and optimize camera pose like [54].

6. Conclusion

Recent years have witnessed an explosion in 3D generative model research, especially for faces [1, 5]. While they can generate imaginary faces by sampling a latent code or reconstruct an input face by tuning the generator (PTI), they

fall short in its ability to personalize and synthesize unseen appearances and viewpoints of an individual. This paper is the first attempt, to our knowledge, to develop a personalized 3D generative prior using as few as 10 images of an individual.

We take a principled approach towards personalization. Instead of representing each personalized prior as a separate large generative model with millions of parameters (31 million for EG3D), we propose to represent each personalized model with a compact neural network (only 600k parameters) in conjunction with a pre-trained network that provides generic face priors. Our compact neural network uses parameter efficient low-rank decomposition of convolution and fully connected layers. However, training a parameter efficient generative prior using as few as 10 images is extremely ill-posed and requires additional regularizers. To this end, we propose a symmetry-based regularizer, where two novel view renderings in symmetric poses of a training example should preserve the identity of the individual. We observe that symmetry based regularizer improves performance for non-frontal poses. Our final system, My3DGen, which includes parameter efficient finetuning with symmetry based regularizer significantly outperforms a pre-trained model and is comparable to full finetuning which requires 50 times more parameters.




Figure 7. **Evaluating performance for inversion.** My3DGen (Ours) produces comparable or even better results w.r.t. full finetuning and significantly better results compared to pretrained EG3D while being 50x parameter efficient. Tuning is performed on only 10 images of each identity.




Figure 8. **Evaluating performance for synthesis** with interpolation between two **training samples**. Interpolation is performed between the latent codes and camera poses of two training images on the extreme left and right column (shown in blue). My3DGen (Ours) produces comparable or even better results w.r.t. full finetuning and significantly better result compared to pretrained EG3D while being 50x parameter efficient. Tuning is performed on only 10 images of each identity.




Figure 9. **Evaluating performance for synthesis** with interpolation between two **test samples**. Interpolation is performed between the latent codes and camera poses of two test images on the extreme left and right column (shown in blue). My3DGen (Ours) produces comparable or even better results w.r.t. full finetuning and significantly better result compared to pretrained EG3D while being 50x parameter efficient. Tuning is performed on only 10 images of each identity.



Figure 10. **Effect of training dataset size on inversion in our method.** We sample several subsets of images from the reference set for personalization. The subsets are of sizes 10, 50, and 100. For each subset, we tune a model and evaluate its inversion performance given a set of test images.

References

- [1] E. R. Chan, C. Z. Lin, M. A. Chan, K. Nagano, B. Pan, S. De Mello, O. Gallo, L. Guibas, J. Tremblay, S. Khamis, T. Karras, and G. Wetzstein, “Efficient geometry-aware 3d generative adversarial networks,” in *2022 IEEE/CVF Conference on Computer Vision and Pattern Recognition (CVPR)*, pp. 16102–16112, IEEE. [1](#), [2](#), [3](#), [5](#), [6](#), [8](#)
- [2] M. Niemeyer and A. Geiger, “GIRAFFE: Representing scenes as compositional generative neural feature fields,” in *2021 IEEE/CVF Conference on Computer Vision and Pattern Recognition (CVPR)*, pp. 11448–11459, IEEE. [1](#)
- [3] K. Schwarz, Y. Liao, M. Niemeyer, and A. Geiger, “GRAF: Generative radiance fields for 3d-aware image synthesis,” in *Advances in Neural Information Processing Systems* (H. Larochelle, M. Ranzato, R. Hadsell, M. F. Balcan, and H. Lin, eds.), vol. 33, pp. 20154–20166, Curran Associates, Inc. [1](#)
- [4] T. Nguyen-Phuoc, C. Li, L. Theis, C. Richardt, and Y.-L. Yang, “HoloGAN: Unsupervised learning of 3d representations from natural images.” [1](#)
- [5] R. Or-El, X. Luo, M. Shan, E. Shechtman, J. J. Park, and I. Kemelmacher-Shlizerman, “StyleSDF: High-resolution 3d-consistent image and geometry generation.” [1](#), [3](#), [8](#)
- [6] D. Roich, R. Mokady, A. H. Bermano, and D. Cohen-Or, “Pivotal tuning for latent-based editing of real images.” [1](#), [3](#), [4](#), [5](#)
- [7] E. J. Hu, Y. Shen, P. Wallis, Z. Allen-Zhu, Y. Li, S. Wang, L. Wang, and W. Chen, “LoRA: Low-rank adaptation of large language models.” [2](#), [3](#), [4](#), [6](#)
- [8] J. Deng, J. Guo, J. Yang, N. Xue, I. Kotsia, and S. Zafeiriou, “ArcFace: Additive angular margin loss for deep face recognition.” [2](#), [4](#), [5](#), [6](#)
- [9] A. Trevithick, M. Chan, M. Stengel, E. R. Chan, C. Liu, Z. Yu, S. Khamis, M. Chandraker, R. Ramamoorthi, and K. Nagano, “Real-time radiance fields for single-image portrait view synthesis.” [2](#), [3](#), [6](#), [7](#), [8](#)
- [10] V. Blanz and T. Vetter, “A morphable model for the synthesis of 3d faces,” in *Proceedings of the 26th Annual Conference on Computer Graphics and Interactive Techniques, SIGGRAPH ’99*, (USA), p. 187–194, ACM Press/Addison-Wesley Publishing Co., 1999. [3](#)
- [11] Y. Feng, H. Feng, M. J. Black, and T. Bolkart, “Learning an animatable detailed 3d face model from in-the-wild images,” *ACM Trans. Graph.*, vol. 40, jul 2021. [3](#)
- [12] B. Egger, W. A. P. Smith, A. Tewari, S. Wuhler, M. Zollhoefer, T. Beeler, F. Bernard, T. Bolkart, A. Kortylewski, S. Romdhani, C. Theobalt, V. Blanz, and T. Vetter, “3d morphable face models—past, present, and future,” *ACM Trans. Graph.*, vol. 39, jun 2020. [3](#)
- [13] A. Lattas, S. Moschoglou, S. Ploumpis, B. Gecer, A. Ghosh, and S. Zafeiriou, “AvatarMe++: Facial shape and BRDF inference with photorealistic rendering-aware GANs,” vol. 44, no. 12, pp. 9269–9284. Publisher: IEEE Computer Society. [3](#)
- [14] A. T. Tran, T. Hassner, I. Masi, and G. Medioni, “Regressing robust and discriminative 3d morphable models with a very deep neural network,” in *2017 IEEE Conference on Computer Vision and Pattern Recognition (CVPR)*, pp. 1493–1502, IEEE. [3](#)
- [15] L. Tran and X. Liu, “On learning 3d face morphable model from in-the-wild images.” [3](#)
- [16] E. R. Chan, M. Monteiro, P. Kellnhofer, J. Wu, and G. Wetzstein, “pi-GAN: Periodic implicit generative adversarial networks for 3d-aware image synthesis,” in *2021 IEEE/CVF Conference on Computer Vision and Pattern Recognition (CVPR)*, pp. 5795–5805, IEEE. [3](#)
- [17] J. Gu, L. Liu, P. Wang, and C. Theobalt, “StyleNeRF: A style-based 3d-aware generator for high-resolution image synthesis.” [3](#)
- [18] R. Abdal, Y. Qin, and P. Wonka, “Image2stylegan: How to embed images into the StyleGAN latent space?,” in *2019 IEEE/CVF International Conference on Computer Vision (ICCV)*, pp. 4431–4440, IEEE. [3](#)
- [19] T. Karras, S. Laine, M. Aittala, J. Hellsten, J. Lehtinen, and T. Aila, “Analyzing and improving the image quality of StyleGAN.” [3](#), [4](#), [5](#), [6](#)
- [20] O. Tov, Y. Alaluf, Y. Nitzan, O. Patashnik, and D. Cohen-Or, “Designing an encoder for StyleGAN image manipulation,” vol. 40, no. 4, pp. 133:1–133:14. [3](#)
- [21] E. Richardson, Y. Alaluf, O. Patashnik, Y. Nitzan, Y. Azar, S. Shapiro, and D. Cohen-Or, “Encoding in style: a StyleGAN encoder for image-to-image translation,” in *2021 IEEE/CVF Conference on Computer Vision and Pattern Recognition (CVPR)*, pp. 2287–2296, IEEE. [3](#)
- [22] Y. Alaluf, O. Tov, R. Mokady, R. Gal, and A. H. Bermano, “HyperStyle: StyleGAN inversion with HyperNetworks for real image editing,” vol. abs/2111.15666. [3](#)
- [23] A. R. Bhattarai, M. Nießner, and A. Sevastopolsky, “TriPlaneNet: An encoder for EG3d inversion.” [3](#), [5](#)
- [24] J. Ko, K. Cho, D. Choi, K. Ryoo, and S. Kim, “3d gan inversion with pose optimization,” WACV, 2023. [3](#)
- [25] J. Xie, H. Ouyang, J. Piao, C. Lei, and Q. Chen, “High-fidelity 3d GAN inversion by pseudo-multi-view optimization.” [3](#)
- [26] Y. Nitzan, K. Aberman, Q. He, O. Liba, M. Yarom, Y. Gandelman, I. Mosseri, Y. Pritch, and D. Cohen-Or, “MyStyle: A personalized generative prior,” vol. 41, no. 6, pp. 206:1–206:10. [3](#), [4](#), [5](#), [6](#), [8](#)
- [27] A. Radford, J. Wu, R. Child, D. Luan, D. Amodei, and I. Sutskever, “Language models are unsupervised multitask learners,” 2019. [3](#)
- [28] Y. Liu, M. Ott, N. Goyal, J. Du, M. Joshi, D. Chen, O. Levy, M. Lewis, L. Zettlemoyer, and V. Stoyanov, “Roberta: A robustly optimized bert pretraining approach,” 2019. [3](#)
- [29] T. Brown, B. Mann, N. Ryder, M. Subbiah, J. D. Kaplan, P. Dhariwal, A. Neelakantan, P. Shyam, G. Sastry, A. Askell, S. Agarwal, A. Herbert-Voss, G. Krueger,

- T. Henighan, R. Child, A. Ramesh, D. Ziegler, J. Wu, C. Winter, C. Hesse, M. Chen, E. Sigler, M. Litwin, S. Gray, B. Chess, J. Clark, C. Berner, S. McCandlish, A. Radford, I. Sutskever, and D. Amodei, "Language models are few-shot learners," in *Advances in Neural Information Processing Systems* (H. Larochelle, M. Ranzato, R. Hadsell, M. Balcan, and H. Lin, eds.), vol. 33, pp. 1877–1901, Curran Associates, Inc., 2020. 3
- [30] R. Rombach, A. Blattmann, D. Lorenz, P. Esser, and B. Ommer, "High-resolution image synthesis with latent diffusion models." 3
- [31] N. Houlsby, A. Giurgiu, S. Jastrzebski, B. Morrone, Q. De Laroussilhe, A. Gesmundo, M. Attariyan, and S. Gelly, "Parameter-efficient transfer learning for nlp," in *International Conference on Machine Learning*, pp. 2790–2799, PMLR, 2019. 3
- [32] Z. Lin, A. Madotto, and P. Fung, "Exploring versatile generative language model via parameter-efficient transfer learning," in *Findings of the Association for Computational Linguistics: EMNLP 2020*, (Online), pp. 441–459, Association for Computational Linguistics, Nov. 2020. 3
- [33] L. Zhang and M. Agrawala, "Adding conditional control to text-to-image diffusion models," 2023. 3
- [34] J. Chen, C. Xia, H. Ying, C. Yang, and G. Su, "Using facial symmetry in the illumination cone based 3d face reconstruction," in *2013 IEEE International Conference on Image Processing*, pp. 3700–3704. ISSN: 2381-8549. 3
- [35] R. Dovgand and R. Basri, "Statistical symmetric shape from shading for 3d structure recovery of faces," in *Computer Vision - ECCV 2004* (T. Pajdla and J. Matas, eds.), Lecture Notes in Computer Science, pp. 99–113, Springer. 3
- [36] Y. Yu, K. A. F. Mora, and J.-M. Odobez, "HeadFusion: 360° head pose tracking combining 3d morphable model and 3d reconstruction," vol. 40, no. 11, pp. 2653–2667. Conference Name: IEEE Transactions on Pattern Analysis and Machine Intelligence. 3
- [37] A. Ahmed, A. Farag, and T. Starr, "A new symmetric shape from shading algorithm with an application to 3-d face reconstruction," in *2008 15th IEEE International Conference on Image Processing*, pp. 201–204. ISSN: 2381-8549. 3
- [38] Q. Shi, S. Nobuhara, and T. Matsuyama, "3d face reconstruction and gaze estimation from multi-view video using symmetry prior," vol. 4, pp. 149–160. 3
- [39] S.-H. Jeon, H.-S. Yoon, and J.-H. Kim, "Frontal face reconstruction with symmetric constraints," in *2016 13th International Conference on Ubiquitous Robots and Ambient Intelligence (URAI)*, pp. 854–855. 3
- [40] S. Wu, C. Rupprecht, and A. Vedaldi, "Unsupervised learning of probably symmetric deformable 3d objects from images in the wild (invited paper)," *IEEE Transactions on Pattern Analysis & Machine Intelligence*, vol. 45, pp. 5268–5281, apr 2023. 3
- [41] Y. Wen, W. Liu, B. Raj, and R. Singh, "Self-supervised 3d face reconstruction via conditional estimation," in *Proceedings of the IEEE/CVF International Conference on Computer Vision (ICCV)*, pp. 13289–13298, October 2021. 3
- [42] Z. Gao, J. Zhang, Y. Guo, C. Ma, G. Zhai, and X. Yang, "Semi-supervised 3d face representation learning from unconstrained photo collections," in *2020 IEEE/CVF Conference on Computer Vision and Pattern Recognition Workshops (CVPRW)*, pp. 1426–1435, 2020. 3
- [43] X. Li, G. Hu, J. Zhu, W. Zuo, M. Wang, and L. Zhang, "Learning symmetry consistent deep cnns for face completion," *IEEE Transactions on Image Processing*, vol. 29, pp. 7641–7655, 2020. 3
- [44] L. Zhang, A. Razdan, G. Farin, J. Femiani, M. Bae, and C. Lockwood, "3d face authentication and recognition based on bilateral symmetry analysis," *The Visual Computer*, vol. 22, pp. 43–55, 10 2006. 3
- [45] I. Skorokhodov, S. Tulyakov, Y. Wang, and P. Wonka, "EpiGRAF: Rethinking training of 3d GANs," in *Advances in Neural Information Processing Systems* (S. Koyejo, S. Mohamed, A. Agarwal, D. Belgrave, K. Cho, and A. Oh, eds.), vol. 35, pp. 24487–24501, Curran Associates, Inc. 5
- [46] J. Kim, J. Yang, and X. Tong, "Learning high-fidelity face texture completion without complete face texture," in *2021 IEEE/CVF International Conference on Computer Vision (ICCV)*, pp. 13970–13979, IEEE. 5
- [47] F. Yin, Y. Zhang, X. Wang, T. Wang, X. Li, Y. Gong, Y. Fan, X. Cun, Y. Shan, C. Oztireli, and Y. Yang, "3d GAN inversion with facial symmetry prior." 5
- [48] G.-S. Hsu and C.-H. Tang, "Dual-view normalization for face recognition," vol. 8, pp. 147765–147775. Conference Name: IEEE Access. 5
- [49] K. Ding, K. Ma, S. Wang, and E. P. Simoncelli, "Image quality assessment: Unifying structure and texture similarity," vol. 44, no. 5, pp. 2567–2581. Conference Name: IEEE Transactions on Pattern Analysis and Machine Intelligence. 5
- [50] R. Zhang, P. Isola, A. A. Efros, E. Shechtman, and O. Wang, "The unreasonable effectiveness of deep features as a perceptual metric," in *2018 IEEE/CVF Conference on Computer Vision and Pattern Recognition*, pp. 586–595, IEEE. 5
- [51] images-of-celebs, "Face images of celebrities." original-date: 2022-10-04T11:54:56Z. 6
- [52] T. Karras, T. Aila, S. Laine, and J. Lehtinen, "Progressive growing of GANs for improved quality, stability, and variation." 6
- [53] Y. Deng, J. Yang, S. Xu, D. Chen, Y. Jia, and X. Tong, "Accurate 3d face reconstruction with weakly-supervised learning: From single image to image set." version: 2. 6
- [54] J. Ko, K. Cho, D. Choi, K. Ryoo, and S. Kim, "3d GAN inversion with pose optimization." 8