

Search for neutrino sources from the direction of IceCube alert events

The IceCube Collaboration

(a complete list of authors can be found at the end of the proceedings)

E-mail: martina.karl@icecube.wisc.edu

We search for additional neutrino emission from the direction of IceCube's highest energy public alert events. We take the arrival direction of 122 events with a high probability of being of astrophysical origin and look for steady and transient emission. We investigate 11 years of reprocessed and recalibrated archival IceCube data. For the steady scenario, we investigate if the potential emission is dominated by a single strong source or by many weaker sources. In contrast, for the transient emission we only search for single sources. In both cases, we find no significant additional neutrino component. Not having observed any significant excess, we constrain the maximal neutrino flux coming from all 122 origin directions (including the high-energy events) to $\Phi_{90\%, 100 \text{ TeV}} = 1.2 \times 10^{-15} (\text{TeV cm}^2 \text{ s})^{-1}$ at 100 TeV, assuming an E^{-2} emission, with 90% confidence. The most significant transient emission of all 122 investigated regions of interest is the neutrino flare associated with the blazar TXS 0506+056. With the recalibrated data, the flare properties of this work agree with previous results. We fit a Gaussian time profile centered at $\mu_T = 57001^{+38}_{-26}$ MJD and with a width of $\sigma_T = 64^{+35}_{-10}$ days. The best fit spectral index is $\gamma = 2.3 \pm 0.4$ and we fit a single flavor fluence of $J_{100 \text{ TeV}} = 1.2^{+1.1}_{-0.8} \times 10^{-8} (\text{TeV cm}^2)^{-1}$. The global p-value for transient emission is $p_{\text{global}} = 0.156$ and, therefore, compatible with background.

Corresponding authors: Martina Karl^{*1,2}

¹ *Technical University of Munich, TUM School of Natural Sciences, Department of Physics, James-Frank-Straße 1, D-85748 Garching bei München, Germany*

² *European Southern Observatory, Karl-Schwarzschild-Straße 2, D-85748 Garching bei München, Germany*

* Presenter

The 38th International Cosmic Ray Conference (ICRC2023)
26 July – 3 August, 2023
Nagoya, Japan



1. Introduction

The IceCube Neutrino Observatory [1] instruments a cubic kilometer of Antarctic ice at the geographic South Pole. It has a high duty cycle ($> 99\%$) [1], and contrary to traditional astronomical telescopes, IceCube’s field of view covers the full sky while being most sensitive to high-energy events at its horizon. Hence, IceCube is ideal for monitoring the sky for interesting events and alerting other telescopes. If IceCube detects neutrino events with a high probability of being of astrophysical origin (i.e., high energies and good pointing), it alerts other telescopes [2] and triggers follow-up multi-messenger observations [3]. On the 22nd of September 2017, such a high-energy event was detected (IceCube-170922A), and the astronomical community observed a flaring blazar at the reconstructed origin direction of IceCube-170922A [4]. Triggered by this association, a follow-up search for time-dependent neutrino emission before IceCube-170922A found a neutrino flare probably originating from TXS 0506+056 between September 2014 and March 2015 [5].

We investigate if, in general (so without an electromagnetic counterpart), there is an association between high-energy alerts and additional neutrino emission, as was the case for IceCube-170922A and the neutrino flare. Preliminary results were presented in [6]; however, the selection for high-energy events was updated in the meantime [7]. We choose alert events with the highest astrophysical purity (the “gold” alert channel [8, 9]), add high-energy events from Ref. [7], and use their origin directions as positions of interest for a neutrino follow-up analysis. Since these alert events motivate the analysis, we remove the respective events from the analyzed data. Hence, we investigate whether these highest-energy events are generally associated with neutrino emission in lower energies. Figure 1 shows all the analyzed positions in this work and their uncertainty regions. For the analysis, we use 11 years of re-calibrated (with respect to Ref. [5]) through-going muon tracks, from mid 2009 to mid 2020.

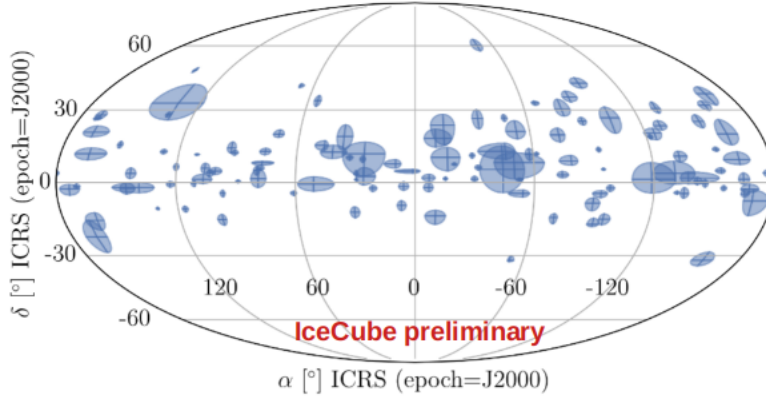


Figure 1: Map of all high-energy tracks and their 90% uncertainty regions investigated in this work. Events were detected between 2009 and the end of 2021.

2. Analysis method

We use the unbinned likelihood ratio approach presented in Ref. [10]. The likelihood, \mathcal{L} , is the joint probability of the signal, S , and the background, B , probability density function

(pdf). The likelihood ratio test then evaluates the ratio of a signal and a background hypothesis. The background hypothesis assumes no emission from neutrino point sources; hence the data are atmospheric background and a diffuse astrophysical neutrino component. The signal hypothesis states that there is a point-source signal of n_S neutrinos on top of the expected background. The neutrinos cluster around the source location and follow a power-law spectrum $\propto E^{-\gamma}$. In the case of a time-dependent emission, we expect neutrinos only during a certain period of time (assuming a Gaussian temporal pdf).

With the likelihood ratio, we express the test statistic value as

$$\text{TS} = 2 \ln \left[\frac{\mathcal{L}(n_S = \hat{n}_S)}{\mathcal{L}(n_S = 0)} \right] = 2 \sum_i \ln \left[\frac{\hat{n}_S}{N} \left(\frac{S_i(\hat{\gamma})}{B_i} - 1 \right) + 1 \right], \quad (1)$$

where we optimize the mean number of detected signal neutrinos, n_S , and the source spectral index, γ (as part of the signal pdf S). The sum over background and signal pdfs is taken over all events, $i = 1 \dots N$. The $\hat{n}_S, \hat{\gamma}$ indicate the best-fit values of n_S and γ .

This analysis searches for continuous and for time-dependent emission from the direction of IceCube alert events. For the continuous case, the signal and background pdfs are the product of a spatial and energy pdf. For the signal pdf, the spatial part depends on the distance between the source position, \vec{x}_S , and reconstruction position of the neutrino events, \vec{x}_i and their reconstruction uncertainty, σ_i . The signal energy pdf describes the probability of detecting an event with energy E_i at declination δ_i originating from a source with energy spectrum $\propto E^{-\gamma}$

$$S_i(\vec{x}_i, E_i | \sigma_i, \vec{x}_S, \gamma) = S_{\text{spatial}}(\vec{x}_i | \sigma_i, \vec{x}_S) \cdot S_{\text{energy}}(E_i | \delta_i, \gamma) = \frac{1}{2\pi\sigma_i^2} \exp\left(\frac{-|\vec{x}_i - \vec{x}_S|^2}{2\sigma_i^2}\right) \cdot S_{\text{energy}}(E_i | \delta_i, \gamma). \quad (2)$$

For the background, we can assume uniformity in right ascension due to IceCube's unique position at the South Pole

$$B_i(\vec{x}_i, E_i) = B_{\text{spatial}}(\vec{x}_i) \cdot B_{\text{energy}}(E_i | \delta_i) = \frac{1}{2\pi} \cdot P(\delta_i) \cdot B_{\text{energy}}(E_i | \delta_i). \quad (3)$$

In the case of the time-dependent analysis, the signal and background pdfs are the product of a spatial, energy, and temporal pdf. The spatial and energy pdfs remain the same as for the continuous case. For the signal temporal pdf, S_T , we assume a Gaussian-shaped time profile

$$S_T(t_i | \mu_T, \sigma_T) = \frac{1}{\sigma_T \sqrt{2\pi}} \exp\left(\frac{-(t_i - \mu_T)^2}{2\sigma_T^2}\right), \quad (4)$$

centered at μ_T with width σ_T and evaluate the pdf for the detection time of each event, t_i . For the background, the temporal pdf assumes uniformity over the whole detection time: $1/\text{detector uptime}$. When investigating possible flaring times, short flares are more abundant than longer flares. This introduces a bias towards shorter flares, which we correct by multiplying the test statistic with $\sigma_T/300$ days, where 300 days is the upper bound on the flare length.

However, we do not know when the source could be flaring. We used, for the first time on IceCube data, the unsupervised learning algorithm expectation maximization (EM) [11] to identify

neutrino flares [12, 13]. EM is based on a two-component Gaussian mixture model; hence we assume a Gaussian signal and a uniform background. We weigh each event time with their time-independent signal pdf divided by the background pdf ($S_i(\gamma)/B_i$) as in equation 2 and equation 3. Since $S_i(\gamma)$ depends on the source spectral index, the weights ($S_i(\gamma)/B_i$) change depending which γ we assume for a source. To avoid biases for a specific spectral index, we calculate the weights for different spectral indices and repeat the fit of the neutrino flare with EM for each. For each best fit $\hat{\mu}_T$ and $\hat{\sigma}_T$, we calculate the TS value (this time including the temporal pdfs) and take the parameters yielding the best (i.e., highest) TS value as the best-fit parameters.

The above procedure assumes a precise position \vec{x}_S . However, as shown in Figure 1, there are uncertainties on the alert events' reconstructed positions. Hence, we fit the best point-source position within each uncertainty region. We divide each region into a grid with steps of 0.2° and calculate each grid point's TS-value (by optimizing n_S and γ). 0.2° is the best possible angular resolution and smaller than the median angular resolution. The point yielding the most significant TS-value is then the best-fit point-source position. We then compare this TS-value with a background TS distribution generated for each region and calculate the local p-value (i.e., the probability of getting this TS-value if the data were background-like).

We do this analysis for 122 uncertainty regions and choose the most significant p-value as our result. However, we have to correct for the fact we are investigating 122 regions. We run the analysis $\sim 10^4$ times on background data, and each time we take the most significant p-value out of the 122 analyzed regions. By comparing these background p-values with the one we obtain from the real data, we get the global p-value (i.e., the probability of getting the most significant local p-value if the data were background-like).

In the continuous case, we additionally investigate if there is an overall neutrino emission from all 122 regions combined. For this, we adopt the approach by Ref. [14] and sum the TS-values of all 122 regions and get a stacked TS-value. The same is done for 10^4 background realizations, and we calculate a stacked p-value for overall emission from all positions based on the background distribution. The stacked p-values are already the global p-values and need no further correction.

3. Results

Our search for continuous neutrino emission from the direction of IceCube alert events (while not including the respective alert event in the data) yields a global p-value of 98%. Hence, we find no evidence for an additional continuous component to the single high-energy events. The search for the overall emission from all regions combined yields a p-value of 8%, which is still compatible with the background expectation. Hence, we constrain the possible overall neutrino emission from all regions combined (excluding the alert events) to $\Phi_{90\%, 100\text{TeV}}^{\nu_\mu + \bar{\nu}_\mu, \text{w/o alerts}} = 4.2 \times 10^{-16} \text{ (TeV cm}^2 \text{ s)}^{-1}$ between 4.2 TeV and 3.6 PeV with 90% confidence. Here, we assume a spectral emission of $\propto E^{-2}$ and the flux is normalized at 100 TeV. For comparison with the diffuse flux, we include the alert events in the analysis and determine a 90% confidence upper flux limit of $\Phi_{90\%, 100\text{TeV}}^{\nu_\mu + \bar{\nu}_\mu, \text{with alerts}} = 1.2 \times 10^{-15} \text{ (TeV cm}^2 \text{ s)}^{-1}$ for a total emission of these high-energy neutrino production sites. Here again, we assume an emission $\propto E^{-2}$. Comparing this with the astrophysical diffuse flux of $\Phi_{\text{diffuse}, 100\text{TeV}} = 1.44 \times 10^{-15} \text{ (TeV cm}^2 \text{ s sr)}^{-1}$ between 15 TeV and 5 PeV [7], we conclude that the emission from all these regions can contribute a maximum of 4.6 % of the astrophysical diffuse

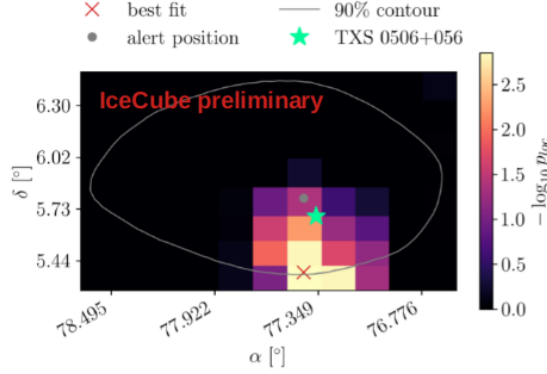


Figure 2: P-value map of the uncertainty region of IceCube-170922A. The grey dot shows the best-reconstructed direction of IceCube-170922A, the grey line the 90% uncertainty contour on the reconstruction. The red cross shows the best-fit position, about 0.5° of TXS 0506+056 (green star). The color displays the local p-value at each gridpoint.

flux (between 15 TeV and 3.6 PeV). A more detailed discussion on the continuous results can be found in [13].

When looking for time-dependent sources, the most significant region is from the alert IceCube-170922A, which is associated with the blazar TXS 0506+056. The best-fit position is within 0.5° of the location of TXS 0506+056 (see Figure 2). The local p-value is 3σ and the best-fit parameters agree with Ref. [5], as shown in Figure 3. We find a flare with mean $\hat{\mu}_T = 57001^{+38}_{-26}$ MJD and a width of $\hat{\sigma}_T = 64^{+35}_{-10}$ days (agreeing with $\hat{\mu}_T = 57004 \pm 21$ MJD and a width of $\hat{\sigma}_T = 55^{+18}_{-12}$ days in Ref. [5]). The best-fit mean number of expected neutrinos during the flare is $\hat{n}_S = 12^{+9}_{-7}$, with an energy spectral index of $\hat{\gamma} = 2.3 \pm 0.4$. During the flare ($\hat{\mu}_T \pm 2\hat{\sigma}_T$), the average flux is $\Phi_{100\text{TeV}}^{\nu_\mu + \bar{\nu}_\mu} = 1.1^{+0.9}_{-0.8} \times 10^{-15} \text{ (TeV cm}^2 \text{ s)}^{-1}$ between 3.5 TeV and 213 TeV. The time-integrated flux (integrated over $\hat{\mu}_T \pm 2\hat{\sigma}_T$), the fluence, is $J_{100\text{TeV}}^{\nu_\mu + \bar{\nu}_\mu} = 1.2^{+1.1}_{-0.8} \times 10^{-8} \text{ (TeV cm}^2 \text{)}^{-1}$. The flux estimates and spectral index agree with Ref. [5] ($\Phi_{100\text{TeV}}^{\nu_\mu + \bar{\nu}_\mu} = 1.6^{+0.7}_{-0.6} \times 10^{-15} \text{ (TeV cm}^2 \text{ s)}^{-1}$ and $\hat{\gamma} = 2.2 \pm 0.2$), as shown in Figure 4. Details on the time-dependent analysis, how the re-calibration affects the flare, and the uncertainty estimations can be found in [13].

4. Conclusion

In general, high-energy alert events do not point to lower-energy neutrino emission. The lack of lower-energetic neutrino emission (with respect to IceCube alert events) could be, for example the result of sources emitting a very hard energy spectrum ($\propto E^{0 < \gamma \leq -1}$). We would see such a hard spectrum as single high-energy events since lower energetic events would be sparse and completely dominated by atmospheric background. Another possibility are flaring sources where we only detect single high-energy events during the flare. Considering TXS 0506+056, it could be that there are similar sources that were not flaring in lower energies between mid-2009 and mid-2020. All in all, TXS 0506+056 remains the only locally significant source, and the alert event IceCube-170922A is quite unique in its association with lower-energy neutrinos.

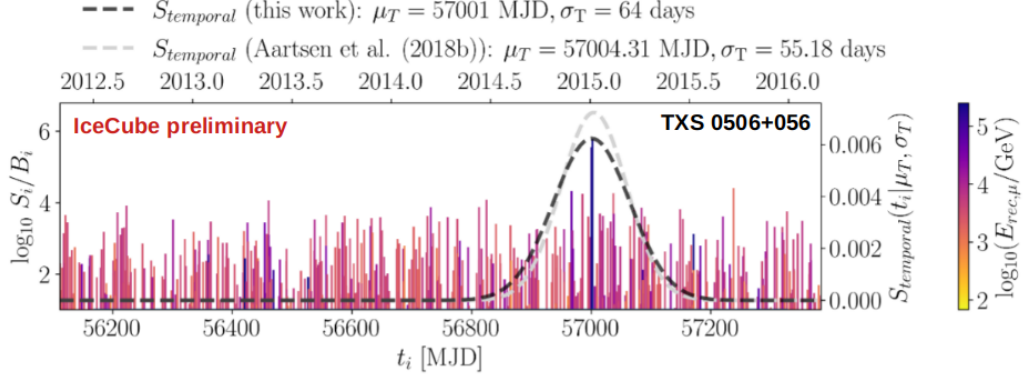


Figure 3: Events' S_i/B_i versus detection time, t_i for TXS 0506+056. The black line shows this work's temporal pdf, and it agrees with the grey line showing the temporal pdf published in Ref. [5]. The event color shows their reconstructed muon energy.

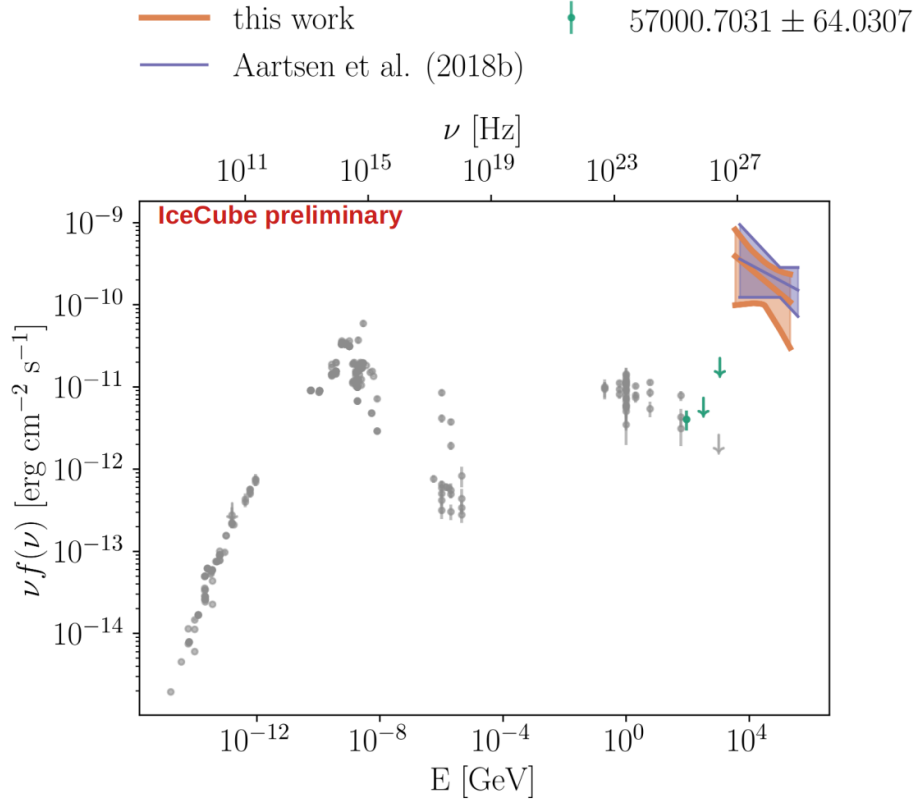


Figure 4: Spectral energy distribution of TXS 0506+056. Photons are shown in grey dots, the green dots in γ -rays were emitted during the time of the neutrino flare (57001 ± 64 days). The neutrino band compares this work (orange) with the result of Ref. [5] (purple).

References

- [1] **IceCube** Collaboration, M. Aartsen *et al.* *Journal of Instrumentation* **12** no. 03, (2017) P03012–P03012.
- [2] **IceCube** Collaboration, M. G. Aartsen *et al.* *Astropart. Phys.* **92** (2017) 30–41.
- [3] Thomas Kintscher for the IceCube Collaboration *Journal of Physics: Conference Series* **718** (2016) 062029.
- [4] **IceCube, Fermi-LAT, MAGIC, AGILE, ASAS-SN, HAWC, H.E.S.S, INTEGRAL, Kanata, Kiso, Kapteyn, Liverpool telescope, Subaru, Swift/NuSTAR, VERITAS, and VLA/17b-403** Collaboration, M. G. Aartsen *et al.* *Science* **361** (2018) eaat1378.
- [5] **IceCube** Collaboration, M. G. Aartsen *et al.* *Science* **361** (2018) 147–151.
- [6] M. Karl, “Search for Neutrino Emission in IceCube’s Archival Data from the Direction of IceCube Alert Events,” in *36th International Cosmic Ray Conference (ICRC2019)*, vol. 36 of *International Cosmic Ray Conference*, p. 929. July, 2019. [arXiv:1908.05162](https://arxiv.org/abs/1908.05162) [astro-ph.HE].
- [7] **IceCube** Collaboration, R. Abbasi, M. Ackermann, J. Adams, J. A. Aguilar, *et al.* *Astrophysical Journal* **928** no. 1, (Mar., 2022) 50.
- [8] E. Blaufuss, T. Kintscher, L. Lu, and C. F. Tung, “The Next Generation of IceCube Real-time Neutrino Alerts,” in *36th International Cosmic Ray Conference (ICRC2019)*, vol. 36 of *International Cosmic Ray Conference*, p. 1021. July, 2019. [arXiv:1908.04884](https://arxiv.org/abs/1908.04884) [astro-ph.HE].
- [9] **IceCube** Collaboration, R. Abbasi *et al.*, “Icecat-1: the icecube event catalog of alert tracks,” 2023.
- [10] J. Braun, J. Dumm, F. De Palma, C. Finley, A. Karle, and T. Montaruli *Astropart. Phys.* **29** (2008) 299–305.
- [11] A. P. Dempster, N. M. Laird, and D. B. Rubin *Journal of the Royal Statistical Society. Series B (Methodological)* **39** no. 1, (1977) 1–38.
- [12] M. Karl, P. Eller, and A. Schubert, “Search for high-energy neutrino sources from the direction of IceCube alert events,” in *Proceedings of 37th International Cosmic Ray Conference — PoS(ICRC2021)*, vol. 395, p. 940. 2021.
- [13] M. S. Karl, “Unraveling the origin of high-energy neutrino sources: follow-up searches of icecube alert events,” 2022. <https://mediatum.ub.tum.de/?id=1654955>.
- [14] **ANTARES, IceCube, Pierre Auger, Telescope Array** Collaboration, A. Albert, S. Alves, M. André, M. Anghinolfi, M. A., *et al.* *The Astrophysical Journal* **934** no. 2, (Aug, 2022) 164.

Full Author List: IceCube Collaboration

R. Abbasi¹⁷, M. Ackermann⁶³, J. Adams¹⁸, S. K. Agarwalla^{40, 64}, J. A. Aguilar¹², M. Ahlers²², J.M. Alameddine²³, N. M. Amin⁴⁴, K. Andeen⁴², G. Anton²⁶, C. Argüelles¹⁴, Y. Ashida⁵³, S. Athanasiadou⁶³, S. N. Axani⁴⁴, X. Bai⁵⁰, A. Balagopal V.⁴⁰, M. Baricevic⁴⁰, S. W. Barwick³⁰, V. Basu⁴⁰, R. Bay⁸, J. J. Beatty^{20, 21}, J. Becker Tjus^{11, 65}, J. Beise⁶¹, C. Bellenghi²⁷, C. Benning¹, S. BenZvi⁵², D. Berley¹⁹, E. Bernardini⁴⁸, D. Z. Besson³⁶, E. Blaufuss¹⁹, S. Blot⁶³, F. Bontempo³¹, J. Y. Book¹⁴, C. Boscolo Meneguolo⁴⁸, S. Böser⁴¹, O. Botner⁶¹, J. Böttcher¹, E. Bourbeau²², J. Braun⁴⁰, B. Brinson⁶, J. Brostean-Kaiser⁶³, R. T. Burley², R. S. Busse⁴³, D. Butterfield⁴⁰, M. A. Campana⁴⁹, K. Carloni¹⁴, E. G. Carnie-Bronca², S. Chattopadhyay^{40, 64}, N. Chau¹², C. Chen⁶, Z. Chen⁵⁵, D. Chirkin⁴⁰, S. Choi⁵⁶, B. A. Clark¹⁹, L. Classen⁴³, A. Coleman⁶¹, G. H. Collin¹⁵, A. Connolly^{20, 21}, J. M. Conrad¹⁵, P. Coppin¹³, P. Correa¹³, D. F. Cowen^{59, 60}, P. Dave⁶, C. De Clercq¹³, J. J. DeLaunay⁵⁸, D. Delgado¹⁴, S. Deng¹, K. Deoskar⁵⁴, A. Desai⁴⁰, P. Desiati⁴⁰, K. D. de Vries¹³, G. de Wasseige³⁷, T. DeYoung²⁴, A. Diaz¹⁵, J. C. Díaz-Vélez⁴⁰, M. Dittmer⁴³, A. Domi²⁶, H. Dujmovic⁴⁰, M. A. DuVernois⁴⁰, T. Ehrhardt⁴¹, P. Eller²⁷, E. Ellinger⁶², S. El Mentawi¹, D. Elsässer²³, R. Engel^{31, 32}, H. Erpenbeck⁴⁰, J. Evans¹⁹, P. A. Evenson⁴⁴, K. L. Fan¹⁹, K. Fang⁴⁰, K. Farrag¹⁶, A. R. Fazely⁷, A. Fedynitch⁵⁷, N. Feigl¹⁰, S. Fiedlschuster²⁶, C. Finley⁵⁴, L. Fischer⁶³, D. Fox⁵⁹, A. Frankowski¹¹, A. Fritz⁴¹, P. Fürst¹, J. Gallagher³⁹, E. Ganster¹, A. Garcia¹⁴, L. Gerhardt⁹, A. Ghadimi⁵⁸, C. Glaser⁶¹, T. Glauch²⁷, T. Glusenkamp^{26, 61}, N. Goehke³², J. G. Gonzalez⁴⁴, S. Goswami⁵⁸, D. Grant²⁴, S. J. Gray¹⁹, O. Gries¹, S. Griffin⁴⁰, S. Griswold⁵², K. M. Groth²², C. Günther¹, P. Gutjahr²³, C. Haack²⁶, A. Hallgren⁶¹, R. Halliday²⁴, L. Halve¹, F. Halzen⁴⁰, H. Hamdaoui⁵⁵, M. Ha Minh²⁷, K. Hanson⁴⁰, J. Hardin¹⁵, A. A. Harnisch²⁴, P. Hatch³³, A. Haungs³¹, K. Helbing⁶², J. Hellrung¹¹, F. Henningsen²⁷, L. Heuermann¹, N. Heyer⁶¹, S. Hickford⁶², A. Hidvegi⁵⁴, C. Hill¹⁶, G. C. Hill², K. D. Hoffman¹⁹, S. Hori⁴⁰, K. Hoshino^{40, 66}, W. Hou³¹, T. Huber³¹, K. Hultqvist⁵⁴, M. Hünnefeld²³, R. Hussain⁴⁰, K. Hymon²³, S. In⁵⁶, A. Ishihara¹⁶, M. Jacquart⁴⁰, O. Janik¹, M. Jansson⁵⁴, G. S. Japaridze⁵, M. Jeong⁵⁶, M. Jin¹⁴, B. J. P. Jones⁴, D. Kang³¹, W. Kang⁵⁶, X. Kang⁴⁹, A. Kappes⁴³, D. Kappesser⁴¹, L. Kardum²³, T. Karg⁶³, M. Karl²⁷, A. Karle⁴⁰, U. Katz²⁶, M. Kauer⁴⁰, J. L. Kelley⁴⁰, A. Khatee Zathul⁴⁰, A. Kheirandish^{34, 35}, J. Kiryluk⁵⁵, S. R. Klein^{8, 9}, A. Kochocki²⁴, R. Koirala⁴⁴, H. Kolanoski¹⁰, T. Kontrimas²⁷, L. Köpke⁴¹, C. Kopper²⁶, D. J. Koskinen²², P. Koundal³¹, M. Kovacevich⁴⁹, M. Kowalski^{10, 63}, T. Kozynets²², J. Krishnamoorthi^{40, 64}, K. Kruiswijk³⁷, E. Krupczak²⁴, A. Kumar⁶³, E. Kun¹¹, N. Kurahashi⁴⁹, N. Lad⁶³, C. Lagunas Gualda⁶³, M. Lamoureux³⁷, M. J. Larson¹⁹, S. Latseva¹, F. Lauber⁶², J. P. Lazar^{14, 40}, J. W. Lee⁵⁶, K. Leonard DeHolton⁶⁰, A. Leszczyńska⁴⁴, M. Lincetto¹¹, Q. R. Liu⁴⁰, M. Liubarska²⁵, E. Lohfink⁴¹, C. Love⁴⁹, C. J. Lozano Mariscal⁴³, L. Lu⁴⁰, F. Lucarelli²⁸, W. Luszczak^{20, 21}, Y. Lyu^{8, 9}, J. Madsen⁴⁰, K. B. M. Mahn²⁴, Y. Makino⁴⁰, E. Manao²⁷, S. Mancina^{40, 48}, W. Marie Sainte⁴⁰, I. C. Mariş¹², S. Marka⁴⁶, Z. Marka⁴⁶, M. Marsee⁵⁸, I. Martinez-Soler¹⁴, R. Maruyama⁴⁵, F. Mayhew²⁴, T. McElroy²⁵, F. McNally³⁸, J. V. Mead²², K. Meagher⁴⁰, S. Mechbal⁶³, A. Medina²¹, M. Meier¹⁶, Y. Merckx¹³, L. Merten¹¹, J. Micallef²⁴, J. Mitchell⁷, T. Montaruli²⁸, R. W. Moore²⁵, Y. Morii¹⁶, R. Morse⁴⁰, M. Moulai⁴⁰, T. Mukherjee³¹, R. Naab⁶³, R. Nagai¹⁶, M. Nakos⁴⁰, U. Naumann⁶², J. Necker⁶³, A. Negi⁴, M. Neumann⁴³, H. Niederhausen²⁴, M. U. Nisa²⁴, A. Noell¹, A. Novikov⁴⁴, S. C. Nowicki²⁴, A. Obertacke Pollmann¹⁶, V. O'Dell⁴⁰, M. Oehler³¹, B. Oeyen²⁹, A. Olivas¹⁹, R. Ørsøe²⁷, J. Osborn⁴⁰, E. O'Sullivan⁶¹, H. Pandya⁴⁴, N. Park³³, G. K. Parker⁴, E. N. Paudel⁴⁴, L. Paul^{42, 50}, C. Pérez de los Heros⁶¹, J. Peterson⁴⁰, S. Philippen¹, A. Pizzuto⁴⁰, M. Plum⁵⁰, A. Pontén⁶¹, Y. Popovych⁴¹, M. Prado Rodriguez⁴⁰, B. Pries²⁴, R. Procter-Murphy¹⁹, G. T. Przybylski⁹, C. Raab³⁷, J. Rack-Helleis⁴¹, K. Rawlins³, Z. Rechav⁴⁰, A. Rehman⁴⁴, P. Reichherzer¹¹, G. Renzi¹², E. Resconi²⁷, S. Reusch⁶³, W. Rhode²³, B. Riedel⁴⁰, A. Rifaie¹, E. J. Roberts², S. Robertson^{8, 9}, S. Rodan⁵⁶, G. Roellinghoff⁵⁶, M. Rongen²⁶, C. Rott^{53, 56}, T. Ruhe²³, L. Ruohan²⁷, D. Ryckbosch²⁹, I. Safa^{14, 40}, J. Saffer³², D. Salazar-Gallegos²⁴, P. Sampathkumar³¹, S. E. Sanchez Herrera²⁴, A. Sandrock⁶², M. Santander⁵⁸, S. Sarkar²⁵, S. Sarkar⁴⁷, J. Savelberg¹, P. Savina⁴⁰, M. Schaufel¹, H. Schieler³¹, S. Schindler²⁶, L. Schlickmann¹, B. Schlüter⁴³, F. Schlüter¹², N. Schmeisser⁶², T. Schmidt¹⁹, J. Schneider²⁶, F. G. Schröder^{31, 44}, L. Schumacher²⁶, G. Schwefer¹, S. Sclafani¹⁹, D. Seckel⁴⁴, M. Seikh³⁶, S. Seunarine⁵¹, R. Shah⁴⁹, A. Sharma⁶¹, S. Shefali³², N. Shimizu¹⁶, M. Silva⁴⁰, B. Skrzypek¹⁴, B. Smithers⁴, R. Snihur⁴⁰, J. Soedingrekso²³, A. Søgaard²², D. Soldin³², P. Soldin¹, G. Sommani¹¹, C. Spannfellner²⁷, G. M. Spiczak⁵¹, C. Spiering⁶³, M. Stamatikos²¹, T. Stanev⁴⁴, T. Stezelberger⁹, T. Stürwald⁶², T. Stuttard²², G. W. Sullivan¹⁹, I. Taboada⁶, S. Ter-Antonyan⁷, M. Thiesmeyer¹, W. G. Thompson¹⁴, J. Thwaites⁴⁰, S. Tilav⁴⁴, K. Tollefson²⁴, C. Tönnis⁵⁶, S. Toscano¹², D. Tosi⁴⁰, A. Tretin⁶³, C. F. Tung⁶, R. Turcotte³¹, J. P. Twagirayezu²⁴, B. Ty⁴⁰, M. A. Unland Elorrieta⁴³, A. K. Upadhyay^{40, 64}, K. Upshaw⁷, N. Valtonen-Mattila⁶¹, J. Vandenbroucke⁴⁰, N. van Eijndhoven¹³, D. Vannerom¹⁵, J. van Santen⁶³, J. Vara⁴³, J. Veitch-Michaelis⁴⁰, M. Venugopal³¹, M. Vereecken³⁷, S. Verpoest⁴⁴, D. Veske⁴⁶, A. Vijai¹⁹, C. Walck⁵⁴, C. Weaver²⁴, P. Weigel¹⁵, A. Weindl³¹, J. Weldert⁶⁰, C. Wendt⁴⁰, J. Werthebach²³, M. Weyrauch³¹, N. Whitehorn²⁴, C. H. Wiebusch¹, N. Willey²⁴, D. R. Williams⁵⁸, L. Witthaus²³, A. Wolf¹, M. Wolf²⁷, G. Wrede²⁶, X. W. Xu⁷, J. P. Yanez²⁵, E. Yildizci⁴⁰, S. Yoshida¹⁶, R. Young³⁶, F. Yu¹⁴, S. Yu²⁴, T. Yuan⁴⁰, Z. Zhang⁵⁵, P. Zhelnin¹⁴, M. Zimmerman⁴⁰

¹ III. Physikalisches Institut, RWTH Aachen University, D-52056 Aachen, Germany

² Department of Physics, University of Adelaide, Adelaide, 5005, Australia

³ Dept. of Physics and Astronomy, University of Alaska Anchorage, 3211 Providence Dr., Anchorage, AK 99508, USA

⁴ Dept. of Physics, University of Texas at Arlington, 502 Yates St., Science Hall Rm 108, Box 19059, Arlington, TX 76019, USA

⁵ CTSPS, Clark-Atlanta University, Atlanta, GA 30314, USA

⁶ School of Physics and Center for Relativistic Astrophysics, Georgia Institute of Technology, Atlanta, GA 30332, USA

⁷ Dept. of Physics, Southern University, Baton Rouge, LA 70813, USA

⁸ Dept. of Physics, University of California, Berkeley, CA 94720, USA

⁹ Lawrence Berkeley National Laboratory, Berkeley, CA 94720, USA

¹⁰ Institut für Physik, Humboldt-Universität zu Berlin, D-12489 Berlin, Germany

¹¹ Fakultät für Physik & Astronomie, Ruhr-Universität Bochum, D-44780 Bochum, Germany

¹² Université Libre de Bruxelles, Science Faculty CP230, B-1050 Brussels, Belgium

- ¹³ Vrije Universiteit Brussel (VUB), Dienst ELEM, B-1050 Brussels, Belgium
- ¹⁴ Department of Physics and Laboratory for Particle Physics and Cosmology, Harvard University, Cambridge, MA 02138, USA
- ¹⁵ Dept. of Physics, Massachusetts Institute of Technology, Cambridge, MA 02139, USA
- ¹⁶ Dept. of Physics and The International Center for Hadron Astrophysics, Chiba University, Chiba 263-8522, Japan
- ¹⁷ Department of Physics, Loyola University Chicago, Chicago, IL 60660, USA
- ¹⁸ Dept. of Physics and Astronomy, University of Canterbury, Private Bag 4800, Christchurch, New Zealand
- ¹⁹ Dept. of Physics, University of Maryland, College Park, MD 20742, USA
- ²⁰ Dept. of Astronomy, Ohio State University, Columbus, OH 43210, USA
- ²¹ Dept. of Physics and Center for Cosmology and Astro-Particle Physics, Ohio State University, Columbus, OH 43210, USA
- ²² Niels Bohr Institute, University of Copenhagen, DK-2100 Copenhagen, Denmark
- ²³ Dept. of Physics, TU Dortmund University, D-44221 Dortmund, Germany
- ²⁴ Dept. of Physics and Astronomy, Michigan State University, East Lansing, MI 48824, USA
- ²⁵ Dept. of Physics, University of Alberta, Edmonton, Alberta, Canada T6G 2E1
- ²⁶ Erlangen Centre for Astroparticle Physics, Friedrich-Alexander-Universität Erlangen-Nürnberg, D-91058 Erlangen, Germany
- ²⁷ Technical University of Munich, TUM School of Natural Sciences, Department of Physics, D-85748 Garching bei München, Germany
- ²⁸ Département de physique nucléaire et corpusculaire, Université de Genève, CH-1211 Genève, Switzerland
- ²⁹ Dept. of Physics and Astronomy, University of Gent, B-9000 Gent, Belgium
- ³⁰ Dept. of Physics and Astronomy, University of California, Irvine, CA 92697, USA
- ³¹ Karlsruhe Institute of Technology, Institute for Astroparticle Physics, D-76021 Karlsruhe, Germany
- ³² Karlsruhe Institute of Technology, Institute of Experimental Particle Physics, D-76021 Karlsruhe, Germany
- ³³ Dept. of Physics, Engineering Physics, and Astronomy, Queen's University, Kingston, ON K7L 3N6, Canada
- ³⁴ Department of Physics & Astronomy, University of Nevada, Las Vegas, NV, 89154, USA
- ³⁵ Nevada Center for Astrophysics, University of Nevada, Las Vegas, NV 89154, USA
- ³⁶ Dept. of Physics and Astronomy, University of Kansas, Lawrence, KS 66045, USA
- ³⁷ Centre for Cosmology, Particle Physics and Phenomenology - CP3, Université catholique de Louvain, Louvain-la-Neuve, Belgium
- ³⁸ Department of Physics, Mercer University, Macon, GA 31207-0001, USA
- ³⁹ Dept. of Astronomy, University of Wisconsin–Madison, Madison, WI 53706, USA
- ⁴⁰ Dept. of Physics and Wisconsin IceCube Particle Astrophysics Center, University of Wisconsin–Madison, Madison, WI 53706, USA
- ⁴¹ Institute of Physics, University of Mainz, Staudinger Weg 7, D-55099 Mainz, Germany
- ⁴² Department of Physics, Marquette University, Milwaukee, WI, 53201, USA
- ⁴³ Institut für Kernphysik, Westfälische Wilhelms-Universität Münster, D-48149 Münster, Germany
- ⁴⁴ Bartol Research Institute and Dept. of Physics and Astronomy, University of Delaware, Newark, DE 19716, USA
- ⁴⁵ Dept. of Physics, Yale University, New Haven, CT 06520, USA
- ⁴⁶ Columbia Astrophysics and Nevis Laboratories, Columbia University, New York, NY 10027, USA
- ⁴⁷ Dept. of Physics, University of Oxford, Parks Road, Oxford OX1 3PU, United Kingdom
- ⁴⁸ Dipartimento di Fisica e Astronomia Galileo Galilei, Università Degli Studi di Padova, 35122 Padova PD, Italy
- ⁴⁹ Dept. of Physics, Drexel University, 3141 Chestnut Street, Philadelphia, PA 19104, USA
- ⁵⁰ Physics Department, South Dakota School of Mines and Technology, Rapid City, SD 57701, USA
- ⁵¹ Dept. of Physics, University of Wisconsin, River Falls, WI 54022, USA
- ⁵² Dept. of Physics and Astronomy, University of Rochester, Rochester, NY 14627, USA
- ⁵³ Department of Physics and Astronomy, University of Utah, Salt Lake City, UT 84112, USA
- ⁵⁴ Oskar Klein Centre and Dept. of Physics, Stockholm University, SE-10691 Stockholm, Sweden
- ⁵⁵ Dept. of Physics and Astronomy, Stony Brook University, Stony Brook, NY 11794-3800, USA
- ⁵⁶ Dept. of Physics, Sungkyunkwan University, Suwon 16419, Korea
- ⁵⁷ Institute of Physics, Academia Sinica, Taipei, 11529, Taiwan
- ⁵⁸ Dept. of Physics and Astronomy, University of Alabama, Tuscaloosa, AL 35487, USA
- ⁵⁹ Dept. of Astronomy and Astrophysics, Pennsylvania State University, University Park, PA 16802, USA
- ⁶⁰ Dept. of Physics, Pennsylvania State University, University Park, PA 16802, USA
- ⁶¹ Dept. of Physics and Astronomy, Uppsala University, Box 516, S-75120 Uppsala, Sweden
- ⁶² Dept. of Physics, University of Wuppertal, D-42119 Wuppertal, Germany
- ⁶³ Deutsches Elektronen-Synchrotron DESY, Platanenallee 6, 15738 Zeuthen, Germany
- ⁶⁴ Institute of Physics, Sachivalaya Marg, Sainik School Post, Bhubaneswar 751005, India
- ⁶⁵ Department of Space, Earth and Environment, Chalmers University of Technology, 412 96 Gothenburg, Sweden
- ⁶⁶ Earthquake Research Institute, University of Tokyo, Bunkyo, Tokyo 113-0032, Japan

Acknowledgements

The authors gratefully acknowledge the support from the following agencies and institutions: USA – U.S. National Science Foundation-Office of Polar Programs, U.S. National Science Foundation-Physics Division, U.S. National Science Foundation-EPSCoR, Wisconsin Alumni Research Foundation, Center for High Throughput Computing (CHTC) at the University of Wisconsin–Madison, Open Science

Grid (OSG), Advanced Cyberinfrastructure Coordination Ecosystem: Services & Support (ACCESS), Frontera computing project at the Texas Advanced Computing Center, U.S. Department of Energy-National Energy Research Scientific Computing Center, Particle astrophysics research computing center at the University of Maryland, Institute for Cyber-Enabled Research at Michigan State University, and Astroparticle physics computational facility at Marquette University; Belgium – Funds for Scientific Research (FRS-FNRS and FWO), FWO Odysseus and Big Science programmes, and Belgian Federal Science Policy Office (Belspo); Germany – Bundesministerium für Bildung und Forschung (BMBF), Deutsche Forschungsgemeinschaft (DFG), Helmholtz Alliance for Astroparticle Physics (HAP), Initiative and Networking Fund of the Helmholtz Association, Deutsches Elektronen Synchrotron (DESY), and High Performance Computing cluster of the RWTH Aachen; Sweden – Swedish Research Council, Swedish Polar Research Secretariat, Swedish National Infrastructure for Computing (SNIC), and Knut and Alice Wallenberg Foundation; European Union – EGI Advanced Computing for research; Australia – Australian Research Council; Canada – Natural Sciences and Engineering Research Council of Canada, Calcul Québec, Compute Ontario, Canada Foundation for Innovation, WestGrid, and Compute Canada; Denmark – Villum Fonden, Carlsberg Foundation, and European Commission; New Zealand – Marsden Fund; Japan – Japan Society for Promotion of Science (JSPS) and Institute for Global Prominent Research (IGPR) of Chiba University; Korea – National Research Foundation of Korea (NRF); Switzerland – Swiss National Science Foundation (SNSF); United Kingdom – Department of Physics, University of Oxford.