

Fixation times on directed graphs

David A. Brewster^a, Martin A. Nowak^{b,c}, and Josef Tkadlec^{b,d}

^aJohn A. Paulson School of Engineering and Applied Sciences, Harvard University, Cambridge, MA 02138, USA

^bDepartment of Mathematics, Harvard University, Cambridge, MA 02138, USA

^cDepartment of Organismic and Evolutionary Biology, Harvard University, Cambridge MA 02138, USA

^dComputer Science Institute, Charles University, Prague, Czech Republic

Abstract

Computing the rate of evolution in spatially structured populations can be difficult. A key quantity that describes evolutionary dynamics is the fixation time of a single mutant with relative reproduction rate $r \geq 1$ who invades a population of residents. We say that the fixation time is “fast” if it is at most polynomial in terms of the population size N . In this work, we study fixation times of advantageous mutants ($r > 1$) and neutral mutants ($r = 1$) on *directed* graphs, which are defined as those graphs that have at least some one-way connections. We obtain three main results. First, we prove that for any directed graph the fixation time is fast, provided that r is sufficiently large. Second, we devise an efficient algorithm that gives an upper bound for the fixation time for any graph and any $r \geq 1$. Third, we identify a broad class of directed graphs with fast fixation times for any $r \geq 1$. This class includes previously studied amplifiers of selection, such as Superstars and Metafunnels. We also show that on some graphs fixation time is not a monotonically declining function of r ; in particular, neutral fixation can occur faster than fixation for small selective advantages. Our results have important algorithmic consequences and enable efficient computational exploration of various properties of directed graphs.

1 Introduction

Evolution is a stochastic process that acts on populations of reproducing individuals. Two main driving forces of evolutionary dynamics are mutation and selection [1–3]. Mutation generates new variants and selection prunes them. When new mutations are sufficiently rare, the evolutionary dynamics are characterized by the fate of a single new mutant. The mutant can either take over the whole population or become extinct. Even when the mutation grants its bearer a relative fitness advantage $r \geq 1$, it might still go extinct due to random fluctuations [4]. Two key parameters that quantify the fate of the newly occurring mutation are the fixation probability and the fixation time [5, 6].

Spatial structure has profound effects on both the fixation probability and the fixation time. Those effects are studied within the framework of Evolutionary Graph Theory [7–9]. There, individuals are represented as nodes of a graph (network). The edges (connections) of the graph represent the migration patterns of offspring. The edges can be one-way or two-way. Graphs can represent the well-mixed population, spatial lattices, island sub-populations, or arbitrary complex spatial structures.

Previous research investigated population structures with various effects on fixation probability and time [10–14]. For example, isothermal graphs have the same fixation probability as the well-mixed population [7], suppressors of selection reduce the fixation probability of advantageous mutants [15], and amplifiers of selection enhance the fixation probability of advantageous mutants [16]. Amplifiers are population structures that could potentially accelerate the evolutionary search [17]. Known classes of amplifiers include families such as Stars [18–20], Comets [21], Superstars [22, 23], or Megastars [24].

Interestingly, the amplification typically comes at a cost of increasing the fixation time [25], sometimes substantially [26]. This is problematic, since when fixation times are extremely long, fixation is not a relevant event any more, and thus the fixation probability alone is not the most representative quantity [27, 28]. It is therefore

paramount to understand how the population structure affects the fixation time and, in particular, what are the population structures for which the fixation time is “reasonably fast.”

Borrowing standard concepts from computer science [29], in this work we say that fixation time is *fast* if the fixation time is (at most) polynomial in terms of the population size N . Otherwise we say that the fixation time is *long*, and the corresponding population structure is *slow*. Two important known results are: (i) for all *undirected* graphs the fixation time is fast [30, 31]; and (ii) if some edges are one-way (if the graph is directed), then the fixation time can be exponentially long [32]. The latter result has an important negative consequence: when the fixation time is exponentially long, we know no tool to efficiently simulate the process. Therefore, computing or approximating any relevant quantities for realistic population sizes is in practice infeasible.

In this work, we present three positive results that concern fixation times on directed graphs (where some or all edges are one-way). First, we prove that for any directed graph the fixation time is fast, provided that the mutant fitness advantage r is sufficiently large. Second, we devise an efficient algorithm that gives an upper bound on the fixation time, for any graph and any $r \geq 1$. The bound can be used to estimate how long one needs to run the simulations until they terminate. Third, we identify a broad class of directed graphs for which the fixation times are fast for any $r \geq 1$. This class includes many previously studied amplifiers of selection, such as Superstars and Metafunnels. To conclude, we discuss important algorithmic consequences that enable efficient computational exploration of various properties of directed graphs.

2 Model

In this section we define the notions we use later, such as the population structure (represented by a graph), the evolutionary dynamics (Moran Birth-death process), and the key quantities (fixation probability and fixation time).

2.1 Population structure

The spatial population structure is represented by a graph (network) $G = (V, E)$, where V is the set of N nodes (vertices) labeled v_1, \dots, v_N and E is the set of directed one-way edges (links) connecting pairs of different nodes. A two-way connection between nodes u and v is represented by two one-way edges $u \rightarrow v$ and $v \rightarrow u$. We assume that the graph is connected. For any node v , the number of edges incoming to v is called the indegree (denoted $\deg^-(v)$), and the number of outgoing edges is called the outdegree (denoted $\deg^+(v)$). When the two numbers coincide, we call them the degree (denoted $\deg(v)$).

2.2 Graph classes

We say that a graph is *undirected* if for every edge $u \rightarrow v$ there is also an edge $v \rightarrow u$ in the opposite direction. Otherwise we say that a graph is *directed*. We say that a graph is *regular* if all nodes have the same degree, that is, there exists a number d such that $\deg^-(v) = \deg^+(v) = d$ for all nodes $v \in V$. We say that a graph G is *Eulerian* (also known as a circulation) if $\deg^-(v) = \deg^+(v)$ for each node v . Finally, in this work we say that a graph is *balanced* if an equality

$$\frac{1}{\deg^+(v)} \cdot \sum_{w \in V: v \rightarrow w \in E} \frac{1}{\deg^-(w)} = \frac{1}{\deg^-(v)} \cdot \sum_{u \in V: u \rightarrow v \in E} \frac{1}{\deg^+(u)}$$

holds for all nodes v . It is straightforward to check that the class of balanced graphs includes the regular graphs and the undirected graphs, as well as other graph classes such as Superstars or Metafunnels [7], see Appendices. Below we will prove that the fixation times on all balanced graphs are fast for any $r \geq 1$.

2.3 Moran Bd process

To model the evolutionary dynamics we consider the standard Moran Birth-death process. Each node of the graph is occupied by a single individual. Initially, all individuals are wild-type residents with normalized fitness equal to 1, except for a single individual who is a mutant with relative fitness advantage $r \geq 1$. We assume that the initial mutant inhabits a node selected uniformly at random. Given a graph G and a relative fitness advantage $r \geq 1$, Moran Birth-death process is a discrete-time stochastic process, where in each step:

1. First (Birth), we select an individual with probability proportional to its fitness. Suppose we selected node u .
2. Second (death), we select a neighbor of u uniformly at random. Suppose we selected node v .
3. Finally (update), we replace the individual at node v by a copy of individual at node u .

At each time-step, the current *configuration* is the subset of nodes occupied by mutants. Since the graph is connected, with probability 1 we eventually obtain a configuration where either all nodes are mutants (we say that mutants *fixed*), or all nodes are residents (we say that mutants *went extinct*).

2.4 Fixation probability and fixation time

The key quantities that we consider in this work are fixation probability and fixation time.

Given a graph G , a mutant fitness advantage $r \geq 1$, and a current configuration X of nodes occupied by mutants, the *fixation probability* $\rho^r(G, X)$ is the probability that starting from X , the mutants eventually fix (as opposed to going extinct). Moreover, we define an auxiliary quantity ρ_{\min} that turns out to be useful later in our results. Formally, given a graph G and $r = 1$, for $i = 1, \dots, N$ denote by $\rho_i(G) = \rho^{r=1}(G, \{v_i\})$ the fixation probability of a single neutral mutant who initially appears at node v_i . We define $\rho_{\min}(G) = \min_i \rho_i(G)$ to be the smallest of those N fixation probabilities.

To measure the duration of the process until fixation (or extinction) occurs, different notions are used. The *absorption time* $AT^r(G, X)$ is the expected number of steps of the Moran Birth-death process until the process terminates, regardless of what is the outcome (mutant fixation or extinction). In contrast, *fixation time* $T^r(G, X)$ is the expected number of steps averaged over only those evolutionary trajectories that terminate with mutant fixation. Similarly, one can define the *extinction time* $ET^r(G, X)$ averaging over only those trajectories that terminate with the mutant going extinct. By linearity of expectation, the three quantities are related as $AT^r(G, X) = \rho^r(G, X) \cdot T^r(G, X) + (1 - \rho^r(G, X)) \cdot ET^r(G, X)$. Our objective in this work is to provide upper bounds on the absorption time and on the fixation time. To that end, given a graph G and a mutant fitness advantage $r \geq 1$, let $T^r(G) = \max_X T^r(G, X)$ be the largest fixation time among all possible starting configurations X . In the limit of strong selection $r \rightarrow \infty$ we also define $T^\infty(G) = \lim_{r \rightarrow \infty} T^r(G)$. This regime is called the ecological scenario [33] and corresponds to new invasive species populating an existing ecosystem.

2.5 Asymptotic notation

Recall that a function $f(N)$ is (at most) *polynomial* if there exists a positive constant c such that $f(N) \leq N^c$ for all large enough N . Examples of polynomial functions are $f(N) = \frac{1}{2}N(N+1)$ and $f_2(N) = 10 \cdot N \log N$, whereas functions such as $g(N) = 1.1^N$ and $g_2(N) = 2^{\sqrt{N}}$ are not polynomial, since they grow too quickly. In computer science, problems that can be solved using polynomially many elementary computations are considered tractable. In alignment with that, given a population structure G with N nodes, we say that fixation time is *fast* if it is at most polynomial in terms of the population size N .

3 Results

We present three main types of results.

3.1 Fixation time is fast when selection advantage is strong enough

As our first main result, we prove that the fixation time on any directed graph is fast, provided that the mutant fitness advantage r is large enough.

As an illustration, for every $N = 2k$ consider a two-layer graph TL_N depicted in Fig. 1(a). It consists of two layers of $k - 1$ nodes each, a source node v_0 and a final node v_{2k} . The grey segments represent two-way edges. Starting from node v_0 , mutants eventually propagate through the first layer, through the second layer, and to the final node. But while spreading through the first layer, they are under an increased pressure due to the resident nodes in the second layer. As a consequence, the fixation time crucially depends on r . When $r = 1.1$, Fig. 1(b)

shows that the fixation time scales exponentially in N (that is, it is long). In contrast, in the limit of large r the fixation time scales polynomially in N , that is, it is fast.

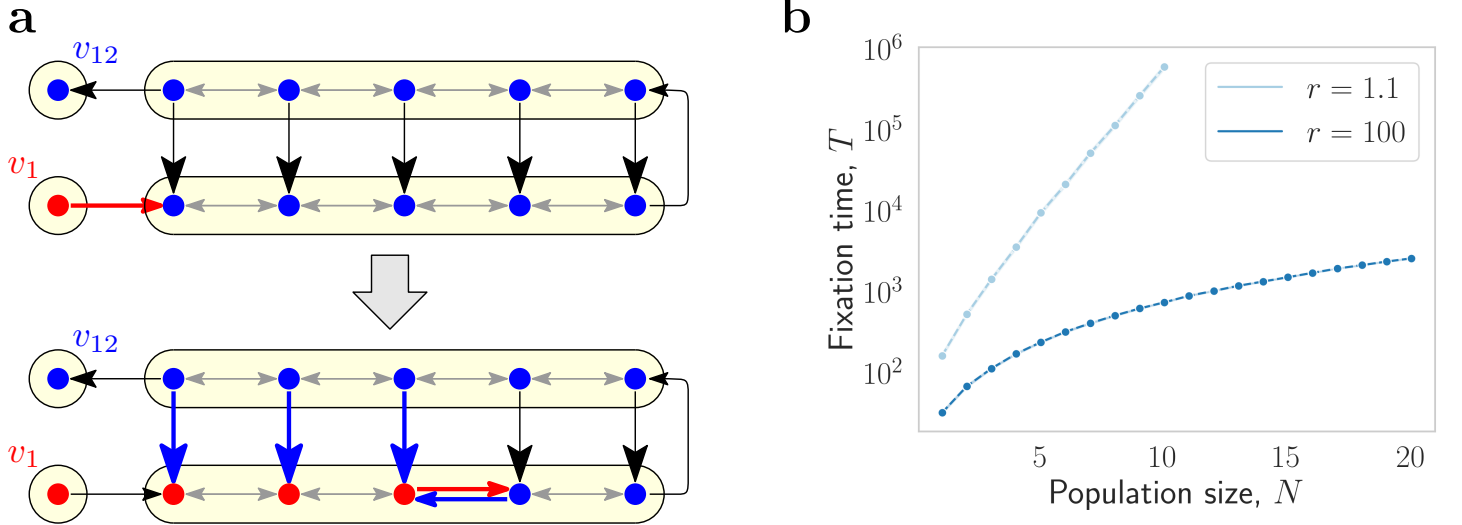


Figure 1: Fast and long fixation times on a two-layer graph. **a**, For $N = 2k$, a two-layer graph TL_N consists of a single source node v_1 , two layers of $k - 1$ nodes each, and a final node v_N . The edges within the layers are two-way (grey) and the edges between corresponding nodes of the two layers are one-way (black). Here $N = 12$. As mutants (red nodes) spread from the source node v_1 through the bottom layer rightward, they can propagate along only one edge, whereas residents (blue nodes) fight back along multiple edges. **b**, Since the mutant at v_1 never goes extinct, eventual mutant fixation is guaranteed, but the timescale crucially depends on the mutant fitness advantage r . When $r = 1.1$, the fixation time $T^r(TL_N, v_1)$ is exponential in N , whereas when $r = 100$ it is polynomial. (Each data point is an average over 10^3 simulations.)

In general, we can prove the following result about an arbitrary population structure.

Theorem 1. *Let G_N be an arbitrary graph on N nodes. Suppose that $r \geq N^2$. Then $T^r(G_N) \leq N^4$.*

Theorem 1 implies that while the fixation time on certain graphs can be long for some values of r , this effect is inevitably transient, and the fixation time becomes fast once r exceeds a certain threshold. The intuition behind the proof is that if r is large enough, the size of the mutant subpopulation is always more likely to increase than to decrease regardless of which nodes are currently occupied by mutants. Thus, the evolutionary process can be mapped to a random walk with a constant forward bias. It is known that such biased random walks absorb polynomially quickly. See Appendices for details.

An attractive feature of Theorem 1 is that it applies to all directed graphs. An obvious limitation is that the condition $r \geq N^2$ is rather stringent. For graphs with certain structural features, we prove that the constraint on r can be considerably relaxed. Recall that a directed graph is said to be Eulerian (also called a *circulation*) if each node has the same indegree as outdegree. In that case, we refer to the number $\deg^-(v) = \deg^+(v)$ simply as a *degree* of node v .

Theorem 2. *Let G_N be an Eulerian graph on N nodes with smallest degree δ and largest degree Δ . Suppose $r \geq \Delta/\delta$. Then $T^r(G_N) \leq 4\Delta^2 N^8$.*

We point out two special cases of Theorem 7 (for its proof see Appendices).

First, consider any regular graph G_N , that is, a graph where all nodes have the same indegree and outdegree equal to d . Then, the graph is Eulerian and we have $d = \Delta = \delta$, and thus Theorem 7 implies that $T^r(G_N)$ is at most a polynomial in N and d for any $r \geq 1$. In other words, fixation time on any regular graph is fast for any $r \geq 1$ (we note that this result is known [32]).

Second, consider an Eulerian graph that is “close to being regular”, in the sense that each node has degree either 4 or 5. An example of such a graph is a square lattice with several additional long-range connections (and all edges two-way). Then, Theorem 7 implies that the fixation time is fast for every $r \geq 5/4 = 1.25$.

3.2 Fixation time for small selective advantage

Our transience result shows that for any fixed graph G , the fixation time is fast when r is sufficiently large. It is natural to hope that perhaps for any fixed graph G the fixation time is a monotonically decreasing function of r for $r \geq 1$. However, this is not the case, as shown in Fig. 2.

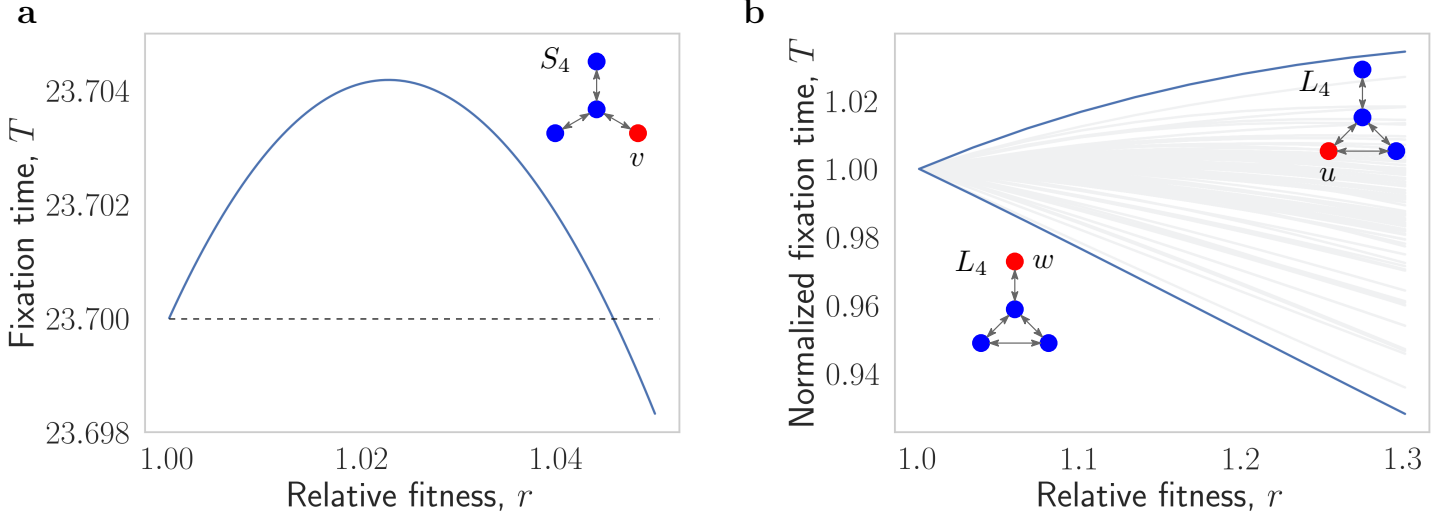


Figure 2: **Fixation time is not monotone in r .** **a**, In an (undirected) star graph S_4 on 4 nodes, one node (center) is connected to three leaf nodes by two-way edges. When the initial mutant appears at a leaf v , the fixation time $T^r(S_4, v)$ increases as r increases from $r = 1$ to roughly $r = 1.023$. Then it starts to decrease. **c**, Normalized fixation time $T^r(G, v)/T^{r=1}(G, v)$ as a function of $r \in [1, 1.3]$, for all 83 connected graphs G with 4 nodes, and all four possible mutant starting nodes v . As r increases, the fixation time goes up for 182 of the possible $4 \cdot 83 = 332$ initial conditions. The increase is most pronounced for the so-called *lollipop* graph L_4 and a starting node u . In contrast, for the same lollipop graph and a different starting node w , the fixation time decreases the fastest.

Briefly speaking, the effect responsible for the increase in fixation time when $r = 1 + \varepsilon$ is that by increasing the mutant fitness advantage, certain evolutionary trajectories that used to lead to mutant extinction instead lead to mutant fixation. Since those “newly fixing” trajectories might generally take relatively long to fix, the average length of the fixing trajectories can go up. Similarly, the absorption time can also go up as we increase r .

Despite the lack of monotonicity, we can show that the fixation time can not go up too much as we increase r . Recall that $\rho_{\min}(G_N) = \min\{\rho^{r=1}(G_N, \{v\}) \mid v \in G_N\}$ denotes the fixation probability under neutral drift ($r = 1$), when the initial mutant appears at a node v with the smallest fixation probability. Note that for any graph with N nodes we have $\rho_{\min}(G_N) \leq 1/N$, but $\rho_{\min}(G_N)$ could in general be substantially smaller than $1/N$. Finally, recall that the quantity $\rho_{\min}(G_N)$ can be computed efficiently by solving a linear system of N equations [9, 12, 34].

We can now state our second main result.

Theorem 3. *Fix a graph G_N and $r \geq 1$. Then $T^r(G_N) \leq \left(\frac{N}{\rho_{\min}(G_N)}\right)^4$.*

We note that Theorem 3 yields an efficiently computable upper bound on $T^r(G_N)$. In the next section we elaborate on the computational consequences of this result. In the rest of this section, we give a brief intuition behind the proof of Theorem 3.

The proof relies on two ingredients. First, instead of considering the process with mutant fitness advantage r , we consider the neutral process that corresponds to $r = 1$. There, using a martingale argument we show that the fixation time $T^{r=1}(G_N)$ can be bounded from above in terms of the quantity ρ_{\min} . The intuition is that as long as all fixation probabilities are non-negligible, all steps of the stochastic process have substantial magnitude either towards fixation or towards extinction. As a consequence, we are able to argue that either fixation or extinction will occur after not too many steps. All in all, this yields an upper bound on fixation time $T^{r=1}(G_N)$ of the neutral process in terms of the quantity ρ_{\min} . See Appendices for details.

As our second ingredient, we translate the bound on $T^{r=1}(G_N)$ into a bound on $T^r(G_N)$ for any $r \geq 1$. We note that, as indicated in Fig. 2, for a fixed graph G_N the fixation time is in general not a monotonically decreasing function of r . Nevertheless, the two processes can be coupled in a certain specific way, which allows us to argue that while $T^r(G_N)$ can be somewhat larger than $T^{r=1}(G_N)$, it can not be substantially larger. In this step, we again use the quantity ρ_{\min} . See Appendices for details.

3.3 Fixation time is fast when the graph is balanced

As noted above, Theorem 3 provides an upper bound on the fixation time for any graph G_N and any mutant fitness advantage $r \geq 1$, in terms of the quantity $\rho_{\min}(G_N)$. By definition, we have $0 \leq \rho_{\min}(G_N) \leq 1/N$. When the quantity $\rho_{\min}(G_N)$ is exponentially small, the upper bound from Theorem 3 becomes exponentially large, and thus not particularly interesting. However, for many graphs the quantity $\rho_{\min}(G_N)$ turns out to be much larger, namely inversely proportional to a polynomial in N . In those cases, Theorem 3 implies that the fixation time $T(G_N, r)$ is fast for any $r \geq 1$.

In particular, as our third main result we prove that this occurs for a broad class of graphs which we call balanced graphs. Formally, we say that a graph G_N is *balanced* if an equality

$$\frac{1}{\deg^+(v)} \cdot \sum_{w:v \rightarrow w \in E} \frac{1}{\deg^-(w)} = \frac{1}{\deg^-(v)} \cdot \sum_{u:(u,v) \in E} \frac{1}{\deg^+(u)}$$

holds for all nodes v . We note that the family of balanced graphs includes many classes of graphs studied in the context of Moran process in the existing literature, such as the undirected graphs [30], regular (possibly directed) graphs [32], as well as Superstars and Metafunnels [7]. It also includes other classes of directed graphs of general interest, such as cyclic complete multipartite graphs, book graphs, or directed fans [35], see Fig. 3.

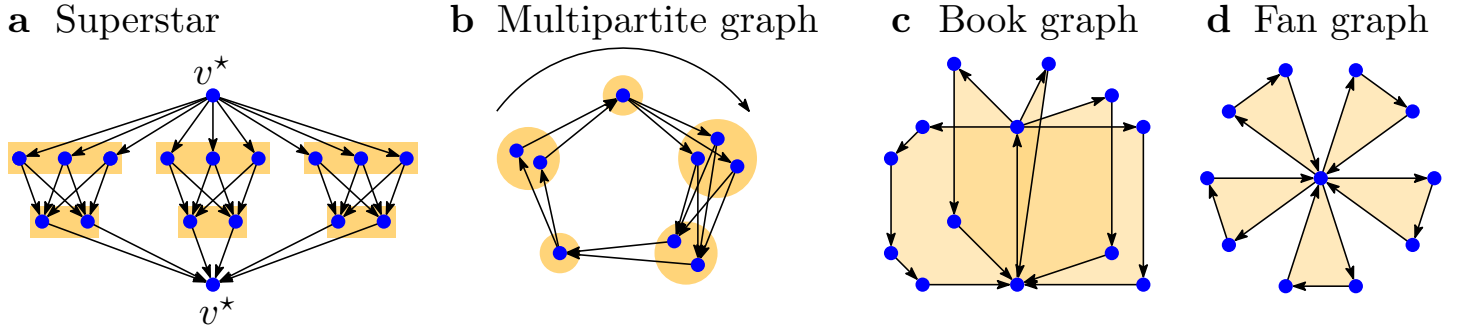


Figure 3: **Types of balanced graphs.** The class of balanced graphs includes **a**, Superstars; **b**, Cyclic complete multipartite graphs; **c**, Book graphs; and **d**, Directed fans. Theorem 4 implies that the fixation time on all those graphs is fast for all $r \geq 1$.

We have the following theorem.

Theorem 4. *Let G_N be a balanced graph. Then:*

1. $\rho^{r=1}(G_N, u) = \frac{1/\deg^-(u)}{\sum_{v \in V} 1/\deg^-(v)} \geq 1/N^2$ for any node u .
2. $T^r(G_N) \leq N^{12}$ for any $r \geq 1$.

Theorem 4 implies that the fixation time on all balanced graphs is fast for all $r \geq 1$. Similarly, we can prove that it is fast for Megastars [24] and all $r \geq 1$ (see Appendices).

The proof of the first part of Theorem 4 relies on the fact that in the neutral case $r = 1$ the fixation probability is additive. This allows us to reduce the size of the linear system that describes the underlying Markov chain from 2^N equations to N equations. For balanced graphs, this system takes a special form that admits an explicit solution. The second part then follows directly from Theorem 3. See Appendices for details.

We note that the second part of Theorem 3 has an important computational consequence. Since the fixation time on any balanced graph is bounded from above for any $r \geq 1$, individual-based simulations of the evolutionary

process are guaranteed to terminate quickly with high probability [30]. Any relevant quantities of interest, such as the fixation probability of the mutant with $r \geq 1$, can thus be efficiently approximated to arbitrary precision. In particular, Theorem 3 yields a fully-polynomial randomized approximation scheme (FPRAS) for the fixation probability on balanced graphs with any $r \geq 1$.

Theorem 5. *There is a FPRAS for fixation probability on balanced graphs for any $r \geq 1$.*

We note that Theorem 5 applies also to any (not necessarily balanced) graph G_N , provided that the quantity $\rho_{\min}(G_N)$ is inversely proportional to a polynomial. This is the case e.g. for Megastars. Moreover, when $\rho_{\min}(G_N)$ is smaller than that, Theorem 3 still gives an explicit, efficiently computable upper bound on the fixation time that can be used to bound the running time of any individual-based simulations.

3.4 Computational experiments

Finally, to further illustrate the scope of our results we run several computational experiments on graphs with small population size N . We use `nauty` [36] to perform such enumerations. Since already for $N = 6$ there are more than one million non-isomorphic strongly connected directed graphs, we consider $N = 5$. For each of the 5048 graphs with $N = 5$ we compute the fixation time and the fixation probability under uniform initialization by solving the underlying Markov chain using numerical methods (Fig. 4).

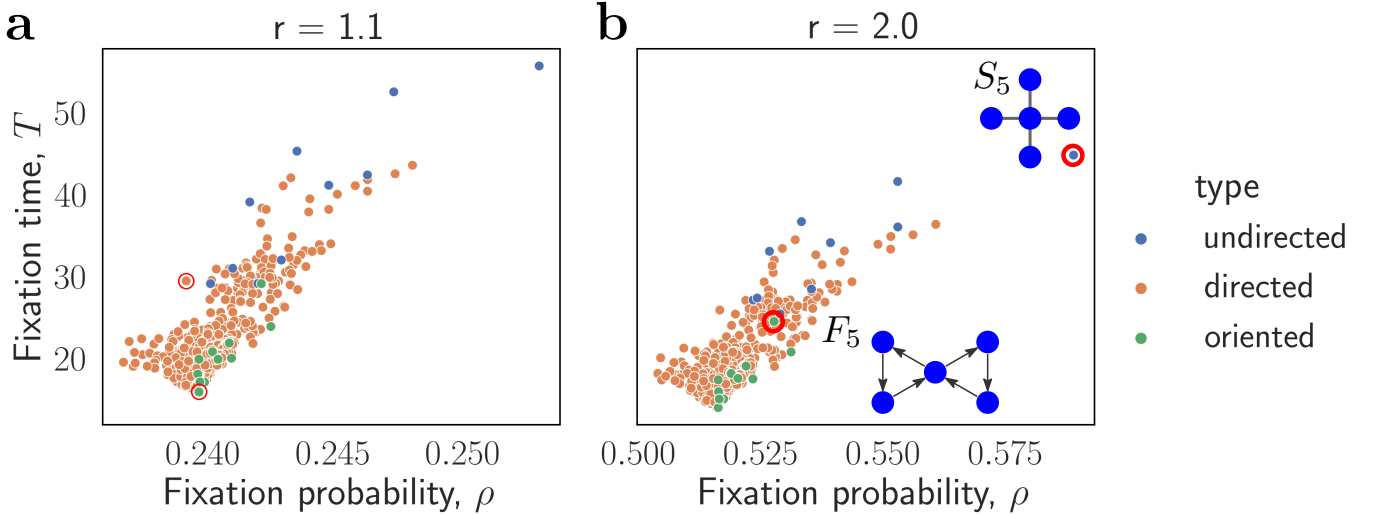


Figure 4: Fixation time and fixation probability under uniform initialization for all 5048 graphs with $N = 5$ nodes, for **a**, $r = 1.1$ and **b**, $r = 2$. Each graph is represented as a colored dot. The undirected graphs (with all edges two-way) are labeled in blue. The oriented graphs (with no edges two-way) are labeled in green. All other directed graphs are labeled in orange. The slowest graph is the (undirected) Star graph S_5 . Among the oriented graphs, the slowest graph is the Fan graph F_5 .

The slowest graph is the (undirected) Star graph. Note that when N is large the fixation time on a Star graph is known to be proportional to roughly N^2 [25].

Among the graphs that do not contain any two-way edges, the slowest graphs are variants of either a fan graph F_N , or a vortex graph V_N . Since both the fan graphs and the vortex graphs belong to the class of balanced graphs, the fixation time on those graphs is fast for any population size N and any mutant fitness advantage $r \geq 1$ due to Theorem 4. The fixation time appears to be proportional to roughly N^2 (see Fig. 5).

Together, those results suggest that even though directed graphs with exponentially long fixation times do exist, in practice most small directed graphs reach fixation reasonably quickly.

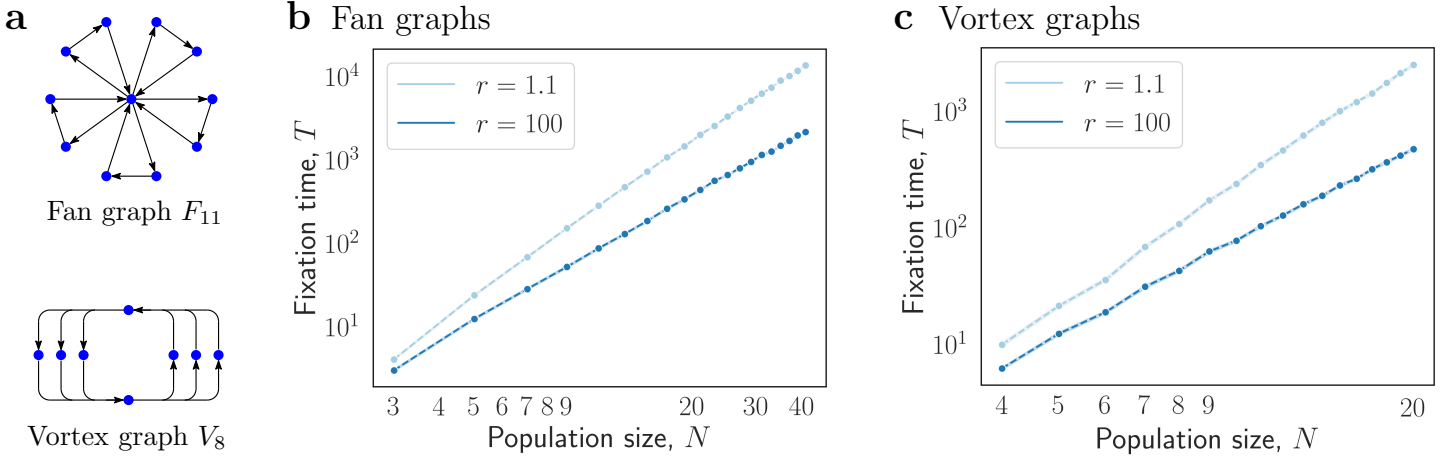


Figure 5: **Fixation time on slow oriented graphs.** **a**, The Fan graph with k blades has $N = 2k + 1$ nodes and $3k$ one-way edges (here $k = 5$ which yields $N = 11$). The Vortex graph with batch size k has $N = 2k + 2$ nodes and $4k$ edges (here $k = 3$ which yields $N = 8$). **b-c**, For both the Fan graphs and the Vortex graphs the fixation time scales roughly as N^2 , both for $r = 1.1$ and $r = 100$. (Each data point is an average over 100 simulations.)

4 Discussion

Studying the evolutionary dynamics in spatially structured populations is notoriously hard. An important aspect is to understand the fixation time of a newly occurring mutant. When the fixation time is exponentially long, the process is expensive to simulate, and moreover various commonly studied quantities such as fixation probability are largely irrelevant. It is thus paramount to delineate settings in which the fixation time is “relatively fast”, as opposed to being “exceedingly long.”

In this work, we consider spatial structures in which some (or all) edges are one-way. It is known that on such structures the fixation time can be exceedingly long [32]. Nevertheless, here we present three results which indicate that fixation times on spatial structures with one-way edges are often fast.

First, we prove that on any population structure the fixation time is fast, provided that the mutant fitness advantage r exceeds a certain threshold value r^* (see Theorem 1). In the special case when the population structure is represented by a regular graph, the threshold value simplifies to $r^* = 1$, and we recover a known result that the fixation time on regular graphs is short for all $r \geq 1$ [32]. As another corollary, for any Eulerian graph whose degrees are sandwiched between δ and Δ we can set $r^* = \Delta/\delta$ (see Theorem 7).

Second, somewhat counter-intuitively we show that fixation time sometimes goes up as we increase r . That is, on certain spatial structures fixation of a neutral mutant occurs faster than fixation of a mutant with a small selective advantage. Nevertheless, we show that the magnitude of this effect can be bounded. In particular, in the spirit of parametrized complexity, given a graph structure G_N we define a certain efficiently computable quantity $\rho_{\min}(G_N)$, and we bound the fixation time for any $r \geq 1$ from above using $\rho_{\min}(G_N)$ and N (see Theorem 3). This has important consequences for performing individual-based simulations that typically run the process several times and report an empirical average. The limitation of naive individual-based simulations is that, a priori, it is not clear how much time will be needed until the simulations converge, and deciding to stop the simulations mid-way may bias the empirical average, e.g. by over-representing the evolutionary trajectories that quickly go extinct. Using Theorem 3, this limitation can be circumvented by first efficiently computing an upper bound on the expected fixation time without having to simulate the process even once.

Third, we identify a class of population structures show fixation times are fast for any $r \geq 1$. This class is surprisingly broad. To start with, it includes several families of graph that had been studied in the context of Evolutionary Graph Theory earlier, such as Superstars and Metafunnels [7], or directed Fans [35]. Furthermore, the class also includes several other graph families of general interest, such as book graphs or cyclic complete multipartite graphs. Similarly, we prove that the fixation times on Megastars are fast for all $r \geq 1$ too.

While the focus of this work is to identify regimes and population structures that lead to fast fixation times, population structures with long fixation times may also be desirable, e.g. in conservation ecology to maintain high levels of ecological diversity [37–41].

We note that throughout this work we considered the standard model of Moran process with Birth-death updating. A natural direction for future research is to consider related models, such as those with location-dependent fitness [41–43] or those with death-Birth updating. It is known that in terms of fixation probabilities the Birth-death and the death-Birth processes behave quite differently [10,18,44–46]. However, in terms of fixation time they are qualitatively similar [47].

A decade ago, a foundational work by Diaz et. al. showed that fixation time on any undirected population structure is fast [30]. This result enabled extensive computational exploration of undirected graphs that later lead to several inspiring research outputs [10,27,48–50]. It is our hope that by enabling computational exploration of population structures with some (or all) one-way connections, this work will serve the same purpose.

5 Data and code availability

Code for the figures and the computational experiments is available from the Figshare repository: <https://doi.org/10.6084/m9.figshare.23802531>.

6 Acknowledgements

We thank Brendan McKay for helpful instructions on using **nauty** and Salil Vadhan for insightful discussions about random walks on directed graphs. J.T. was supported by Center for Foundations of Modern Computer Science (Charles Univ. project UNCE/SCI/004).

References

- [1] Kimura M. Evolutionary rate at the molecular level. *Nature*. 1968;217:624-6.
- [2] Moran PAP. Random processes in genetics. In: *Mathematical proceedings of the cambridge philosophical society*. vol. 54. Cambridge University Press; 1958. p. 60-71.
- [3] Ewens WJ. *Mathematical population genetics: theoretical introduction*. vol. 27. Springer; 2004.
- [4] Durrett R, Levin S. The importance of being discrete (and spatial). *Theoretical population biology*. 1994;46(3):363-94.
- [5] Whitlock MC. Fixation probability and time in subdivided populations. *Genetics*. 2003;164(2):767-79.
- [6] Slatkin M. Fixation probabilities and fixation times in a subdivided population. *Evolution*. 1981;477-88.
- [7] Lieberman E, Hauert C, Nowak MA. Evolutionary dynamics on graphs. *Nature*. 2005;433(7023):312-6.
- [8] Díaz J, Mitsche D. A survey of the modified Moran process and evolutionary graph theory. *Computer Science Review*. 2021;39:100347.
- [9] Donnelly P, Welsh D. Finite particle systems and infection models. In: *Mathematical Proceedings of the Cambridge Philosophical Society*. vol. 94. Cambridge University Press; 1983. p. 167-82.
- [10] Hindersin L, Traulsen A. Most undirected random graphs are amplifiers of selection for birth-death dynamics, but suppressors of selection for death-birth dynamics. *PLoS computational biology*. 2015;11(11):e1004437.
- [11] Broom M, Hadjichrysanthou C, Rychtář J. Evolutionary games on graphs and the speed of the evolutionary process. *Proceedings of the Royal Society A: Mathematical, Physical and Engineering Sciences*. 2010;466(2117):1327-46.
- [12] Broom M, Hadjichrysanthou C, Rychtář J, Stadler B. Two results on evolutionary processes on general non-directed graphs. *Proceedings of the Royal Society A: Mathematical, Physical and Engineering Sciences*. 2010;466(2121):2795-8.

- [13] Monk T, van Schaik A. Wald’s martingale and the conditional distributions of absorption time in the Moran process. *Proceedings of the Royal Society A*. 2020;476(2241):20200135.
- [14] Monk T, van Schaik A. Martingales and the characteristic functions of absorption time on bipartite graphs. *Royal Society Open Science*. 2021;8(10):210657.
- [15] Nowak MA, Michor F, Iwasa Y. The linear process of somatic evolution. *Proceedings of the National Academy of Sciences*. 2003;100(25):14966-9.
- [16] Nowak MA. *Evolutionary dynamics: exploring the equations of life*. Harvard University Press; 2006.
- [17] Adlam B, Chatterjee K, Nowak MA. Amplifiers of selection. *Proceedings of the Royal Society A: Mathematical, Physical and Engineering Sciences*. 2015;471(2181):20150114.
- [18] Hadjichrysanthou C, Broom M, Rychtár J. Evolutionary games on star graphs under various updating rules. *Dynamic Games and Applications*. 2011;1(3):386-407.
- [19] Monk T, Green P, Paulin M. Martingales and fixation probabilities of evolutionary graphs. *Proceedings of the Royal Society A: Mathematical, Physical and Engineering Sciences*. 2014;470(2165):20130730.
- [20] Chalub FA. Asymptotic expression for the fixation probability of a mutant in star graphs. *arXiv preprint arXiv:14043944*. 2014.
- [21] Pavlogiannis A, Tkadlec J, Chatterjee K, Nowak MA. Amplification on undirected population structures: comets beat stars. *Scientific reports*. 2017;7(1):82.
- [22] Díaz J, Goldberg LA, Mertzios GB, Richerby D, Serna M, Spirakis PG. On the fixation probability of superstars. *Proceedings of the Royal Society A: Mathematical, Physical and Engineering Sciences*. 2013;469(2156):20130193.
- [23] Jamieson-Lane A, Hauert C. Fixation probabilities on superstars, revisited and revised. *Journal of Theoretical Biology*. 2015;382:44-56.
- [24] Galanis A, Göbel A, Goldberg LA, Lapinskas J, Richerby D. Amplifiers for the Moran process. *Journal of the ACM (JACM)*. 2017;64(1):1-90.
- [25] Tkadlec J, Pavlogiannis A, Chatterjee K, Nowak MA. Population structure determines the tradeoff between fixation probability and fixation time. *Communications biology*. 2019;2(1):138.
- [26] Pavlogiannis A, Tkadlec J, Chatterjee K, Nowak MA. Construction of arbitrarily strong amplifiers of natural selection using evolutionary graph theory. *Communications biology*. 2018;1(1):71.
- [27] Tkadlec J, Pavlogiannis A, Chatterjee K, Nowak MA. Fast and strong amplifiers of natural selection. *Nature Communications*. 2021;12(1):4009.
- [28] Sharma N, Traulsen A. Suppressors of fixation can increase average fitness beyond amplifiers of selection. *Proceedings of the National Academy of Sciences*. 2022;119(37):e2205424119.
- [29] Cormen TH, Leiserson CE, Rivest RL, Stein C. *Introduction to algorithms*. MIT press; 2022.
- [30] Díaz J, Goldberg LA, Mertzios GB, Richerby D, Serna M, Spirakis PG. Approximating fixation probabilities in the generalized moran process. *Algorithmica*. 2014;69:78-91.
- [31] Goldberg LA, Lapinskas J, Richerby D. Phase transitions of the Moran process and algorithmic consequences. *Random Structures & Algorithms*. 2020;56(3):597-647.
- [32] Díaz J, Goldberg LA, Richerby D, Serna M. Absorption time of the Moran process. *Random Structures & Algorithms*. 2016;49(1):137-59.
- [33] Ibsen-Jensen R, Chatterjee K, Nowak MA. Computational complexity of ecological and evolutionary spatial dynamics. *Proceedings of the National Academy of Sciences*. 2015;112(51):15636-41.

- [34] Maciejewski W. Reproductive value in graph-structured populations. *Journal of Theoretical Biology*. 2014;340:285-93.
- [35] Allen B, Sample C, Jencks R, Withers J, Steinhagen P, Brizuela L, et al. Transient amplifiers of selection and reducers of fixation for death-Birth updating on graphs. *PLoS computational biology*. 2020;16(1):e1007529.
- [36] McKay BD, Piperno A. Practical graph isomorphism, II. *Journal of symbolic computation*. 2014;60:94-112.
- [37] Levene H. Genetic equilibrium when more than one ecological niche is available. *The American Naturalist*. 1953;87(836):331-3.
- [38] Bulmer M. Multiple niche polymorphism. *The American Naturalist*. 1972;106(948):254-7.
- [39] Felsenstein J. The theoretical population genetics of variable selection and migration. *Annual review of genetics*. 1976;10(1):253-80.
- [40] Yeaman S, Otto SP. Establishment and maintenance of adaptive genetic divergence under migration, selection, and drift. *Evolution*. 2011;65(7):2123-9.
- [41] Svoboda J, Tkadlec J, Kaveh K, Chatterjee K. Coexistence times in the Moran process with environmental heterogeneity. *Proceedings of the Royal Society A*. 2023;479(2271):20220685.
- [42] Maciejewski W, Puleo GJ. Environmental evolutionary graph theory. *Journal of theoretical biology*. 2014;360:117-28.
- [43] Kaveh K, McAvoy A, Nowak MA. Environmental fitness heterogeneity in the Moran process. *Royal Society open science*. 2019;6(1):181661.
- [44] Sood V, Antal T, Redner S. Voter models on heterogeneous networks. *Physical Review E*. 2008;77(4):041121.
- [45] Tkadlec J, Pavlogiannis A, Chatterjee K, Nowak MA. Limits on amplifiers of natural selection under death-Birth updating. *PLoS computational biology*. 2020;16(1):e1007494.
- [46] Brendborg J, Karras P, Pavlogiannis A, Rasmussen AU, Tkadlec J. Fixation maximization in the positional moran process. In: *Proceedings of the AAAI Conference on Artificial Intelligence*. vol. 36; 2022. p. 9304-12.
- [47] Durocher L, Karras P, Pavlogiannis A, Tkadlec J. Invasion dynamics in the biased voter process. In: *Proceedings of the Thirty-First International Joint Conference on Artificial Intelligence*; 2022. p. 265-71.
- [48] Möller M, Hindersin L, Traulsen A. Exploring and mapping the universe of evolutionary graphs identifies structural properties affecting fixation probability and time. *Communications biology*. 2019;2(1):137.
- [49] Allen B, Lippner G, Chen YT, Fotouhi B, Momeni N, Yau ST, et al. Evolutionary dynamics on any population structure. *Nature*. 2017;544(7649):227-30.
- [50] Goldberg LA, Lapinskas J, Lengler J, Meier F, Panagiotou K, Pfister P. Asymptotically optimal amplifiers for the Moran process. *Theoretical Computer Science*. 2019;758:73-93.
- [51] He J, Yao X. Drift analysis and average time complexity of evolutionary algorithms. *Artificial intelligence*. 2001;127(1):57-85.
- [52] Kötzing T, Krejca MS. First-hitting times under drift. *Theoretical Computer Science*. 2019;796:51-69.

Appendices

This is a supplementary information to the manuscript *Fixation times on directed graphs*. It contains formal proofs of the theorems listed in the main text. In Appendices A and B we formally introduce the model and recall results that we will use in our proofs. In the following sections we prove Theorems 1 to 5 from the main text.

A Preliminaries

A *graph* G is a tuple (V, E) where V is a set of *vertices* and E is a set of *edges* between vertices. Unless otherwise specified, graphs are directed, unweighted, strongly connected, do not have self-loops, and do not have multiple edges between vertices. Given a graph, its population size is $N := |V|$. To model the evolutionary dynamics we consider the Moran Birth-death processes on graphs. In this process, each vertex has an associated *type* at every time step: it is either a *resident* or a *mutant*. Each type has an associated reproductive fitness: residents have fitness 1, mutants have fitness $r \geq 1$.

The *Moran Birth-death process* is defined as follows: At each time step we

1. Pick a random vertex $u \in V$ proportional to its type's reproductive fitness.
2. Pick an outgoing edge of u uniformly at random; denote its endpoint $v \in V$.
3. Update the type of v to be the type of u .

Formally, the process is represented as a sequence $X_0, X_1, X_2, \dots \subseteq V$, where X_0 is the set of vertices that are initially occupied by mutants, and X_t is the set of vertices occupied by mutants after t steps.

We define some relevant quantities when studying evolutionary dynamics in a structured population. Each quantity depends on the mutant fitness advantage $r \geq 1$; on the underlying population structure, represented by a graph G_N ; and on the set X_0 of vertices that are occupied by mutants.

The *fixation probability*, denoted $\rho := \rho^r(G_N, X_0)$, is the probability that the mutants eventually take over the population forever. In contrast, the *extinction probability* is the probability that the mutants eventually die out forever. If the graph is connected, fixation or extinction will happen with probability 1 after finitely many steps. When the processes reaches fixation or extinction, we say that the process has *absorbed*. We can also study the time it takes for each of these events to happen: the *expected absorption time* $AT^r(G, X_0)$ is the expected amount of time steps until the process absorbs. The *expected fixation time* $T^r(G, X_0)$ is the expected amount of time steps conditional on fixation occurring. We also define $T^r(G) = \max_{X_0 \neq \emptyset} \{T^r(G, X_0)\}$ as the slowest possible fixation time, across all possible initial conditions. That is, we average over only those evolutionary trajectories that terminate with the mutant fixating (going extinct). When the mutant fitness advantage $r \geq 1$, the underlying graph G , or the initial condition X are clear from the context we omit it. Finally, we say that if the expected absorption or fixation time is bounded from above by some polynomial in terms of the population size N then the time is *fast*; otherwise the time is *slow*.

B Drift Theory

What follows is an adaptation of Theorem 6 of [22] and Theorem 1 of [51] to be applied to the case of advantageous mutants in the Moran birth-death process.

Lemma 1 (Fixation time for positive drift). *Let $\mathcal{X} \equiv (X_t)_{t \geq 0}$ be a Markov chain from the state space Ω with $X_0 \neq \emptyset$. Suppose μ is probability measure on Ω such that there is some $\varepsilon > 0$ with $\mathbb{E}[\mu(X_{t+1}) - \mu(X_t) \mid X_t] \geq \varepsilon$ for each $t \geq 0$ with $X_t \notin \{\emptyset, \Omega\}$. Let $\tau := \inf\{t \geq 0 \mid \mu(X_t) \in \{0, 1\}\}$ with $p := \Pr[X_\tau = 1]$. Then*

$$\mathbb{E}[\tau \mid X_0] \leq \frac{p - \mu(X_0)}{\varepsilon}. \quad (1)$$

Proof. For any time $t \geq 1$ by the total law of expectation

$$\mathbb{E}[\mu(X_t) \mid X_0] = \mathbb{E}[\mathbb{E}[\mu(X_{t-1}) + (\mu(X_t) - \mu(X_{t-1})) \mid X_{t-1}] \mid X_0] \quad (2)$$

and by linearity of expectation

$$\mathbb{E} [\mu(X_{t-1}) + (\mu(X_t) - \mu(X_{t-1})) \mid X_{t-1}] \geq \mathbb{E} [\mu(X_{t-1}) \mid X_{t-1}] + \varepsilon = \mu(X_{t-1}) + \varepsilon. \quad (3)$$

By induction on t

$$\mathbb{E} [\mu(X_t) \mid X_0] \geq \mathbb{E} [\mu(X_{t-1}) + \varepsilon \mid X_0] \geq \mathbb{E} [\mu(X_0) + t\varepsilon \mid X_0] = \mu(X_0) + \mathbb{E} [t\varepsilon \mid X_0]. \quad (4)$$

We know that $\mu(\mathcal{X})$ is a sub-martingale since by linearity of expectation,

$$\mathbb{E} [\mu(X_{t+1}) \mid X_t] \geq \mathbb{E} [\mu(X_t) \mid X_t] + \varepsilon \geq \mu(X_t) \quad (5)$$

for each $t \geq 0$. Since τ is finite, we get

$$\lim_{t \rightarrow \infty} \mathbb{E} [\mu(X_t) \mid X_0] = p. \quad (6)$$

Then since \mathcal{X} is a discrete-time sub-martingale, there must exists some time t^* such that $\mathbb{E} [\mu(X_{t^*}) \mid X_0] = 1$ and $\mathbb{E} [\mu(X_t) \mid X_0] < 1$ for all $t < t^*$. Notice that $\tau = t^*$ by definition. Finally we have

$$p = \mathbb{E} [\mu(X_\tau) \mid X_0] \geq \mu(X_0) + \mathbb{E} [\tau\varepsilon \mid X_0] = \mu(X_0) + \varepsilon \cdot \mathbb{E} [\tau \mid X_0]. \quad (7)$$

Rearranging the terms gives the claim. \square

Lemma 2. Let $\mathcal{X} \equiv (X_t)_{t \geq 0}$ be a Markov chain from the state space Ω . Suppose μ is probability measure on Ω such that $\mathbb{E} [\mu(X_{t+1}) \mid X_t] \geq \mu(X_t)$ for each $t \geq 0$. Let $Y_t := \frac{1}{2} \cdot \mu(X_t)(1 + \mu(X_t))$ for each $t \geq 0$. Then

$$\mathbb{E} [Y_{t+1} - Y_t \mid X_t] \geq \frac{1}{2} \cdot \text{Var} [\mu(X_{t+1}) \mid X_t] \quad (8)$$

for all $t \geq 0$.

Proof. See Corollary 26 of [52] for the inspiration. We have

$$2 \cdot \mathbb{E} [Y_{t+1} - Y_t \mid X_t] = (\mathbb{E} [\mu(X_{t+1}) \mid X_t] + \mathbb{E} [\mu(X_{t+1})^2 \mid X_t]) - (\mu(X_t) + \mu(X_t)^2) \quad (9)$$

$$= (\mathbb{E} [\mu(X_{t+1}) \mid X_t] - \mu(X_t)) + (\mathbb{E} [\mu(X_{t+1})^2 \mid X_t] - \mu(X_t)^2) \quad (10)$$

$$\geq \mathbb{E} [\mu(X_{t+1})^2 \mid X_t] - \mu(X_t)^2 \quad (11)$$

$$\geq \mathbb{E} [\mu(X_{t+1})^2 \mid X_t] - (\mathbb{E} [\mu(X_{t+1}) \mid X_t])^2 \quad (12)$$

$$= \text{Var} [\mu(X_{t+1}) \mid X_t]. \quad (13)$$

\square

Lemma 3 (Fixation time for non-negative drift). Let $\mathcal{X} \equiv (X_t)_{t \geq 0}$ be a Markov chain from the state space Ω with $X_0 \neq \emptyset$. Suppose μ is probability measure on Ω such that there is some $\eta > 0$ with $\mathbb{E} [\mu(X_{t+1}) \mid X_t] \geq \mu(X_t)$ and $\text{Var} [\mu(X_{t+1}) \mid X_t] \geq \eta$ for each $t \geq 0$ with $X_t \notin \{\emptyset, \Omega\}$. Let $\tau = \inf\{t \geq 0 \mid \mu(X_t) = 1\}$ with $p := \Pr[X_\tau = 1]$. Then

$$\mathbb{E} [\tau \mid X_0] \leq \frac{p - \mu(X_0)(1 + \mu(X_0))}{\eta/2}. \quad (14)$$

Proof. This follows from Lemmas 1 and 2. \square

Lemma 4. Let $\mathcal{X} \equiv (X_t)_{t \geq 0}$ be a Markov chain from the state space Ω . Suppose μ is probability measure on Ω such that $\mathbb{E} [\mu(X_{t+1}) \mid X_t] = \mu(X_t)$ for each $t \geq 0$. Let $Y_t := 1 - \mu(X_t)(1 - \mu(X_t))$ for each $t \geq 0$. Then

$$\mathbb{E} [Y_{t+1} - Y_t \mid X_t] = \text{Var} [\mu(X_{t+1}) \mid X_t] \quad (15)$$

for all $t \geq 0$.

Proof. This is similar to the proof of Lemma 2. We have

$$\mathbb{E}[Y_{t+1} - Y_t \mid X_t] = (\mu(X_t) - \mu(X_t)^2) - (\mathbb{E}[\mu(X_{t+1}) \mid X_t] - \mathbb{E}[\mu(X_{t+1})^2 \mid X_t]) \quad (16)$$

$$= (\mathbb{E}[\mu(X_{t+1})^2 \mid X_t] - \mu(X_t)^2) - (\mathbb{E}[\mu(X_{t+1}) \mid X_t] - \mu(X_t)) \quad (17)$$

$$= \mathbb{E}[\mu(X_{t+1})^2 \mid X_t] - \mu(X_t)^2 \quad (18)$$

$$= \mathbb{E}[\mu(X_{t+1})^2 \mid X_t] - (\mathbb{E}[\mu(X_{t+1}) \mid X_t])^2 \quad (19)$$

$$= \text{Var}[\mu(X_{t+1}) \mid X_t]. \quad (20)$$

□

Lemma 5 (Absorption time for zero drift). *Let $\mathcal{X} \equiv (X_t)_{t \geq 0}$ be a Markov chain from the state space Ω . Suppose μ is probability measure on Ω such that there is some $\eta > 0$ with $\mathbb{E}[\mu(X_{t+1}) \mid X_t] = \mu(X_t)$ and $\text{Var}[\mu(X_{t+1}) \mid X_t] \geq \eta$ for each $t \geq 0$. Let $\tau = \inf\{t \geq 0 \mid \mu(X_t) \in \{0, 1\}\}$. Then*

$$\mathbb{E}[\tau \mid X_0] \leq \frac{\mu(X_0)(1 - \mu(X_0))}{\eta}. \quad (21)$$

Proof. This follows from Lemmas 1 and 4. □

Lemma 6 (Naive variance lower bound). *Let $\mathcal{X} \equiv (X_t)_{t \geq 0}$ be a Markov chain from the state space Ω . For each $t \geq 0$, let \mathcal{E}_t be the event $\mu(X_{t+1}) < \mu(X_t)$. Suppose μ is probability measure on Ω such that $\mathbb{E}[\mu(X_{t+1}) \mid X_t] \geq \mu(X_t)$ with $\Pr[\mathcal{E}_t \mid X_t] \geq \nu_t$ and, given \mathcal{E}_t , $|\mu(X_{t+1}) - \mu(X_t)| \geq \ell_t$ for each $t \geq 0$. Then*

$$\text{Var}[\mu(X_{t+1}) \mid X_t] \geq (\nu_t \ell_t)^2 \quad (22)$$

for all $t \geq 0$ with $X_t \notin \{\emptyset, \Omega\}$.

Proof. We have

$$\text{Var}[\mu(X_{t+1}) \mid X_t] = \mathbb{E}[(\mu(X_{t+1}) - \mathbb{E}[\mu(X_{t+1}) \mid X_t])^2 \mid X_t] \quad (23)$$

$$\geq (\mathbb{E}[|\mu(X_{t+1}) - \mathbb{E}[\mu(X_{t+1}) \mid X_t]| \mid X_t])^2 \quad (24)$$

by Jensen's inequality. Then

$$\mathbb{E}[|\mu(X_{t+1}) - \mathbb{E}[\mu(X_{t+1}) \mid X_t]| \mid X_t] \geq \nu_t \cdot \ell_t \quad (25)$$

since the expectation is non-negative and $\mu(\mathcal{X})$ is a submartingale. □

Lemma 7 (Naive variance lower bound, zero drift). *Let $\mathcal{X} \equiv (X_t)_{t \geq 0}$ be a Markov chain from the state space Ω . For each $t \geq 0$, let \mathcal{E}_t be the event $\mu(X_{t+1}) \neq \mu(X_t)$. Suppose μ is probability measure on Ω such that $\mathbb{E}[\mu(X_{t+1}) \mid X_t] = \mu(X_t)$ with $\Pr[\mathcal{E}_t \mid X_t] \geq \nu_t$ and, given \mathcal{E}_t , $|\mu(X_{t+1}) - \mu(X_t)| \geq \ell_t$ for each $t \geq 0$. Then*

$$\text{Var}[\mu(X_{t+1}) \mid X_t] \geq (\nu_t \ell_t)^2 \quad (26)$$

for all $t \geq 0$ with $X_t \notin \{\emptyset, \Omega\}$.

Proof. We have

$$\text{Var}[\mu(X_{t+1}) \mid X_t] = \mathbb{E}[(\mu(X_{t+1}) - \mathbb{E}[\mu(X_{t+1}) \mid X_t])^2 \mid X_t] \quad (27)$$

$$= \mathbb{E}[(\mu(X_{t+1}) - \mu(X_t))^2 \mid X_t] \quad (28)$$

$$\geq (\mathbb{E}[|\mu(X_{t+1}) - \mu(X_t)| \mid X_t])^2 \quad (29)$$

by Jensen's inequality. Then

$$\mathbb{E}[|\mu(X_{t+1}) - \mu(X_t)| \mid X_t] \geq \nu_t \ell_t \quad (30)$$

since the expectation is non-negative and $\mu(\mathcal{X})$ is a martingale. □

C Fixation always occurs quickly when selection advantage is strong enough

In this section we prove Theorem 1 from the main text. That is, we show that if the mutant fitness advantage is large enough then the process terminates fast, regardless of the underlying spatial structure.

To that end, we first prove the following key lemma.

Lemma 8. *Let $G = (V, E)$ be a graph and $r \geq N^2$. Let $\phi(S) = |S|/N$. Then for each $\emptyset \subsetneq S \subsetneq V$ and for any $t \geq 0$ we have*

$$\mathbb{E}[\phi(X_{t+1}) - \phi(X_t) \mid X_t = S] \geq N^{-4}. \quad (31)$$

Proof. For $k = 1, \dots, N-1$ let $W_k = N + (r-1)k$ be the total fitness of the population. Note that $N < W_k < rN$. Next, for $k = 1, \dots, N-1$ let p_k^\uparrow be the minimum probability that the number of mutants increases in the next step given that there are currently k mutants. Since G is strongly connected, there is at least one edge pointing from a mutant vertex to a resident vertex, and the mutant vertex has degree at most $N-1$. Therefore

$$p_k^\uparrow \geq \frac{r}{W_k} \cdot \frac{1}{N-1}. \quad (32)$$

Similarly, let p_k^\downarrow be the maximum probability that the number of mutants decreases in the next step given that there are currently k mutants. Then

$$p_k^\downarrow \leq \frac{N-k}{W_k} \quad (33)$$

Combining the two bounds we get

$$\mathbb{E}[\phi(X_{t+1}) - \phi(X_t) \mid X_t = S, |S| = k] \geq \frac{p_k^\uparrow - p_k^\downarrow}{N} = \frac{r}{N \cdot W_k} \cdot \left(\frac{1}{N-1} - \frac{N-k}{r} \right). \quad (34)$$

Now since $W_k \leq rN$ we have $r/(NW_k) \geq 1/N^2$. Moreover, we have $(N-k)/r \leq (N-1)/(N^2-1) = 1/(N+1)$, hence we get the desired

$$\mathbb{E}[\phi(X_{t+1}) - \phi(X_t) \mid X_t = S, |S| = k] \geq \frac{1}{N^2} \cdot \frac{2}{N^2-1} \geq \frac{1}{N^4}. \quad (35)$$

□

As an immediate consequence we obtain Theorem 1 from the main text.

Theorem 6. *Let G_N be an arbitrary graph on N nodes. Suppose that $r \geq N^2$. Then $T^r(G_N) \leq N^4$.*

Proof. We apply Lemma 1 with $\mu(X_t) = \phi(X_t)$. By Lemma 8 we can set $\varepsilon = N^{-4}$ and we obtain

$$T^r(G_N) \leq 1/N^{-4} = N^4. \quad \square$$

D Fixation occurs quickly on Eulerian graphs

In this section we prove Theorem 2 from the main text. That is, we show that if a graph is Eulerian with degrees sandwiched between δ and Δ then the time is fast, provided that the mutant fitness advantage satisfies $r \geq \Delta/\delta$. Recall that a graph is *Eulerian* if $\deg^-(v) = \deg^+(v)$ holds for each $v \in V$.

First, We point out one useful property of such graphs. Let $S \subseteq V$. Let $E^+(S)$ be the set of the edges whose starting vertex is in S . Let $E^-(S)$ be the set of the edges whose ending vertex is in S . Let m_S^+ be the number edges outgoing from S and incoming to $V \setminus S$. Similarly, let m_S^- be the number edges outgoing from $V \setminus S$ and incoming to S .

Lemma 9. *A graph $G = (V, E)$ is Eulerian if and only if $m_S^+ = m_S^-$ for every $S \subseteq V$.*

Proof. Suppose G is Eulerian and let $S \subseteq V$. We have that

$$m_S^+ = |E^+(S)| - \#\{u \rightarrow v \in E \mid u \in S, v \in S\} \quad \text{and} \\ m_S^- = |E^-(S)| - \#\{u \rightarrow v \in E \mid u \in S, v \in S\}.$$

Noticing that

$$|E^+(S)| = \sum_{u \in S} \deg^+(u) = \sum_{u \in S} \deg^-(u) = |E^-(S)|$$

since G is Eulerian completes one direction of the proof.

For the other direction, suppose we know that $m^+(S) = m^-(S)$ for each $S \subseteq V$. Then for every $u \in V$ we know $\deg^-(u) = m_{\{u\}}^- = m_{\{u\}}^+ = \deg^+(u)$, so G is Eulerian. \square

Theorem 7. *Let G_N be an Eulerian graph on N nodes with smallest degree δ and largest degree Δ . Suppose $r \geq \Delta/\delta$. Then $T^r(G_N) \leq 4\Delta^2 N^8$.*

Proof. Let $\gamma = \gamma(G) := \Delta/\delta$. For $S \subseteq V$, let $\phi(S) := |S|/|V|$. Let $W(S)$ be the total fitness of the population. Let X_{t+1} be the next set of mutants in the process given time t has mutants $X_t = S$. We have

$$\mathbb{E}[\phi(X_{t+1}) - \phi(X_t) | X_t = S] = \frac{1}{W(S)|V|} \left[r \sum_{v \rightarrow w \in E(S, V \setminus S)} \frac{1}{\deg(v)} - \sum_{u \rightarrow v \in E(V \setminus S, S)} \frac{1}{\deg(u)} \right] \quad (36)$$

$$\geq \frac{m_S^+}{W(S)|V|} (r/\Delta - 1/\delta) \quad (37)$$

where we used the fact that any cut in an Eulerian graph has the same number of cross edges in either direction (Lemma 9). We examine two cases for r . First suppose $r \geq N^2$. Then by Theorem 6

$$T \leq N^4. \quad (38)$$

Next, suppose $\gamma \leq r < N^2$. This means that

$$\mathbb{E}[\phi(X_{t+1}) - \phi(X_t) | X_t = S] \geq 0 \quad (39)$$

since $r \geq \gamma$. Then

$$\Pr[\phi(X_{t+1}) < \phi(X_t) | X_t = S] \geq \frac{1}{W(S)} \cdot \frac{1}{\Delta} \geq \frac{1}{r\Delta N} \geq \frac{1}{\Delta N^3} \quad (40)$$

since $r < N^2$, and

$$|\phi(X_{t+1}) - \phi(S)| \geq \frac{1}{|V|} = \frac{1}{N} \quad (41)$$

when $\phi(X_{t+1}) < \phi(S)$. Thus by Lemma 6,

$$\text{Var}[\phi(X_{t+1}) \mid \phi(X_t)] \geq \left(\frac{1}{\Delta N^4} \right)^2 \quad (42)$$

Given that we are interested in the conditional fixation time, the process always fixates. By Lemma 3 and (42),

$$T \leq 4 \cdot (1 - \phi(X_0)(1 + \phi(X_0)))\Delta^2 N^8 \quad (43)$$

Thus

$$T \leq 4\Delta^2 N^8 \quad (44)$$

for such r . In either case the latter bound holds. \square

E Fixation can occur slightly faster for small selective advantages

Lemma 10. *Let $G = (V, E)$ and let $\rho_{\min} := \min_{S \subseteq V} \text{fp}(G, S, r = 1)$. Then $T^r(G) \leq 4 T^{r=1}(G) / \rho_{\min}$.*

Proof. Consider the process M_1 with $r = 1$ and the process M_r with $r \geq 1$. In M_1 , there exist fixating trajectories with total weight ρ_{\min} that fixate on average in at most T_1 steps. By Markov inequality, in M_1 there exist fixating trajectories with total weight $\rho_{\min}/2$ that fixate in at most $2T_1$ steps each.

Let \tilde{M}_1 and \tilde{M}_r denote the continuous-time versions of the processes as described in [32]. Then by Lemma 5 of [32], there is a coupling between the continuous-time versions of the two processes such that if the processes start with the same set of mutants (i.e. $\tilde{M}_1[0] = \tilde{M}_r[0]$), then $\tilde{M}_1[t] \subseteq \tilde{M}_r[t]$ for all $t \geq 0$. Let $\tilde{\tau}_1$ be one possible mutant set trajectory that fixates for \tilde{M}_1 . Then the coupling implies that the corresponding trajectory $\tilde{\tau}_r$ for \tilde{M}_r fixates at an even earlier time. The same holds between the fixating trajectories τ_1 and τ_r in the discrete-time processes.

Thus, in M_r there exist fixating trajectories with total weight $\rho_{\min}/2$ that fixate in at most $2T_1$ steps each. Now imagine we run M_r for stages of $2T_1$ steps each. Within each stage, the process fixates with probability at least $\rho_{\min}/2$ so in expectation we observe fixation after at most $2/\rho_{\min}$ stages. In total, this gives the desired

$$T_r \leq \frac{2}{\rho_{\min}} \cdot 2T_1 = 4T_1/\rho_{\min}. \quad (45)$$

□

Lemma 11 (Bounding absorption time and fixation time when $r = 1$). *Let $G = (V, E)$. Then*

$$\text{AT}^{r=1}(G) \leq \frac{N^4}{4\rho_{\min}^2} \quad \text{and} \quad T^{r=1}(G) \leq \frac{N^4}{4\rho_{\min}^3}.$$

Proof. Note that the probability that the mutant set $S \subseteq V$ changes in one step is at least

$$\frac{1}{W(S)} \frac{1}{N-1} = \frac{1}{N(N-1)} \geq \frac{1}{N^2}. \quad (46)$$

Then by Lemmas 5 and 7, where we use the fixation probability $\text{fp}(X)$ as the potential function $\mu(X)$, we get

$$\text{AT}^{r=1}(G, X) \leq \left(\frac{N^2}{\rho_{\min}} \right)^2 \cdot \text{fp}(X)(1 - \text{fp}(X)) \leq \frac{N^4}{4\rho_{\min}^2}. \quad (47)$$

Now we turn the bound on absorption time into a bound on fixation time. Let X be any configuration and denote by $\text{ET}^{r=1}(G, X)$ the extinction time starting from X . Then

$$\text{AT}^{r=1}(G, X) = \text{fp}^{r=1}(G, X) \cdot T^{r=1}(G, X) + (1 - \text{fp}^{r=1}(G, X)) \cdot \text{ET}^{r=1}(G, X) \geq \rho_{\min} \cdot T^{r=1}(G, X),$$

thus taking the maximum over X we obtain $T^{r=1}(G) \leq \text{AT}^{r=1}(G) / \rho_{\min}$. □

Theorem 8. *Fix a graph G_N and $r \geq 1$. Then $T^r(G_N) \leq \left(\frac{N}{\rho_{\min}(G_N)} \right)^4$.*

Proof. This follows from Lemma 10 and Lemma 11. □

F Balanced graphs (and others) fixate quickly

Lemma 12. *Let $G = (V, E)$. Suppose there exist $|V|$ numbers $\{x_v \mid v \in V\}$ that satisfy*

$$x_v \cdot \sum_{u: u \rightarrow v \in E} \frac{1}{\deg^+(u)} = \frac{1}{\deg^+(v)} \cdot \sum_{w: v \rightarrow w \in E} x_w \quad (48)$$

for each $v \in V$. In addition, suppose $\sum_{v \in V} x_v = 1$. Then $x_v = \text{fp}(\{v\})$.

Proof. Suppose $r = 1$ and denote $N = |\mathbf{V}|$. Then the fixation probability is additive, that is, $\rho(S) = \sum_{v \in S} \rho(\{v\})$ for every $S \subseteq \mathbf{V}$ [12]. Thus, the list of 2^N fixation probabilities $\text{fp}(S)$ for $S \subseteq \mathbf{V}$ is determined by the list of N fixation probabilities $\rho(\{v\})$ for $v \in \mathbf{V}$. The fixation probabilities $\rho(\{v\})$ are the unique solutions to the linear system

$$\text{fp}(\{v\}) = \frac{1}{N} \sum_{v \rightarrow w \in \mathbf{E}} \frac{1}{\deg^+(v)} \cdot \text{fp}(\{v, w\}) + \frac{1}{N} \sum_{u \rightarrow v \in \mathbf{E}} \frac{1}{\deg^+(u)} \cdot \text{fp}(\emptyset) + \left(1 - \frac{1}{N} - \frac{1}{N} \sum_{u \rightarrow v \in \mathbf{E}} \frac{1}{\deg^+(u)}\right) \cdot \text{fp}(\{v\}), \quad (49)$$

where the first term on the right-hand side corresponds to the mutant reproducing, the second term corresponds to the mutant being replaced, and the third term corresponds to a resident replacing a resident. Using $\rho(\emptyset) = 0$ and $\rho(\{v, w\}) = \rho(\{v\}) + \rho(\{w\})$ we obtain

$$\text{fp}(\{v\}) \cdot \sum_{u: u \rightarrow v \in \mathbf{E}} \frac{1}{\deg^+(u)} = \frac{1}{\deg^+(v)} \cdot \sum_{w: v \rightarrow w \in \mathbf{E}} \text{fp}(\{w\}) \quad (50)$$

which is precisely the system satisfied by $\{x_v \mid v \in \mathbf{V}\}$. □

Definition 1. A graph $\mathbf{G} = (\mathbf{V}, \mathbf{E})$ is balanced if and only if

$$\frac{1}{\deg^-(v)} \cdot \sum_{u: u \rightarrow v \in \mathbf{E}} \frac{1}{\deg^+(u)} = \frac{1}{\deg^+(v)} \cdot \sum_{w: v \rightarrow w \in \mathbf{E}} \frac{1}{\deg^-(w)}. \quad (51)$$

Theorem 9. Let G_N be a balanced graph. Then:

1. $\rho^{r=1}(G_N, u) = \frac{1/\deg^-(u)}{\sum_{v \in \mathbf{V}} 1/\deg^-(v)} \geq 1/N^2$ for any node u .
2. $\text{Tr}(G_N) \leq N^{12}$ for any $r \geq 1$.

Proof. The equality in Item 1 follows from Lemma 12 and the bound follows from the fact that the numerator is at least $1/N$ and the denominator is at most N . Item 2 follows immediately from Item 1 and Theorem 8. □

In the rest of this section we verify that the undirected graphs, carousels, books, metafunnels, and superstars are all balanced. Thus, the fixation probability under neutral drift ($r = 1$) starting from node v is inversely proportional to $\deg^-(v)$. Moreover, we provide an explicit formula for fixation probability on Megastars under neutral drift. This gives an upper bound on the fixation time for any $r \geq 1$ by Theorem 8. We use the notation $\text{fp}(\{v\}) \propto p_v$ to mean that $\text{fp}(\{v\}) = p_v / \sum_{w \in \mathbf{V}} p_w$.

Recall that a graph is *undirected* if all edges are two-way, that is, if $u \rightarrow v \in \mathbf{E}$ then $v \rightarrow u \in \mathbf{E}$ as well.

Claim 1. Suppose $\mathbf{G} = (\mathbf{V}, \mathbf{E})$ is undirected. Then $\text{fp}(\{v\}) \propto 1/\deg(v)$.

Proof. Checking by substituting,

$$\frac{1}{\deg(v)} \sum_{v \rightarrow w \in \mathbf{E}} \frac{1}{\deg(w)} = \frac{1}{\deg(v)} \sum_{u \rightarrow v \in \mathbf{E}} \frac{1}{\deg(u)} \quad (52)$$

$$\iff \frac{1}{\deg(v)} \sum_{\substack{v \rightarrow w \in \mathbf{E} \\ w \rightarrow v \in \mathbf{E}}} \frac{1}{\deg(w)} = \frac{1}{\deg(v)} \sum_{\substack{u \rightarrow v \in \mathbf{E} \\ v \rightarrow u \in \mathbf{E}}} \frac{1}{\deg(u)} \quad (53)$$

$$\iff \frac{1}{\deg(v)} = \frac{1}{\deg(v)} \quad (54)$$

which is always true. □

For the following theorems, we omit the proofs since the technique is similar of that of the proof of claim 1.

Definition 2. A carousel is multipartite graph consisting of a partition of \mathbf{V} into sets S_1, \dots, S_ℓ such that $u \rightarrow v \in \mathbf{E}$ if and only if there exists an i such that $u \in S_i$ and $v \in S_{i+1}$. We say that $S_{\ell+1} := S_1$, $S_0 := S_\ell$, $S_{-1} := S_{\ell-1}$, etc.

Claim 2. Suppose $G = (V, E)$ is a carousel with sets S_1, \dots, S_ℓ . Then for $v \in S_i$ we have that $\text{fp}(\{v\}) \propto |S_{i-1}|^{-1}$.

Proof. We have

$$|S_{i-1}|^{-1} \cdot \sum_{u \rightarrow v \in E} \frac{1}{\deg^+(u)} = |S_{i-1}| \cdot |S_i|^{-1} |S_{i-1}|^{-1} = |S_i|^{-1} \quad (55)$$

and

$$\frac{1}{\deg^+(v)} \sum_{v \rightarrow w \in E} |S_i|^{-1} = |S_i|^{-1}. \quad (56)$$

□

Definition 3. An (s_1, \dots, s_ℓ) -book is a graph with vertices b (beginning), e (end), and $p_{j_i}^i$ for $i = 1, \dots, \ell$ and $j_i = 2, \dots, s_{i-1}$. We say that $p_1^i = p_{s_i+1}^i = b$ and $p_{s_i}^i = e$ for each i . We have $p_{j_i}^i \rightarrow p_{j_i+1}^i \in E$ for all $j_i = 1, \dots, s_i$.

Claim 3. Suppose $G = (V, E)$ is a (s_1, \dots, s_ℓ) -book. Then

1. $\text{fp}(\{b\}) \propto \ell$
2. $\text{fp}(\{e\}) \propto 1$
3. $\text{fp}(\{p_2^i\}) \propto \ell$ for each i
4. $\text{fp}(\{p_j^i\}) \propto 1$ for each i and each $j > 1$.

Proof. This can be easily checked by plugging into the equations of (50). □

Definition 4. See §1.1.1 of [24] for the definition of a (k, ℓ, m) -metafunnel.

Claim 4. Suppose $G = (V, E)$ is a (k, ℓ, m) -metafunnel. Then

1. $\text{fp}(\{v\}) \propto m^{1-i}$ for each $v \in V_i$ such that $i \neq 1$
2. $\text{fp}(\{v\}) \propto \ell$ for each $v \in V_1$.

Definition 5. See §1.1.2 of [24] for the definition of a (k, ℓ, m) -superstar.

Claim 5. Suppose $G = (V, E)$ is a (k, ℓ, m) -superstar. Then

1. $\text{fp}(\{v_{i,j}\}) \propto 1$ for each i and each $j > 1$
2. $\text{fp}(\{v_{i,1}\}) \propto 1/m$ for each i
3. $\text{fp}(\{v\}) \propto \ell$ for each $v \in R_i$ for each i
4. $\text{fp}(\{v^*\}) \propto 1$.

Corollary 1. Undirected graphs, carousels, books, metafunnels, and superstars are balanced.

Proof. This follows from Theorem 9, and Claims 1 to 5. □

Definition 6. See §1.1.3 of [24] for the definition of a (k, ℓ, m) -megastar.

Claim 6. Suppose $G = (V, E)$ is a (k, ℓ, m) -megastar. Then

1. $\text{fp}(\{v^*\}) \propto m$
2. $\text{fp}(\{v\}) \propto \ell m$ for each $v \in R_1 \cup \dots \cup R_\ell$
3. $\text{fp}(\{v\}) \propto m$ for each $v \in K_1 \cup \dots \cup K_\ell$
4. $\text{fp}(\{a_i\}) \propto 1$ for each $i \in [\ell]$.

Corollary 2. A (k, ℓ, m) -megastar has $\rho_{\min} \geq 1/h(N)$ for some polynomial N so long as

$$1 \cdot \ell + m \cdot (k\ell) + (\ell m) \cdot (\ell m) + m \leq h(N). \quad (57)$$

In particular, so long as k, ℓ , and m are each bounded above by some polynomial in N then ρ_{\min} is bounded below by the inverse of a polynomial.

G Quickly estimating fixation probabilities with provable confidence

Theorem 10. *There is a FPRAS for fixation probability for $r \geq 1$ if there is some polynomial h such that $\rho_{\min} \geq 1/h(N)$.*

Proof. What follows is a standard technique. We aim to approximate the fixation probability within a multiplicative factor of $\varepsilon > 0$ with probability $1 - \nu$. Let $\nu_1, \nu_2 \geq 0$ be constants and let $\nu := \nu_1 + \nu_2$. We first compute ρ_{\min} and then T_1 in $\text{poly}(N)$ time by Lemma 12. We run $s = \lceil 2(\ln 2/\nu_1)/(\varepsilon\rho_{\min})^2 \rceil$ independent simulations of the birth-death process on G for at most $t = \lceil T_1 s/\nu_2 \rceil$ steps. If any simulation does not reach absorption in the allocated time, we return some arbitrary number as the fixation probability. Otherwise, take X_1, \dots, X_s to be random 0-1 indicator variables such that $X_i = 1$ if and only if the simulation reaches fixation. We estimate $\hat{\rho} := \frac{1}{s} \sum_{i=1}^s X_i$ as the fixation probability. Then $\Pr[|\hat{\rho} - \rho| > \varepsilon\rho] \leq 2 \exp(-\varepsilon^2 \rho^2 s/2) \leq \nu_1$ by a Chernoff bound. The probability that a simulation does not reach absorption in the allocated amount of time is at most ν_2/s by Markov's inequality. By a union bound, the probability that there is some simulation that does not reach absorption in the allocated time is at most ν_2 . Thus the probability of error in this approximation algorithm is at most $\nu_1 + \nu_2 = \nu$. Both s and t are polynomial in N and each step of the birth-death process can be computed in a constant amount of time. \square