
INTRODUCING CHATSQC: ENHANCING STATISTICAL QUALITY CONTROL WITH AUGMENTED AI

A PREPRINT

Fadel M. Megahed¹, Ying-Ju Chen², Inez Zwetsloot³, Sven Knoth⁴, Douglas C. Montgomery⁵, and L. Allison Jones-Farmer^{1,*}

¹Farmer School of Business, Miami University, Oxford, OH 45056, USA

²Department of Mathematics, University of Dayton, OH 45469, USA

³Amsterdam Business School, University of Amsterdam, Amsterdam, Netherlands

⁴Department of Mathematics & Statistics, Helmut Schmidt University, Hamburg, Germany

⁵School of Computing and Augmented Intelligence, Arizona State University, Tempe, AZ 85281, USA

*Corresponding author can be reached at farmerl2@miamioh.edu

April 1, 2024

ABSTRACT

We introduce ChatSQC, an innovative chatbot system that combines the power of OpenAI's Large Language Models (LLM) with a specific knowledge base in Statistical Quality Control (SQC). Our research focuses on enhancing LLMs using specific SQC references, shedding light on how data preprocessing parameters and LLM selection impact the quality of generated responses. By illustrating this process, we hope to motivate wider community engagement to refine LLM design and output appraisal techniques. We also highlight potential research opportunities within the SQC domain that can be facilitated by leveraging ChatSQC, thereby broadening the application spectrum of SQC. A primary goal of our work is to provide a template and proof-of-concept on how LLMs can be utilized by our community. To continuously improve ChatSQC, we ask the SQC community to provide feedback, highlight potential issues, request additional features, and/or contribute via pull requests through our public GitHub repository. Additionally, the team will continue to explore adding supplementary reference material that would further improve the contextual understanding of the chatbot. Overall, ChatSQC serves as a testament to the transformative potential of AI within SQC, and we hope it will spur further advancements in the integration of AI in this field.

Keywords artificial intelligence, ChatGPT, generative AI, langchain, large language models (LLM), quality control, statistical process monitoring

1 Introduction

Generative AI refers to a class of machine learning models that can generate text, images, and other content. Generative AI applications such as ChatGPT (with its current back-ends of GPT-3.5 and GPT-4 Turbo models), Gemini, Claude.ai, GitHub Copilot, Microsoft Copilot, Midjourney, and others have created worldwide excitement due to their ease of use, broad utility, and perceived capabilities. The conversational nature of some of these generative AI applications has reduced the barrier to entry, with no specialized software/hardware needed. OpenAI’s ChatGPT amassed 1 million unique users within five days of its November 2022 launch and reached 100 million users about two months later. The use of AI is not limited to chat-based applications; for example, GitHub Copilot, which runs in coding interfaces (e.g., Visual Studio and VS Studio), has been shown to increase developer productivity by more than 55% (Peng et al. 2023b) and satisfaction by 60-75% (Kalliamvakou 2022).

Focusing on *text-to-text* generative AI models, two main trends have emerged in recent months. First, practitioners/researchers have increasingly examined the performance of these generally trained AI models in specific applications. For example, in our community, Megahed et al. (2024) examined scenarios where ChatGPT (GPT-3.5) can inform Statistical Process Control (SPC) research, practice, and learning. In the general context of data science, Shmueli et al. (2023) examined possible (mis)uses of generative AI in the publication of *data science* research. Ellis and Slade (2023) examined how ChatGPT can enhance statistics and data science education. Second, large firms such as Google (Singhal et al. 2023) and Bloomberg (Wu et al. 2023) have developed specialized generative AI models to encode clinical and financial knowledge, respectively. These models have demonstrated superior performance compared to the then-current state-of-the-art general generative AI models.

The rapid adoption and profound impacts of generative AI are widespread throughout society, from science (Wang et al. 2023) to labor productivity (Goldman Sachs 2023) and health care (Health-Europe 2023). Despite its potential generative AI remains untapped within specialized fields such as SQC, where AI applications could transform research and practice. Pursuing such innovation has motivated us to develop ChatSQC, a ChatGPT-based tool provided with SQC context. Our approach is motivated by the work of Vaghefi et al. (2023), who developed a chatClimate web app, available at <https://www.chatclimate.ai/>, which enhanced GPT-4’s answers in the field of climate science. Hereafter, we use the term SQC-augmented to refer to that additional context.

Recent literature reports significant advancements in augmenting existing large language models (LLMs) with domain-specific texts, a promising strategy for enhancing the precision and relevance of AI applications in niche areas. Mialon et al. (2023) conducted a survey on Augmented Language Models and emphasized the effectiveness of the missing token objective in enhancing reasoning capabilities. Similarly, Peng et al. (2023a) proposed augmenting LLMs with external knowledge and automated feedback, significantly reducing hallucinations in ChatGPT. These studies underscore the importance of integrating additional information into LLMs to improve their performance. Furthermore, Singhal et al. (2023) focused on medical question answering with LLMs, showcasing progress towards achieving expert-level performance by leveraging base LLM improvements, domain-specific fine-tuning, and novel prompting strategies. In the context of orthopedic management, research, and patient queries, Sosa et al. (2024) explored the capacity of large language model chatbots to aid in these areas. Additionally, in addressing the grounding problem between cognitive and generative models, Maher et al. (2023) discussed ways to integrate these paradigms effectively, showing examples in computational creativity and education. The reader is referred to the surveys of Minaee et al. (2024), Gao et al. (2024) and Tonmoy et al. (2024) for detailed introductions on (a) the inception/motivation behind retrieval augmented generation (RAG), (b) the progression of RAG technologies, and (c) the utility of RAG methods on reducing hallucinations, respectively.

Our article demonstrates the first use case of how generative AI models can be augmented with SQC resources. We develop ChatSQC, a template and proof-of-concept on how our community can develop expertly grounded large language models. Our main contributions include the following.

- (1) **Augmenting a LLM with an SQC knowledge base:** We examine augmenting LLMs with further context by incorporating two types of high-quality SQC references (the *NIST/SEMATECH e-Handbook of Engineering Statistics* and a corpus of all available open-source articles, with CC-BY and CC-BY-NC licenses, from leading journals in our field). We hypothesize that such context can enhance the LLMs’ capabilities in providing domain-specific explanations and facts and that the parameters employed for reading data, separating the text, creating embeddings, and selecting the LLM will influence the output quality (presenting our community with a well-sized, yet manageable, playground to examine how our expertise can be used to enhance LLM design and output quality assessment).
- (2) **Exploring opportunities for leveraging ChatSQC in SQC research:** Based on our findings, we intend to identify potential research avenues within SQC that could be pursued using ChatSQC and its future iterations.

- (3) **Empowering practitioners with an SQC-augmented chatbot:** Our goal is to provide practitioners with a tool capable of delivering current/meaningful SQC-related responses that a general LLM may not generate, thus making cutting-edge SQC knowledge more accessible.
- (4) **Crowdsourcing additional SQC knowledge bases for a better context:** To continuously improve the performance and relevancy of ChatSQC, we encourage the research and practice communities of SQC to contribute additional references via our unblinded GitHub repository: (fmegahed/chatsqc).

By exploring the construction and application of ChatSQC, we hope to provide a pathway for practitioners to harness the potential of this tool and inspire researchers to continue pushing the boundaries of AI within the field of SQC.

2 The Construction of ChatSQC

The construction of ChatSQC involved four main phases: (a) a one-time extraction of the reference material¹, (b) a one-time preprocessing of the extracted material, (c) a continuous (online) chat interface, and (d) the hosting/deployment of the app on a web server. An overview of our approach is depicted in Figure 1, with a detailed explanation below and our code presented in Section A.1.

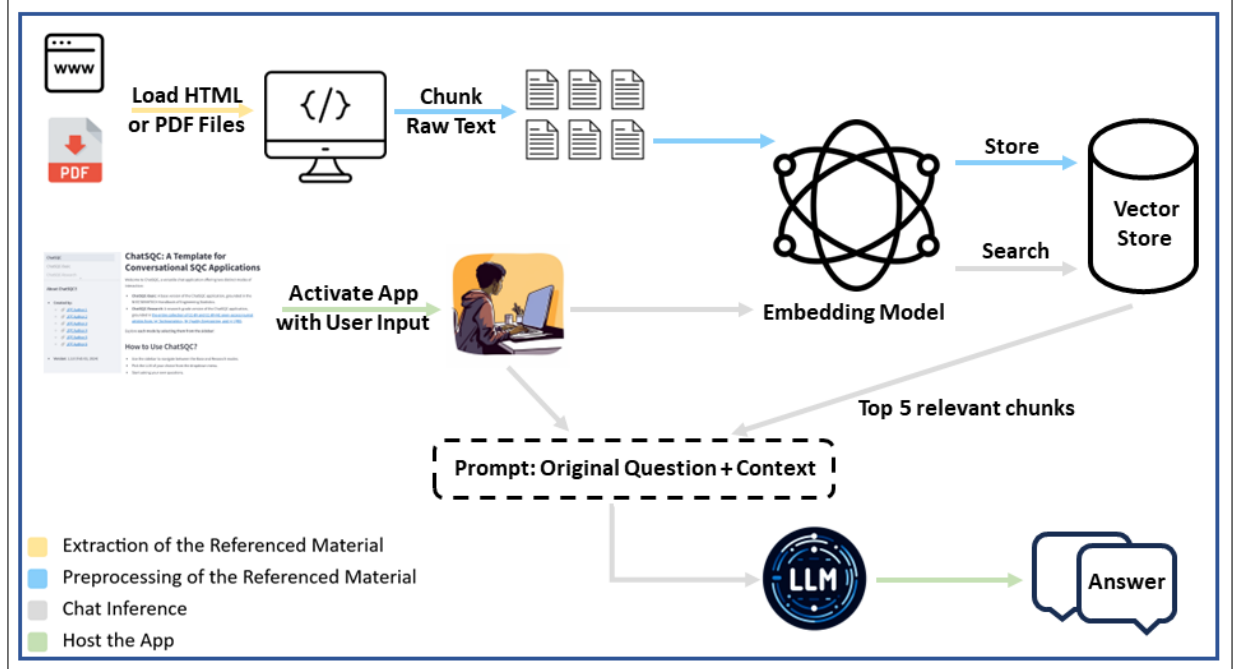


Figure 1: Flowchart of the preprocessing and chat interface creation process. The colors in the arrows correspond to the four phases highlighted in the paragraph above.

Our ChatSQC bot is designed to serve a wide range of users through its two specialized modes of interaction. The ChatSQC-Basic mode supports basic knowledge in SQC based on the concepts and techniques described in the *NIST/SEMATECH e-Handbook of Statistical Methods*. The ChatSQC-Research mode provides access to the entire collection of CC-BY and CC-BY-NC open-access journal articles from *Technometrics*, *Quality Engineering*, and *Quality and Reliability Engineering International (QREI)*, spanning from 2017 to January of 2024. No articles are included from *Journal of Quality Technology (JQT)* and *Quality Technology & Quantitative Management (QTQM)* because none were published with the appropriate CC-BY or CC-BY-NC licenses; they were published with CC-BY-NC-ND which prevents derivative work such as the incorporation of these papers in our non-commercial chatbot. The two modes of ChatSQC illustrate the application to the diverse needs of users by providing reliable, up-to-date information grounded in authoritative sources.

¹We will routinely scan the literature for CC-BY and CC-BY-NC papers that will be added to ChatSQC-Research. The one-time extraction refers to the status of the chatbot at the time of our second revision.

2.1 Material Extraction and Integration Process

2.1.1 Extracting Reference Book Materials for ChatSQC-Basic

We chose the *NIST/SEMATECH e-Handbook of Statistical Methods* as our reference book (NIST/SEMATECH 2022) for ChatSQC-Basic since it was not marked as copyrighted. The NIST (2021) site states, “With the exception of material marked as copyrighted, information presented on NIST sites are considered public information and may be distributed or copied.” The book comprises 694 web pages, capturing introductory material about industrial statistics, quality, reliability, and experimental design.

We obtained the XML sitemap of the NIST E-handbook (<https://www.itl.nist.gov/div898/handbook/sitemap.xml>) and parsed it using the BeautifulSoup Python library (Richardson 2023). Next, we reduced the 1,037 links from the NIST/SEMATECH E-handbook’s XML sitemap to 694 URLs by keeping only the URLs associated with the different sections and subsections of the book. We sorted these 694 URLs to match the order by which the information is presented in the book. Finally, we used the SeleniumURLLoader() function from the LangChain (LangChain 2023c) Python Library to read/load the text from these web pages and store it in a “pickle file”, a Python object storage format that enables collected data to be saved in a serialized format that can be reloaded for future use. This allows for further processing without the need to extract information from the source each time.

2.1.2 Extracting Research Papers for ChatSQC-Research

We used a collection of 52 open-access journal articles from (a) *Technometrics*, (b) *Quality Engineering*, and (c) *QREI*, published between 2017 and 2024 with CC-BY and CC-BY-NC licenses. These licenses allow us to create derivative work (as would be synthesized by an LLM) for non-commercial purposes. The list of articles used in the app can be found in the Appendix A.3.² The Creative Commons (2023) indicates that both licenses grant users to distribute, remix, adapt, and build upon the original material in any medium or format, with the requirement that credit must be given to the creator. The key distinction between the two lies in their approach to commercial use: the CC-BY license permits commercial use of the material, while the CC-BY-NC license restricts use to noncommercial purposes only.

To identify papers published by *Taylor & Francis* with the correct open access licenses, we combined the Cross-Ref API (<https://www.crossref.org/documentation/retrieve-metadata/rest-api/>) and the published list of open-access papers for each journal (e.g., see <https://www.tandfonline.com/action/showOpenAccess?journalCode=utch20> for *Technometrics*). For papers published in *QREI*, we were provided a CSV file (https://github.com/fmegahed/chatsqc/blob/main/data/qrei_open_access_list_wiley.csv) from Wiley to identify all open-access papers with the correct license. For all journals considered, we manually downloaded the 52 papers (PDF files). We stored them in a directory to be preprocessed and read by our Python code, which we created a citation dictionary for all our papers saved as a pickle file and a CSV file with the citation information for all papers.

2.2 Offline Preprocessing

For ChatSQC-Basic, we extracted the raw text from the pickle file using the `get_pickle_text()` function, obtaining a single string containing the entire reference book content. Similarly, for ChatSQC-Research, the `DirectoryLoader` and `PyMuPDFLoader` Python methods from the `langchain` package were used to read the PDF files. We divided the large text into smaller, more manageable chunks using the `LangChain` library’s `RecursiveCharacterTextSplitter()` function. For this version of ChatSQC, we split the text into chunks of a maximum of 1,000 characters with a 10% overlap to ensure contextual coherence. This choice is a balanced approach that carefully considers the trade-offs between contextual coherence, computational efficiency, and the practical limits of embedding models. Large chunks could capture more context but would increase memory usage and computational time and potentially introduce more noise. Conversely, smaller chunks could miss important contextual information, leading to poorer-quality embeddings. Increasing the overlap can enhance context preservation between chunks but result in redundant processing, which can be computationally inefficient. Reducing the overlap might make the process more efficient but at the risk of losing important transitional context, affecting the coherence of the information processed across chunks. The 10% overlap is a practical choice, providing context continuity without excessively increasing the computational load. The choice of the maximum number of characters and the overlap size are parameters that can be tuned in future versions of ChatSQC.

Next, we have originally used OpenAI’s `text-embedding-ada-002` embedding model to vectorize each data chunk. Text embeddings allow us to assess the similarity between text strings and find widespread use in various natural

²The list includes papers used as of the end of January 2024. The papers used to ground ChatSQC will be updated and cited on the app’s landing page.

language processing (NLP) tasks like searching and ranking. Text embeddings represent text as sets of floating-point number vectors, and the distance between these vectors reflects their similarity or connection. Smaller distances indicate higher relatedness, whereas larger distances imply lower relatedness. One of the key features of `text-embedding-ada-002` is its tokenization process, which breaks down text into manageable units, or tokens, for analysis. Unlike simple tokenization methods that might only split text on spaces or punctuation, the model employs a more sophisticated approach that can handle a variety of languages and linguistic nuances. A token can represent a whole word, part of a word, or even multiple words, depending on the tokenizer’s granularity. This allows the model to efficiently process and understand text ranging from short sentences to longer documents. We initially chose OpenAI’s `text-embedding-ada-002` because it was trained on a diverse dataset, encompassing a wide range of languages and domains. This extensive training enables the model to generate more refined and accurate embeddings to capture textual similarity and relatedness. Compared to other embedding models at the time of the initial analysis, `text-embedding-ada-002` was a robust, cost-effective, and was OpenAI’s most powerful embedding model. We can access this embedding model through OpenAI’s API at a price of \$0.0001 per 1,000 tokens (a token can be a word or a part of a word depending on the choice of the tokenizer) (OpenAI 2024a). Notably, in English, approximately 1,000 tokens are roughly equivalent to 750 words, providing a useful guideline for estimating processing costs. We estimate the costs of embedding all our pre-referenced text to be less than \$1 (See Appendix A.4). For a detailed introduction to text embeddings, we refer the reader to OpenAI (2024a) and LangChain (2023b).

Finally, we created a vector-based database that can be used to store embeddings of the text chunks and their metadata (i.e., the URLs of different text chunks for ChatSQC-Basic or the URLs of journal papers and their licenses for ChatSQC-Research), allowing us to efficiently retrieve the most relevant documents based on their similarity to a specific query’s embedding. We used the FAISS (Facebook AI Similarity Search) vector store in our prototype to implement this due to its robustness and efficiency in handling large-scale similarity searches (Douze et al. 2024). By using FAISS, we can store this offline preprocessing database locally, eliminating the need for additional internal or external servers (LangChain 2023a).

The reader should note that our app has been updated (i.e., we repeated the preprocessing of all referenced materials) to the current-state-of-the-art OpenAI embeddings model `text-embedding-3-large` since it performs best on evaluation benchmark datasets. For ChatSQC, the cost of embedding the referenced materials remains under \$1 with our newly chosen embeddings model; OpenAI (2024a) estimates that \$1 can embed 9,615 text pages based on their assumption of 800 tokens/page).³

2.3 The Online Chatting Interface

The online chatting interface of our ChatSQC prototype facilitates seamless interactions between users and the application. It comprises several key components that work together to enable a dynamic and contextually-aware conversation experience. First, we constructed a conversation chain to capture the sequence of exchanges between the user and our application, preserving the context of ongoing conversations (from a chat history and a grounding in our reference materials perspective). The conversation chain integrates three main components:

- (a) **ChatOpenAI:** We have initially used OpenAI’s `gpt-3.5-turbo-16k` to generate responses to user inputs. The GPT-3.5 model has been known for its efficient text generation capabilities with a context window of 16,385 tokens, offering a balance between performance and computational efficiency (Kamath 2023). It was designed to handle various natural language processing tasks, including conversation, text completion, summarization, and more, with faster response times and lower costs than earlier versions. The GPT-3.5 model was used to understand user questions and provide relevant answers based on the information available in the reference book. However, as we revised this manuscript, a more powerful GPT-4 Turbo model (i.e., `gpt-4-turbo-preview`) was available, and it is now used for both the ChatSQC-Basic and ChatSQC-Research modes of our app. The prompt responses for the ChatSQC-Research mode, shared in this manuscript, utilize the latest model. Note that the GPT-4 Turbo model has a context window of 128,000 tokens and has training data up to December 2023.
- (b) **Vector Store as a Retriever:** To enhance the relevance and accuracy of responses, ChatSQC employs a vector retriever component, which retrieves the five most relevant chunks of text from a preprocessed dataset, based on the user’s input. This dataset contains metadata for individual web pages or text chunks, serving as a critical resource for providing insightful evidence to users. The retrieval process operates through vector similarity comparison: When a user inputs a query, this component translates the query into a vector embedding

³Due to the rapidly evolving nature of LLM developments, we will continue to update our app/chatbot with new LLMs, embeddings, and SQC-referenced materials to continue to improve our chatbot’s performance and its relevancy to our community. Given that we use GitHub to capture code changes, interested researchers can use our revision history to go back to a specific “as-of” version of our bot.

and then searches the dataset for the top five text chunks whose embeddings most closely match the query’s embedding. This process relies on advanced vector space modeling to understand the semantic nuances of the user’s input beyond mere keyword matching.

- (c) **RAG:** After retrieving the top 5 relevant text chunks, the RAG component dynamically integrates this retrieved information into the response generation process of the LLM. By augmenting the generative model’s input with contextually rich, retrieved text, RAG significantly enhances the quality and relevance of the generated responses, ensuring they are informed by the most pertinent information available.
- (d) **Memory Buffer:** The conversation chain is augmented with a ConversationBufferMemory object, which maintains the chat history. This buffer stores the sequence of user inputs and model responses, essential for generating coherent/ contextually appropriate answers.

We integrated a custom system message prompt (see Figure 2) corresponding to the ChatSQC mode into the conversation to provide responses in adherence to specific guidelines and avoid relying on ChatGPT’s in-house knowledge. The custom prompt enhances transparency and ensures that users receive answers solely based on the information provided by the user and the reference book.

```
system_message_prompt = SystemMessagePromptTemplate.from_template(
    "You are a Q&A bot, an intelligent system that answers user questions ONLY
    based on the information provided by the user. When you use the
    information provided by the user, please include '\\n (Source:
    NIST/SEMATECH e-Handbook of Statistical Methods)' at the end of your
    response with a line break. If the information cannot be found in the user
    information, please say, 'As a SQC chatbot grounded only in
    NIST/SEMATECH's Engineering Statistics Handbook, I do not know the answer
    to this question as it is not in my referenced/grounding material. I am
    sorry for not being able to help.' No answers should be made based on your
    in-house knowledge. For example, you may know what a large language model
    is, but that information does not come from the knowledge base that we
    provided to you. So defining a large language model based on your
    knowledge is unacceptable. Obviously, other algorithms, descriptions, and
    formulas that are not in the knowledge base we provided are also
    unacceptable. The context is:\\n{context}."
)
```

(a) ChatSQC-Basic’s system prompt.

```
system_message_prompt = SystemMessagePromptTemplate.from_template(
    "You are a Q&A bot, an intelligent system that answers user questions ONLY
    based on the information provided by the user. If the information cannot
    be found in the user information, please say 'As a SQC chatbot grounded
    only in open-access SQC research papers, I do not know the answer to
    this question as it is not in my referenced/grounding material. I am
    sorry for not being able to help.' No answers should be made based on
    your in-house knowledge. For example, you may know what a large language
    model is, but that information does not come from the knowledge base
    that we provided to you. So defining a large language model based on
    your knowledge is unacceptable. Obviously, other algorithms,
    descriptions, and formulas that are not in the knowledge base we
    provided are also unacceptable. The context is:\\n{context}."
)
```

(b) ChatSQC-Research’s system prompt.

Figure 2: Our custom system prompts for the two modes of ChatSQC.

Next, we developed a function, `handle_userinput()`, to process the user’s questions and prompt the appropriate responses. This function receives the user’s input and uses the conversation chain to generate a LLM response. The response is then appended to the chat history stored in the session state. The session state, a feature of the Streamlit framework, allows data to persist for a given user-session. We added three features to this function: (a) a document similarity search, where we leverage our vector retriever to show up to five of the most similar chunks of text in our

preprocessed dataset and present them to the user for reference; (b) the L_2 distance between the user’s prompt and the shown chunks of text; and (c) the incorporation of the webpage title, from which the text chunk originates, hyperlinked to the actual URL for quick access.

To orchestrate the interaction flow of the app, we designed a `main()` function, which prompts the user for a question and forwards it to the `handle_userinput()` function for processing and generating appropriate responses. Figure 3 shows a screenshot of ChatSQC. The user asked the question, “Who is Walter A. Shewhart?” and received an appropriate answer grounded in the NIST/SEMATECH E-handbook. Following ChatSQC’s answer, links to five similar chunks of text in our preprocessed dataset are provided with the L_2 distance between the user’s prompt and a similar chunk. Displaying L_2 distances enhances transparency and user trust by providing a clear, quantifiable measure of relevance. It allows users to quickly assess the similarity of search results or recommendations, offering insights into the model’s perception of similarity and aiding in refining queries for more precise outcomes. Finally, information about the response generation date and estimated query costs are offered. Knowing when the responses are generated and understanding the costs of queries can be crucial in various contexts. Organizations can ensure that data are current and aligned with regulatory standards; they can manage and control budgets, optimize queries to reduce expenses, plan and forecast financial commitments, and avoid overuse of the app, etc.

2.4 The Hosting/Deployment of ChatSQC

The app was containerized and deployed by the Ohio Supercomputer Center (OSC). The OSC is a prominent facility for high-performance computing and an essential resource for academic, industrial, and governmental users in the State of Ohio. The OSC server delivers a stable implementation, accommodating a substantial number of users for ChatSQC. We host the app on <https://chatsqc.osc.edu/>. The project is stored in a GitHub repository, and the OSC administrators automatically update the published app when commits are made.

3 Evaluation of ChatSQC

To evaluate the information generated by our ChatSQC app, we have performed a comparative study with two benchmark methods, GPT-3.5 and GPT-4. GPT-4 was run within ChatGPT plus, a subscription version of ChatGPT. Hereafter, we will refer to these three LLMs as ChatSQC, GPT-3.5, and GPT-4. We compare both ChatSQC-Basic and ChatSQC-Research to the benchmarks. Our goal in evaluating ChatSQC is to illustrate that it provides grounded responses, guardrails against false information and, in some cases, it can do things that the state-of-the-art GPT-4 model does not do well. Our app is currently in its **Alpha stage**, presented as an initial tool to ground generative AI models in high-quality SQC references.⁴

3.1 Study design

Following a similar approach to Megahed et al. (2024), we have used a structured approach that compares responses from each platform using expert raters. As a first step in our evaluation approach, we have designed prompts (shown in Table 1). Prompts 1-8 were used to compare ChatSQC-Basic with the benchmarks and are designed to capture the following subfields of SQC: monitoring, measurement, reliability, and experimentation. Note that (a) the prompts have been labeled by their type (explanation, application, evaluation); (b) the numbering captures the order by which these prompts were entered into the chatbots and not the different types. Prompts 9 and 10 were only evaluated in ChatSQC (and not in the benchmarks) as these prompts have been included to showcase how ChatSQC deals with prompts for which the answers are not included in the reference material. Prompt 11 was designed to compare ChatSQC-Research with the benchmarks. We selected 11 papers from the reference material to insert into prompt 11. In Table A.3, we have indicated these papers with an asterisk.

In the second step, responses from ChatSQC (Basic or Research), GPT-3.5, and GPT-4 were generated independently by inputting each prompt into a fresh session of the app. Once the response was recorded, the session was refreshed by either reloading the web app (ChatSQC, mGPT3.5) or by starting a new chat (ChatGPT-3.5 and GPT-4) before entering the next prompt. While the prompts were entered in the same sequential order in each app, this should not impact the generated responses since each session was refreshed/reloaded before entering the next prompt. One of the paper’s authors, who did not participate in evaluating the responses, prompted the apps and recorded the responses.

⁴For the comparison with ChatSQC-Basic we used a customized GPT-3.5. The customized GPT-3.5 utilizes the API model titled “chatgpt-3.5-turbo-16k”, which OpenAI plans to depreciate on June 13, 2024 (users can opt to use gpt-3.5-turbo which points to the most up to date version of the GPT-3.5 Turbo models). For the comparison with ChatSQC-Research we used the online available web versions of ChatGPT-3.5 and ChatGPT-4 Turbo in February 2024.

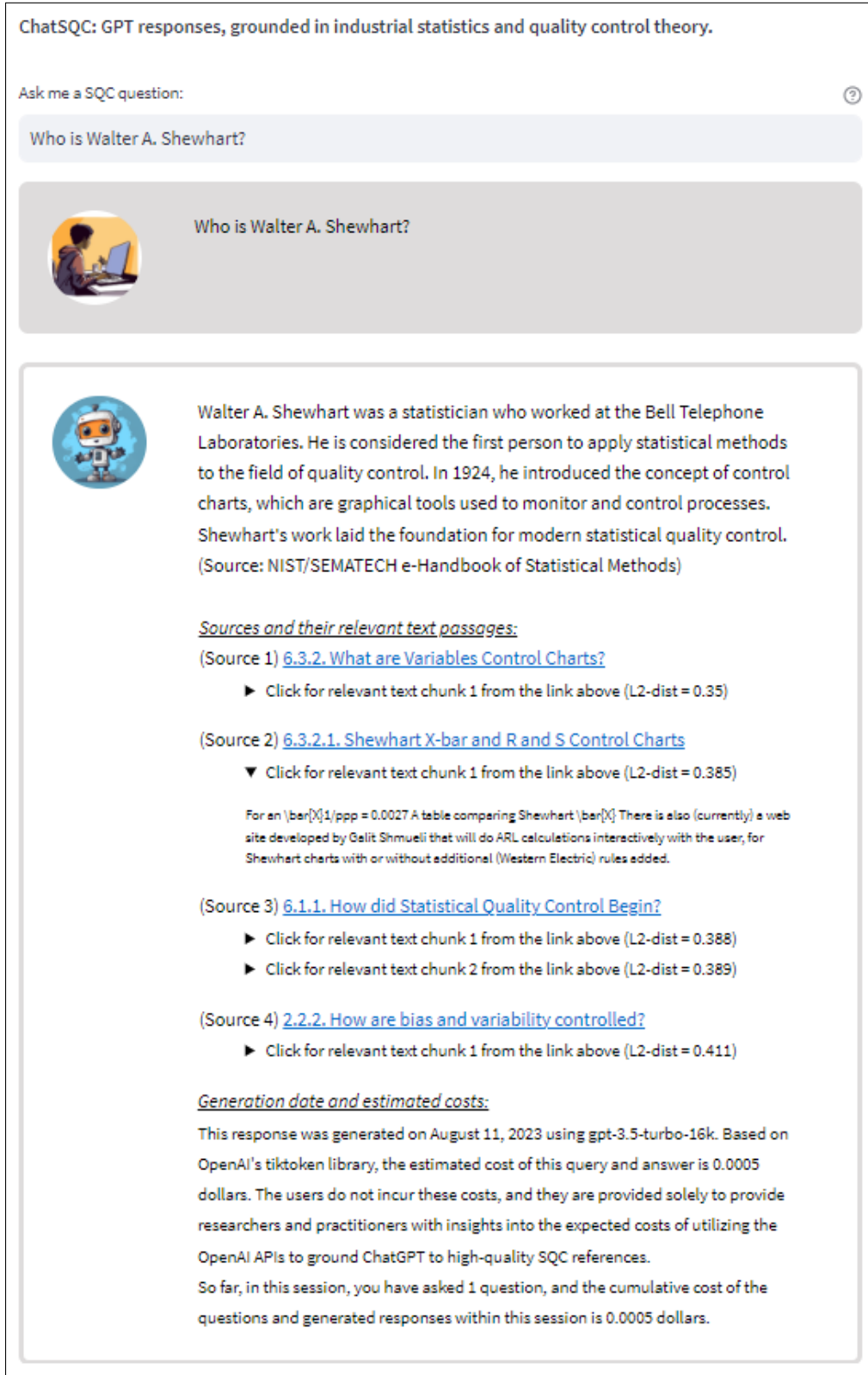


Figure 3: Screenshot of ChatSQC-Basic where the user prompted the question “Who is Walter A. Shewhart?” and its response. This screenshot is only provided to highlight the functionalities of our app and how it provides some features that are not available by default in (most) existing Chat models.

Table 1: Prompts used in the study and their characteristics

	Prompt	ChatSQC mode	Type	Contained in ref. material
Prompt 1	Can you explain the difference between phase 1 and phase 2 control charting applications in statistical process monitoring?	Basic	Explanation	Yes
Prompt 2	When should I use a univariate and a multivariate monitoring approach?	Basic	Application	Yes
Prompt 3	How do I differentiate between fixed and random factors for measurement uncertainty quantification?	Basic	Evaluation	Partially
Prompt 4	Explain the difference between repeatability and reproducibility in a Gage R&R study?	Basic	Explanation	Yes
Prompt 5	What steps should I take when performing a reliability assessment?	Basic	Evaluation	Partially
Prompt 6	How can you estimate distributional parameters from censored data?	Basic	Application	Yes
Prompt 7	Is it a problem that my factor is aliased with a 3-way interaction in my design?	Basic	Evaluation	Partially
Prompt 8	What does D-optimal mean in the context of experimental design?	Basic	Explanation	Yes
Prompt 9	What is a synthetic control chart?	Basic and Research	Explanation	No
Prompt 10	Can you define temperature?	Basic and Research	Explanation	No
Prompt 11	Summarize the key findings in [insert ref to paper]	Research	Explanation	Yes

Table 2: The scale used for evaluating the LLM responses. Within [square brackets], the description used from prompts 1-8, and within (round brackets), the description used for prompt 11.

Rating	Short Description	Detailed Description
NA	Not Applicable	The response indicated that it does not have [the information in the source files] (access to the paper/knows the paper).
1	Entirely Inaccurate	The answer is entirely inaccurate, demonstrating a lack of understanding or severe misconceptions about the [concepts/questions] (paper) involved.
2	Partially Accurate	The answer shows some understanding of the [topic] (paper) but contains major inaccuracies or omissions that significantly compromise the correctness and/or completeness of the answer.
3	Generally Accurate	The answer is generally correct but lacks full depth and/or precision. The answer may contain minor inaccuracies that do not significantly detract from the overall answer.
4	Mostly Accurate	The answer is mostly correct, showing a high level of understanding, but may lack the finer details or show tiny inaccuracies.
5	Entirely Accurate	The answer is entirely accurate, displaying a thorough understanding of the [concept] (paper), precision in explanation, and all necessary details are accurate.

In the third step, the responses of the LLMs were rated on accuracy, using a five-point Likert scale with responses ranging from 1=“Entirely Inaccurate” to 5=“Entirely Accurate”, with a possible NA rating if the LLM indicated that the information was not available. The rubric used for the evaluation is depicted in Table 2.

The fourth step is different for the comparison of ChatSQC-Basic with the benchmarks and ChatSQC-Research with the benchmarks. To evaluate ChatSQC-Basic, we used the responses to prompts 1-8. The responses were blinded (by the author who prompted the three chatbots) so that the raters would not know which app generated the responses. The order of presentation of the responses was also randomized to prevent the raters from guessing the source. Four authors, experts in SQC, rated each response on accuracy. To evaluate ChatSQC-Research, we use the responses

to prompt 11, which we repeat for 11 papers. We have asked the corresponding author of each paper to evaluate the responses on accuracy. We received replies from 7 out of 11 of these corresponding authors. We have excluded any papers written by the authors of this manuscript from this comparison.

It is important to realize that there is inherent variability in the responses provided by LLMs. LLMs typically have a tuning parameter called temperature, which can be used to control the amount of randomness in the response. Understanding how this randomness affects the usefulness and correctness of the response is outside the scope of this research and the topic of future study. In both ChatSQC modes, we set the temperature parameter to 0.25 on a 0 (most consistent) to 2 (most creative) scale (OpenAI 2024b). Note we cannot directly control the temperature parameter on the ChatGPT web interface. However, we provide all generated responses in the supplementary online materials (see Section A.2 for CSV files of the expert accuracy ratings and links to screenshots of the responses and output).

3.2 ChatSQC-Basic Responses

In this subsection, we focus on evaluating ChatSQC-Basic by presenting the ratings for the responses to prompts 1-8 generated by the three apps.

Table 3 presents the average accuracy ratings and the standard deviation for each of the three apps, averaged across the first eight prompts and four raters ($n = 32$) as well as the average word count and the standard deviation for each of the three apps averaged across the first eight prompts ($n = 8$). The results suggest that ChatSQC-Basic and GPT-3.5 have very similar accuracy values. As expected, GPT-4’s accuracy is slightly higher, in line with the well-documented belief that GPT-4 provides more accurate responses than GPT-3.5 (OpenAI 2023b). We have also included the average word count and see that our ChatSQC-Basic provides much shorter answers, on average, than GPT-3.5 and GPT-4. We see that GPT-4 provides about twice as long answers as our ChatSQC-Basic.

It should be noted that our app can also provide responses based on the GPT-4 API. We did not include them in the evaluation since this feature was added after the raters were provided with the three apps’ prompt responses. In our hosted version of the ChatSQC app, we allow users to generate responses using either the “chatgpt-3.5-turbo-0125” or “chatgpt-4-turbo” APIs.⁵

Table 3: Descriptive statistics of the ratings for prompts 1-8.

	ChatSQC-Basic	GPT-3.5	GPT-4
Average accuracy (std dev)	4.25 (1.05)	4.28 (0.81)	4.44 (0.98)
Average word count (std dev)	198.1 (61.3)	259.4 (98.9)	405.9 (78.4)
n accuracy ratings	32	32	32
n prompts	8	8	8

In Table 4, we present the average accuracy ratings for each prompt averaged across the four raters. Note that our presentation follows the prompt type and not the order by which the prompts were entered into the system. In the paragraphs below, we discuss the obtained results.

Table 4: The average accuracy obtained from the four expert raters split by prompt.

Prompt	ChatSQC	GPT-3.5	GPT-4	Prompt type	Contained in handbook
1	5	5	5	Explanation	Yes
4	5	5	5		
8	5	4.25	4.5		
2	5	4	3.75	Application	Yes
6	3.25	4.25	5		
3	3.5	3.5	3.75	Evaluation	Partially
5	4.25	4.5	4.25		
7	3	3.75	4.25		

First, let us consider the results for the explanation-type prompts (prompts 1, 4, and 8) for which the handbook includes the answer. Here, we see that our ChatSQC-Basic provided perfect responses and outperforms the benchmark methods slightly for prompt 8 (“What does D-optimal mean in the context of experimental design?”). This is unsurprising as prompt 8 is a specialized topic for which general LLMs like GPT are more likely to have generic answers. In

⁵At the time of our first submission, we used the “chatgpt-3.5-turbo-16k” and “chatgpt-4” models, then-state-of-the-art models.

contrast, our app, grounded in SQC references, will respond more precisely (as long as the topic is covered sufficiently in our referenced book).

Second, let us consider the two application-type prompts (2 and 6) for which the handbook also contains the answer. In prompt 2, we asked “When should I use a univariate and a multivariate monitoring approach?” This question relates to the choice of control charting approaches in statistical process monitoring, and receives higher scores from the raters for the ChatSQC-Basic response than the responses generated by GPT-3.5 and GPT-4. On the other hand, prompt 6 relates to a broader knowledge of reliability, asking, “How can you estimate distributional parameters from censored data?”. The handbook provides two methods to do this, and ChatSQC-Basic accurately and clearly states these two in its response; however, this response receives a low accuracy score by the raters as more methods exist. The benchmark methods mention a total of 4 (GPT-3.5) and 6 (GPT-4) estimation methods. In the case of prompt 6, the accuracy reflects the limitation of the handbook’s content since ChatSQC synthesized the information based on the handbook’s description. Adding more detailed sources to our ChatSQC could improve its performance for such a question.

Third, let us examine ChatSQC-Basic’s answer to prompts 3, 5, and 7, which are partially contained in the handbook. As expected, ChatSQC-Basic’s response accuracy to these prompts is lower than that of GPT-3.5 and GPT-4, which were fully described in our reference material. If we examine all three apps, we note that: (a) none of the apps received an average score of 5 (entirely accurate) for these three prompts, and (b) the average scores varied between 3 (generally accurate) to 4.5 (mostly accurate) for the three apps. We expect that our ChatSQC-Basic would improve the accuracy of its responses if more SQC sources would be included in the knowledge base. Of course, this improvement may not be possible for the benchmark methods since their training has been completed, and OpenAI controls the training of future versions of GPT.

3.3 Responses to Ungrounded Prompts

Here we examine how ChatSQC-Basic and ChatSQC-Research responded to prompts 9 and 10 (see Figures 4 and 5). Prompt 9 asks the chatbots “What is a synthetic control chart?” As instructed when the topic of the question is not within its grounding material, ChatSQC-Basic correctly responds that this material is not within its grounding material (see Figure 4a). ChatSQC-Research, on the other hand, provides a brief summary of the synthetic control chart. Synthetic control charts are discussed in [Knoth \(2022\)](#) which is included in the grounding material for ChatSQC-Research.

Prompt 10 asks the chatbots “Can you define temperature?” This is a purposefully misleading question since “temperature” is a measure of kinetic energy, but also a parameter of LLMs that controls the variability in the responses. Strictly speaking, the answer to this prompt is not in the NIST handbook upon which ChatSQC-Basic is grounded since there is no definition of temperature in the handbook. However, temperature is often used in the handbook as a factor in an experimental design. An early (August 2023) version of ChatSQC-Basic responded with a definition of temperature as a “measure of kinetic energy of the particles in a substance or system.” This answer, while correct, is outside of the grounding materials for ChatSQC-Basic. However, after updates to the LLM and our app, when entered now, the response from ChatSQC-Basic is that it does not know the answer because it is not in the reference material. ChatSQC-Research, which was developed later (January 2024), correctly responded that “temperature” is not within its grounding materials. These results illustrate how the app safeguards against hallucinations when prompted outside of the scope of its grounding.

3.4 ChatSQC-Research Responses

In this subsection, we discuss the ratings of the responses to prompt 11 generated by ChatSQC-Research and the benchmark apps. We also include a twelfth “paper” in this discussion; this paper is a fictitious paper to study hallucinations.

Table 5 presents the accuracy ratings and word counts for each of the three apps, averaged across the seven received ratings ($n = 7$). The table shows that the responses are similarly accurate, on average: ChatSQC-Research and GPT-3.5 have very similar average accuracy values: 3.43 and 3.29, respectively. As expected, GPT-4’s accuracy is slightly higher: 3.75. It should be noted that GPT-4’s average accuracy is based on 4 out of the 7 responses.

For three of the papers, GPT-4 answered that it was unable to find the paper online and did not know what it was about. Interestingly, GPT-3.5 did have an answer for those three papers. We have also included the average word count and see that our ChatSQC-Research provides shorter answers, on average, than GPT-3.5 and GPT-4.

The corresponding authors have also provided some comments giving insight into the responses provided by the apps. For our ChatSQC-Research some comments read:

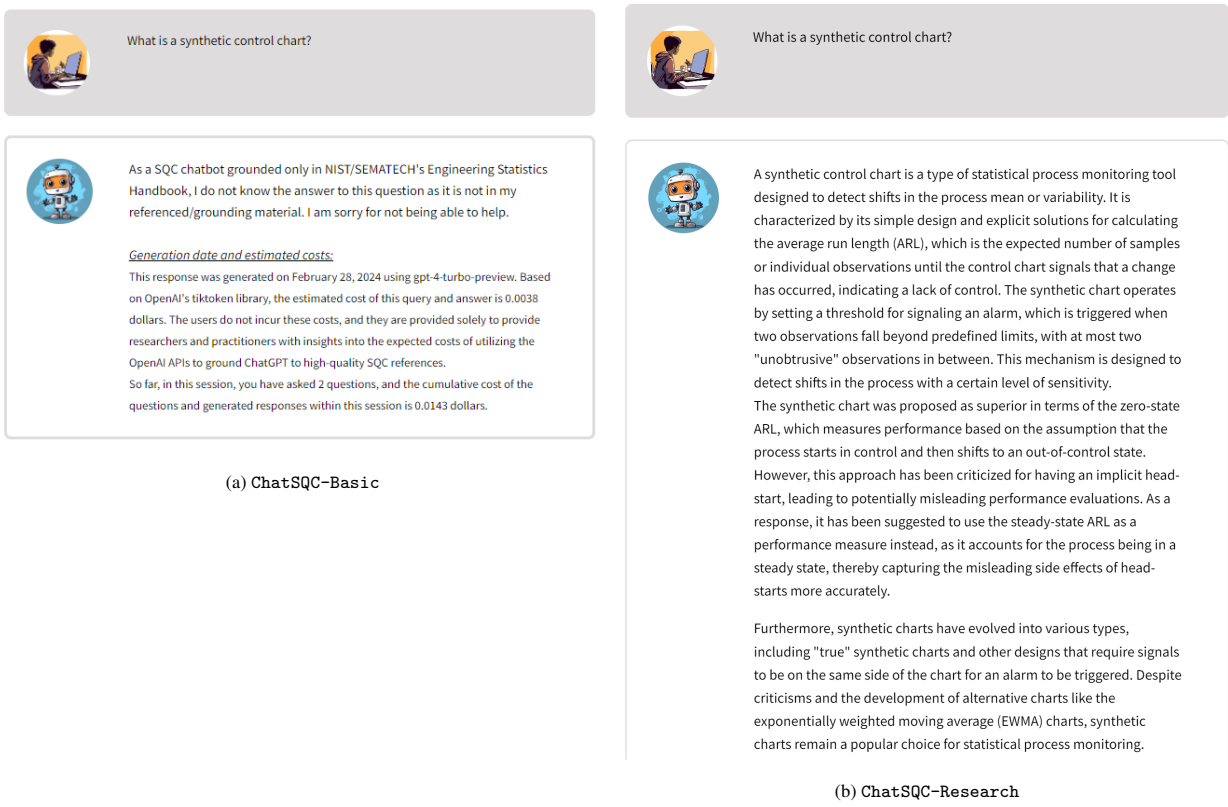


Figure 4: Response of ChatSQC to Prompt 9.

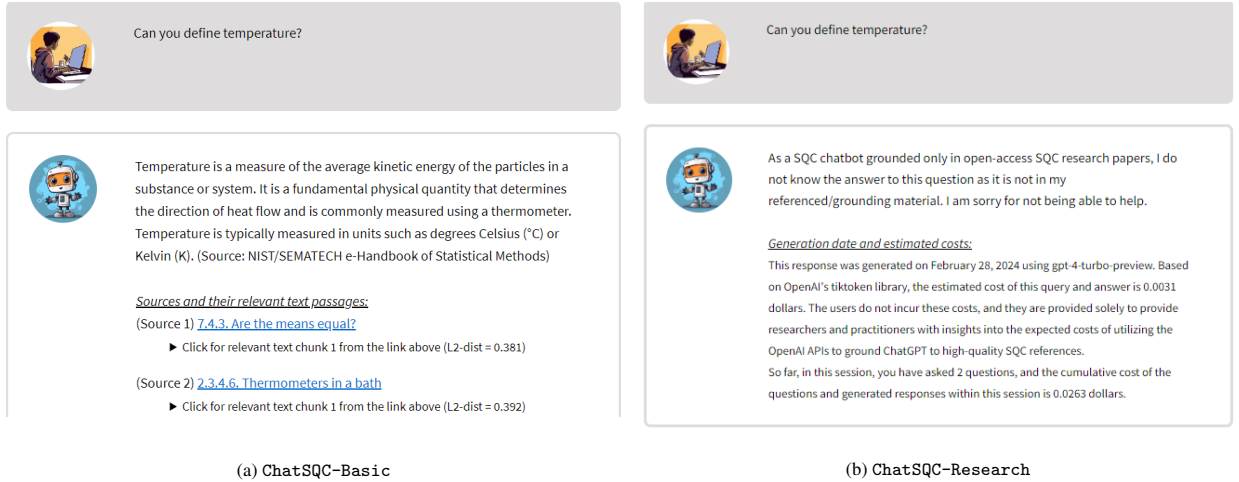


Figure 5: Response of ChatSQC to Prompt 10.

- “the text is very strongly linked to our abstract and keywords. Of course, in general the abstract is also short summary according to us (the authors), so it makes sense that the algorithm picks up on that.”
- “it is accurate in the summary but very vague.”
- “It lacks details about the methodology. The statement is too general. However, the description is not wrong.”

We see that in general ChatSQC-Research provides good, though slightly short, summaries.

For GPT-3.5 some of the comments read:

- “entirely accurate, a lot of details and all correct”

- *“More details are included. However, it is too verbose.”*

We see that a general sentiment is that GPT-3.5 provides good, however slightly verbose summaries. Which is inline with the average word count which is highest for GPT-3.5 (see Table 5.)

For GPT-4 some of the comments read

- *“short but accurate in the description”*
- *“ It is able to capture in few words the main intuition of the method.”*

These are related to 4 out of the 7 papers for which GPT-4 could find the paper online. However, for the papers that it could not find (3 out of 7) some comments read:

- *“It provides a general reference to the bootstrap method out of the scope of the paper.”*
- *“ Initially, it states that it cannot access/read the paper... but it does provide an educated guess of the contents based on the title. ”*

This indicates that GPT-4 “guess” at the content of the paper based on the reference provided, as it is giving us an answer while explicitly stating that it does not have access to the paper it is answering about.

Table 5: Descriptive statistics of the ratings for prompt 11.

	ChatSQC-Research	GPT-3.5	GPT-4
Average accuracy (std dev)	3.43 (0.79)	3.29 (1.11)	3.75 (0.96)
Average word count (std dev)	119.9 (60.1)	192.0 (55.6)	138.8 (48.6)
n	7	7	4
number of NAs	0	0	3

We have also asked each chatbot to summarize key findings of the fictitious paper “Zwetsloot, IM (2023) Novel Methodologies in Phase II Control Charting: From Adaptive Schemes to Machine Learning Enhancements, Journal of Quality Technology.” This paper does not exist, and the question was asked to test for hallucinations. A hallucination in LLMs occurs when an LLM generates false or partially true information based on extrapolations from its training material, logical errors, or both. Responses, shown in Figure 6, correctly noted that this paper is not part of the grounding material of ChatSQC-Research. Similarly, GPT-4 states that it cannot find the paper. However, GPT-3.5 summarizes this non-existent paper. This intentionally misleading question can be described as an adversarial attack on the model and gives insight into the limitations of the current GPT-3.5 model.

Overall, we see that ChatSQC-Research provides the most concise answers to prompts about research papers upon which it is grounded. The answers are generally shorter than the ungrounded ChatGPTs, and the accuracy varies for all apps. We also note that the accuracy of GPT-4 is the highest *if it can find the paper (4 out of 7 in our experiment)*. We note that the quality of the LLMs response is multi-dimensional and difficult to measure. We are currently assessing this with expert accuracy ratings, note that developing comprehensive measures to evaluate the quality of LLM responses is an important topic for future research.

3.5 Overall Evaluation

Overall, the accuracy of our ChatSQC (Basic and Research) is comparable to the benchmark methods, though the restricted content of the included referenced sources sometimes limits the accuracy. A large benefit of our app is that it can respond that it does not know the answer to a prompt when there is no context for it in the training material. This was not the case with the ungrounded ChatGPT-3.5. Furthermore, our ChatSQC app provides the relevant references used in its retrieval augmented generation, along with their most pertinent text chunks, providing users with the ability to assess whether the answer is truly from its knowledge base or that it may be the result of hallucinations or unverified external information that is available to the LLM. Note that we have only studied accuracy; in the future, it would be interesting to look at other aspects of the responses, such as conciseness, depth, and usefulness.

4 Discussion

4.1 The Use of APIs and Grounding to Augment Existing LLMs

This paper provides a template for how specific SQC references can ground existing LLMs. We note that AI-based generative chatbots, for example, ChatGPT (GPT-4 with code interpreter that is currently available to ChatGPT Plus subscribers) and claude.ai (by Anthropic), can be used to analyze documents such as PDF, HTML, and CSV files.

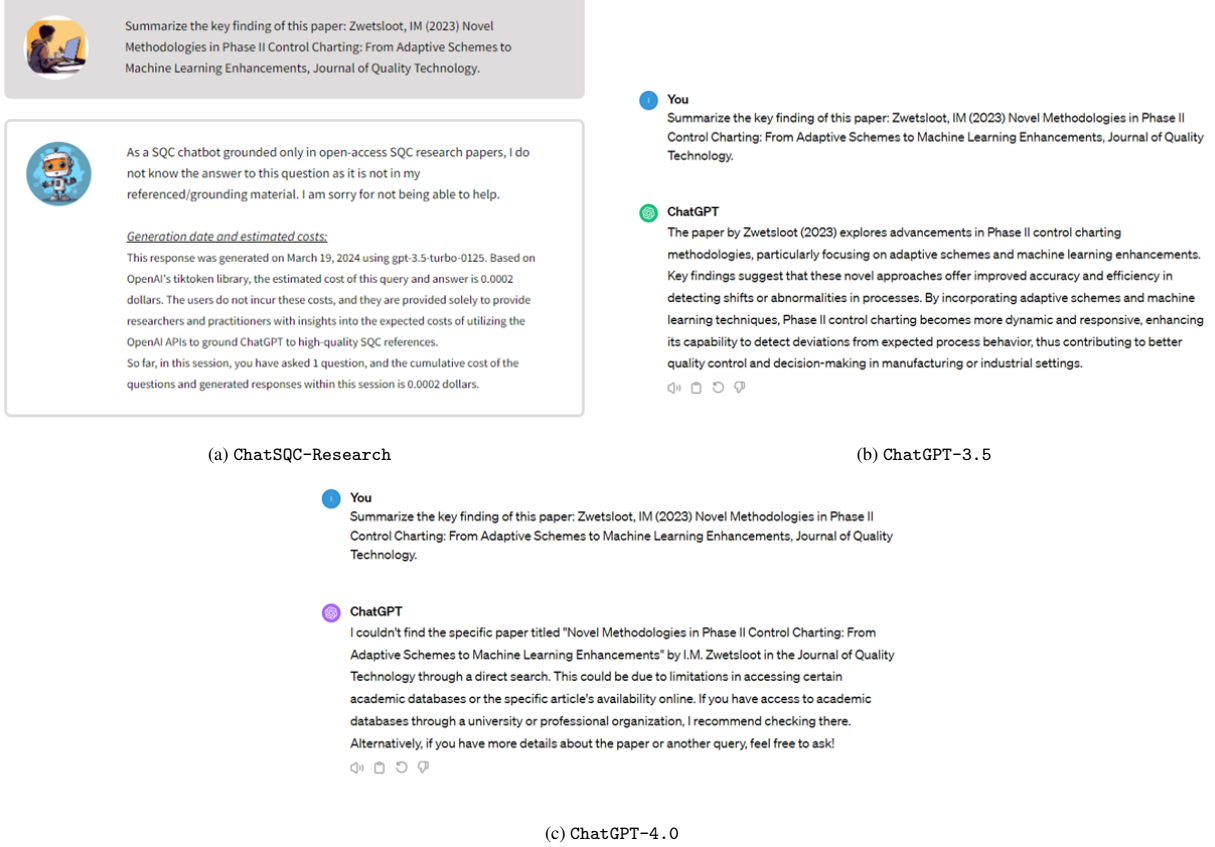


Figure 6: Response of apps to prompt 11 for a phantom paper

However, our approach is different. We limit the chatbot’s answers to only information in our referenced material; thus, we obtained more precise responses for SQC-explanatory prompts than Megahed et al. (2024). In addition, we reduce the risk of hallucinations and provide explicit source references. The use of APIs through the langchain Python library presents the following advantages over the ChatGPT app/web interface:

- (1) **Enhanced Data Privacy and Performance:** Focusing on the current alpha version using Open AI’s APIs, our app provides better (defaults) for data privacy when compared to the web interface for ChatGPT since “OpenAI will not use data submitted by customers via our API to train or improve our models unless you explicitly decide to share your data with us for this purpose.” (OpenAI 2023a) Furthermore, the rate limits are much higher for the API than for the web interface, so SQC users are less likely to be throttled / rate limited.
- (2) **Flexibility and Cost Efficiency:** Minimal changes are needed to use a different LLM in the code base. In our alpha version, we have used the GPT-3.5 Turbo and GPT-4 Turbo models. However, in future versions, we may use (a) a locally-hosted and free open-source model such as Llama-2-7B-chat (Touvron et al. 2023), or (b) a model with a much larger context window, e.g., Gemini Pro 1.5 (Pichai and Hassabis 2024), where we will explore the utility of putting the entire referenced materials in the context window.
- (3) **Understanding the Intricacies of LLMs:** By grounding ChatGPT with SQC knowledge, we gained a much better understanding of the workings of LLMs. Sharing our experience/knowledge is valuable to both researchers and practitioners as they embark on their own journey to use LLM as virtual assistants.

4.2 ChatSQC’s Implications to SQC Researchers

With our provided source code, SQC researchers can implement their own playground/test-bed to further advance the use of generative AI in SQC research. In the following paragraphs, we highlight five potential SQC-related research opportunities.

Firstly, creating ChatSQC offers a robust testing ground for SQC researchers. With our provided source code, SQC researchers can perform numerical experiments to test the impact of input parameter choice on the generated output

quality. The input parameters include but are not limited to, the following: (a) the choice of document readers can differ based on the journal’s formatting and manuscript contents (e.g., we used the ‘PyMuPDFLoader()’ method from the langchain library to read the 52 research papers as it presented the best results in our initial experiments; however, quantifying whether our initial observations are correct and whether it holds for a larger pool of journals remain open questions); (b) how the text is chunked (i.e., text chunk size and the amount of overlap between successive text chunks) since this affects the app’s ability to understand and process information; (c) the choice of embedding models, places semantically similar words/tokens close together in the embedding space, enhancing the relevance of search and retrieval operations; (d) vector stores, where the embedding vectors are stored (functionalities and how text similarities are captured can be different across the different vector store databases, which can impact the efficiency and accuracy of retrieving similar texts); and (e) the choice of the LLM model, determines the overall capability of the app to generate high-quality, contextually relevant responses. A structured experimental design can be used to examine how these choices contribute to the quality of the generated text and whether the contribution is consistent for different LLM tasks (e.g., information retrieval, coding [i.e., translation from natural language to machine code], and summarization). In the context of machine learning, the work of [Ahady Dolatsara et al. \(2023\)](#) can serve as a starting point for this stream of research. In addition, from a measurement theory viewpoint, researchers can delve into various methods to define and measure the quality and variability of the generated outputs. This dual exploration of experimental design and measurement theory can enrich the generative AI and SQC/quality control literature.

Secondly, there are promising implications if our approach to grounding LLMs is extended to a larger collection of SQC research. For example, consider the scenario where copyright permissions are obtained for all articles in ASQ research journals. If this is possible, a more advanced version of ChatSQC-Research can be developed. It would be interesting to examine whether a better-grounded version of ChatSQC-Research can revolutionize the way we conduct literature reviews, identify gaps in existing research, and facilitate replication of simulation and numeric methods, even when published without the original code. The current version of the ChatSQC-Research seems to be promising in performing Q&A on the referenced papers. However, RAG-based approaches may not be needed in the future if existing/future LLMs continue with the trends of more oversized context windows and complementary inexpensive API usage costs. For example, the Gemini 1.5 Pro (via AI Studio) can accept up to 1,000,000 tokens ([Pichai and Hassabis 2024](#)), i.e., approximately 1,000–1,250 pages of text. This means that we can conceivably put the entire collection of our reference materials as part of the prompt for a future iteration of ChatSQC-Research and directly ask questions about these materials. This will likely improve the LLM’s ability to synthesize the material and potentially identify gaps/opportunities in the literature.

A third avenue of research involves the examination of the impact of a mix of high-quality and lower-quality references on the performance of a tool such as in our proposed ChatSQC-Research bot. In the context of general LLMs, they are trained to predict the next word, and then they are typically fine-tuned using methods such as Reinforcement Learning from Human Feedback (RLHF). In the context of grounding LLMs with additional materials/references, we can examine the impact of reference quality on the performance of the LLM. For instance, what happens when substandard methodologies, such as the refuted triple exponential smoothing charts ([Knoth et al. 2023](#)), are incorporated into the training material? Do these lower-quality methodologies influence the bot’s performance, and if so, to what extent? Determining the threshold for such influences is an intriguing research question, which can provide information on how LLMs “behave” and potentially be useful when developing other domain-specific bots.

Fourthly, there is a need to continually monitor LLM quality over time. Black-box models, e.g., GPT 3.5 and GPT 4.0, require attention to how companies’ (such as OpenAI) tweaks to a given base model can impact its performance over time. For example, in a preprint, [Chen et al. \(2023, p. 1\)](#) noted that “GPT-4 (March 2023) was very good at identifying prime numbers (accuracy 97.6%) but GPT-4 (June 2023) was very poor on these same questions (accuracy 2.4%). Interestingly GPT-3.5 (June 2023) was much better than GPT-3.5 (March 2023) in this task. GPT-4 was less willing to answer sensitive questions in June than in March, and both GPT-4 and GPT-3.5 had more formatting mistakes in code generation in June than in March. Overall, our findings show that the behavior of the same LLM service can change substantially in a relatively short amount of time, highlighting the need for continuous monitoring of LLM quality.” Developing methods to monitor LLMs is a research opportunity that seems natural to our SQC community.

Finally, studying how to measure LLM output quality seems a natural fit for our community. [Bowman \(2023, p.7\)](#) noted that “brief interactions with LLMs are often misleading... This instruction-following behavior is not inherent to the model but rather is grafted onto it using highly imperfect tools... In part because of this, models can be sensitive to the contents of their instructions in idiosyncratic ways. Often, a model will fail to complete a task when asked, but will then perform the task correctly once the request is reworded or reframed slightly, leading to the emerging craft of *prompt engineering*.” We hope that the SQC and experimental design community can collaborate with measurement theory experts to incorporate output metrics that are more informative than the existing pass@k metric ([Chen et al. 2021, Kulal et al. 2019](#)), where k samples are generated for a given prompt/problem and the solution is considered correct if any sample passes the unit tests.

4.3 ChatSQC’s Potential Impact on Teaching and Learning

In general, LLMs (with plugins such as Code Interpreter) will contribute to a new paradigm of teaching and learning. Students can now use LLMs to quickly generate/explain code and analyze datasets. In our opinion, these LLM abilities should transform the educational landscape, where universities and employers need to forecast the skills needed for future knowledge workers. For example, many statistics and data science courses emphasized how to code/implement taught methods as part of the expected learning outcomes. With the ability to quickly generate (often working) code, it is unclear how existing courses will be transformed. Coding logic will likely remain an important consideration, at least for the near future, so that generated code can be evaluated, debugged, and optimized. However, we estimate that students will have to now learn about simulating datasets and writing minimal, privacy-preserved, examples to protect their future employers’ intellectual property while capitalizing on LLMs to boost their productivity/ performance.

With ChatSQC (and similar grounded/augmented LLMs), teachers can provide student learners with a dedicated virtual assistant whose answers can be solely based on selected textbooks and reference materials. The ChatSQC app can be grounded with additional material by teachers. This can include other textbooks, or select reading materials. The ethical use of potentially copyrighted materials must be considered in such a case. We used a government-backed, public-domain textbook in our current version of ChatSQC. However, in the case of the adaption of ChatSQC to include copyrighted materials, we envision two possible scenarios for a tailored/customized implementation of our ChatSQC-like tool. First, we suspect that students will have ChatSQC-like chatbots running locally on their machines. This is possible with lightweight and free embeddings and LLMs such as GPT4A11 (Anand et al. 2023), which do not require an Internet connection or graphical processing units (GPU). Second, publishers may provide ChatSQC-like chatbots as complementary materials to their copyright-protected textbooks. In either case, the students will have access to a chatbot that can quickly answer (some of) their questions, and they will have to learn to verify these answers. Furthermore, these bots can provide students with machine translations of their reference text to their native language (e.g., we have tested ChatSQC’s ability to produce responses in Arabic, Chinese, Dutch, French, German, and Spanish).

4.4 A Guide to Practitioners

ChatSQC, in its current form, provides practitioners with a versatile tool that can be leveraged in three ways, catering to diverse needs and use cases within industrial statistics, quality control, reliability, and experimental design. Firstly, practitioners can directly interact with our hosted ChatSQC bot. This mode of use provides quick access to definitions and explanations of concepts, helping practitioners navigate complex terminologies and understand key ideas. Secondly, for organizations desiring more control over the reference material used, the option to host their version of ChatSQC exists. Our source code allows for including PDF or HTML documents as references, offering flexibility in the choice of augmenting material. Companies can use PDFs of different books and research papers internally, provided they have purchased the materials (and possibly their copyrights), tailoring the tool to their unique requirements and preferences. Lastly, practitioners can use ChatSQC as a foundation for more extensive applications within their organizations. The tool could be adapted to synthesize information from various unstructured text within the organization, such as maintenance manuals, warranty claims, quality, and/or Lean Six Sigma procedures. This advanced use of ChatSQC could provide organizations with a customized tool for internal knowledge management and information retrieval.

Looking forward, chatbots like ChatSQC have the potential to shape the future of work in industrial statistics, quality control, reliability, and experimental design. By automating access to complex terminologies and explanations, ChatSQC could reduce the time spent accessing relevant reference materials and allow practitioners to focus more on strategic decision-making and innovative problem-solving. The ability to customize and expand the tool and integrate it with other data sources within an organization opens up possibilities for developing comprehensive AI-driven solutions. ChatSQC provides an example of how LLMs can manage and retrieve information in our field.

4.5 Limitations

In addition to the specific challenges we have encountered in developing ChatSQC, broader limitations and obstacles should be acknowledged in the study of large language models (LLMs). Much of the research concerning LLMs, including many pioneering studies that introduced novel methods or theories, is not published in peer-reviewed venues (Bowman 2023). Additionally, some LLM providers, such as OpenAI, have treated the details of their LLM design and training as propriety information, which is an obstacle to scientific progress. “This means that surprising novel claims about LLMs are often the product of messy, fallible science that goes beyond established disciplinary practice.” (Bowman 2023, p. 9)

Turning to the specific limitations of our ChatSQC bot, it is essential to note that our current tool is at an alpha stage, serving as a proof-of-concept. As such, several limitations intrinsic to this stage of development must be considered.

- (1) **Resource Dependence:** The performance of our grounded ChatGPT is dependent on external resources, specifically the APIs used in its development and operation. Each interaction with the ChatGPT involves API calls, which incur costs. Consequently, the scale of deployment and usage of our ChatGPT can be constrained by the available financial resources, potentially limiting its accessibility and performance. In Appendix A.4, we have provided a detailed and conservative estimate of the cost of the ChatSQC app.
- (2) **Narrow Focus and Depth Limitations:** The bot operates proficiently within the SQC domain, but its depth of understanding and ability to handle topics beyond this scope is limited. Furthermore, the bot’s understanding and responses are strictly bound by the contents of the referenced material. Suppose certain concepts related to SQC are absent or only briefly introduced in the reference book. In that case, the bot may not fully capture the nuances that require a more thorough examination or understanding (for example, prompt 6, as discussed in Section 3). This limitation could affect the responses’ depth, potentially hindering the bot’s usefulness for tackling complex or nonstandard SQC problems.
- (3) **User Interaction:** The users’ interaction with ChatSQC might not always yield the desired results. The intricacies of *prompt engineering*, the precise wording and framing of queries, significantly influence the effectiveness of user interactions with the bot. This might necessitate users to acquire certain skills in framing their queries.
- (4) **Maintaining Relevance:** Keeping our ChatSQC current in the face of rapid advancements in SQC methodologies can be challenging. Incorporating new methodologies and approaches would require regular updates and retraining, a process that might not always be feasible due to resource constraints.

Despite these limitations, we believe that by releasing this alpha version and encouraging user interactions and feedback through our GitHub repository, we can harness valuable insights to address the ChatSQC-specific issues. The input from users will provide us with a real-world understanding of how the bot is being used, its current limitations, and areas of potential improvement, enabling us to refine and enhance future versions.

5 Concluding Remarks

AI-augmentation will continue to radically transform the nature of education and work. In the context of developing the ChatSQC app, for example, we learned of several rapid AI integrations. Stack Overflow has introduced generative AI into their public platform, Stack OverflowAI (Chandrasekar 2023), which includes enhanced search, and integration with Salesforce’s Slack platform and Microsoft’s Visual Studio Integrated Development Environment (IDE). We used the LangChain framework to develop our ChatSQC app. During the development of the ChatSQC app, the LangChain documentation added enhanced search capability through the commercially available Mendable product (<https://www.mendable.ai/>). Mendable employs LLM search capability specifically trained on websites, customer support documentation, sales information, and many other sources.

These are just a few examples of how generative AI technology is rapidly changing the management and procurement of knowledge. As with any new technology, there are many open challenges, risks, and potentials for exploitation. Currently many are simply exploring the utility and ethical use of such systems. For example, Bender et al. (2021) discussed the benefits, and risks, and questioned the necessity of such models. Mitchell (2023) in their *Science* expert voices article states “The assumptions that we make for humans—that they cannot memorize vast collections of text related to test questions, and when they answer questions correctly, they will be able to generalize that understanding to new situations—are not yet appropriate for AI systems.” Others believe that LLMs have the capability to not only parrot responses but to actually understand the world. For example, with the development of Othello-GPT (Li et al. 2023), the authors showed that LLMs are not just “stochastic parrots” (Bender et al. 2021); instead, LLMs can create a correct model related to the Othello game by being trained on the moves and not the rules of the game. Some experts, including Andrew Ng and Geoff Hinton, agree that LLMs have the capability of some level of understanding (Ng and Hinton 2023).

Our work on this paper and app arose from a conversation among colleagues on the potential power of generative AI in the field of SQC **if the model is grounded in accurate and reliable content**. The Alpha version of ChatSQC is our first attempt at introducing a specifically grounded generative AI chatbot that can broaden the exposure of sound SQC resources to a larger community. By providing a dedicated web platform along with the code used to generate the app, we aim to encourage others in the SQC community to contribute to the training content of ChatSQC. Our ChatSQC app is committed to continuous improvement, ensuring it remains updated with the latest state-of-the-art embedding and GPT models, a strategy that guarantees the app maintains optimal performance. We believe that ChatSQC is a clear

testament to the transformative potential of generative AI in our community, and we hope to spur advancement in the integration of SQC knowledge and AI technology.

References

- Ahady Dolatsara, H., Chen, Y.-J., Leonard, R. D., Megahed, F. M., and Jones-Farmer, L. A. (2023). Explaining predictive model performance: An experimental study of data preparation and model choice. *Big Data*, 11(3):199–214.
- Anand, Y., Nussbaum, Z., Duderstadt, B., Schmidt, B., and Mulyar, A. (2023). GPT4All: Training an assistant-style chatbot with large scale data distillation from GPT-3.5-Turbo. <https://github.com/nomic-ai/gpt4all>.
- Bender, E. M., Gebru, T., McMillan-Major, A., and Shmitchell, S. (2021). On the dangers of stochastic parrots: Can language models be too big? In *Proceedings of the 2021 ACM Conference on Fairness, Accountability, and Transparency*, FAccT ’21, page 610–623, New York, NY, USA. Association for Computing Machinery.
- Bowman, S. R. (2023). Eight things to know about large language models. *arXiv preprint 2304.00612v1*.
- Chandraskar, P. (2023). Announcing OverflowAI - stack overflow. <https://stackoverflow.blog/2023/07/27/announcing-overflowai/>. Last accessed on 2023-07-28.
- Chen, L., Zaharia, M., and Zou, J. (2023). How is ChatGPT’s behavior changing over time? *arXiv preprint arXiv:2307.09009v1*.
- Chen, M., Tworek, J., Jun, H., Yuan, Q., Pinto, H. P. d. O., Kaplan, J., Edwards, H., Burda, Y., Joseph, N., Brockman, G., et al. (2021). Evaluating large language models trained on code. *arXiv preprint arXiv:2107.03374v2*.
- Creative Commons (2023). About cc licenses. <https://creativecommons.org/share-your-work/cclicenses/>. Last access on 2024-02-24.
- Douze, M., Guzhva, A., Deng, C., Johnson, J., Szilvasy, G., Mazaré, P.-E., Lomeli, M., Hosseini, L., and Jégou, H. (2024). The faiss library. *arXiv preprint arXiv:2401.08281*.
- Ellis, A. R. and Slade, E. (2023). A new era of learning: Considerations for ChatGPT as a tool to enhance statistics and data science education. *Journal of Statistics and Data Science Education*, just-accepted:1–10.
- Gao, Y., Xiong, Y., Gao, X., Jia, K., Pan, J., Bi, Y., Dai, Y., Sun, J., and Wang, H. (2024). Retrieval-augmented generation for large language models: A survey. *arXiv preprint arXiv:2312.10997*.
- Goldman Sachs (2023). Generative AI could raise global GDP by 7%. <https://www.goldmansachs.com/intelligence/pages/generative-ai-could-raise-global-gdp-by-7-percent.html>. Last accessed on 2023-07-10.
- Health-Europe, T. L. R. (2023). Embracing generative ai in health care. *The Lancet Regional Health-Europe*, 30.
- Kalliamvakou, E. (2022). Research: quantifying GitHub Copilot’s impact on developer productivity and happiness. <https://github.blog/2022-09-07-research-quantifying-github-copilots-impact-on-developer-productivity-and-happiness/>. Last accessed on 2023-07-10.
- Kamath, O. (2023). The power of gpt-3.5-16k. <https://meetcody.ai/blog/the-power-of-gpt-3-5-16k/>. Last accessed on 2024-02-24.
- Knoth, S. (2022). An expanded case against synthetic-type control charts. *Quality and Reliability Engineering International*, 38(6):3197–3215.
- Knoth, S., Saleh, N. A., Mahmoud, M. A., Woodall, W. H., and Tercero-Gómez, V. G. (2023). A critique of a variety of “memory-based” process monitoring methods. *Journal of Quality Technology*, 55(1):18–42.
- Kulal, S., Pasupat, P., Chandra, K., Lee, M., Padon, O., Aiken, A., and Liang, P. S. (2019). SPoC: Search-based pseudocode to code. In Wallach, H., Larochelle, H., Beygelzimer, A., d’Alché-Buc, F., Fox, E., and Garnett, R., editors, *Advances in Neural Information Processing Systems*, volume 32. Curran Associates, Inc.
- LangChain (2023a). Getting started: Vector stores. https://js.langchain.com/docs/modules/indexes/vector_stores/. Last accessed on 2023-07-15.
- LangChain (2023b). Text embedding models. https://js.langchain.com/docs/modules/data_connection/text_embedding/. Last accessed on 2023-07-15.
- LangChain (2023c). URL — LangChain. https://python.langchain.com/docs/modules/data_connection/document_loaders/integrations/url. Last accessed on 2023-07-15.
- Li, K., Hopkins, A. K., Bau, D., Viégas, F., Pfister, H., and Wattenberg, M. (2023). Emergent world representations: Exploring a sequence model trained on a synthetic task. *arXiv preprint arXiv: 2210.13382v4*.
- Maher, M. L., Ventura, D., and Magerko, B. (2023). The grounding problem: An approach to the integration of cognitive and generative models. In *Proceedings of the AAAI Symposium Series*, volume 2, pages 320–325.
- Megahed, F. M., Chen, Y.-J., Ferris, J. A., Knoth, S., and Jones-Farmer, L. A. (2024). How generative AI models such as ChatGPT can be (mis)used in SPC practice, education, and research? An exploratory study. *Quality Engineering*, 36(2):287–315.
- Mialon, G., Dessì, R., Lomeli, M., Nalmpantis, C., Pasunuru, R., Raileanu, R., Rozière, B., Schick, T., Dwivedi-Yu, J., Celikyilmaz, A., et al. (2023). Augmented language models: a survey. *arXiv preprint arXiv:2302.07842*.
- Minaee, S., Mikolov, T., Nikzad, N., Chenaghlu, M., Socher, R., Amatriain, X., and Gao, J. (2024). Large language models: A survey. *arXiv preprint arXiv:2402.06196*.

- Mitchell, M. (2023). How do we know how smart ai systems are? *Science*, 381(6654):adj5957.
- Ng, A. and Hinton, G. (2023). A conversation about AI and catastrophic risks. LinkedIn Video, available at: https://www.linkedin.com/posts/andrewyng_had-an-insightful-conversation-with-geoff-activity-7073688821803978752-D09h/. Accessed: 2023-8-10.
- NIST (2021). Copyrights — NIST. National Institute of Standards and Technology. U.S. Department of Commerce. <https://www.nist.gov/oism/copyrights>. Last accessed on 2023-07-25.
- NIST/SEMATECH (2022). NIST/SEMATECH e-handbook of statistical methods. National Institute of Standards and Technology. U.S. Department of Commerce. <https://www.itl.nist.gov/div898/handbook/index.htm>. Last accessed on 2023-07-25.
- OpenAI (2023a). API data usage policies. <https://openai.com/policies/api-data-usage-policies>. Last accessed on 2023-07-21.
- OpenAI (2023b). GPT-4 technical report. *arXiv preprint arXiv:2303.08774v3*.
- OpenAI (2024a). Embeddings - OpenAI API platform. <https://platform.openai.com/docs/guides/embeddings/what-are-embeddings>. Last accessed on 2024-03-26.
- OpenAI (2024b). Text generation – OpenAI platform. <https://platform.openai.com/docs/guides/text-generation/how-should-i-set-the-temperature-parameter>. Accessed: 2024-3-26.
- Peng, B., Galley, M., He, P., Cheng, H., Xie, Y., Hu, Y., Huang, Q., Liden, L., Yu, Z., Chen, W., et al. (2023a). Check your facts and try again: Improving large language models with external knowledge and automated feedback. *arXiv preprint arXiv:2302.12813*.
- Peng, S., Kalliamvakou, E., Cihon, P., and Demirel, M. (2023b). The impact of AI on developer productivity: Evidence from GitHub Copilot. *arXiv preprint arXiv:2302.06590v1*.
- Pichai, S. and Hassabis, D. (2024). Our next-generation model: Gemini 1.5. <https://blog.google/technology/ai/google-gemini-next-generation-model-february-2024/>. Accessed: 2024-3-26.
- Richardson, L. (2023). Beautiful soup documentation - beautiful soup 4.12.0 documentation. <https://www.crummy.com/software/BeautifulSoup/bs4/doc/>.
- Shmueli, G., Maria Colosimo, B., Martens, D., Padman, R., Saar-Tsechansky, M., R. Liu Sheng, O., Street, W. N., and Tsui, K.-L. (2023). How can IJDS authors, reviewers, and editors use (and misuse) generative AI? *INFORMS Journal on Data Science*.
- Singhal, K., Azizi, S., Tu, T., Mahdavi, S. S., Wei, J., Chung, H. W., Scales, N., Tanwani, A., Cole-Lewis, H., Pfohl, S., et al. (2023). Large language models encode clinical knowledge. *Nature*, pages 1–9.
- Sosa, B. R., Cung, M., Suhardi, V. J., Morse, K., Thomson, A., Yang, H. S., Iyer, S., and Greenblatt, M. B. (2024). Capacity for large language model chatbots to aid in orthopedic management, research, and patient queries. *Journal of Orthopaedic Research®*.
- Tonmoy, S., Zaman, S., Jain, V., Rani, A., Rawte, V., Chadha, A., and Das, A. (2024). A comprehensive survey of hallucination mitigation techniques in large language models. *arXiv preprint arXiv:2401.01313*.
- Touvron, H., Martin, L., Stone, K., Albert, P., Almahairi, A., Babaei, Y., Bashlykov, N., Batra, S., et al. (2023). Llama 2: Open foundation and fine-tuned chat models. Facebook AI Research. Preprint available at: https://scontent.fosu2-1.fna.fbcdn.net/v/t39.2365-6/10000000.662098952474184_2584067087619170692.n.pdf?_nc_cat=105&ccb=1-7&_nc_sid=3c67a6&_nc_ohc=RYfzDCymkuYAX84NkMI&_nc_ht=scontent.fosu2-1.fna&oh=00_AfCUMCHqcqUPVZD2w8TX8zdEtMj7Zy3M7n5Z.pwUZGfgBA&oe=64C0613F. Available on July 18, 2023 and accessed on July 20, 2023.
- Vaghefi, S. A., Wang, Q., Muccione, V., Ni, J., Kraus, M., Bingler, J., Schimanski, T., Colesanti-Senni, C., Webersinke, N., Huggel, C., et al. (2023). chatClimate: Grounding conversational AI in climate science. *arXiv preprint arXiv:2304.05510v2*.
- Wang, H., Fu, T., Du, Y., Gao, W., Huang, K., Liu, Z., Chandak, P., Liu, S., Van Katwyk, P., Deac, A., et al. (2023). Scientific discovery in the age of artificial intelligence. *Nature*, 620(7972):47–60.
- Wu, S., Irsoy, O., Lu, S., Dabrowski, V., Dredze, M., Gehrmann, S., Kambadur, P., Rosenberg, D., and Mann, G. (2023). BloombergGPT: A large language model for finance. *arXiv preprint arXiv:2303.17564v2*.

A Appendices

A.1 Code and GitHub Repository

To encourage extensions to our app, we made the code used for the app publicly available on GitHub with an MIT license. Our GitHub repository can be accessed at <https://github.com/fmegahed/chatsqc>; it contains the code used to scrape and preprocess our reference material and the Python code for the chatbot’s graphical user interface along with the CSS styling files. It is important to note that we do not provide our OpenAI API key on the GitHub repo and that people interested in running our app (locally) or extending it should obtain an API key from <https://platform.openai.com/account/api-keys>. Our ChatSQC.py file assumes that there is

an “.env” file, which contains a variable called OPENAI_API_KEY, where you can assign your actual API Key as: OPENAI_API_KEY=sk-mo9KXYZfk7pvRnIcdZzPFU8WlzuJB1EFLmihGYop4YZnTjk. Note that this is a dummy API key, where we have maintained the format of the real key, but it should not have any real functionality or access permissions. Please refer to our Repo’s <https://github.com/fmegahed/chatsqc/#readme> for more details.

A.2 Materials for Interactive Verification

In the spirit of scientific rigor and transparency, we present in this section an approach tailored to bridge the inherent limitations of repeatability associated with Large Language Model (LLM) experimentation. In an effort to navigate the unique challenges posed by these models, we have compiled a suite of comprehensive visual materials that serve to validate our research findings and provide a tangible record of our methodology. We have designated this subsection as “Interactive Verification”, which we encourage other researchers to use as a guide for their future submissions of LLM-related research papers. It contains videos and images documenting every interaction we have conducted with the LLM. In doing so, our objective is to provide a visually verifiable trail, to encourage scrutiny, promote transparency, and stimulate further discourse in this dynamic field of research. In this light, we invite our peers to review this evidence, observe the LLM in operation, and draw their own conclusions based on the empirical data presented below.

- **CSV file of accuracy ratings for prompts 1-8:** https://github.com/fmegahed/chatsqc/blob/main/accuracy%20experiments/rating_accuracy.csv
- **CSV file of accuracy ratings for prompt 11:** https://github.com/fmegahed/chatsqc/blob/main/accuracy%20experiments/ratings_experiment2_blinded.csv
- **ChatSQC-Basic screenshots for prompts 1-10:** We provide screenshots of the prompts and their responses at: https://github.com/fmegahed/chatsqc/tree/main/accuracy%20experiments/ChatSQC_screenshot
- **GPT-3.5 screenshots:** We provide screenshots of prompts 1-8 and their responses at: <https://github.com/fmegahed/chatsqc/tree/main/accuracy%20experiments/GPT-3.5%20screenshots>
- **GPT-4 screenshots:** We provide screenshots of prompts 1-8 and their responses at: <https://github.com/fmegahed/chatsqc/tree/main/accuracy%20experiments/GPT-4%20screenshots>
- **Prompt 11:** We provide screenshots of prompt 11 for 11 articles and the responses at: https://github.com/fmegahed/chatsqc/tree/main/accuracy%20experiments/prompt11_LLMresponses

A.3 Articles Used in the App

Open-Source Articles used to Augment ChatSQC-Research as of Version 1.3.0

- Abbasi, S. A., Nassar, S. H., Aldosari, M. M., and Adeoti, O. A. (2021). Efficient homogeneously weighted dispersion control charts with an application to distillation process. *Quality and Reliability Engineering International*, 37(8):3221–3241.
- Alomair, M., Georgiou, S., and Stylianou, S. (2021). Three-level designs: Evaluation and comparison for screening purposes. *Quality and Reliability Engineering International*, 37(1):90–107.
- Amran, M. E., Aziz, S. A., Muhtazaruddin, M. N., Masrom, M., Haron, H. N., Bani, N. A., Mohd Izhar, M. A., Usman, S., Sarip, S., Najamudin, S. S., et al. (2023). Critical assessment of medical devices on reliability, replacement prioritization and maintenance strategy criterion: Case study of Malaysian hospitals. *Quality and Reliability Engineering International*.
- Balakrishnan, N., Castilla, E., Jaenada, M., and Pardo, L. (2023). Robust inference for nondestructive one-shot device testing under step-stress model with exponential lifetimes. *Quality and Reliability Engineering International*, 39(4):1192–1222.
- Bardwell, L., Fearnhead, P., Eckley, I. A., Smith, S., and Spott, M. (2019). Most recent changepoint detection in panel data. *Technometrics*, 61(1):88–98.
- Bibartiu, O., Dürr, F., Rothermel, K., Ottenwälder, B., and Grau, A. (2024). Availability analysis of redundant and replicated cloud services with bayesian networks. *Quality and Reliability Engineering International*, 40(1):561–584.
- Cacciarelli, D., Kulahci, M., and Tyssedal, J. S. (2023). Robust online active learning. *Quality and Reliability Engineering International*.
- Capaci, F., Vanhatalo, E., Kulahci, M., and Bergquist, B. (2019). The revised tennessee eastman process simulator as testbed for SPC and DoE methods. *Quality Engineering*, 31(2):212–229.
- Capaci, F., Vanhatalo, E., Palazoglu, A., Bergquist, B., and Kulahci, M. (2020). On monitoring industrial processes under feedback control. *Quality and Reliability Engineering International*, 36(8):2720–2737.
- Capezza, C., Centofanti, F., Lepore, A., Menafoglio, A., Palumbo, B., and Vantini, S. (2022). Functional regression control chart for monitoring ship CO₂ emissions. *Quality and Reliability Engineering International*, 38(3):1519–1537.
- Celano, G. (2022). A bootstrap method for the measurement error estimation in Gauge R & R studies. *Quality and Reliability Engineering International*, 38(7):3404–3421.

Table A1: Journal Articles used to Ground ChatSQC-Research.

Journal	License	Field	Papers
Technometrics	BY	Bayes	Rougier and Duncan (2023) , Yang (2023) , Yannotty et al. (2023)
		change point	Bardwell et al. (2019)
		classification	Raymaekers et al. (2022)
		computer experiments	Oakley and Youngman (2017)
		exp design	Overstall and Woods (2017)
		fda	Hullait et al. (2021)*
		spc	Ryan and Killick (2023)*
Quality Engineering	BY	reliability	Zhou et al. (2023)*
		several	Capaci et al. (2019)*
		spc	Diko et al. (2017) , Kuiper and Goedhart (2023)* , Zwetsloot and Woodall (2017)
	BY-NC	sampling	Luca et al. (2020)
Quality and Reliability Engineering International	BY	AI	Giudici and Raffinetti (2022)
		ML	Cacciarelli et al. (2023) , Maculotti et al. (2024) , Wang and Zhao (2023)
		change point	Chapman and Killick (2020)
		exp design	Alomair et al. (2021) , Otava and Mylona (2020)
		image processing	Maculotti et al. (2022)
		msa	Celano (2022)*
		reliability	Amran et al. (2023) , Balakrishnan et al. (2023) , Bibartiu et al. (2024) , Hijazy and Zempléni (2020) , Leckey et al. (2020) , Rabhi et al. (2023) , Soleimani et al. (2021)
		spc	Abbasi et al. (2021) , Capaci et al. (2020) , Capezza et al. (2022)* , Does et al. (2020)* , Jones et al. (2023) , Knoth (2023) , Kostyszyn et al. (2021) , Mahmood and Abbasi (2021)* , Martinez et al. (2020) , Nassar and Abdel-Salam (2021) , Ottenstreuer et al. (2021)
	BY-NC	ML	Rotari and Kulahci (2023)*
		computer experiments	Meynaoui et al. (2023)
		image processing	Kirchhoff et al. (2020)
		reliability	Li et al. (2021) , Zhao et al. (2023)
		spc	Huberts et al. (2022) , Knoth (2022) , Ottenstreuer (2022)* , von Stackelberg et al. (2024) , Weiß and Testik (2022)

*Paper included in evaluation study of ChatSQC-Research

Chapman, J.-L. and Killick, R. (2020). An assessment of practitioners approaches to forecasting in the presence of changepoints. *Quality and Reliability Engineering International*, 36(8):2676–2687.

- Diko, M., Goedhart, R., Chakraborti, S., Does, R., and Epprecht, E. (2017). Phase II control charts for monitoring dispersion when parameters are estimated. *Quality Engineering*, 29(4):605–622.
- Does, R. J., Goedhart, R., and Woodall, W. H. (2020). On the design of control charts with guaranteed conditional performance under estimated parameters. *Quality and Reliability Engineering International*, 36(8):2610–2620.
- Giudici, P. and Raffinetti, E. (2022). Explainable AI methods in cyber risk management. *Quality and reliability engineering international*, 38(3):1318–1326.
- Hijazy, A. and Zempléni, A. (2020). Optimal inspection for randomly triggered hidden deterioration processes. *Quality and Reliability Engineering International*, 36(8):2660–2675.
- Huberts, L. C., Does, R. J., Ravesteijn, B., and Lokkerbol, J. (2022). Predictive monitoring using machine learning algorithms and a real-life example on schizophrenia. *Quality and Reliability Engineering International*, 38(3):1302–1317.
- Hullait, H., Leslie, D. S., Pavlidis, N. G., and King, S. (2021). Robust function-on-function regression. *Technometrics*, 63(3):396–409.
- Jones, C. L., Abdel-Salam, A.-S. G., and Mays, D. (2023). Novel bayesian CUSUM and EWMA control charts via various loss functions for monitoring processes. *Quality and Reliability Engineering International*, 39(1):164–189.
- Kirchhoff, D., Kuhnt, S., Bloch, L., and Müller, C. H. (2020). Detection of circlelike overlapping objects in thermal spray images. *Quality and Reliability Engineering International*, 36(8):2639–2659.
- Knoth, S. (2022). An expanded case against synthetic-type control charts. *Quality and Reliability Engineering International*, 38(6):3197–3215.
- Knoth, S. (2023). Another objection to the homogeneously weighted moving average control chart. *Quality and Reliability Engineering International*, 39(1):353–362.
- Kostyszyn, K. N., Brandstätter, T. C., Vollmer, T., and Schmitt, R. (2021). Statistical testing for sufficient control chart performances during monitoring of grouped processes. *Quality and Reliability Engineering International*, 37(6):2555–2567.
- Kuiper, A. and Goedhart, R. (2023). Optimized control charts using indifference regions. *Quality Engineering*, pages 1–19.
- Leckey, K., Müller, C. H., Szugat, S., and Maurer, R. (2020). Prediction intervals for load-sharing systems in accelerated life testing. *Quality and Reliability Engineering International*, 36(6):1895–1915.
- Li, X., Mba, D., Okoroigwe, E., and Lin, T. (2021). Remaining service life prediction based on gray model and empirical bayesian with applications to compressors and pumps. *Quality and Reliability Engineering International*, 37(2):681–693.
- Luca, S., Vandercappellen, J., and Claes, J. (2020). A web-based tool to design and analyze single-and double-stage acceptance sampling plans. *Quality Engineering*, 32(1):58–74.
- Maculotti, G., Genta, G., Galetto, M., et al. (2024). Optimisation of laser welding of deep drawing steel for automotive applications by machine learning: A comparison of different techniques. *Quality and Reliability Engineering International*, 40(1):202–219.
- Maculotti, G., Genta, G., Quagliotti, D., Galetto, M., and Hansen, H. N. (2022). Gaussian process regression-based detection and correction of disturbances in surface topography measurements. *Quality and Reliability Engineering International*, 38(3):1501–1518.
- Mahmood, T. and Abbasi, S. A. (2021). Efficient monitoring of coefficient of variation with an application to chemical reactor process. *Quality and Reliability Engineering International*, 37(3):1135–1149.
- Martinez, W. G., Weese, M. L., and Jones-Farmer, L. A. (2020). A one-class peeling method for multivariate outlier detection with applications in phase I SPC. *Quality and Reliability Engineering International*, 36(4):1272–1295.
- Meynaoui, A., Marrel, A., and Laurent, B. (2023). Second-level global sensitivity analysis of numerical simulators with application to an accident scenario in a sodium-cooled fast reactor. *Quality and Reliability Engineering International*, 39(2):500–522.
- Nassar, S. H. and Abdel-Salam, A.-S. G. (2021). Semiparametric MEWMA for Phase II profile monitoring. *Quality and Reliability Engineering International*, 37(5):1832–1846.
- Oakley, J. E. and Youngman, B. D. (2017). Calibration of stochastic computer simulators using likelihood emulation. *Technometrics*, 59(1):80–92.
- Otava, M. and Mylona, K. (2020). Communicating statistical conclusions of experiments to scientists. *Quality and Reliability Engineering International*, 36(8):2688–2698.
- Ottenstreuer, S. (2022). The shiryayev-roberts control chart for Markovian count time series. *Quality and Reliability Engineering International*, 38(3):1207–1225.
- Ottenstreuer, S., Weiß, C. H., and Knoth, S. (2021). Control charts for monitoring a poisson hidden markov process. *Quality and Reliability Engineering International*, 37(2):484–501.
- Overstall, A. M. and Woods, D. C. (2017). Bayesian design of experiments using approximate coordinate exchange. *Technometrics*, 59(4):458–470.
- Rabhi, M., Abdesslem, A. B., Saintis, L., Castanier, B., and Sohoin, R. (2023). Discrimination between accelerated life models via approximate bayesian computation. *Quality and Reliability Engineering International*, 39(3):1058–1082.
- Raymaekers, J., Rousseeuw, P. J., and Hubert, M. (2022). Class maps for visualizing classification results. *Technometrics*, 64(2):151–165.

- Rotari, M. and Kulahci, M. (2023). Variable selection wrapper in presence of correlated input variables for random forest models. *Quality and Reliability Engineering International*.
- Rougier, J. and Duncan, A. (2023). Bayesian modeling and inference for one-shot experiments. *Technometrics*, 0(0):1–10.
- Ryan, S. and Killick, R. (2023). Detecting changes in covariance via random matrix theory. *Technometrics*, pages 1–12.
- Soleimani, M., Campean, F., and Neagu, D. (2021). Diagnostics and prognostics for complex systems: A review of methods and challenges. *Quality and Reliability Engineering International*, 37(8):3746–3778.
- von Stackelberg, P., Goedhart, R., Birbil, Ş. İ., and Does, R. J. (2024). Comparison of threshold tuning methods for predictive monitoring. *Quality and Reliability Engineering International*, 40(1):499–512.
- Wang, Y. and Zhao, Y. (2023). Three-stage feature selection approach for deep learning-based RUL prediction methods. *Quality and Reliability Engineering International*, 39(4):1223–1247.
- Weiß, C. H. and Testik, M. C. (2022). Monitoring count time series: Robustness to nonlinearity when linear models are utilized. *Quality and Reliability Engineering International*, 38(8):4356–4371.
- Yang, J. (2023). Decision-oriented two-parameter fisher information sensitivity using symplectic decomposition. *Technometrics*, pages 1–12.
- Yannotty, J. C., Santner, T. J., Furnstahl, R. J., and Pratola, M. T. (2023). Model mixing using bayesian additive regression trees. *Technometrics*, 0(0):1–12.
- Zhao, Y., Sun, T., and Liu, Y. (2023). Reliability analysis of a loading dependent system with cascading failures considering overloads. *Quality and Reliability Engineering International*.
- Zhou, H., Parlikad, A. K., and Brintrup, A. (2023). Data-driven maintenance priority recommendations for civil aircraft engine fleets using reliability-based bivariate cluster analysis. *Quality Engineering*, 35(4):584–599.
- Zwetsloot, I. M. and Woodall, W. H. (2017). A head-to-head comparative study of the conditional performance of control charts based on estimated parameters. *Quality Engineering*, 29(2):244–253.

A.4 Estimation of the ChatSQC App Usage Cost

We estimate the cost of embeddings and for processing queries individually below.

Assumptions for Computing the Cost of Embeddings:

- OpenAI’s explanation of a token: “You can think of tokens as pieces of words, where 1,000 tokens are about 750 words.”
- Cost per 1,000 tokens = \$0.00010 (**PS:** cost for ADA v2 per the latest OpenAI pricing)
- Average length of a journal paper = 25 pages
- Number of journal papers = 52
- Average tokens per page = 1000 (**PS:** this is a conservative estimate (likely around 700))

The total cost can be calculated as follows:

$$\begin{aligned}
 \text{Total Tokens} &= \text{Avg Length of Paper} \times \# \text{ of Journal Papers} \times \text{Avg Tokens per Page} \\
 &= 25 \times 52 \times 1000 \\
 &= 1,300,000 \text{ tokens}
 \end{aligned}$$

$$\begin{aligned}
 \text{Total Cost} &= \frac{\text{Total Tokens}}{1,000} \times \text{Cost per 1,000 Tokens} \\
 &= \frac{1,300,000}{1,000} \times 0.00010 \\
 &= \$0.13
 \end{aligned}$$

Therefore, the total cost to embed 52 journal papers at an average length of 25 pages using the ADA v2 embedding model is \$0.13. We can easily rerun the embeddings each month (with additional papers) even if the number of open-access papers doubles over the next 3-5 years.

Given the following assumptions for processing queries:

- OpenAI’s explanation of a token: “You can think of tokens as pieces of words, where 1,000 tokens are about 750 words.”
- Average token size for the input query = 250 tokens (**PS:** conservative assumption of an input query of \approx 188 words)

- Average token size for the output = 1,000 tokens (**PS:** conservative avg output query length of ≈ 750 words)
- Number of input queries per month = 2,000
- Number of output queries per month = 2,000
- Input token cost = \$0.01 / 1,000 tokens (**PS:** OpenAI's latest pricing for GPT-4 Turbo)
- Output token cost = \$0.03 / 1,000 tokens (**PS:** OpenAI's latest pricing for GPT-4 Turbo)

The total cost for processing queries can be calculated as follows:

$$\begin{aligned}\text{Total Input Tokens} &= \text{Number of Input Queries} \times \text{Average Input Query Length} \\ &= 2,000 \times 250 \\ &= 500,000 \text{ tokens}\end{aligned}$$

$$\begin{aligned}\text{Total Output Tokens} &= \text{Number of Output Queries} \times \text{Average Output Query Length} \\ &= 2,000 \times 1,000 \\ &= 2,000,000 \text{ tokens}\end{aligned}$$

$$\begin{aligned}\text{Total Input Cost} &= \frac{\text{Total Input Tokens}}{1,000} \times \text{Input Token Cost} \\ &= \frac{500,000}{1,000} \times 0.01 \\ &= \$5.00\end{aligned}$$

$$\begin{aligned}\text{Total Output Cost} &= \frac{\text{Total Output Tokens}}{1,000} \times \text{Output Token Cost} \\ &= \frac{2,000,000}{1,000} \times 0.03 \\ &= \$60.00\end{aligned}$$

Therefore, the total running cost for handling 2,000 input and 2,000 output queries, with the given assumptions, is \$60.00 per month. We can easily utilize our institutional support to pay for these costs.

The issue becomes if our ChatSQC becomes very popular, with 8,000+ input and output queries per month, we will then attempt to democratize access to our app via (a) asking the community to host multiple mirrors or (b) asking each user to provide their OpenAI key. For a proof-of-concept, this would be a good problem to have if we reach this type of usage level.