

ResyDuo: Combining data models and CF-based recommender systems to develop Arduino projects

Juri Di Rocco
University of L'Aquila
L'Aquila, Italy
juri.dirocco@univaq.it

Claudio Di Sipio
University of L'Aquila
L'Aquila, Italy
claudio.disipio@univaq.it

Abstract—While specifying an IoT-based system, software developers have to face a set of challenges, spanning from selecting the hardware components to writing the actual source code. Even though dedicated development environments are in place, a non-expert user might struggle with the over-choice problem in selecting the proper component. By combining MDE and recommender systems, this paper proposes an initial prototype, called ResyDuo, to assist Arduino developers by providing two different artifacts, i.e., hardware components and software libraries. In particular, we make use of a widely adopted collaborative filtering algorithm by collecting relevant information by means of a dedicated data model. ResyDuo can retrieve hardware components by using tags or existing Arduino projects stored on the ProjectHub repository. Then, the system can eventually retrieve corresponding software libraries based on the identified hardware devices. ResyDuo is equipped with a web-based interface that allows users to easily select and configure the under-developing Arduino project. To assess ResyDuo's performances, we run the ten-fold cross-validation by adopting the grid search strategy to optimize the hyperparameters of the CF-based algorithm. The conducted evaluation shows encouraging results even though there is still room for improvement in terms of the examined metrics.

Index Terms—Recommendation Systems, IoT development, Model-Driven Engineering

I. INTRODUCTION

The Internet of Things (IoT) paradigm involves the communication among different physical objects that collect, process, and exchange real-time data [1], [2]. In a broader sense, an IoT application can be defined as a networked infrastructure of heterogeneous embedded systems, including sensors, actuators, and other physical devices [3]. Their development encompasses the selection of hardware and software components that need to be properly integrated to realize the wanted functionalities. In particular, an activity of paramount importance is the mapping between the chosen hardware components and the corresponding software libraries to avoid unexpected behaviors [4].

Although several modeling techniques have been recently proposed to assist modelers in specifying and developing IoT applications [5]–[7], there is still the need to support developers by considering additional features, e.g., supporting the mapping between hardware and software components. In this respect, recommender systems (RSs) are widely adopted to facilitate the development of complex software systems [8]–[10] by providing different artifacts.

In this paper, we focus on the development of a specific class of embedded systems, namely Arduino-based ones, by combining the MDE paradigm and mining techniques to devise ResyDuo, a **RE**commender **SY**stem for **arDUinO** project built on top of a tailored data model and collaborative filtering (CF) strategy. First, we mined the ProjectHub repository [11] to extract relevant metadata related to both users and projects, i.e., hardware components, tags, and software libraries. To this end, we use a tailored data model to filter the mined data according to some quality aspects, e.g., removing infrequent projects. By relying on the collected data, the CF-based engine can support both hardware and software configuration phases by exploiting *i)* the tags of the project, *ii)* the existing list of hardware components, and *iii)* inferring the corresponding software libraries. All the recommended items are eventually retrieved to the user using a dedicated web interface equipped with an integrated code editor. Our approach focuses on representing IoT data related to the ProjectHub repository. In particular, such an abstraction enables the mining activities that are needed to feed the underpinning CF system, i.e., three different projections are extracted from ProjectHub raw data to support the three different recommendations. Due to the lack of a proper baseline, we automatically evaluate the system by using the cross-fold validation strategy [12]. Furthermore, we adopt the well-known grid search algorithm [13] to select the proper hyperparameters of the CF-based engine. Although the results are low in terms of the metrics examined, it is our strong belief that ResyDuo can support by providing effective recommendations. The contributions of this paper are the following:

- A dedicated metamodel that enables mining and filtering operations on extracted Arduino projects;
- A recommender system called ResyDuo that can assist Arduino developers in specifying the mapping between hardware components and external software libraries by using three different types of recommendations;
- A quantitative evaluation exploiting well-founded metrics and a grid-search strategy to optimize the algorithm parameters
- A replication package to foster further research in the domain ¹

¹<https://github.com/MDEGroup/low-code-ard-proj>

This paper is structured as follows. Section II presents a motivation example and the technical background of the paper. The ResyDuo architecture and its subcomponents are discussed in Section III. Section IV and Section V describe the evaluation process and the obtained results respectively. Threats that may compromise the effectiveness of the system have been discussed in Section VI. We eventually conclude the paper in Section VIII by summarizing the contributions and envisioning possible future works.

II. BACKGROUND AND MOTIVATING EXAMPLE

This section is two-fold. First, we introduce the Arduino programming and the ProjectHub ecosystem in Section II-A. Section II-B presents of the MDE approaches can support the development of IoT systems. A brief overview of collaborative filtering techniques is provided in Section II-C. Finally, Section II-D presents a motivating example to discuss the peculiarities and challenges of developing IoT devices.

A. The Arduino Ecosystem

Among the others, the Arduino hardware platform is the most adopted by the IoT community since *i)* it requires programming skills or domain-specific knowledge and *ii)* it provides several open-source libraries and projects [14]. The development process involves two main types of layers, i.e., the *physical* and the *software* one. The former requires the configuration of hardware components, e.g., sensors or actuators. The latter manages the interaction among those elements by using a derived language of C++.

A crucial part of coding with Arduino is the ability to reuse code, which can be accomplished through the use of third-party libraries (TPLs). These libraries provide commonly used features that implement the behavior of a single IoT component.

To assist Arduino developers in selecting the proper components, the ProjectHub [11] repository collects, stores, and maintains Arduino projects developed by the community, thus easing the burden of choice. The *Project Header* section contains all the relevant metadata, including title, description, tags, views, and comments. Users can search the list of hardware components used in the project by navigating the *Components and Supplies* section. Each project has the corresponding *source code* that can be downloaded and integrated using dedicated development environments, like Arduino IDE.

Furthermore, projects are typically classified by *tags*, a list of keywords that represent the content of repositories, e.g., *Smart Agriculture*, *Health*, or *Temperature Measurements*. Similar to GitHub topics², such keywords can improve the discoverability of a particular project and help users in finding similar projects for their needs.

Despite the Arduino project being well-structured, a newcomer developer may waste time gathering relevant information directly from ProjectHub. In this paper, we conceive a dedicated data model that can be used to represent and mine the needed data easily.

²<https://github.com/topics>

B. Applying MDE to engineer IoT applications

MDE has been applied to CPSs to facilitate their design and development. ThingML [15] is an IoT platform that exploits imperative actions to develop IoT projects. The platform exploits UML models to represent the components and their behavior. A dedicated DSL language has been conceived to support the specification of wastewater treatment plant (WWTP) systems [16]. Furthermore, the framework is capable of generating the corresponding source code, thus supporting the specification of the system both at design and run time. Since IoT systems are composed of heterogeneous components, several approaches focus on specific aspects, i.e., specification of critical missions [17], traceability [5], or testing [18]. Besides traditional techniques, multi-modeling paradigm (MPM) [19], digital twins [20], and DevOps [21] can be exploited to automatize the design of CPS by combining different MDE artifacts.

C. Collaborative filtering

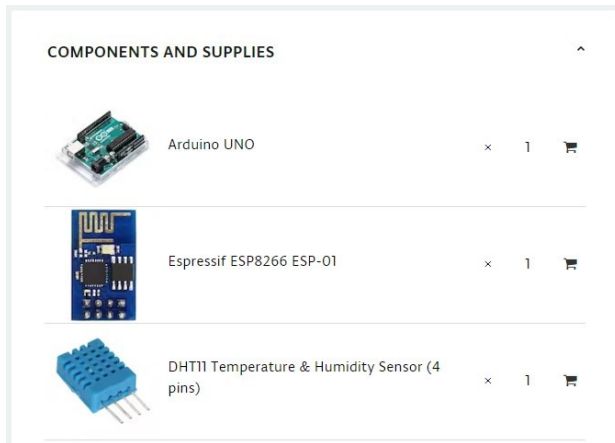
Collaborative filtering is a well-known technique in the field of recommender systems that has revolutionized the way we obtain individualized recommendations across a variety of online platforms [22]. This clever technique uses collective intelligence from a large pool of users to give personalized recommendations to individuals.

To create forecasts and suggestions, collaborative filtering depends on the wisdom of the crowd. It evaluates the behavior and preferences of many users to uncover patterns and similarities, rather than relying simply on explicit item features or user preferences [23]. The two most common ways of collaborative filtering are user-based [24] and item-based [25]. The user-based method discovers users with similar preferences and proposes things that these users have loved. The item-based method, on the other hand, focuses on discovering commonalities between things based on the people who have shown a liking for them. Both strategies use user-item interaction data to form meaningful relationships, resulting in accurate and appropriate suggestions [22]. To the best of our knowledge, none of the existing approaches cover the representation of Arduino data. Although the application domain is limited, the proposed data model can be enriched by mining additional data sources.

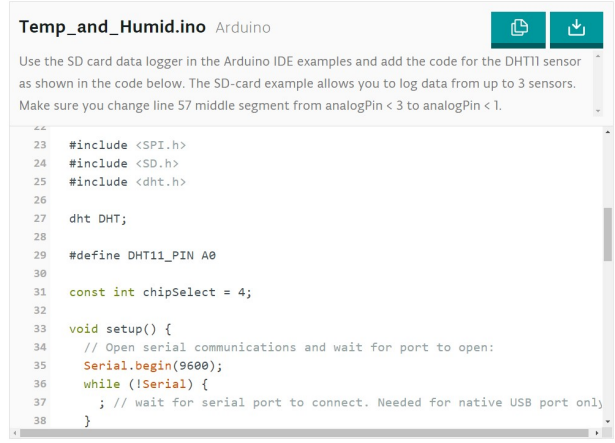
D. Motivating Example

Figure 1 depicts the development process by using Arduino IDE. As the first step, the user has to select a proper list of hardware components according to the type of Arduino board employed as shown in Figure 1a. This selection is bounded by the application domain and it is crucial to realize the functionalities elicited at the design time. Then, the user can employ a dedicated IDE to develop the actual code. Figure 1b depicts an explanatory configuration file in which the user has to map the selected hardware components to the corresponding software ones, i.e., external libraries. Even though dedicated environments like Arduino IDE³ can facilitate

³<https://www.arduino.cc/en/software>



(a) Hardware configuration phase.



(b) Software development.

Fig. 1: Motivating example.

the system's specification, empirical studies demonstrate that users encounter issues during the development phase [26]. In particular, a wrong mapping between hardware and software components may lead to unexpected behaviors [4].

To cope with those limitations, we propose a recommender system based on CF algorithms that exploit a tailored meta-model. In the next section, we detail all the phases supported by ResyDuo, from the data collection to the actual recommendations.

III. PROPOSED APPROACH

ResyDuo aims at supporting different types of recommendations as follows:

- **Type I:** Hardware components from tags: given an empty project, the user can specify the tag to collect initial recommendations in terms of hardware components
- **Type II:** Hardware components from projects: This type of recommendation aims to enhance the project under development by retrieving components from similar projects.
- **Type III:** Software libraries from components: Once the hardware components have been selected, this type of recommendation can provide the software components to develop the actual system

It is worth mentioning that Type I and Type II recommendations aim to recommend hardware components, they are conceived to support two different phases of implementing Arduino projects, i.e., early configuration phase and project development phase. Once components have been selected, the Type III recommendations suggest suitable libraries to interact with hardware components.

Figure 2 depicts the ResyDuo overall architecture that consists of two different sub-processes, i.e., the *Building phase* and *Deployment phase*. In the former, the system extracts relevant data from the ProjectHub repository and encodes the relevant data by relying on Data Scraper and

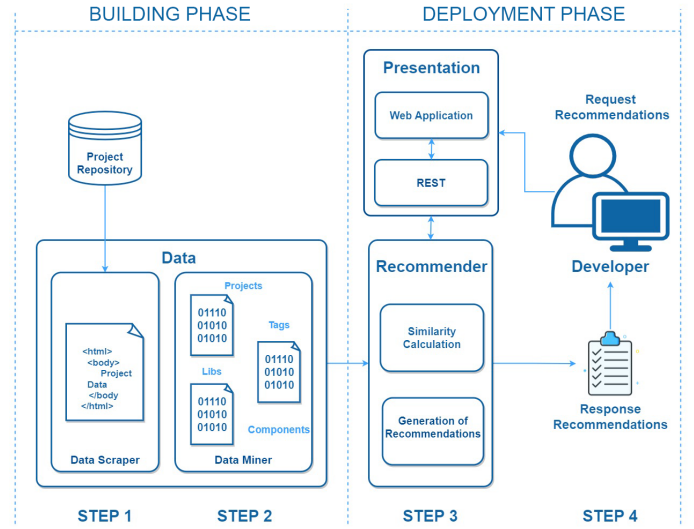


Fig. 2: ResyDuo architecture.

Data Miner components respectively. In the latter, ResyDuo relies on the gathered data to feed the Recommender component that retrieves the recommender items in a dedicated Presentation REST interface.

Step 1: Data Scraper component - To extract the needed data, a tailored scraper has been conceived by exploiting the MDE-based approach. First, we make use of the Beautiful Soup Python library⁴ to extract the available data from all the projects belonging to ProjectHub. In particular, we represent the metadata available on the repository using a data model as shown in Figure 3. The *ProjectInfo* class contains information about the description, the project title, and the URL. The *Statistic* indicates the community's quality and approval of the project. Users use *Tags* to categorize projects. Finally, there are *Component* and *SourceCode* data. This data model

⁴<https://beautiful-soup-4.readthedocs.io/en/latest/>

	C1	C2	C3	C4	C5	C6	C7	C8
P1	0	1	0	0	1	1	0	0
P2	0	0	1	1	0	0	1	1
P3	0	0	0	0	1	1	0	0
P3	0	0	0	0	1	1	0	0
P4	0	1	1	1	0	0	0	0
P5	1	1	0	0	1	1	0	0
P6	1	0	0	1	1	0	1	0
P7	1	1	0	1	1	1	0	0
P8	0	0	1	0	1	0	0	0
P9	0	0	1	0	1	0	0	0

TABLE I: Application of cut-off values.

aims to capture both semantic and technical information so that relationships between that information can be identified during the data mining process. In the next step, three different projections of such conceptualization will be analyzed.

Step 2: Data Miner component - Once the data have been downloaded and represented by the data model, the Data Miner component encodes the obtained information at three different projections i.e., T , P , and L . By querying the data model depicted in Figure 3, T , P , and L represent the projections of Arduino projects and components, Arduino projects and tags, and components and source code, respectively. It is worth mentioning that all the data are represented as matrices. The rationale behind this choice is that *i)* this encoding preserves the semantic relations among the three mentioned component and *ii)* the underpinning CF-based algorithm requires such an encoding scheme. For instance, to support the Type I recommendations, this component extracts the matrix represented in Table I. We preprocessed the raw data we scraped from ProjectHub to remove possible noise. In particular, cut-off values have been used to remove items that are very rare. For example, in project-component data, a cut-off allows removing components that are used by a few projects. The cut-off can also be used to remove a project that contains few components.

Specifically, vertical cut-off is a technique used to eliminate a set of columns from the dataset. The vertical cut-off imposes a lower bound on the number of occurrences of an item in the entire dataset: if an item occurs less than the cut-off values, it is removed from the dataset. Horizontal cut-off is the technique used to eliminate a set of rows from the dataset. As in the case of the vertical cut-off, a threshold is set on the minimum number of items that must appear in each row. Table I shows a practical example of applying 3 as vertical and horizontal cut-off values. C7 and C8 columns appear 2 and 1 times, respectively then they are removed. Even P8 and P9 rows do not exceed the horizontal cut-off value, thus the two rows are removed from the dataset

Step 3: Recommender component - To recommend the abovementioned components, this component exploits a CF-based algorithm provided by the Surprise Python library [27]. Generally speaking, a CF system is composed of *users* who buys *items* attributes and *rating* it based on her experience and perceived value [28] The set of all ratings given in a system by existing users can be represented in a so-called *rating matrix*,

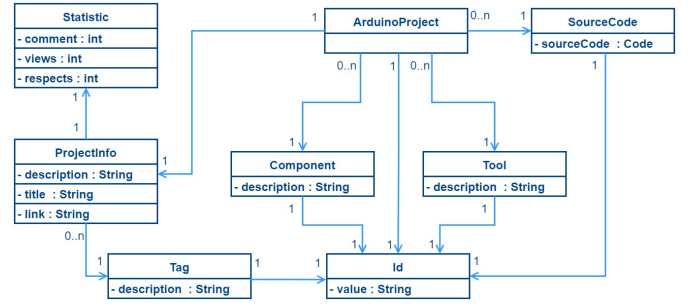


Fig. 3: ProjectHub Data Model.

where a row represents a user and a column represents an item. At this point, the system exploits a *similarity function* $sim_{usr}(u_a, u_j)$ computes the *weight* of the active user profile u_a against each of the user profiles u_j in the system. In the scope of the paper, we exploit the ProjectHub data model to obtain three different types of matrices that capture different mutual relationships, i.e., *project-component*, *tag-component*, and *component-library*. Concerning the algorithm, we optimize the implementation of the well-known K-NN algorithm [29] provided by Surprise by adopting the grid search strategy as discussed in Section IV. In addition, ResyDuo stores the computed similarity matrixes in a dedicated static knowledge base, thus reducing the training time for existing projects.

Step 4: Presentation component - Figure 4 depicts the presentation module that exploits the Flask framework⁵ to retrieve the abovementioned Arduino artifacts. At the early stage of development, the user can search for hardware components by relying on tags, i.e., Type I recommendations. In particular, the system generates an initial set of components that can be used to enable the next step, i.e., Type II recommendations. In this case, ResyDuo makes use of the project similarity matrix to find the most similar projects given the developer's one as input. Once the project under development has been populated with the hardware components, the ResyDuo interface can be used to request the corresponding software libraries needed to develop the actual Arduino project, Type III recommendations. Furthermore, the presentation module is equipped with a code editor view that allows the user to save and download the source code written on top of the recommended components.

IV. EVALUATION MATERIALS

A. Research Questions

To assess ResyDuo's recommendation capabilities, we elicit the following research questions:

- **RQ₁**: *How effective is ResyDuo's Type I recommendation component?* First, we investigate how ResyDuo can support the developers by exploiting the tags extracted from ProjectHub;
- **RQ₂**: *How effective is ResyDuo's Type II recommendation component?* Given the scenario when the developer set already a set of hardware components, ResyDuo's Type

⁵<https://flask.palletsprojects.com/en/2.3.x/>

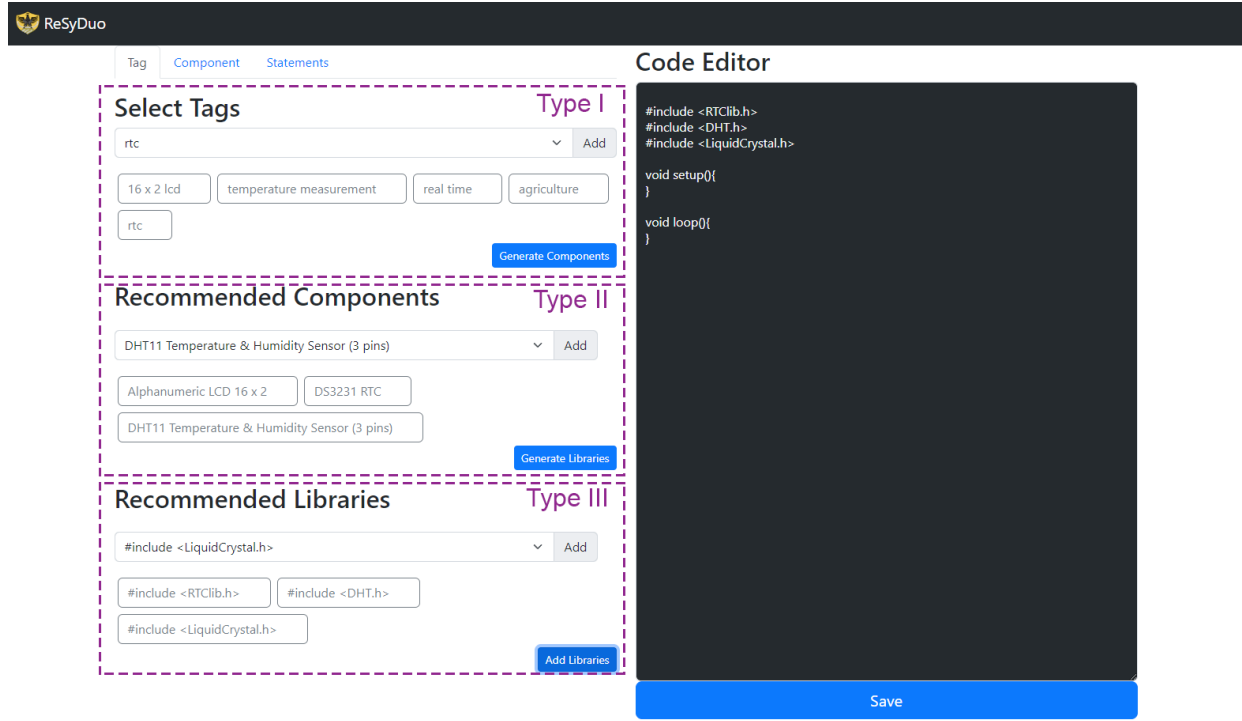


Fig. 4: ResyDuo web-based editor.

II component can recommend additional components by relying on three different similarity functions;

- **RQ₃**: *How effective is ResyDuo’s Type III recommendation component?* Once the ResyDuo has retrieved a list of hardware components using Type I or Type II components, the system employs the Type III component to map the list of hardware elements to the

B. Dataset

Dataset	Rec. Type	Cut-off	1 st dim	2 nd dim
T	Type I	1-1	3,137 (T)	11,645 (C)
T^*	Type I	5-5	1,706 (T)	1,975 (C)
P	Type II	1-1	5,547 (P)	1,768 (C)
P^*	Type II	5-5	1,262 (P)	447 (C)
L	Type III	1-1	5,346 (C)	1,802 (L)
L^*	Type III	5-5	1,861 (C)	1,237 (L)

TABLE II: Dataset considered in the evaluation

Starting from the initial raw data collected by means of the *Data Miner component*, three different datasets have been excerpted, i.e., T , P , and L . In addition, we extract an additional set of three datasets by applying the cutoff configurations as discussed in Section III. It is worth mentioning that each type of dataset has been conceived for each type of recommendation, i.e., Type I, Type II, and Type III.

Table II summarizes the considered dataset by specifying the recommendation type, the applied cut-off, and the two dimensions in terms of recommendation items that have been considered to obtain the rating matrices, i.e., tags (T), projects (P), hardware components C , and libraries (L). As discussed in

Section III, the cut-off values refer to the rows and columns of the rating matrix. In the scope of the paper, we experiment with two different configurations, i.e., (1,1) and (5,5). Applying the former preserves the structure of the matrix since all the items appear at least one time. In the latter, we rid of unfrequent items, i.e., only the ones that appear five times in a row or column are preserved.

The features of the selected datasets are the following:

- T and T^* datasets have been extracted to support Type I recommendations, i.e., tag-based recommendations of hardware components. T is obtained by applying the (1,1) configuration and it is composed of 3,137 different tags and 11,645 hardware components. Starting from this, we obtain T^* by removing unfrequent times by applying the (5,5) cutoff. Such a process end with 1,706 tags and 1,975 components;
- To enable Type II recommendations, ResyDuo has to be trained by using Arduino projects and their hardware components. Therefore, the initial dataset P contains 5,547 projects and 1,768 components. To reduce the sparsity of the dataset, we apply the second cut-off that reduces the total number of projects and components to 1,262 and 447 respectively;
- Finally, ResyDuo can suggest software libraries by relying on L and L^* datasets. Following the same process, we first consider 5,346 hardware components and 1,802 by applying the first cut-off values. Meanwhile, L^* is composed of 1,861 components and 1,237 libraries by adopting the (5,5) cut-off configuration.

C. Methodology and Metrics

To evaluate the accuracy of ResyDuo, we perform the ten-fold cross-validation [12] by splitting each of the proposed datasets into training and testing parts as shown in Figure 5. In particular, the extracted datasets, i.e., T , $T_*, P , P_* , L , and L_* , are split into train and test parts composed of 90% and 10% respectively. Such a process has been conducted for each fold to avoid any bias in performing the grid search optimization.$

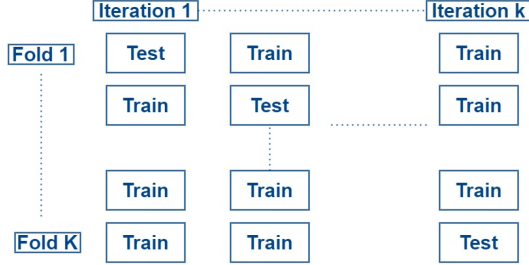


Fig. 5: Ten Fold Cross Validation.

To evaluate both the accuracy and the diversity of the proposed recommendations, we considered two different types of metrics, i.e., *accuracy* and *ranking* ones.

Accuracy metrics - Given the set of recommendations R , we consider *true positives* (Tp) as the set of the items that are correctly recommended while the items which actually do not belong to the ground-truth data are classified as *false positives* (Fp). Finally, *false negatives* (Fn) are the elements that should be present in the recommended ones, but they are not. By relying on those definitions, we compute the accuracy metrics as follows:

Success rate: Given a set of R testing repositories, this metric measures the rate at which a recommendation engine can return at least 1 correct tag for each repository r .

$$Success\ rate = \frac{count_{r \in R}(Tp > 0)}{|R|} \times 100\% \quad (1)$$

where the function $count()$ is a boolean function that returns 1 for each true positive.

Precision: the metric measures the rate of correct items over the entire set of recommended items:

$$Precision = \frac{Tp}{Tp + Fp} \quad (2)$$

Recall: the ratio of the user's topics appearing in the N recommended items:

$$Recall = \frac{Tp}{Tp + Fn} \quad (3)$$

Ranking metrics - Assuming that an object u has been rated at least by one user, the Root Mean Squared Error (RMSE) is calculated as follows:

$$RMSE(T) = \sqrt{\frac{\sum_{(u,i) \in T} (r'_{ui} - r_{ui})^2}{N}} \quad (4)$$

where (r_{ui}) and (r'_{ui}) are the actual rating and predicted one respectively.

Meanwhile, the Mean Absolute Error calculates the absolute value of the average of the differences as follows:

$$MAE(T) = \frac{\sum_{(u,i) \in T} |r'_{ui} - r_{ui}|}{N} \quad (5)$$

where T is the test set of possible user-item pairs and N is the cardinality of the set of ratings. In this paper, we employ the normalized version of RMSE and MAE according to the rating scale.

D. Hyperparameter selection

Predictive systems require hyperparameter optimization to automatically set parameter combinations for optimal model or algorithm performance, reducing human effort and enhancing experiment reproducibility [13]. Among the others, the grid search strategy [30] involves specifying finite parameter values and evaluating the Cartesian product, but it suffers from the dimensionality problem due to exponential evaluations as parameter count increases. To avoid any bias in the implementation, we exploit the Surpise dedicated function to optimize the selected algorithm ⁶.

In the scope of the evaluation, we experiment with three different similarity functions, i.e., *Pearson Correlation*, *Cosine*, and *Mean Squared Difference (MSD)*. The *Pearson Correlation* [31] coefficient is a measure of dependence between two paired random vectors. The *Cosine* similarity function [32] is based on the calculation of the spatial distance between the ratings of all user pairs. The *Mean Squared Difference* [33] assesses the average squared difference between the observed and predicted values.

According to the selected technique, we consider if the similarity has been computed between users or items as stated in *CF technique* column. Finally, the *Min Common Item* and *K-Neighbor* columns indicate the minimum rated common item between users and the neighbor set's cardinality respectively.

Similarity Function	CF technique	Min Common Items	K-Neighbor
MSD	Item based	1	5
Cosine	User based	5	10
Pearson	-	20	20

TABLE III: Results of the grid search optimization.

Table III summarizes the results obtained by running the grid search algorithm. In particular, the cells highlighted in green indicate that the best configuration includes the following hyperparameters: Sim = MSD, User_Based = True, Min_Support = 1, K = 20. Such a configuration has been employed to assess the ResyDuo's overall performances in the next section.

V. RESULTS

In this section, we aim at assessing the proposed approach by considering the three types of provided recommendations. To this end, we employ the evaluation process described in

⁶<https://tinyurl.com/2u6frv27>

Section IV by employing the mined datasets, the identified set of metrics, and the elicited hyperparameters using the grid search strategy. In particular, Sections V-A, V-B, and V-C present the results obtained for the Type I, Type II, and Type III recommendations. We eventually discuss the limitations and the threats to validity in Section VI.

A. RQ_1 : *How effective is ResyDuo's Type I recommendation component?*

To answer this question, we consider the first pair of datasets extracted from the ProjectHub repository, i.e., P and P* as discussed in Section IV. Table IV summarizes the obtained results on the examined datasets. From the accuracy point of view, it is evident that ResyDuo performs better when dataset P* is considered, i.e., removing unfrequent items increases the overall performances. In particular, the precision and recall have been increased by 10% thus reaching 0.203 and 0.227 on average. Similarly, the success rate grows up to 0.271 by considering the second cut-off configuration, i.e., (5,5).

The positive effect of the cut-off configuration holds by considering the raking metrics, i.e., the MAE and RMSE value passes from 0.006 to 0.033 and from 0.0048 to 0.118 respectively. Nonetheless, the observed scores are dramatically low, meaning that on average the elements suggested by ResyDuo are not proper for the current project. Such low results can be explained by considering that we didn't curate the mined dataset apart from removing unfrequent items.

Answer to RQ_1 : Considering Type I recommendations, the cut-off configuration contributes to increasing the overall performances, even though the positive effect is marginal when raking metrics are considered.

B. RQ_2 : *How effective is ResyDuo's Type II recommendation component?*

Similar to the previous research question, Table V compares the results obtained by ResyDuo's in terms of Type-II recommendations by relying on two different datasets, i.e., T and T*. As for the Type I recommendations, we adopt such data curation to reduce the sparsity of the dataset.

Overall, the results are better compared to the Type I, i.e., ResyDuo archives better performance for all the considered metrics. In particular, the success rate achieves the best results among the accuracy metrics by reaching 0.390 as an average value. The same positive effect can be observed on both the considered raking metrics, i.e., the MAE and RMSE are increased by 0.011, and 0.442. Even though the improvements are marginal, the conducted data curation succeeded in improving the overall performances. Concerning the cut-off configuration, the T* dataset confirms the findings of the first research question, i.e., the applied quality filter improves also the Type II recommendations.

Answer to RQ_2 : By applying additional data curation, ResyDuo Type II recommendations overcome the Type I ones in terms of all considered metrics albeit the improvements are marginal.

C. RQ_3 : *How effective is ResyDuo's Type III recommendation component?*

To support Type III recommendations, two datasets L and L* (containing relationships between hardware components and the corresponding software components) were produced following the same process adopted for the abovementioned recommendations.

As for the previous RQs, the dataset L* has been extracted from the L dataset and represents a curated version of the original one, i.e., the degree of data homogeneity is higher. In particular, precision, recall, and success rate reaches 0.250, 0.530, and 0.590 respectively. The raking metrics are improved as well, although the results are still far from being optimal, i.e., the RSME achieves 0.650 with the best cut-off configuration. This can be explained by considering the nature of the dataset, i.e., no quality filter has been applied during the data-gathering phase. Nonetheless, the improvements of Type III recommendations are encouraging.

Answer to RQ_3 : ResyDuo succeeded in providing relevant software TPLs, i.e., Type III recommendations obtains better performance compared to Type I and Type II. Albeit metrics values are not exciting, the approach supports the recommendation of IoT libraries in an effective manner.

VI. THREATS TO VALIDITY

This section discusses threats that may hamper the obtained results. Concerning *internal validity*, we employ a tailored data model to collect Arduino projects from ProjectHub without applying any quality filter on them, e.g., considering the number of respects or views. We mitigate this issue by adopting two different cut-off configurations on the matrices to remove unfrequent projects, tags, and libraries. Moreover, the selected KNN algorithm may lead to additional threats. To mitigate this, we adopt the grid search optimization strategy to automatically select the best hyperparameters configuration.

External validity concerns the lack of a proper baseline. To our knowledge, no suitable approach provides the three types of recommendations supported by ResyDuo. We conduct a well-structured quantitative evaluation by applying a grid search strategy to optimize the hyperparameters of the CF-based engine. Furthermore, we considered two different kinds of metrics, i.e., accuracy, and ranking, to analyze the obtained results from different perspectives.

VII. RELATED WORKS

A. Tag-based recommendation systems

MUDABlue [34] clusters similar software projects by exploiting the LSA technique. First, the system infers clusters

	Precision		Recall		Success rate		MAE		RMSE	
(v,h) cutt-off	(1,1)	(5,5)	(1,1)	(5,5)	(1,1)	(5,5)	(1,1)	(5,5)	(1,1)	(5,5)
Fold 1	0.108	0.221	0.101	0.236	0.116	0.284	0.006	0.034	0.047	0.120
Fold 2	0.104	0.206	0.099	0.235	0.114	0.272	0.006	0.034	0.048	0.121
Fold 3	0.111	0.195	0.104	0.212	0.121	0.253	0.006	0.033	0.048	0.117
Fold 4	0.111	0.201	0.102	0.218	0.120	0.268	0.006	0.033	0.048	0.116
Fold 5	0.109	0.196	0.101	0.215	0.119	0.257	0.006	0.034	0.048	0.119
Fold 6	0.108	0.210	0.100	0.239	0.116	0.284	0.006	0.034	0.048	0.118
Fold 7	0.107	0.193	0.099	0.223	0.115	0.263	0.006	0.034	0.048	0.118
Fold 8	0.106	0.197	0.098	0.225	0.114	0.266	0.006	0.034	0.047	0.119
Fold 9	0.109	0.222	0.100	0.244	0.118	0.296	0.006	0.034	0.047	0.120
Fold 10	0.107	0.192	0.100	0.227	0.116	0.264	0.006	0.034	0.047	0.117
Avg.	0.108	0.203	0.100	0.227	0.117	0.271	0.006	0.033	0.048	0.118

TABLE IV: ResyDuo’s results considering P and P*

	Precision		Recall		Success rate		MAE		RMSE	
(v,h) cutt-off	(1,1)	(5,5)	(1,1)	(5,5)	(1,1)	(5,5)	(1,1)	(5,5)	(1,1)	(5,5)
Fold 1	0.203	0.293	0.133	0.259	0.224	0.402	0.006	0.037	0.216	0.451
Fold 2	0.188	0.278	0.126	0.240	0.208	0.372	0.006	0.039	0.177	0.569
Fold 3	0.191	0.303	0.125	0.253	0.211	0.400	0.006	0.038	0.149	0.420
Fold 4	0.189	0.292	0.122	0.248	0.206	0.383	0.006	0.038	0.196	0.521
Fold 5	0.194	0.308	0.125	0.257	0.215	0.406	0.006	0.037	0.163	0.335
Fold 6	0.183	0.294	0.122	0.242	0.203	0.388	0.006	0.039	0.326	0.837
Fold 7	0.196	0.288	0.130	0.248	0.214	0.390	0.006	0.040	0.171	0.885
Fold 8	0.186	0.293	0.120	0.250	0.206	0.398	0.006	0.038	0.158	0.551
Fold 9	0.189	0.299	0.124	0.258	0.208	0.398	0.006	0.038	0.158	0.423
Fold 10	0.192	0.297	0.128	0.255	0.214	0.399	0.006	0.039	0.130	0.622
Avg.	0.190	0.290	0.130	0.250	0.210	0.390	0.006	0.040	0.180	0.560

TABLE V: ResyDuo’s results considering T and T*

	Precision		Recall		Success rate		MAE		RMSE	
(v,h) cutt-off	(1,1)	(5,5)	1,1	(5,5)	(1,1)	(5,5)	(1,1)	(5,5)	(1,1)	(5,5)
Fold 1	0.209	0.237	0.203	0.527	0.234	0.586	0.011	0.057	0.230	0.605
Fold 2	0.210	0.250	0.203	0.536	0.236	0.599	0.012	0.059	0.339	0.595
Fold 3	0.211	0.236	0.204	0.521	0.235	0.582	0.011	0.055	0.189	0.791
Fold 4	0.209	0.240	0.206	0.520	0.238	0.583	0.011	0.057	0.168	0.556
Fold 5	0.207	0.250	0.202	0.554	0.233	0.614	0.011	0.058	0.341	0.636
Fold 6	0.208	0.251	0.203	0.535	0.233	0.597	0.012	0.055	0.364	0.619
Fold 7	0.203	0.245	0.193	0.538	0.224	0.599	0.011	0.054	0.175	0.774
Fold 8	0.210	0.247	0.204	0.529	0.236	0.587	0.011	0.056	0.221	0.659
Fold 9	0.202	0.246	0.194	0.518	0.227	0.577	0.011	0.058	0.326	0.592
Fold 10	0.208	0.247	0.205	0.546	0.234	0.607	0.011	0.060	0.194	0.675
Avg.	0.210	0.250	0.200	0.530	0.230	0.590	0.010	0.060	0.250	0.650

TABLE VI: ResyDuo’s results considering L and L*

by relying on a matrix-based representation of projects. Afterward, the LSA algorithm is employed to retrieve similar projects to the input one using the computed clusters.

Zuo et al. in [35] presented a tag-aware RS based on deep neural networks. First, the users’ profiles are modeled as vectors over tags. Afterward, the underpinning network retrieves latent features from the users’ tag space. The proposed system eventually aggregates the extracted features and item information to generate recommendations. The evaluation shows that the proposed approach reduces the sparsity on the two tested datasets.

A novel tag-aware recommendation model named Tag Graph Convolutional Network (TGCN) has been proposed in [36] to reduce the ambiguity and redundancy issues. Built on top of a Collaborative Tag Graph (CTG), the approach combines neighbor sampling and aggregation strategies to extract informative features from heterogeneous neighbors belonging to the graph. In such a way, the semantics among the items

is preserved and the obtained recommendations outperform existing approaches.

Chen *et al.* [37] propose JIT2R, a hybrid framework that combines the traditional item-based prediction model with bootstrapping strategy. In the early stage, the proposed solution exploits the traditional softmax layer to predict the inial set of tags. Then, it iteratively labels item-tag pairs to improve the underpinning prediction model by using bootstrapping. The results show that JIT2R outperforms two state-of-the-art approaches in terms the computed accuracy metrics.

Although the process is similar, ResyDuo is the first approach that exploits tags to recommend hardware components in the IoT domain.

B. Recommender systems for TPLs

Thung et al. in [38] propose LibRec, a tool that combines a CF-based algorithm and association mining to retrieve popular Java libraries. First, the mining component suggests a set of

libraries by relying on usage patterns. Then, the CF-based component suggests an additional set of TPLs that are used in similar projects.

LibSeek [39] provides diversified TPL for mobile applications. It exploits the matrix factorization technique to encode the relationships between apps and libraries. Furthermore, the approach is capable of handling the popularity bias by using an adaptive weighting scheme.

CrossRec [40] exploits a graph-based structure that embodies mutual relationships between Java TPLs and corresponding Github projects. The system extracts matrixes that have been used to feed the underpinning CF-based engine. CrossRec eventually suggests a list of libraries ranked by a similarity score.

Req2Lib [41] suggests relevant TPLs starting from the textual requirements extracted from StackOverflow posts. To overcome the cold-start problem of CF-based systems, the system employs a doc2vec pre-trained model and a sequence-to-sequence network to perform the recommendations. Li *et al.* propose an approach based on graph neural networks (GNN), namely GRec, to recommend Android libraries [42]. As the first step, the system encodes both low and high-level app-library interactions in a graph-based structure. GRec eventually exploits the underpinning GNN to recommend diversified TPLs given the initial Android project.

Compared with the aforementioned systems, ResyDuo is the first approach that recommends Arduino software libraries by relying on predefined components. Furthermore, it handles the cold-start problem of the CF-based technique using the Type I and II recommendations capabilities to retrieve the needed components at the early stage of development.

VIII. CONCLUSION

To support the specification of IoT system, several MDE-based approaches have been devised. In this paper, we propose ResyDuo, a recommender system that combines the MDE paradigm with traditional collaborative filtering algorithms to support Arduino project development. First, we conceive a specific data model that represents all the peculiar metadata of a Arduino project stored in a curated repository, i.e., ProjectHub. The specified model has been used to collect all the relevant data and feed the underpinning CF-based engine.

Furthermore, we apply the grid search to automatically set the optimal hyperparameters, including the algorithm type and the cutoff value. The system eventually provides there different types of recommendations that allow the users to configure their Arduino project by selecting IoT hardware components and the corresponding software libraries.

Due to the lack of a proper baseline, we evaluate ResyDuo by adopting the well-known ten-fold cross-validation and computing a set of accuracy and ranking metrics. Our findings show that ResyDuo achieves better performances while Type III recommendations are considered, i.e., software libraries, even though all the metrics values are far to be optimal. Nonetheless, the adopted methodology can be improved to increase the effectiveness of ResyDuo, e.g., by curating the

training data by enhancing the proposed metamodel. Concerning the data gathering, we can *i)* exploit the mined source code to suggest additional software artifacts, e.g., API function call and *ii)* mining and preprocessing additional data sources, e.g., dedicated Q&A post. Last but not least, we will improve the usability for non-expert user by embodying user feedback in the web interface.

ACKNOWLEDGMENT

This work has been partially supported by the EMELIOT national research project, which has been funded by the MUR under the PRIN 2020 program (Contract 2020W3A5FY). The authors would like to thank Andrea Serafini for his hard work in supporting the ResyDuo development and evaluation.

REFERENCES

- [1] D. Bandyopadhyay and J. Sen, "Internet of Things: Applications and Challenges in Technology and Standardization," *Wireless Personal Communications*, vol. 58, no. 1, pp. 49–69, May 2011. [Online]. Available: <https://doi.org/10.1007/s11277-011-0288-5>
- [2] L. Atzori, A. Iera, and G. Morabito, "The Internet of Things: A survey," *Computer Networks*, vol. 54, no. 15, pp. 2787–2805, Oct. 2010. [Online]. Available: <https://linkinghub.elsevier.com/retrieve/pii/S1389128610001568>
- [3] F. Samie, L. Bauer, and J. Henkel, "IoT technologies for embedded computing: a survey," in *Proceedings of the Eleventh IEEE/ACM/IFIP International Conference on Hardware/Software Codesign and System Synthesis*. Pittsburgh Pennsylvania: ACM, Oct. 2016, pp. 1–10. [Online]. Available: <https://dl.acm.org/doi/10.1145/2968456.2974004>
- [4] A. Makhshari and A. Mesbah, "Tot bugs and development challenges," in *2021 IEEE/ACM 43rd International Conference on Software Engineering (ICSE)*, 2021, pp. 460–472.
- [5] M. Mijalkovic, S. Mustafiz, and B. Karaduman, "Traceability Analysis of Wireless Sensor Network based IoT Systems," 2022.
- [6] I. Alfonso, A. Gómez, S. Doñate, K. Garcés, H. Castro, and J. Cabot, "A model-based framework for IoT systems in wastewater treatment plants," *The Journal of Object Technology*, vol. 22, no. 2, p. 2:1, 2023. [Online]. Available: http://www.jot.fm/contents/issue_2023_02/article10.html
- [7] F. Ihrwe, S. Mazzini, P. Pierini, A. Debiasi, and S. Tonetta, "Model-based analysis support for dependable complex systems in CHeSS," *CoRR*, vol. abs/2009.06089, 2020.
- [8] T. Z. Martin P. Robillard, Walid Maalej Robert J. Walker, *Recommendation Systems in Software Engineering*. Springer Heidelberg New York Dordrecht London, 2014.
- [9] F. Ricci, L. Rokach, B. Shapira, and P. B. Kantor, Eds., *Recommender Systems Handbook*. Boston, MA: Springer US, 2011. [Online]. Available: <http://link.springer.com/10.1007/978-0-387-85820-3>
- [10] M. Savary-Leblanc, L. Borgeño, J. Cabot, X. Le Pallec, and S. Gérard, "Software assistants in software engineering: A systematic mapping study," *Software: Practice and Experience*, vol. 53, no. 3, pp. 856–892, 2023. eprint: <https://onlinelibrary.wiley.com/doi/pdf/10.1002/spe.3170>. [Online]. Available: <https://onlinelibrary.wiley.com/doi/abs/10.1002/spe.3170>
- [11] "Arduino Project Hub." [Online]. Available: <https://projecthub.arduino.cc/>
- [12] P. Refaeilzadeh, L. Tang, and H. Liu, "Cross-validation," in *Encyclopedia of Database Systems*, L. Liu and M. T. Özsu, Eds. Springer US, 2009, pp. 532–538. [Online]. Available: <http://dblp.uni-trier.de/db/reference/db/c.html#RefaeilzadehTL09>
- [13] F. Hutter, L. Kotthoff, and J. Vanschoren, *Automated Machine Learning: Methods, Systems, Challenges*, 1st ed. Springer Publishing Company, Incorporated, 2019.
- [14] "Arduino Library List." [Online]. Available: <https://www.arduinolibraries.info>
- [15] N. Harrand, F. Fleurey, B. Morin, and K. E. Husa, "ThingML: A Language and Code Generation Framework for Heterogeneous Targets," ser. MODELS '16. New York, NY, USA: Association for Computing Machinery, 2016, p. 125–135.

- [16] B. Costa, P. F. Pires, and F. C. Delicato, "Modeling iot applications with sysml4iot," in *2016 42th Euromicro Conference on Software Engineering and Advanced Applications (SEAA)*. IEEE, 2016, pp. 157–164.
- [17] F. Ciccozzi, I. Crnkovic, D. Di Ruscio, I. Malavolta, P. Pelliccione, and R. Spalazzese, "Model-driven engineering for mission-critical iot systems," *IEEE Software*, vol. 34, no. 1, pp. 46–53, 2017.
- [18] R. Cristea, M. Feraru, and C. Paduraru, "Building blocks for IoT testing - a benchmark of IoT apps and a functional testing framework," in *2022 IEEE/ACM 4th International Workshop on Software Engineering Research and Practices for the IoT (SERP4IoT)*, May 2022, pp. 25–32.
- [19] M. Amrani, D. Blouin, R. Heinrich, A. Rensink, H. Vangheluwe, and A. Wortmann, "Multi-paradigm modelling for cyber-physical systems: a descriptive framework," *Software and Systems Modeling*, vol. 20, no. 3, pp. 611–639, Jun. 2021. [Online]. Available: <https://doi.org/10.1007/s10270-021-00876-z>
- [20] R. Eramo, F. Bordeleau, B. Combemale, M. van den Brand, M. Wimmer, and A. Wortmann, "Conceptualizing digital twins," *IEEE Softw.*, vol. 39, no. 2, pp. 39–46, 2022.
- [21] A. Colantoni, L. Berardinelli, and M. Wimmer, "Devopsml: Towards modeling devops processes and platforms," in *Proceedings of the 23rd ACM/IEEE International Conference on Model Driven Engineering Languages and Systems: Companion Proceedings*, 2020, pp. 1–10.
- [22] J. B. Schafer, D. Frankowski, J. Herlocker, and S. Sen, *Collaborative Filtering Recommender Systems*. Berlin, Heidelberg: Springer Berlin Heidelberg, 2007, pp. 291–324. [Online]. Available: https://doi.org/10.1007/978-3-540-72079-9_9
- [23] T. Di Noia and V. C. Ostuni, "Recommender systems and linked open data," in *Reasoning Web International Summer School*. Springer, 2015, pp. 88–113.
- [24] Z.-D. Zhao and M.-S. Shang, "User-based collaborative-filtering recommendation algorithms on hadoop," in *2010 third international conference on knowledge discovery and data mining*. IEEE, 2010, pp. 478–481.
- [25] B. Sarwar, G. Karypis, J. Konstan, and J. Riedl, "Item-based collaborative filtering recommendation algorithms," in *Proceedings of the 10th international conference on World Wide Web*, 2001, pp. 285–295.
- [26] T. Booth, S. Stumpf, J. Bird, and S. Jones, "Crossed wires: Investigating the problems of end-user developers in a physical computing task," in *Proceedings of the 2016 CHI Conference on Human Factors in Computing Systems*, ser. CHI '16. New York, NY, USA: Association for Computing Machinery, 2016, p. 3485–3497. [Online]. Available: <https://doi.org/10.1145/2858036.2858533>
- [27] N. Hug, "Surprise: A python library for recommender systems," *Journal of Open Source Software*, vol. 5, p. 2174, 08 2020.
- [28] M. Chen and P. Liu, "Performance evaluation of recommender systems," *International Journal of Performability Engineering*, vol. 13, no. 8, p. 1246, 2017. [Online]. Available: http://www.ijpe-online.com/EN/abstract/article_3798.shtml
- [29] T. Cover and P. Hart, "Nearest neighbor pattern classification," *IEEE Transactions on Information Theory*, vol. 13, no. 1, pp. 21–27, 1967.
- [30] D. M. Belete and M. D. Huchaiah, "Grid search in hyperparameter optimization of machine learning models for prediction of hiv/aids test results," *International Journal of Computers and Applications*, vol. 44, no. 9, pp. 875–886, 2022. [Online]. Available: <https://doi.org/10.1080/1206212X.2021.1974663>
- [31] J. B. Schafer, D. Frankowski, J. L. Herlocker, and S. Sen, "Collaborative filtering recommender systems," in *The Adaptive Web*, ser. Lecture Notes in Computer Science, P. Brusilovsky, A. Kobsa, and W. Nejdl, Eds., vol. 4321. Springer, 2007, pp. 291–324. [Online]. Available: <http://dblp.uni-trier.de/db/conf/adaptive/adaptive2007.html#SchaferFHS07>
- [32] A. R. Lahitani, A. E. Permanasari, and N. A. Setiawan, "Cosine similarity to determine similarity measure: Study case in online essay assessment," in *2016 4th International Conference on Cyber and IT Service Management*, 2016, pp. 1–6.
- [33] P. J. Bickel and K. A. Doksum, *Mathematical statistics: basic ideas and selected topics, volumes I-II package*. CRC Press, 2015.
- [34] S. Kawaguchi, P. Garg, M. Matsushita, and K. Inoue, "MUDABlue: an automatic categorization system for open source repositories," in *11th Asia-Pacific Software Engineering Conference*, Nov. 2004, pp. 184–193, ISSN: 1530-1362.
- [35] Y. Zuo, J. Zeng, M. Gong, and L. Jiao, "Tag-aware recommender systems based on deep neural networks," *Neurocomputing*, vol. 204, 04 2016.
- [36] B. Chen, W. Guo, R. Tang, X. Xin, Y. Ding, X. He, and D. Wang, "TGCN: Tag Graph Convolutional Network for Tag-Aware Recommendation," in *Proceedings of the 29th ACM International Conference on Information & Knowledge Management*, ser. CIKM '20. New York, NY, USA: Association for Computing Machinery, Oct. 2020, pp. 155–164. [Online]. Available: <https://dl.acm.org/doi/10.1145/3340531.3411927>
- [37] X. Chen, C. Du, X. He, and J. Wang, "JIT2R: A Joint Framework for Item Tagging and Tag-based Recommendation," in *Proceedings of the 43rd International ACM SIGIR Conference on Research and Development in Information Retrieval*, ser. SIGIR '20. New York, NY, USA: Association for Computing Machinery, Jul. 2020, pp. 1681–1684. [Online]. Available: <https://dl.acm.org/doi/10.1145/3397271.3401202>
- [38] F. Thung, D. Lo, and J. Lawall, "Automated library recommendation," in *2013 20th Working Conference on Reverse Engineering (WCRE)*, 2013, pp. 182–191.
- [39] Q. He, B. Li, F. Chen, J. Grundy, X. Xia, and Y. Yang, "Diversified third-party library prediction for mobile app development," *IEEE Transactions on Software Engineering*, vol. PP, pp. 1–1, 03 2020.
- [40] P. T. Nguyen, J. D. Rocco, D. D. Ruscio, and M. D. Penta, "Crossrec: Supporting software developers by recommending third-party libraries," *J. Syst. Softw.*, vol. 161, 2020. [Online]. Available: <https://doi.org/10.1016/j.jss.2019.110460>
- [41] Z. Sun, Y. Liu, Z. Cheng, C. Yang, and P. Che, "Req2lib: A semantic neural model for software library recommendation," in *2020 IEEE 27th International Conference on Software Analysis, Evolution and Reengineering (SANER)*. Los Alamitos, CA, USA: IEEE Computer Society, feb 2020, pp. 542–546. [Online]. Available: <https://doi.ieeecomputersociety.org/10.1109/SANER48275.2020.9054865>
- [42] B. Li, Q. He, F. Chen, X. Xia, L. Li, J. Grundy, and Y. Yang, "Embedding app-library graph for neural third party library recommendation," in *Proceedings of the 29th ACM Joint Meeting on European Software Engineering Conference and Symposium on the Foundations of Software Engineering*, ser. ESEC/FSE 2021. New York, NY, USA: Association for Computing Machinery, 2021, p. 466–477. [Online]. Available: <https://doi.org/10.1145/3468264.3468552>