



















































































































































Search for charged-lepton flavor violation in $\Upsilon(2S) \rightarrow \ell^\mp \tau^\pm$ ($\ell = e, \mu$) decays at Belle

The Belle Collaboration

R. Dhamija , S. Nishida , A. Giri , I. Adachi , H. Aihara ,
D. M. Asner , T. Aushev , R. Ayad , V. Babu , S. Bahinipati ,
Sw. Banerjee , M. Bauer , P. Behera , K. Belous , J. Bennett ,
M. Bessner , V. Bhardwaj , D. Biswas , D. Bodrov , J. Borah ,
A. Bozek , M. Bračko , P. Branchini , T. E. Browder , A. Budano ,
M. Campajola , D. Červenkov , M.-C. Chang , P. Chang ,
V. Chekelian , B. G. Cheon , K. Chilikin , H. E. Cho , K. Cho ,
S.-K. Choi , Y. Choi , S. Choudhury , D. Cinabro , S. Das ,
G. De Nardo , G. De Pietro , F. Di Capua , J. Dingfelder , Z. Doležal ,
T. V. Dong , P. Ecker , D. Epifanov , T. Ferber , D. Ferlewicz ,
B. G. Fulsom , R. Garg , V. Gaur , P. Goldenzweig , E. Graziani ,
T. Gu , Y. Guan , K. Gudkova , C. Hadjivasiliou , K. Hayasaka ,
H. Hayashii , S. Hazra , M. T. Hedges , D. Herrmann , W.-S. Hou ,
C.-L. Hsu , T. Iijima , K. Inami , N. Ipsita , A. Ishikawa , R. Itoh ,
M. Iwasaki , W. W. Jacobs , E.-J. Jang , S. Jia , Y. Jin , K. K. Joo ,
A. B. Kaliyar , C. Kiesling , C. H. Kim , D. Y. Kim , K.-H. Kim ,
Y.-K. Kim , K. Kinoshita , P. Kodyš , T. Konno , A. Korobov ,
S. Korpar , P. Križan , P. Krokovny , M. Kumar , R. Kumar ,
K. Kumara , A. Kuzmin , Y.-J. Kwon , Y.-T. Lai , S. C. Lee ,
D. Levit , P. Lewis , L. K. Li , L. Li Gioi , J. Libby , K. Lieret ,
Y.-R. Lin , D. Liventsev , Y. Ma , M. Masuda , T. Matsuda ,
S. K. Maurya , F. Meier , M. Merola , F. Metzner , K. Miyabayashi ,
R. Mizuk , G. B. Mohanty , I. Nakamura , M. Nakao , A. Natchii ,
L. Nayak , M. Niiyama , N. K. Nisar , S. Ogawa , P. Pakhlov ,
G. Pakhlova , S. Pardi , H. Park , J. Park , A. Passeri , S. Patra ,
S. Paul , T. K. Pedlar , R. Pestotnik , L. E. Piilonen , T. Podobnik ,
E. Prencipe , M. T. Prim , N. Rout , G. Russo , S. Sandilya ,
L. Santelj , V. Savinov , G. Schnell , C. Schwanda , Y. Seino 

K. Senyo , M. E. Sevior , W. Shan , C. Sharma , J.-G. Shiu ,
B. Schwartz , A. Sokolov , E. Solovieva , M. Starič , Z. S. Stottler ,
M. Sumihama , M. Takizawa , K. Tanida , F. Tenchini , M. Uchida ,
T. Uglov , Y. Unno , S. Uno , P. Urquijo , S. E. Vahsen ,
K. E. Varvell , A. Vinokurova , D. Wang , E. Wang , M.-Z. Wang ,
S. Watanuki , E. Won , X. Xu , B. D. Yabsley , W. Yan , S. B. Yang ,
J. H. Yin , C. Z. Yuan , L. Yuan , Z. P. Zhang , V. Zhilich ,
V. Zhukova ,

ABSTRACT: We report a search for the charged-lepton flavor violation in $\Upsilon(2S) \rightarrow \ell^\mp \tau^\pm$ ($\ell = e, \mu$) decays using a 25 fb^{-1} $\Upsilon(2S)$ sample collected by the Belle detector at the KEKB e^+e^- asymmetric-energy collider. We find no evidence for a signal and set upper limits on the branching fractions (\mathcal{B}) at 90% confidence level. We obtain the most stringent upper limits: $\mathcal{B}(\Upsilon(2S) \rightarrow \mu^\mp \tau^\pm) < 0.26 \times 10^{-6}$ and $\mathcal{B}(\Upsilon(2S) \rightarrow e^\mp \tau^\pm) < 1.02 \times 10^{-6}$.

KEYWORDS: LFV, Belle, KEKB

Contents

1	Introduction	1
2	Belle experiment	2
3	Reconstruction and event selection	2
4	Systematic uncertainty	6
5	Upper limit estimation	8
6	Summary	9

1 Introduction

The lepton flavor is one of the accidental symmetries of the Standard Model (SM). The observation of neutrino oscillation [1, 2] manifests the lepton flavor violation in the neutral lepton sector. In the minimal extension of the SM that explains neutrino oscillation [1, 2], the charged-lepton flavor violating (CLFV) transitions are mediated by W^\pm bosons and massive neutrinos. This makes CLFV decays to be heavily suppressed on the order of m_ν^2/m_W^2 such as the branching fraction $\mathcal{B}(\mu \rightarrow e\gamma) \sim 10^{-54}$ [3, 4]. Various new physics models, namely leptoquark and supersymmetry, allow enhanced decay rates for CLFV transitions [5, 6]. Therefore, the observation of enhanced charged lepton flavor violation would be clear evidence for new physics. The experimental limit on the two-body CLFV quarkonium decay provides complementary constraints on the Wilson coefficients of the effective Lagrangian of new physics models [7].

CLEO and BaBar studied the CLFV $\Upsilon(nS)$ ($n = 1, 2, 3$) decay modes [8, 9], and recently Belle searched for $\Upsilon(1S) \rightarrow \ell^\mp \ell'^\pm$ and $\Upsilon(1S) \rightarrow \gamma \ell^\mp \ell'^\pm$ ($\ell = e, \mu; \ell' = e, \mu, \tau$) decay modes [10]. In this paper, we present a search for the CLFV $\Upsilon(2S) \rightarrow \ell^\mp \tau^\pm$ decays using 25 fb^{-1} of the data collected at the $\Upsilon(2S)$ resonance with the Belle detector [11, 12] at the KEKB asymmetric-energy e^+e^- collider [13, 14]. The current most stringent upper limits for CLFV $\Upsilon(2S)$ decays are $\mathcal{B}(\Upsilon(2S) \rightarrow \mu^\mp \tau^\pm) < 3.3 \times 10^{-6}$ and $\mathcal{B}(\Upsilon(2S) \rightarrow e^\mp \tau^\pm) < 3.2 \times 10^{-6}$ as set by BaBar [9].

2 Belle experiment

The Belle detector is a large solid-angle magnetic spectrometer that is comprised of a silicon vertex detector (SVD), a 50-layer central drift chamber (CDC), an array of aerogel threshold Cherenkov counters (ACC), a barrel-like arrangement of time-of-flight scintillation counters (TOF), and an electromagnetic calorimeter (ECL) composed of 8736 CsI(Tl) crystals, all located inside a superconducting solenoid providing a magnetic field of 1.5 T. An iron flux-return yoke placed outside the solenoid coil is instrumented with resistive plate chambers to detect K_L^0 mesons and muons (KLM). Belle has accumulated the world's largest data sample of e^+e^- collision at the center-of-mass (c.m.) energy of 10.02 GeV, which corresponds to 158 million $\Upsilon(2S)$ decays.

We perform the background study and the optimization of selection criteria using Monte Carlo (MC) simulated events. We use the EVTGEN [15] package to generate MC events, and the detector simulation is performed with GEANT-3 [16]. The analysis is performed in the B2BII software framework [17], which converts the Belle to Belle II data format. We generate 5 million signal MC events of $\Upsilon(2S) \rightarrow \ell^\mp \tau^\pm$. For background study, we use MC samples of $e^+e^- \rightarrow e^+e^-$ (Bhabha) [18], $e^+e^- \rightarrow \mu^+\mu^-$ [19, 20], $e^+e^- \rightarrow \tau^+\tau^-$ [19, 20], $e^+e^- \rightarrow e^+e^-\mu^+\mu^-$ [21], $e^+e^- \rightarrow e^+e^-e^+e^-$ [21], inclusive $\Upsilon(2S)$ decays [15, 22], and $e^+e^- \rightarrow q\bar{q}$ ($q = u, d, s, c$) processes generated with an initial state radiation (ISR) photon [15, 22] at the energy of the $\Upsilon(2S)$ resonance. They correspond to 25 fb^{-1} of integrated luminosity except for the sample of Bhabha events, which corresponds to 2.5 fb^{-1} of integrated luminosity.

3 Reconstruction and event selection

We search for decays $\Upsilon(2S) \rightarrow \ell_1^\mp \tau^\pm$ with $\tau^+ \rightarrow \ell_2^+ \nu_{\ell_2} \bar{\nu}_\tau$ or $\tau^+ \rightarrow \pi^+ \pi^0 \bar{\nu}_\tau$. Hereafter, the primary non-tau lepton is referred to as ℓ_1 and the lepton from τ as ℓ_2 , and charge conjugation is implied. Due to copious background contributions from Bhabha and $e^+e^- \rightarrow \mu^+\mu^-$ events, we do not take the combination of the same flavored ℓ_1 and ℓ_2 . These background components also have a large contribution to the channel with $\tau^+ \rightarrow \pi^+ \bar{\nu}_\tau$ owing to the pion misidentification, and we do not use this channel. Therefore, our search strategy includes only $\Upsilon(2S) \rightarrow \mu^\mp \tau^\pm$ with $\tau^+ \rightarrow e^+ \nu_e \bar{\nu}_\tau$ (μ - e mode) or $\tau^+ \rightarrow \pi^+ \pi^0 \bar{\nu}_\tau$ (μ - $\pi\pi^0$ mode), and $\Upsilon(2S) \rightarrow e^\mp \tau^\pm$ with $\tau^+ \rightarrow \mu^+ \nu_\mu \bar{\nu}_\tau$ (e - μ mode) or $\tau^+ \rightarrow \pi^+ \pi^0 \bar{\nu}_\tau$ (e - $\pi\pi^0$ mode).

We require the charged particles to originate from the interaction point (IP); their distances of closest approach from the IP must be within 2.0 cm in the transverse plane and within 5.0 cm along the beam direction. Charged particles are identified based on the information from various sub-detectors [23]. Muon candidates [24] are identified using a likelihood ratio $\mathcal{R}_\mu = \mathcal{L}_\mu / (\mathcal{L}_\mu + \mathcal{L}_\pi + \mathcal{L}_K)$, where \mathcal{L}_μ , \mathcal{L}_π , and

\mathcal{L}_K are the likelihoods for μ , π , and K based on the information from the KLM. All charged tracks satisfying $\mathcal{R}_\mu > 0.8$ are identified as muons with an efficiency of above 70% and a misidentification rate of less than 3%. An analogous likelihood ratio \mathcal{R}_e is defined for electrons [25], based on the specific ionization from the CDC, the ratio of the energy deposited in the ECL to the momentum measured by the CDC and SVD combined, the shower shape in the ECL, hit information from the ACC, and matching between the position of the charged track and the ECL cluster. We require $\mathcal{R}_e > 0.8$ to distinguish electrons from charged hadrons with an efficiency of above 90% and a misidentification rate of less than 3%. The energy loss of an electron via bremsstrahlung is recovered by adding back the energy of each photon found within 50 mrad of the direction of the electron track into the latter momentum. For charged pions, we use a binary likelihood ratio $\mathcal{R}(\pi|K) = \mathcal{L}_\pi/(\mathcal{L}_\pi + \mathcal{L}_K)$ where \mathcal{L}_π and \mathcal{L}_K are the likelihoods for π and K , respectively determined from the specific ionization in the CDC, information from the TOF, and response of the ACC. We require $\mathcal{R}(\pi|K) > 0.6$ to identify charged pions that are above 87% efficient with a kaon misidentification rate of less than 5%.

Neutral pions (π^0) are reconstructed from photon pairs detected as ECL clusters without associated charged particles. The energy of each photon is required to be: greater than 50 MeV if detected in the barrel ($32.2^\circ < \theta < 128.7^\circ$), greater than 100 MeV if detected in the forward endcap ($12.4^\circ < \theta < 31.4^\circ$), and greater than 150 MeV if detected in the backward endcap ($130.7^\circ < \theta < 155.1^\circ$), where θ is the polar angle with respect to the direction opposite to the e^+ beam. The invariant mass of each photon pair is required to be within 125 and 145 MeV/ c^2 , corresponding to three standard deviations ($\pm 3\sigma$) in the π^0 mass resolution [26].

As signal events have only two charged particles, they do not always pass the online trigger condition. The effect of finite trigger rate is studied with a trigger simulation, and only events passing the trigger simulation are chosen for simulated samples. Events of μ - e , μ - $\pi\pi^0$, and e - μ modes are mostly selected online by a trigger with two tracks and a KLM hit; in addition, ECL energy and cluster triggers contribute to the μ - e and μ - $\pi\pi^0$ modes. The e - $\pi\pi^0$ mode relies only on the ECL cluster trigger. We also apply the following selections used for τ -pair events: $2 \leq N_{\text{trk}} \leq 8$, where N_{trk} is the number of good charged tracks; the sum of the charge of the tracks is between -2 and 2 ; the maximum transverse momentum of the tracks is greater than 0.5 GeV/ c ; the sum of ECL energy associated with tracks is less than 5.3 GeV when $2 \leq N_{\text{trk}} \leq 4$ and the number of tracks in the barrel is less than 2 [27].

The signature of $\Upsilon(2S) \rightarrow \ell_1^\mp \tau^\pm$ signal is a high-momentum lepton ℓ_1 of momentum around 4.85 GeV/ c in the c.m. frame. We take the highest momentum lepton in an event as ℓ_1 . For the μ - e and e - μ modes, we consider a secondary lepton ℓ_2 with momentum in the c.m. frame (p_2^*) to be greater than 0.5 GeV/ c . For the μ - $\pi\pi^0$ and e - $\pi\pi^0$ modes, we combine a π^+ with $0.3 < p_{\pi^+}^* < 4.0$ GeV/ c and a π^0 with $p_{\pi^0}^* > 0.4$ GeV/ c , where $p_{\pi^+}^*$ and $p_{\pi^0}^*$ are the π^+ and π^0 momenta in the c.m. frame,

and require that their invariant masses lie between 0.5 and 1.0 GeV/ c^2 . In the search for $\Upsilon(2S) \rightarrow e^\mp \tau^\pm$, we require the total visible energy of the event in the c.m. frame (E_{vis}^*), which is the sum of the energy of all neutral clusters and charged tracks, to be less than 9.8 GeV in order to suppress the background from Bhabha events.

Figure 1 shows the p_1^* distributions, where p_1^* is the momentum of ℓ_1 in the c.m. frame with the selections mentioned above. The signal region is chosen to be $4.78 < p_1^* < 4.93$ GeV/ c , which corresponds to 2σ around the expected p_1^* that peaks at 4.85 GeV/ c . The signal reconstruction efficiencies after the aforementioned selection criteria are 8.6% (μ - e), 8.3% (μ - $\pi\pi^0$), 5.9% (e - μ), and 4.9% (e - $\pi\pi^0$). After the initial selections, the dominant background contribution comes from the Bhabha, $e^+e^- \rightarrow \mu^+\mu^-$, $e^+e^- \rightarrow \tau^+\tau^-$, and $e^+e^- \rightarrow e^+e^-\mu^+\mu^-$ samples. The distribution for e - $\pi\pi^0$ has a large discrepancy between the data and MC sample, which may be due to an imperfect simulation of Bhabha events.

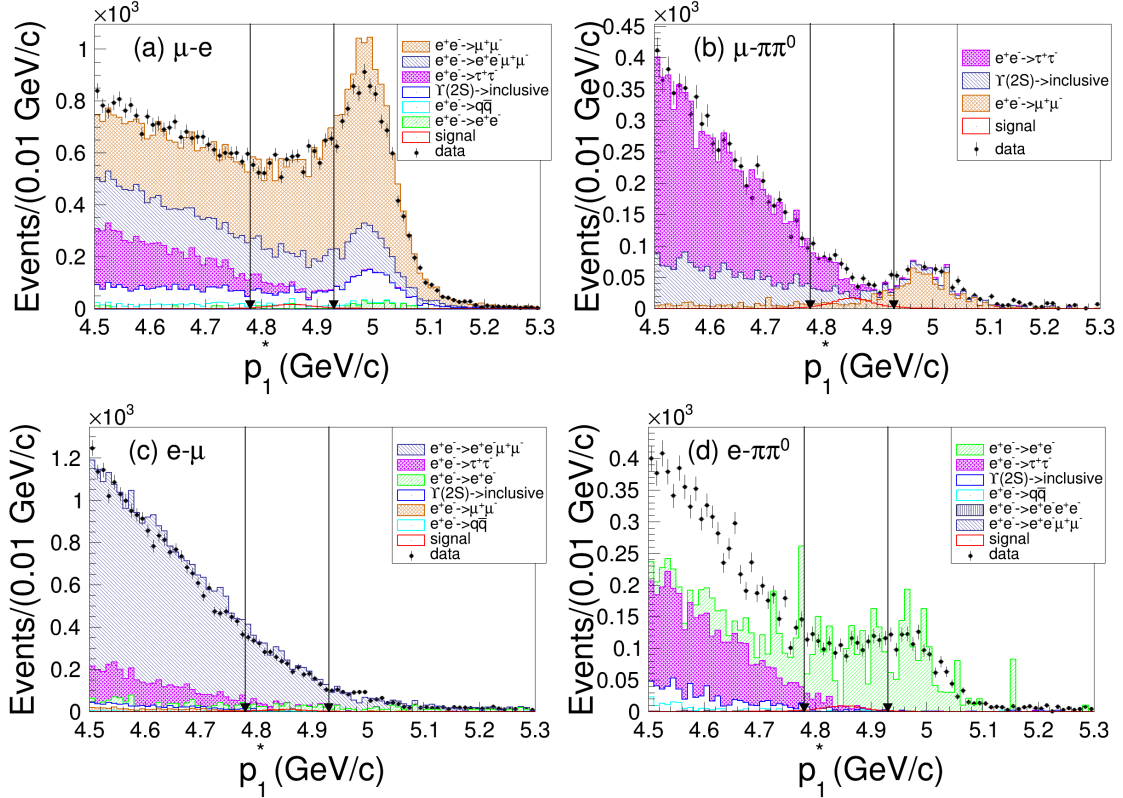


Figure 1. Distributions of p_1^* without the FastBDT output requirement for (a) μ - e , (b) μ - $\pi\pi^0$, (c) e - μ , and (d) e - $\pi\pi^0$. The downward arrows represent the signal window and we assume a high signal branching fraction $\mathcal{B} = 1 \times 10^{-5}$ to make that component visible.

A multivariate analysis (MVA) is performed to suppress the background further. We form a FastBDT [28] classifier trained with simulated samples using E_{ECL} , E_{vis}^* , M_{miss}^{*2} , $\cos \theta_{12}^*$, and $\cos \theta_{\text{miss}}^*$ as input discriminating variables. Here, E_{ECL} is the sum

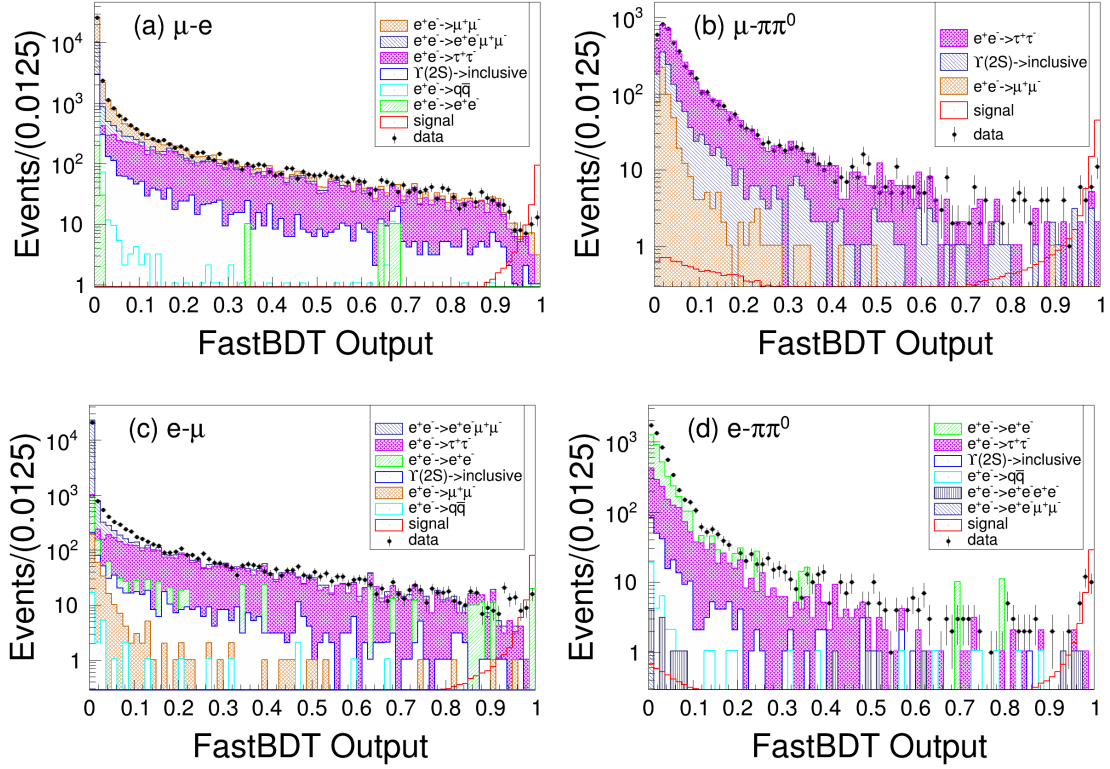


Figure 2. Distributions of $\mathcal{O}_{\text{FBDT}}$ for (a) μ - e , (b) μ - $\pi\pi^0$, (c) e - μ , and (d) e - $\pi\pi^0$ on a semi-logarithmic scale. The signal component assumes $\mathcal{B} = 1 \times 10^{-5}$.

of the energy of neutral ECL clusters that are related to the particles in the rest of the event in the lab frame, M_{miss}^{*2} is the invariant-mass squared of the missing momentum in the c.m. frame, $\cos\theta_{12}^*$ is the cosine of the angle between p_1^* and p_2^* for μ - e and e - μ modes or between p_1^* and $p_{\pi^+}^* + p_{\pi^0}^*$ for μ - $\pi\pi^0$ and e - $\pi\pi^0$ modes in the c.m. frame, and $\cos\theta_{\text{miss}}^*$ is the cosine of the polar angle of the missing momentum in the c.m. frame. We require $4.5 < p_1^* < 5.3$ GeV/ c for the MVA training.

Figure 2 shows the output of the FastBDT classifier $\mathcal{O}_{\text{FBDT}}$, which ranges from 0.0, for background-like events, to 1.0, for signal-like events. There exists a small discrepancy between data and background MC distributions at high $\mathcal{O}_{\text{FBDT}}$, which may be partly due to an imperfect simulation of Bhabha events. Since the background components do not peak in the signal region, it does not introduce any bias in the signal yield.

We use the figure-of-merit [29] defined as $\epsilon_{\text{sig}}/(3/2 + \sqrt{B})$, where ϵ_{sig} is the signal reconstruction efficiency and B is the expected number of background events, to optimize the $\mathcal{O}_{\text{FBDT}}$ selection. The optimization is done separately for all four modes and then we require $\mathcal{O}_{\text{FBDT}} > 0.94$ for all modes, which rejects $\sim 100\%$, 86% , 73% , and $\sim 100\%$ of the background events retaining 86% , 61% , 89% , and 60% of

the signal events for the μ - e , μ - $\pi\pi^0$, e - μ , and e - $\pi\pi^0$ modes, respectively. The average number of candidates in an event is 1.0 for the μ - e and e - μ modes and 1.6 for μ - $\pi\pi^0$ and e - $\pi\pi^0$ modes. If there are multiple candidates in an event, we retain the one with the highest $\mathcal{O}_{\text{FBDT}}$ value. The signal reconstruction efficiencies after the selection on $\mathcal{O}_{\text{FBDT}}$ are 7.4%, 3.6%, 5.3%, and 2.0% for the μ - e , μ - $\pi\pi^0$, e - μ , and e - $\pi\pi^0$ modes, respectively. Figure 3 shows the p_1^* distributions for each mode after all the selection criteria. We find three events for $\Upsilon(2S) \rightarrow \mu^\mp \tau^\pm$ and nine events for $\Upsilon(2S) \rightarrow e^\mp \tau^\pm$ modes in the p_1^* signal region in the data.

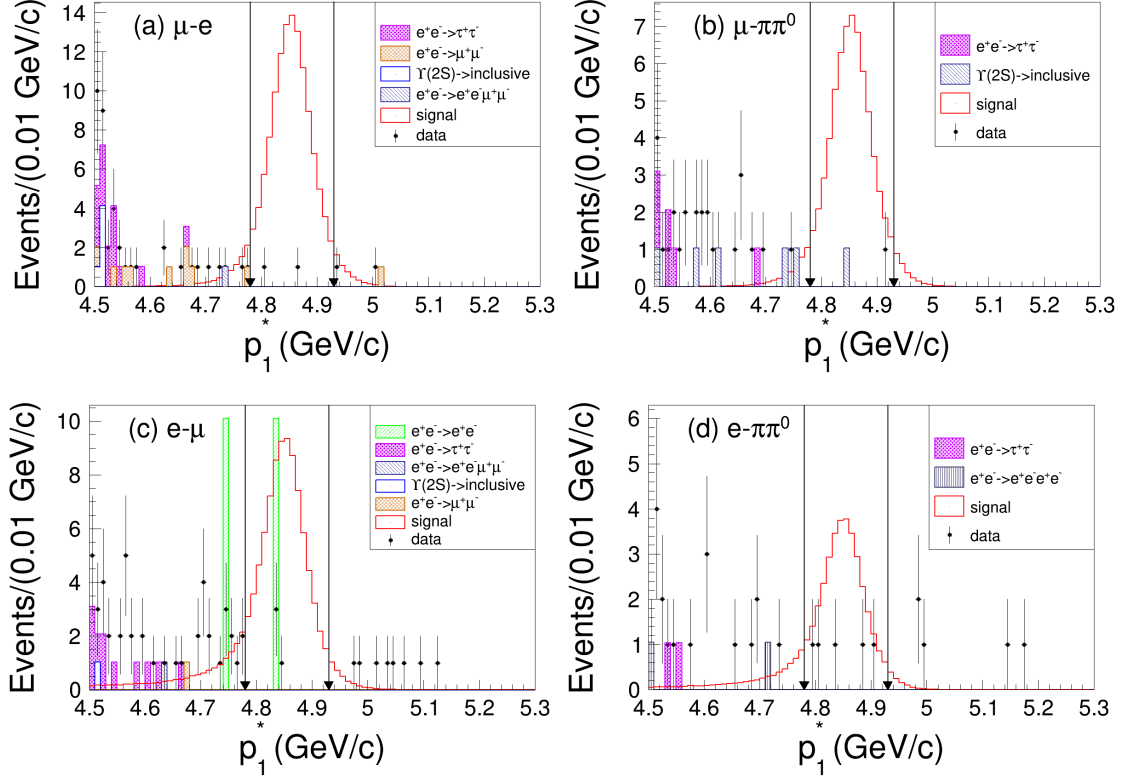


Figure 3. Distributions of p_1^* with the FastBDT output requirement, $\mathcal{O}_{\text{FBDT}} > 0.94$ for (a) μ - e , (b) μ - $\pi\pi^0$, (c) e - μ , and (d) e - $\pi\pi^0$. The downward arrows represent the signal window and the signal component assumes $\mathcal{B} = 1 \times 10^{-5}$.

4 Systematic uncertainty

Table 1 summarizes the systematic uncertainty from various sources. The number of $\Upsilon(2S)$ ($N_{\Upsilon(2S)}$) is estimated to be $(157.8 \pm 3.6) \times 10^6$ with an uncertainty of 2.3%. The systematic uncertainty on the track finding efficiency is estimated to be 0.35% per track from the study of partially reconstructed $D^{*+} \rightarrow D^0 \pi^+$, $D^0 \rightarrow K_S^0 \pi^+ \pi^-$, $K_S^0 \rightarrow \pi^+ \pi^-$ decays.

Table 1. Summary of systematic uncertainties.

Source	Systematic uncertainty (%)	
	$\Upsilon(2S) \rightarrow \mu^\mp \tau^\pm$	$\Upsilon(2S) \rightarrow e^\mp \tau^\pm$
Number of $\Upsilon(2S)$	2.3	2.3
Tracking	0.7	0.7
Particle identification and π^0 reconstruction	3.4	3.3
τ branching fraction	0.2	0.2
MVA selection	5.1	5.0
Trigger	2.5	10.7
Total	7.0	12.5

The systematic uncertainty due to lepton identification is studied using the control samples of $J/\psi \rightarrow \ell\ell$ and $e^+e^- \rightarrow e^+e^-\gamma^*\gamma^* \rightarrow e^+e^-\ell^+\ell^-$. The systematic uncertainty due to charged pion identification is studied using $D^{*+} \rightarrow D^0\pi^+$, $D^0 \rightarrow K^-\pi^+$ decays. The systematic uncertainty due to π^0 reconstruction is determined to be 2.3% from the study on $\tau^- \rightarrow \pi^-\pi^0\nu_\tau$ decays. After combining these uncertainties considering the efficiency for each τ decay channel, we obtain that the uncertainty from $\Upsilon(2S) \rightarrow \mu^\mp \tau^\pm$ ($\Upsilon(2S) \rightarrow e^\mp \tau^\pm$) from particle identification and π^0 reconstruction to be 3.4% (3.3%). The systematic uncertainty from τ branching fraction is 0.2% (0.2%) for $\Upsilon(2S) \rightarrow \mu^\mp \tau^\pm$ ($\Upsilon(2S) \rightarrow e^\mp \tau^\pm$).

We use the control sample $\Upsilon(2S) \rightarrow \Upsilon(1S)\pi^+\pi^-$, $\Upsilon(1S) \rightarrow \ell^-\ell^+$ to estimate the systematic uncertainty from MVA. We require $0.25 < M_{\pi^+\pi^-} < 0.35$ GeV/ c^2 , where $M_{\pi^+\pi^-}$ is the invariant mass of the two charged pions. We form a FastBDT classifier from the input variables \hat{E}_{vis}^* , \hat{E}_{miss}^* , E_{ECL} , and $\cos\theta_{\text{miss}}^*$, where \hat{E}_{vis}^* and \hat{E}_{miss}^* are the visible energy and missing energy calculated neglecting the positively charged lepton from $\Upsilon(1S)$ in order to mimic the topology of the signal $\Upsilon(2S) \rightarrow \ell^\mp \tau^\pm$ event. The FastBDT classifier is retrained using the simulated control sample applying the selection $9.3 < M_{\ell^-\ell^+} < 9.7$ GeV/ c^2 , where $M_{\ell^-\ell^+}$ is the dilepton invariant mass. We only select the best candidate with the highest $\mathcal{O}_{\text{FBDT}}$ as mentioned earlier. We extract the signal yields from an unbinned maximum likelihood fit to $M_{\ell^-\ell^+}$ with and without the FastBDT selection, for the data and MC samples. For the data, the FastBDT selection efficiency including the best candidate is estimated to be $(11.5 \pm 0.48)\%$ and $(14.5 \pm 0.32)\%$ for the muon and electron mode, respectively, and the corresponding numbers for the MC samples are $(11.3 \pm 0.25)\%$ and $(14.0 \pm 0.26)\%$. We take the quadratic sum of the data and MC uncertainty, i.e., 5.0% and 5.1% respectively for $\Upsilon(2S) \rightarrow \mu^\mp \tau^\pm$ and $\Upsilon(2S) \rightarrow e^\mp \tau^\pm$ modes, as the systematic uncertainty due to MVA.

The trigger efficiency for signal events that pass all the selection criteria is es-

estimated to be 97.5% (89.3%) for $\Upsilon(2S) \rightarrow \mu^\mp \tau^\pm$ ($\Upsilon(2S) \rightarrow e^\mp \tau^\pm$) from the trigger simulation. The efficiency for the electron mode is lower than for the muon mode because the former mainly relies on a single trigger condition (two tracks with a KLM hit for $e\text{-}\mu$ and ECL cluster trigger for $e\text{-}\pi\pi^0$ as described in Sec. 3). We take the difference from unity, i.e., 2.5% (10.7%) as the systematic uncertainty for $\Upsilon(2S) \rightarrow \mu^\mp \tau^\pm$ ($\Upsilon(2S) \rightarrow e^\mp \tau^\pm$).

Taking a quadratic sum, the total systematic uncertainty is 7.0% (12.5%) for $\Upsilon(2S) \rightarrow \mu^\mp \tau^\pm$ ($\Upsilon(2S) \rightarrow e^\mp \tau^\pm$) decay modes.

5 Upper limit estimation

We obtain the branching fractions using $\mathcal{B} = (N_{\text{obs}} - N_{\text{exp}}^{\text{bkg}})/(\epsilon_{\text{sig}} N_{\Upsilon(2S)})$, where N_{obs} is the number of observed events and $N_{\text{exp}}^{\text{bkg}}$ is the expected number of background events. We estimate $N_{\text{exp}}^{\text{bkg}}$ by $N_{\text{data}}^{\text{SB}} \times N_{\text{MC}}/N_{\text{MC}}^{\text{SB}}$, where $N_{\text{data}}^{\text{SB}}$ and $N_{\text{MC}}^{\text{SB}}$ are the numbers of data and MC events in the sideband defined as $4.5 < p_1^* < 4.7$ GeV/ c or $5.0 < p_1^* < 5.3$ GeV/ c , and N_{MC} is the number of MC events in the signal region. We apply a loose selection of $\mathcal{O}_{\text{FBDT}} > 0.4$ to estimate $N_{\text{MC}}^{\text{SB}}$ and N_{MC} , rather than the standard selection $\mathcal{O}_{\text{FBDT}} > 0.94$, and obtain the nominal value of $N_{\text{exp}}^{\text{bkg}} = 3.6 \pm 1.2$ for $\Upsilon(2S) \rightarrow \mu^\mp \tau^\pm$ and $N_{\text{exp}}^{\text{bkg}} = 4.6 \pm 2.1$ for $\Upsilon(2S) \rightarrow e^\mp \tau^\pm$. We also estimate $N_{\text{exp}}^{\text{bkg}}$ requiring $\mathcal{O}_{\text{FBDT}} > 0.2$ for $N_{\text{MC}}^{\text{SB}}$ and N_{MC} , and take the difference from the nominal value of $N_{\text{exp}}^{\text{bkg}}$, 0.48 and 0.26 for the $\Upsilon(2S) \rightarrow \mu^\mp \tau^\pm$ and $\Upsilon(2S) \rightarrow e^\mp \tau^\pm$ modes, respectively as a systematic uncertainty of $N_{\text{exp}}^{\text{bkg}}$. As a result, we obtain $N_{\text{exp}}^{\text{bkg}} = 3.6 \pm 1.2$ for $\Upsilon(2S) \rightarrow \mu^\mp \tau^\pm$ and $N_{\text{exp}}^{\text{bkg}} = 4.6 \pm 2.1$ for $\Upsilon(2S) \rightarrow e^\mp \tau^\pm$ modes.

We find $N_{\text{obs}} = 3$ for $\Upsilon(2S) \rightarrow \mu^\mp \tau^\pm$, which is consistent with the expectation, and $N_{\text{obs}} = 9$ for $\Upsilon(2S) \rightarrow e^\mp \tau^\pm$, which is larger than the expectation by twice the standard deviation. We calculate the upper limits on branching fractions at 90% confidence level (CL) using the POLE program [30, 31]. The estimated upper limits are $\mathcal{B}(\Upsilon(2S) \rightarrow \mu^\mp \tau^\pm) < 0.26 \times 10^{-6}$ and $\mathcal{B}(\Upsilon(2S) \rightarrow e^\mp \tau^\pm) < 1.02 \times 10^{-6}$ as listed in Table 2. We obtain 13 (3) times better upper limits for $\Upsilon(2S) \rightarrow \mu^\mp \tau^\pm$ ($\Upsilon(2S) \rightarrow e^\mp \tau^\pm$) as compared to previous results from BaBar [9]. This is the first measurement on CLFV $\Upsilon(2S)$ decays from Belle.

Table 2. Final results for $\Upsilon(2S) \rightarrow \mu^\mp \tau^\pm$ and $\Upsilon(2S) \rightarrow e^\mp \tau^\pm$ modes.

Modes	ϵ_{sig} (%)	$N_{\text{exp}}^{\text{bkg}}$	N_{obs}	\mathcal{B} @ 90% CL
$\Upsilon(2S) \rightarrow \mu^\mp \tau^\pm$	11.0 ± 0.8	3.6 ± 1.2	3	$< 0.26 \times 10^{-6}$
$\Upsilon(2S) \rightarrow e^\mp \tau^\pm$	7.3 ± 0.9	4.6 ± 2.1	9	$< 1.02 \times 10^{-6}$

6 Summary

In this paper, we have conducted a search for charged-lepton flavor violation in $\Upsilon(2S) \rightarrow \ell^\mp \tau^\pm$ decays using 25 fb^{-1} data collected at the $\Upsilon(2S)$ resonance with the Belle detector. Without any evidence for such a signal, we set the upper limits on the branching fractions at 90% CL on $\Upsilon(2S)$ decays. Table 2 summarizes the results obtained for these decays. Our upper limits are more stringent than the previous world’s best results from the BaBar collaboration [9].

Acknowledgments

This work, based on data collected using the Belle detector, which was operated until June 2010, was supported by the Ministry of Education, Culture, Sports, Science, and Technology (MEXT) of Japan, the Japan Society for the Promotion of Science (JSPS), and the Tau-Lepton Physics Research Center of Nagoya University; the Australian Research Council including grants DP180102629, DP170102389, DP170102204, DE220100462, DP150103061, FT130100303; Austrian Federal Ministry of Education, Science and Research (FWF) and FWF Austrian Science Fund No. P 31361-N36; the National Natural Science Foundation of China under Contracts No. 11675166, No. 11705209; No. 11975076; No. 12135005; No. 12175041; No. 12161141008; Key Research Program of Frontier Sciences, Chinese Academy of Sciences (CAS), Grant No. QYZDJ-SSW-SLH011; Project ZR2022JQ02 supported by Shandong Provincial Natural Science Foundation; the Ministry of Education, Youth and Sports of the Czech Republic under Contract No. LTT17020; the Czech Science Foundation Grant No. 22-18469S; Horizon 2020 ERC Advanced Grant No. 884719 and ERC Starting Grant No. 947006 “InterLeptons” (European Union); the Carl Zeiss Foundation, the Deutsche Forschungsgemeinschaft, the Excellence Cluster Universe, and the VolkswagenStiftung; the Department of Atomic Energy (Project Identification No. RTI 4002) and the Department of Science and Technology of India; the Istituto Nazionale di Fisica Nucleare of Italy; National Research Foundation (NRF) of Korea Grant Nos. 2016R1D1A1B02012900, 2018R1A2B3003643, 2018R1A6A1A06024970, RS202200197659, 2019R1I1A3A01058933, 2021R1A6A1A-03043957, 2021R1F1A1060423, 2021R1F1A1064008, 2022R1A2C1003993; Radiation Science Research Institute, Foreign Large-size Research Facility Application Supporting project, the Global Science Experimental Data Hub Center of the Korea Institute of Science and Technology Information and KREONET/GLORIAD; the Polish Ministry of Science and Higher Education and the National Science Center; the Ministry of Science and Higher Education of the Russian Federation, Agreement 14.W03.31.0026, and the HSE University Basic Research Program, Moscow; University of Tabuk research grants S-1440-0321, S-0256-1438, and S-0280-1439 (Saudi Arabia); the Slovenian Research Agency Grant Nos. J1-9124 and P1-0135; Ikerbasque,

Basque Foundation for Science, Spain; the Swiss National Science Foundation; the Ministry of Education and the Ministry of Science and Technology of Taiwan; and the United States Department of Energy and the National Science Foundation. These acknowledgements are not to be interpreted as an endorsement of any statement made by any of our institutes, funding agencies, governments, or their representatives. We thank the KEKB group for the excellent operation of the accelerator; the KEK cryogenics group for the efficient operation of the solenoid; and the KEK computer group and the Pacific Northwest National Laboratory (PNNL) Environmental Molecular Sciences Laboratory (EMSL) computing group for strong computing support; and the National Institute of Informatics, and Science Information NETwork 6 (SINET6) for valuable network support. S.N. is supported by JSPS KAKENHI grant JP17K05474, JP23K03442.

References

- [1] SUPER-KAMIOKANDE collaboration, *Evidence for oscillation of atmospheric neutrinos*, *Phys. Rev. Lett.* **81** (1998) 1562 [[hep-ex/9807003](#)].
- [2] SNO collaboration, *Direct evidence for neutrino flavor transformation from neutral current interactions in the Sudbury Neutrino Observatory*, *Phys. Rev. Lett.* **89** (2002) 011301 [[nucl-ex/0204008](#)].
- [3] M. Raidal et al., *Flavour physics of leptons and dipole moments*, *Eur. Phys. J. C* **57** (2008) 13 [[0801.1826](#)].
- [4] A.M. Teixeira, *Theoretical aspects of charged Lepton Flavour Violation*, *J. Phys. Conf. Ser.* **888** (2017) 012029 [[1612.05561](#)].
- [5] H. Georgi and S.L. Glashow, *Unity of All Elementary Particle Forces*, *Phys. Rev. Lett.* **32** (1974) 438.
- [6] J.C. Pati and A. Salam, *Lepton Number as the Fourth Color*, *Phys. Rev. D* **10** (1974) 275.
- [7] D.E. Hazard and A.A. Petrov, *Lepton flavor violating quarkonium decays*, *Phys. Rev. D* **94** (2016) 074023 [[1607.00815](#)].
- [8] CLEO collaboration, *Search for Lepton Flavor Violation in Upsilon Decays*, *Phys. Rev. Lett.* **101** (2008) 201601 [[0807.2695](#)].
- [9] BABAR collaboration, *Search for Charged Lepton Flavor Violation in Narrow Upsilon Decays*, *Phys. Rev. Lett.* **104** (2010) 151802 [[1001.1883](#)].
- [10] BELLE collaboration, *Search for charged lepton flavor violating decays of $\Upsilon(1S)$* , *JHEP* **05** (2022) 095 [[2201.09620](#)].
- [11] BELLE collaboration, *The Belle Detector*, *Nucl. Instrum. Meth. A* **479** (2002) 117.
- [12] BELLE collaboration, *Physics Achievements from the Belle Experiment*, *PTEP* **2012** (2012) 04D001 [[1212.5342](#)].

- [13] K. Akai et al., *Commissioning of KEKB*, *Nucl. Instrum. Meth. A* **499** (2003) 191.
- [14] T. Abe et al., *Achievements of KEKB*, *PTEP* **2013** (2013) 03A001.
- [15] D.J. Lange, *The EvtGen particle decay simulation package*, *Nucl. Instrum. Meth. A* **462** (2001) 152.
- [16] R. Brun, F. Bruyant, M. Maire, A.C. McPherson and P. Zancarini, *GEANT 3: user's guide Geant 3.10, Geant 3.11; rev. version*, CERN, Geneva (1987).
- [17] M. Gelb et al., *B2BII: Data Conversion from Belle to Belle II*, *Comput. Softw. Big Sci.* **2** (2018) 9 [[1810.00019](#)].
- [18] C.M. Carloni Calame, G. Montagna, O. Nicrosini and F. Piccinini, *The BABAYAGA event generator*, *Nucl. Phys. B Proc. Suppl.* **131** (2004) 48 [[hep-ph/0312014](#)].
- [19] S. Jadach, B.F.L. Ward and Z. Was, *The Precision Monte Carlo event generator K K for two fermion final states in e^+e^- collisions*, *Comput. Phys. Commun.* **130** (2000) 260 [[hep-ph/9912214](#)].
- [20] S. Jadach, B.F.L. Ward and Z. Was, *Coherent exclusive exponentiation for precision monte carlo calculations*, *Phys. Rev. D* **63** (2001) 113009.
- [21] F.A. Berends, P.H. Daverveldt and R. Kleiss, *Monte Carlo Simulation of Two Photon Processes. 2. Complete Lowest Order Calculations for Four Lepton Production Processes in electron Positron Collisions*, *Comput. Phys. Commun.* **40** (1986) 285.
- [22] G. Montagna, *Radiative corrections and Monte Carlo generators for physics at flavor factories*, *EPJ Web Conf.* **118** (2016) 01022.
- [23] E. Nakano, *Belle PID*, *Nucl. Instrum. Meth. A* **494** (2002) 402.
- [24] A. Abashian et al., *Muon identification in the Belle experiment at KEKB*, *Nucl. Instrum. Meth. A* **491** (2002) 69.
- [25] K. Hanagaki, H. Kakuno, H. Ikeda, T. Iijima and T. Tsukamoto, *Electron identification in Belle*, *Nucl. Instrum. Meth. A* **485** (2002) 490 [[hep-ex/0108044](#)].
- [26] R.L. Workman et al., *Review of Particle Physics*, *PTEP* **2022** (2022) 083C01.
- [27] BELLE collaboration, *Search for lepton-number- and baryon-number-violating tau decays at Belle*, *Phys. Rev. D* **102** (2020) 111101 [[2010.15361](#)].
- [28] T. Keck, *FastBDT: A Speed-Optimized Multivariate Classification Algorithm for the Belle II Experiment*, *Comput. Softw. Big Sci.* **1** (2017) 2.
- [29] G. Punzi, *Sensitivity of searches for new signals and its optimization*, *eConf C030908* (2003) MODT002 [[physics/0308063](#)].
- [30] J. Conrad, O. Botner, A. Hallgren and C. Perez de los Heros, *Including systematic uncertainties in confidence interval construction for Poisson statistics*, *Phys. Rev. D* **67** (2003) 012002 [[hep-ex/0202013](#)].
- [31] <https://github.com/ftegenfe/polepp>.