

Experimental Limits on Solar Reflected Dark Matter with a New Approach on Accelerated Dark Matter-Electron Analysis in Semiconductors

Z. Y. Zhang,¹ L. T. Yang,^{1,*} Q. Yue,^{1,†} K. J. Kang,¹ Y. J. Li,¹ H. P. An,^{1,2} Greeshma C.,^{3,‡} J. P. Chang,⁴ Y. H. Chen,⁵ J. P. Cheng,^{1,6} W. H. Dai,¹ Z. Deng,¹ C. H. Fang,⁷ X. P. Geng,¹ H. Gong,¹ Q. J. Guo,⁸ T. Guo,¹ X. Y. Guo,⁵ L. He,⁴ S. M. He,⁵ J. W. Hu,¹ H. X. Huang,⁹ T. C. Huang,¹⁰ L. Jiang,¹ S. Karmakar,^{3,‡} H. B. Li,^{3,‡} H. Y. Li,⁷ J. M. Li,¹ J. Li,¹ Q. Y. Li,⁷ R. M. J. Li,⁷ X. Q. Li,¹¹ Y. L. Li,¹ Y. F. Liang,¹ B. Liao,⁶ F. K. Lin,^{3,‡} S. T. Lin,⁷ J. X. Liu,¹ S. K. Liu,⁷ Y. D. Liu,⁶ Y. Liu,⁷ Y. Y. Liu,⁶ H. Ma,¹ Y. C. Mao,⁸ Q. Y. Nie,¹ J. H. Ning,⁵ H. Pan,⁴ N. C. Qi,⁵ J. Ren,⁹ X. C. Ruan,⁹ M. K. Singh,^{3,12,‡} T. X. Sun,⁶ C. J. Tang,⁷ Y. Tian,¹ G. F. Wang,⁶ J. Z. Wang,¹ L. Wang,¹³ Q. Wang,^{1,2} Y. F. Wang,¹ Y. X. Wang,⁸ H. T. Wong,^{3,‡} S. Y. Wu,⁵ Y. C. Wu,¹ H. Y. Xing,⁷ R. Xu,¹ Y. Xu,¹¹ T. Xue,¹ Y. L. Yan,⁷ N. Yi,¹ C. X. Yu,¹¹ H. J. Yu,⁴ J. F. Yue,⁵ M. Zeng,¹ Z. Zeng,¹ B. T. Zhang,¹ F. S. Zhang,⁶ L. Zhang,⁷ Z. H. Zhang,¹ J. Z. Zhao,¹ K. K. Zhao,⁷ M. G. Zhao,¹¹ J. F. Zhou,⁵ Z. Y. Zhou,⁹ and J. J. Zhu⁷

(CDEX Collaboration)

¹Key Laboratory of Particle and Radiation Imaging (Ministry of Education) and Department of Engineering Physics, Tsinghua University, Beijing 100084

²Department of Physics, Tsinghua University, Beijing 100084

³Institute of Physics, Academia Sinica, Taipei 11529

⁴NUCTECH Company, Beijing 100084

⁵YaLong River Hydropower Development Company, Chengdu 610051

⁶College of Nuclear Science and Technology, Beijing Normal University, Beijing 100875

⁷College of Physics, Sichuan University, Chengdu 610065

⁸School of Physics, Peking University, Beijing 100871

⁹Department of Nuclear Physics, China Institute of Atomic Energy, Beijing 102413

¹⁰Sino-French Institute of Nuclear and Technology, Sun Yat-sen University, Zhuhai 519082

¹¹School of Physics, Nankai University, Tianjin 300071

¹²Department of Physics, Banaras Hindu University, Varanasi 221005

¹³Department of Physics, Beijing Normal University, Beijing 100875

(Dated: October 18, 2023)

Recently a Dark Matter-electron (DM-e) paradigm has drawn much attention. Models beyond the Standard Halo Model describing DM accelerated by high energy celestial bodies are under intense examination as well. In this letter, a Velocity Component Analysis method dedicated to swift analysis of Accelerated DM-electron interactions via semiconductor detectors is proposed and the first HPGe detector-based Accelerated DM-electron analysis is realized. Utilizing the method, the first germanium based constraint on sub-GeV Solar Reflected DM-electron interaction is presented with the 205.4 kg-day dataset from the CDEX-10 experiment. In the heavy mediator scenario, the result excels in the mass range of 5–15 keV/ c^2 , achieving a three orders of magnitude improvement comparing with previous semiconductor experiments. In the light mediator scenario, the strongest constraint for DM lighter than 0.1 MeV/ c^2 is presented. The result proves the feasibility and demonstrates the vast potential of the Velocity Component Analysis technique in future Accelerated DM-electron analysis with semiconductor detectors.

Introduction.— The enigma of Dark Matter (DM, denoted as χ) remains a prevailing mystery in contemporary physics, potentially holding the key to understanding the nature and origin of the Universe [1]. Previously, experiments probing DM within the mass range from GeV/ c^2 to TeV/ c^2 via DM-nucleus (χ - N) scattering have been carried out extensively, such as XENON [2], LUX-ZEPLIN [3], PandaX [4], DarkSide [5], SuperCDMS [6] and CDEX [7–17]. Recently, the DM-electron (χ - e) scattering paradigm has drawn much attention. Comparing to nuclei, electrons can extract energy from light DM particles more efficiently, hence the probing ability improvement. Multiple experiments have conducted χ - e analysis and pushed the m_χ reach down to ~ 1 MeV/ c^2 [18–28]. However, no trace of DM has been observed so far.

Previous χ - e analyses were primarily dedicated to the DM described by the Standard Halo Model (SHM) [29, 30]. More recently, the significance of Accelerated Dark Matters has been recognized. Prior to reaching the detector, DM particles may potentially interact with high-energy celestial bodies such as the Sun [31–34], high-energy cosmic rays [15, 35–40], blazars [41, 42], supernovae [43–45], astrophysical neutrinos [46–49], atmospheric collisions [50, 51] or black holes [52, 53] and get accelerated, gaining sufficient energy to induce signals that surpass the detection threshold. This provides us with a good way to further enhance probing ability on χ - e interactions. These accelerated DM models are collectively referred as Accelerated DM.

For semiconductor detectors, calculations of Accelerated

ated DM-electron transition rates are considerably more complicated comparing to noble gases with well tabulated wave functions [54], entailing more dedicated calculation techniques.

In this letter, a novel method for Accelerated DM-electron interaction analysis on semiconductor detectors is proposed based on a modified version of the publicly available DFT calculation package EXCEED-DM [55]. The package was originally aimed at the DM described by the SHM with Maxwell-Boltzmann distribution [56]. In this work, we have modified it to analyze the detector response to DM with arbitrary analytical or numerical velocity distributions. Utilizing the approach, χ - e constraints are derived for Solar Reflected Dark Matter (SRDM) with the 205.4 kg-day dataset from High Purity Germanium (HPGe) detectors in CDEX-10 experiment [28].

Velocity Components Analysis method.— Comparing with noble gases, χ - e calculations in semiconductors are considerably more complicated. By analyzing matrix elements depending solely on \mathbf{q} , and assuming electron energy levels to be spin independent, the χ - e transition rate per target mass R is determined with:

$$R = \frac{2\pi\bar{\sigma}_e}{V\mu_{\chi e}^2 m_\chi \rho_T} \sum_{i,f} \int \frac{d^3q}{(2\pi)^3} \left(\frac{f_e}{f_e^0} \right)^2 F_{\text{DM}}^2 g(\mathbf{q}, \omega) |f_{i \rightarrow f}(\mathbf{q})|^2, \quad (1)$$

$$\bar{\sigma}_e = \frac{\mu_{\chi e}^2}{16\pi m_\chi^2 m_e^2} |\overline{\mathcal{M}(\mathbf{q}_0)}|^2, \quad f_{i \rightarrow f} = \int d^3x e^{i\mathbf{q} \cdot \mathbf{x}} \psi_f^*(\mathbf{x}) \psi_i(\mathbf{x}),$$

where ω is the energy deposition, ρ_T is the target density, V is the target volume, ρ_χ is the local DM density which is taken to be 0.4 GeV/cm³ [57], $\mu_{\chi e}$ is the DM-electron reduced mass, $f_{i \rightarrow f}$ is the momentum transfer dependent crystal form factor, and $\bar{\sigma}_e$ is the reference cross section for free electron scattering [58]. For simple DM models like the kinetically mixed dark photon or leptophilic scalar mediator models, the spin average matrix element squared $|\overline{\mathcal{M}(\mathbf{q})}|^2$ can be factorized as $\mathcal{M}(\mathbf{q}) = \mathcal{M}(q_0)(f_e/f_e^0)F_{\text{DM}}$, where the reference momentum transfer q_0 is taken to be αm_e . f_e/f_e^0 is the screening factor discussed in detail in Ref. [57]. F_{DM} is the dark matter form factor, where $F_{\text{DM}} = 1$ corresponds to pointlike interactions with heavy mediators or a magnetic dipole coupling, $F_{\text{DM}} = q_0/q$ corresponds to an electric dipole coupling and $F_{\text{DM}} = (q_0/q)^2$ corresponds to massless or ultralight mediators. $g(\mathbf{q}, \omega) = 2\pi \int d^3v f_\chi(\mathbf{v}_{\text{lab}}) \delta(\omega - \omega_q)$ is the kinematic factor [57] that encapsulates the DM velocity distribution $f_\chi(\mathbf{v}_{\text{lab}})$ in the lab frame.

This calculation involves a six-dimensional integral, which is generally a numerically intensive task. For the commonly used Maxwell-Boltzmann (MB) distribution

$f_\chi(\mathbf{v}_{\text{lab}}) = \frac{1}{N_0} e^{-\frac{|\mathbf{v}_{\text{lab}} + \mathbf{v}_E|^2}{v_0^2}}$, $g(\mathbf{q}, \omega)$ is routinely evaluated analytically first to ease the computation. The kinematic

factor for MB distribution in SHM is determined with

$$g(\mathbf{q}, \omega) = \frac{2\pi^2 v_0^2}{N_0} \frac{1}{q} (e^{-v_-^2/v_0^2} - e^{-v_{\text{esc}}^2/v_0^2}), \quad (2)$$

$$v_- = \min\left\{\frac{1}{q}|\omega + \frac{q^2}{2m_\chi} + \mathbf{q} \cdot \mathbf{v}_E|, v_{\text{esc}}\right\},$$

where the most probable velocity $v_0 = 220$ km/s, the Galactic escape velocity $v_{\text{esc}} = 544$ km/s, and the Earth's velocity in the Galactic rest frame $\mathbf{v}_E = 232$ km/s [56].

However, similar procedure is usually not applicable for Accelerated DM models. Velocity distributions of Accelerated DM models are obtained from Monte-Carlo simulations or other methods, and in most cases, they cannot be integrated easily to obtain an analytical kinematic factor. Moreover, for Accelerated DM models like SRDM, the velocity distributions depend not only on the DM masses but also on the cross sections. This means to perform a complete statistical analysis, we not only need to do the calculation numerically, but also have to perform the calculation repeatedly for each different set of DM masses and cross sections. This makes the analysis extremely time-consuming. To bypass this barrier, a Velocity Components Analysis method is proposed.

As illustrated in Fig. 1, the sphere represents an arbitrary isotropic distribution of DM velocity $f'_\chi(\mathbf{v}_{\text{DM}})$. $f_\chi(\mathbf{v}_{\text{lab}}) = f'_\chi(\mathbf{v}_{\text{lab}} + \mathbf{v}_E)$ is the DM velocity distribution “seen” by the detectors in the lab frame moving relative to the model with a relative velocity \mathbf{v}_E . Now if we “peel” the velocity distribution $f'_\chi(\mathbf{v}_{\text{DM}})$ into N layers of different velocity components in different velocity magnitude bins, like it's shown in Fig. 1, the detector response should be the summation of responses to all velocity magnitude bins. Then a binning distribution $h'_k(\mathbf{v}_{\text{DM}})$ can be substituted for the component of $f'_\chi(\mathbf{v}_{\text{DM}})$ in the k_{th} bin $f'_k(\mathbf{v}_{\text{DM}})$ ($k \in [1, N]$). $h_k(\mathbf{v}_{\text{lab}}) = h'_k(\mathbf{v}_{\text{lab}} + \mathbf{v}_E)$ and $f_k(\mathbf{v}_{\text{lab}}) = f'_k(\mathbf{v}_{\text{lab}} + \mathbf{v}_E)$ are boosted binning distribution and boosted $f'_\chi(\mathbf{v}_{\text{DM}})$ component in the k_{th} bin. With an proper binning distribution $h'_k(\mathbf{v}_{\text{DM}})$, the summation of responses to these bins should be close to the original total response.

The process can be expressed as follows:

$$g(\mathbf{q}, \omega) = 2\pi \int d^3v \sum_{k=1}^N A_k f_k(\mathbf{v}_{\text{lab}}) \delta(\omega - \omega_q)$$

$$\approx 2\pi \int d^3v \sum_{k=1}^N A_k h_k(\mathbf{v}_{\text{lab}}) \delta(\omega - \omega_q) \quad (3)$$

$$= \sum_{k=1}^N A_k g_k(\mathbf{q}, \omega),$$

where $A_k = \int_{v_{\min,k}}^{v_{\max,k}} f'_\chi(\mathbf{v}_{\text{DM}}) d^3v$ corresponds to the contribution from the k_{th} velocity bin with minimum and maximum speed of $v_{\min,k}$ and $v_{\max,k}$. $g_k(\mathbf{q}, \omega)$ is the kinematic factor of the k_{th} bin.

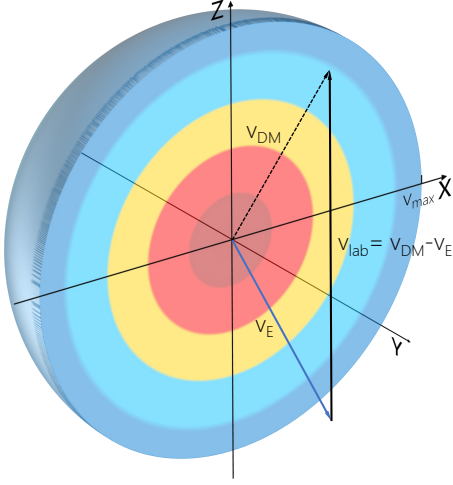


FIG. 1. Velocity components of isotropic DM velocity distribution. \mathbf{v}_{DM} is DM particle's velocity. \mathbf{v}_{E} is the Earth's velocity relative to the DM model, and for SHM it's Earth's velocity with respect to the Galactic rest frame. \mathbf{v}_{lab} is the velocity seen by the lab. \mathbf{v}_{max} is the maximum velocity of the model. $\mathbf{v}_{\text{DM}} = \mathbf{v}_{\text{lab}} + \mathbf{v}_{\text{E}}$.

Given mathematically good binning distributions, the unweighted detector response to each layer can be calculated readily. With pre-calculated responses on hand, we only need to determine the contribution from each bin to reconstruct the total detector response for arbitrary velocity distributions:

$$R = \frac{\Phi_{\text{real}}(m_\chi, \bar{\sigma}_e)}{\Phi_{\text{cal}}(m_\chi, \bar{\sigma}_e)} \sum_{k=1}^N A_k R_k, \quad (4)$$

$$R_k = \frac{2\pi \bar{\sigma}_e}{V \mu_{\chi e}^2 m_\chi} \frac{\rho_\chi}{\rho_T} \sum_{i,f} \int \frac{d^3 q}{(2\pi)^3} \left(\frac{f_e}{f_e^0} \right)^2 F_{\text{DM}}^2 g_k(\mathbf{q}, \omega) |f(\mathbf{q})|^2,$$

where Φ_{real} and Φ_{cal} are the real flux and the flux of the reconstructed spectrum.

The choice of the binning distribution is crucial. The binning distribution has to be analytical and easy to calculate to minimize the computation. The process may cause some deviations, but if the binning distribution is proper, and the layers are thin enough, the deviations should be acceptable. A reasonable choice is an inverse square distribution:

$$h'_k(\mathbf{v}_{\text{DM}}) = \frac{1}{C_k} \cdot \frac{1}{|\mathbf{v}_{\text{DM}}|^2} \Theta((v_{\text{max},k} - |\mathbf{v}_{\text{DM}}|) \cdot (|\mathbf{v}_{\text{DM}}| - v_{\text{min},k})), \quad (5)$$

$$C_k = 4\pi(v_{\text{max},k} - v_{\text{min},k}),$$

where $\Theta(x)$ is the unit step function.

For inverse square distribution, the distribution shape is flat, which resembles most Accelerated DM models, and contributions from different velocity magnitudes are uniform, which fits the feature of a binning method. The

corresponding kinematic factor is

$$g_k(\mathbf{q}, \omega) = \frac{2\pi^2}{C_k \cdot q} \ln\left(\frac{\max\{v_{\text{max},k}^2, d^2\}}{\max\{v_{\text{min},k}^2, d^2\}}\right), \quad (6)$$

$$d = \frac{1}{q}(\omega_q + \frac{q^2}{2m_\chi} + \mathbf{v}_{\text{E}} \cdot \mathbf{q}).$$

The EXCEED-DM package [55] is modified to calculate contributions from different velocity magnitude bins. The package divides crystal electronic states into four categories: *core*, *valence*, *conduction* and *free* (denoted as c, v, cd and f), and calculations of four transition types including $v \rightarrow cd$, $v \rightarrow f$, $c \rightarrow cd$ and $c \rightarrow f$ are supported [57]. Considering the maximum energy of $v \rightarrow cd$ process is less than 100 eV, which is lower than the typical Ge detector threshold, in this work only $v \rightarrow f$, $c \rightarrow cd$ and $c \rightarrow f$ process are considered, and their contributions in different velocity magnitude bins are calculated separately.

Before applying the method to Accelerated DM analysis, it is first tested on the Standard Halo Model. Contributions from eleven velocity magnitude bins with bin width of 50 km/s spanning from 0 km/s to 550 km/s are calculated separately and used for reconstruction. As depicted in Fig. 2, the reconstructed spectrum accords well with the original spectrum. A uniform binning distribution $h'_k(\mathbf{v}_{\text{DM}}) = \text{const}$ is tested as well. Comparing with the uniform distribution, the inverse square distribution turns out to have a better accuracy. Following works are based on the inverse square binning distribution.

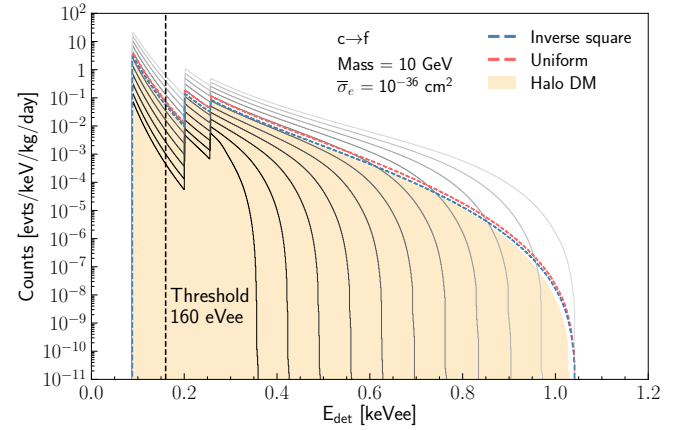


FIG. 2. Reconstructed spectrum of the $c \rightarrow f$ process for 10 GeV/ c^2 DM from SHM in the heavy mediator scenario. The shaded area corresponds to the original result calculated by the EXCEED-DM package [55]. The blue and red lines are reconstructed results using the inverse square and uniform distribution. Solid lines from darker to dimmer represent the contributions of 11 velocity bins with bin width of 50 km/s from 0–550 km/s calculated by modified EXCEED-DM package. The analysis threshold of CDEX-10 is represented by black dash line.

Detector response to SRDM.— Solar Reflected DM can potentially be an important source of Accelerated DM on

Earth, and it might be a powerful instrument to enhance our DM probing ability [31, 32]. The velocity distributions of SRDM have already been thoroughly studied with different simulation approaches [33, 34]. In Ref. [33], the Sun is divided into 2000 isotropic shells. The motion states of DM particles are updated each time they enter a new shell until they escape the Sun, and DM-electron interactions via both heavy and light mediators are studied. In Ref. [34], the Monte-Carlo package DaMaSCUS-SUN [59] is presented, in which the motions of DM particles in the Sun are directly calculated and updated according to the probability of contact interaction in current positions until they escape the Sun. As illustrated in Fig. 3(a), in the heavy mediator scenario, distributions from both works are generally consistent. SRDM flux in the light mediator scenario from Ref. [33] is also depicted. Before analysis, the flux distributions have to be transformed to normalized velocity distributions: $f(v) = \frac{1}{N} \frac{d\Phi}{v dv}$, where N is the normalization factor so that $\int f(v) dv = 1$.

With the SRDM velocity distributions, the HPGe detector response to SRDM can be easily retrieved by performing the Velocity Components Analysis. SRDM velocity distributions are first segmented as follows: ten 1000 km/s bins in $0-10^4$ km/s, eight 5000 km/s bins in $10^4-5 \times 10^4$ km/s and five 10^4 km/s bins in $5 \times 10^4-10^5$ km/s. Finer binning is adopted in low velocity range because low velocity components accounts for the main part of SRDM distributions. Velocity components above 10^5 km/s are conservatively ignored to avoid relativistic calculations. Then contributions of $v \rightarrow f$, $c \rightarrow cd$ and $c \rightarrow f$ process in these velocity bins are calculated separately and used in reconstruction of HPGe detector response to SRDM according to SRDM flux distributions. The reconstructed spectra of $v \rightarrow f$, $c \rightarrow cd$ and $c \rightarrow f$ process, and total spectra convolved with energy resolution are shown in Fig. 3(b).

SRDM-electron analysis.— With the reconstructed detector response to SRDM, and experimental data from CDEX-10, constraints on SRDM-electron interaction can finally be established. The CDEX-10 experiment runs a 10-kg HPGe detector array in the China Jinping Underground Laboratory (CJPL) with a rock overburden of 2400 meters [60]. Configuration of the experiment is described in detail in Refs. [12–14]. The exposure of the CDEX-10 dataset used in this work is 205.4 kg·day [14, 15].

Figure 3(b) shows the measured spectrum after subtracting the contributions from L- and M-shell x-ray peaks derived from the corresponding K-shell line intensities [13–15]. A minimum- χ^2 analysis [9, 28] is applied to the residual spectrum in the range of 0.16–12.06 keVee:

$$\chi^2(m_\chi, \bar{\sigma}_e) = \sum_{i=1}^N \frac{[n_i - B - S_i(m_\chi, \bar{\sigma}_e)]^2}{\Delta_i^2}, \quad (7)$$

where n_i and Δ_i are measured data and standard deviation.

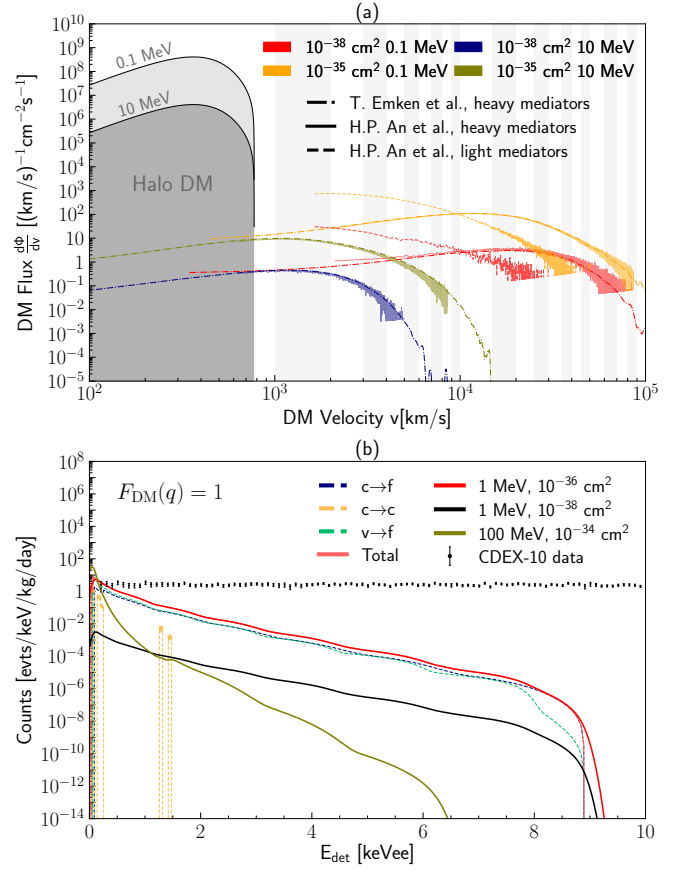


FIG. 3. (a) SRDM flux distributions with different m_χ and $\bar{\sigma}_e$. SRDM flux in the light mediator scenario from Ref. [33] is depicted in dash lines. Other lines correspond to the heavy mediator scenario, and results from Ref. [33] and Ref. [34] are consistent. The strips represent the binning of the velocity distributions. (b) Reconstructed HPGe detector response in the heavy mediator scenario to SRDM based on the distributions calculated by DaMaSCUS-SUN [59]. The detector's resolution is determined by $35.8 + 16.6 \times \sqrt{E}$ (eV) [15]. Experimental data from CDEX-10 [15] with known radioactive peaks removed is also depicted.

tion with statistical and systematical components at the i_{th} energy bin, $S_i(m_\chi, \bar{\sigma}_e)$ is predicted χ -e scattering rate and B is the assumed flat background from the Compton scattering of high energy gamma rays.

Finally 90% confidence level (C.L.) one-side upper limit exclusion lines of $\bar{\sigma}_e$ are derived [61] using both velocity distributions presented by H.P. An *et al.* [33] and T. Emken *et al.* [34]. Constraints from the CDEX-10 experiment and others presented by Ref. [33] and Ref. [34] are depicted in Fig. 4. As shown in Fig. 4(a), in the heavy mediator scenario, our result takes the lead in the mass range of 5–15 keV, achieving a three orders of magnitude improvement comparing with previous semiconductor experiments. As anticipated, constraints derived from both works accord with each other, and the deviation is within 30% at a few MeV/ c^2 . In the light mediator scenario in

Fig. 4(b), we present the best constraint for DM lighter than $0.1 \text{ MeV}/c^2$, which is also the first semiconductor based SRDM result. The advancements come from the superior detection threshold and ultralow radiation environment.

For semiconductor results in Fig. 4(a), the analysis is based on the method presented in Ref. [62] using **QEDark** package [58], which aims at the electronic states in valence and conduction bands ($v \rightarrow cd$). However, as depicted in Fig. 3(b), for Accelerated DM in high energy region ($>100 \text{ eV}$), the total spectrum is dominated by contributions from the previously ignored $c \rightarrow f$ and $v \rightarrow f$ process, which are no longer negligible as the maximum DM energy increases. Our result reveals that a more complete modeling of electronic states is necessary in Accelerated DM-electron analysis, especially for experiments with relatively high thresholds.

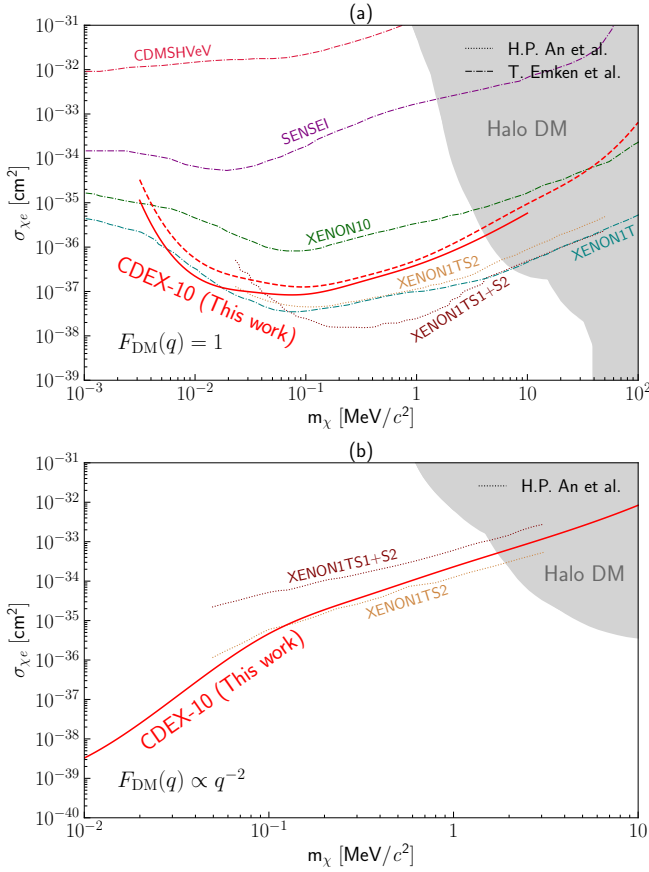


FIG. 4. χ - e constraints from the CDEX-10 experiment in the heavy mediator (a) and light mediator (b) scenario. The red solid and dash lines correspond to the CDEX-10 results derived with the SRDM flux from Ref. [33] and Ref. [34], respectively. SRDM analyses on XENON1TS2 and XENON1TS1+S2 presented by H.P. An *et al.* [33] (dot lines), and CDMSHVeV, SENSEI, XENON10, and XENON1T presented by T. Emken *et al.* [34] (dash dot lines), are also depicted. The shaded area corresponds to the current SHM constraints [21–25].

Summary.— In this letter, a Velocity Component Analysis method to evaluate the detector response to Dark Matter particles with non-Maxwell-Boltzmann velocity distributions is proposed, and the first HPGe detector-based Accelerated DM-electron analysis is realized. The method reflects a “memory-for-time” strategy: with a pre-calculated database, the detector response can be quickly reconstructed given a certain Dark Matter velocity distribution. The method is initially tested within SHM, and then applied to SRDM analysis.

Based on two different SRDM flux calculation approaches [33, 34], and the data from the CDEX-10 experiment, we present leading constraints on SRDM-electron interactions in both heavy and light mediator scenario. This is also the first semiconductor based SRDM result in the light mediator scenario. The result reveals that complete modeling of electronic states is crucial in Accelerated DM-electron analysis, and demonstrates the feasibility and vast potential of the Velocity Component Analysis method combined with cutting-edge χ - e calculation technique in future Accelerated DM-electron analysis with semiconductor detectors.

This work opens a gateway for HPGe and other semiconductor detectors to perform better analysis not only on SRDM, but also on other Accelerated DM models [35, 42, 48, 52]. Our current research efforts target to upgrade this analysis method by adopting finer binning or taking a similar approach as **QEDark** [58] to save crystal form factor as a function of (\mathbf{q}, ω) to further eliminate uncertainties. Studies of multiple Accelerated DM models with HPGe detectors are currently being pursued.

This work was supported by the National Key Research and Development Program of China (Grants No. 2017YFA0402200 and No. 2022YFA1605000) and the National Natural Science Foundation of China (Grants No. 12322511, No. 12175112, No. 12005111, and No. 11725522). We acknowledge the Center of High performance computing, Tsinghua University for providing the facility support. We would like to thank CJPL and its staff for hosting and supporting the CDEX project. CJPL is jointly operated by Tsinghua University and Yanglong River Hydropower Development Company.

* Corresponding author: yanglt@mail.tsinghua.edu.cn

† Corresponding author: yueq@mail.tsinghua.edu.cn

‡ Participating as a member of TEXONO Collaboration

- [1] G. Bertone, D. Hooper, and J. Silk, *Phys. Rep.* **405**, 279 (2005).
- [2] E. Aprile *et al.* (XENON Collaboration), *Phys. Rev. Lett.* **131**, 041003 (2023).
- [3] J. Aalbers *et al.* (LUX-ZEPLIN Collaboration), *Phys. Rev. Lett.* **131**, 041002 (2023).
- [4] Y. Meng *et al.* (PandaX-4T Collaboration), *Phys. Rev. Lett.* **127**, 261802 (2021).

- [5] P. Agnes *et al.* (DarkSide Collaboration), Phys. Rev. Lett. **121**, 081307 (2018).
- [6] R. Agnese *et al.* (SuperCDMS Collaboration), Phys. Rev. D **97**, 022002 (2018).
- [7] S. K. Liu *et al.* (CDEX Collaboration), Phys. Rev. D **90**, 032003 (2014).
- [8] W. Zhao *et al.* (CDEX Collaboration), Phys. Rev. D **88**, 052004 (2013).
- [9] Q. Yue *et al.* (CDEX Collaboration), Phys. Rev. D **90**, 091701 (2014).
- [10] W. Zhao *et al.* (CDEX Collaboration), Phys. Rev. D **93**, 092003 (2016).
- [11] L. T. Yang *et al.* (CDEX Collaboration), Chin. Phys. C **42**, 023002 (2018).
- [12] H. Jiang *et al.* (CDEX Collaboration), Sci. China Phys. Mech. Astron. **62**, 031012 (2019).
- [13] H. Jiang *et al.* (CDEX Collaboration), Phys. Rev. Lett. **120**, 241301 (2018).
- [14] Z. She *et al.* (CDEX Collaboration), Phys. Rev. Lett. **124**, 111301 (2020).
- [15] R. Xu *et al.* (CDEX Collaboration), Phys. Rev. D **106**, 052008 (2022).
- [16] L. T. Yang *et al.* (CDEX Collaboration), Phys. Rev. Lett. **123**, 221301 (2019).
- [17] Z. Z. Liu *et al.* (CDEX Collaboration), Phys. Rev. Lett. **123**, 161301 (2019).
- [18] R. Essig, T. Volansky, and T.-T. Yu, Phys. Rev. D **96**, 043017 (2017).
- [19] P. Agnes *et al.* (DarkSide Collaboration), Phys. Rev. Lett. **121**, 111303 (2018).
- [20] A. Aguilar-Arevalo *et al.* (DAMIC Collaboration), Phys. Rev. Lett. **123**, 181802 (2019).
- [21] I. Arnuist *et al.* (DAMIC-M Collaboration), Phys. Rev. Lett. **130**, 171003 (2023).
- [22] L. Barak *et al.* (SENSEI Collaboration), Phys. Rev. Lett. **125**, 171802 (2020).
- [23] E. Aprile *et al.* (XENON Collaboration), Phys. Rev. Lett. **123**, 251801 (2019).
- [24] C. Cheng *et al.* (PandaX-II Collaboration), Phys. Rev. Lett. **126**, 211803 (2021).
- [25] S. Li *et al.* (PandaX Collaboration), Phys. Rev. Lett. **130**, 261001 (2023).
- [26] Q. Arnaud *et al.* (EDELWEISS Collaboration), Phys. Rev. Lett. **125**, 141301 (2020).
- [27] D. W. Amaral *et al.*, Phys. Rev. D **102**, 091101 (2020).
- [28] Z. Y. Zhang *et al.* (CDEX Collaboration), Phys. Rev. Lett. **129**, 221301 (2022).
- [29] A. K. Drukier, K. Freese, and D. N. Spergel, Phys. Rev. D **33**, 3495 (1986).
- [30] G. Jungman, M. Kamionkowski, and K. Griest, Phys. Rep. **267**, 195 (1996).
- [31] H. An, M. Pospelov, J. Pradler, and A. Ritz, Phys. Rev. Lett. **120**, 141801 (2018).
- [32] T. Emken, C. Kouvaris, and N. G. Nielsen, Phys. Rev. D **97**, 063007 (2018).
- [33] H. An *et al.*, Phys. Rev. D **104**, 103026 (2021), revised results in arXiv:2108.10332.
- [34] T. Emken, Phys. Rev. D **105**, 063020 (2022).
- [35] T. Bringmann and M. Pospelov, Phys. Rev. Lett. **122**, 171801 (2019).
- [36] J. B. Dent, B. Dutta, J. L. Newstead, and I. M. Shoemaker, Phys. Rev. D **101**, 116007 (2020).
- [37] C. V. Cappiello and J. F. Beacom, Phys. Rev. D **100**, 103011 (2019).
- [38] K. Bondarenko, A. Boyarsky, T. Bringmann, M. Hufnagel, K. Schmidt-Hoberg, and A. Sokolenko, J. High Energ. Phys. **03**, 118 (2020).
- [39] G. Guo, Y.-L. S. Tsai, M.-R. Wu, and Q. Yuan, Phys. Rev. D **102**, 103004 (2020).
- [40] G. Elor, R. McGehee, and A. Pierce, Phys. Rev. Lett. **130**, 031803 (2023).
- [41] J. W. Wang, A. Granelli, and P. Ullio, Phys. Rev. Lett. **128**, 221104 (2022).
- [42] A. Granelli *et al.*, J. Cosmol. Astropart. Phys. **07**, 013 (2022).
- [43] P.-K. Hu, A. Kusenko, and V. Takhistov, Phys. Lett. B **768**, 18 (2017).
- [44] J.-T. Li and T. Lin, Phys. Rev. D **101**, 103034 (2020).
- [45] C. V. Cappiello, N. P. Avis Kozar, and A. C. Vincent, Phys. Rev. D **107**, 035003 (2023).
- [46] Y. Jho *et al.*, (2021), arXiv:2101.11262 [hep-ph].
- [47] A. Das and M. Sen, Phys. Rev. D **104**, 075029 (2021).
- [48] Y. Zhang, Prog. Theor. Exp. Phys. **2022**, 013B05 (2022).
- [49] W. Chao, T. Li, and J. Liao, (2021), arXiv:2108.05608 [hep-ph].
- [50] R. Plestid, V. Takhistov, Y.-D. Tsai, T. Bringmann, A. Kusenko, and M. Pospelov, Phys. Rev. D **102**, 115032 (2020).
- [51] C. A. Arguëlles, V. Muñoz, I. M. Shoemaker, and V. Takhistov, Phys. Lett. B **833**, 137363 (2022).
- [52] R. Calabrese, M. Chianese, D. F. Fiorillo, and N. Saviano, Phys. Rev. D **105**, 103024 (2022).
- [53] Z. H. Zhang *et al.* (CDEX Collaboration), Phys. Rev. D **108**, 052006 (2023).
- [54] C. Bunge, J. Barrientos, and A. Bunge, At. Data and Nucl. Data Tables **53**, 113 (1993).
- [55] T. Trickle and kinzani, “tanner-trickle/EXCEED-DM: EXCEED-DM-v0.3.0,” (2022).
- [56] M. C. Smith *et al.*, Mon. Not. R. Astron. Soc. **379**, 755 (2007).
- [57] S. M. Griffin, K. Inzani, T. Trickle, Z. Zhang, and K. M. Zurek, Phys. Rev. D **104**, 095015 (2021).
- [58] R. Essig *et al.*, J. High Energ. Phys. **05**, 046 (2016).
- [59] T. Emken, “Dark Matter Simulation Code for Underground Scatterings - Sun Edition (DaMaSCUS-SUN) [Code, v0.1.1],” Astrophysics Source Code Library record [ascl:2102.018]. The code can be found under <https://github.com/temken/damascus-sun>. Version 0.1.1 is archived as DOI:10.5281/zenodo.5957388 (2021).
- [60] J. P. Cheng *et al.*, Annu. Rev. Nucl. Part. Sci. **67**, 231 (2017).
- [61] G. J. Feldman and R. D. Cousins, Phys. Rev. D **57**, 3873 (1998).
- [62] T. Emken *et al.*, J. Cosmol. Astropart. Phys. **09**, 070 (2019).