

# Growing Local arm inferred by the breathing motion

Tetsuro Asano,<sup>1\*</sup> Daisuke Kawata,<sup>2,4</sup> Michiko S. Fujii,<sup>1</sup> and Junichi Baba<sup>3,4</sup>

<sup>1</sup>*Department of Astronomy, Graduate School of Science, The University of Tokyo, 7-3-1 Hongo, Bunkyo-ku, Tokyo, 113-0033, Japan*

<sup>2</sup>*Mullard Space Science Laboratory, University College London, Holmbury St. Mary, Dorking, Surrey RH5 6NT, UK*

<sup>3</sup>*Amanogawa Galaxy Astronomy Research Center, Kagoshima University, 1-21-35 Korimoto, Kagoshima 890-0065, Japan*

<sup>4</sup>*National Astronomical Observatory of Japan, Mitaka-shi, Tokyo 181-8588, Japan*

Accepted XXX. Received YYY; in original form ZZZ

## ABSTRACT

Theoretical models of spiral arms suggest that the spiral arms provoke a vertical bulk motion in disc stars. By analysing the breathing motion, a coherent asymmetric vertical motion around the mid-plane of the Milky Way disc, with *Gaia* DR3, we found that a compressing breathing motion presents along the Local arm. On the other hand, with an *N*-body simulation of an isolated Milky Way-like disc galaxy, we found that the transient and dynamic spiral arms induce compressing breathing motions when the arms are in the growth phase, while the expanding breathing motion appears in the disruption phase. The observed clear alignment of the compressing breathing motion with the Local arm is similar to what is seen in the growth phase of the simulated spiral arms. Hence, we suggest that the Local arm's compressing breathing motion can be explained by the Local arm being in the growth phase of a transient and dynamic spiral arm. We also identified the tentative signatures of the expanding breathing motion associated with the Perseus arm and also the Outer arm coinciding with the compressing breathing motion. This may infer that the Perseus and Outer arms are in the disruption and growth phases, respectively.

**Key words:** Galaxy: disc – Galaxy: kinematics and dynamics – Galaxy: structure.

## 1 INTRODUCTION

Since [Morgan et al. \(1952\)](#) first identified spiral arms in the Milky Way (MW), their geometry, structure, and kinematics have been studied with various tracers ([Vallée 2017](#); [Shen & Zheng 2020](#)). Observations of OB stars and H II regions suggest that the MW is a four-arm spiral galaxy (e.g., [Georgelin & Georgelin 1976](#); [Urquhart et al. 2014](#)). The very long baseline interferometry (VLBI) observations can measure trigonometric parallaxes of molecular masers associated with young massive stars and provide accurate distances to them ([Reid et al. 2014, 2019](#); [VERA Collaboration et al. 2020](#)). Based on these observations which support the four-arm model, the Sun is located between two main arms: the Perseus arm and the Sagittarius-Carina arm, and also close to a minor arm called the Local arm. The distribution of classical Cepheids shows similar pictures about the spiral geometry ([Skowron et al. 2019](#)). According to [Hou & Han \(2014\)](#), both three-arm and four-arm logarithmic spiral models can fit the tracers of H II regions, giant molecular clouds and 6.7 GHz methanol masers. On the other hand, observations of old stars in IR wavelength favour a two-stellar-arm model ([Drimmel 2000](#); [Benjamin et al. 2005](#); [Churchwell et al. 2009](#)). It is still challenging to fully map the global structures of spiral arms in the Galactic disc.

In a few kpc ranges from the Sun, we can study properties of the spiral arms based on the stellar distribution and kinematics thanks to the precise astrometry of *Gaia* ([Gaia Collaboration et al. 2016](#)). [Miyachi et al. \(2019\)](#) cross-matched the *Gaia* second data release (DR2; [Gaia Collaboration et al. 2018a](#)) catalogue with the Two Micron All Sky Survey Point Source Catalogue (2MASS PSC; [Skrutskie et al. 2006](#)) and detected the overdensity of relatively old ( $\sim 1$  Gyr) stars at the Local arm. [Poggio et al. \(2021\)](#) mapped the overdensity of the young upper main sequence stars using *Gaia* EDR3 ([Gaia Collaboration et al. 2021](#)) data. They estimated that the length of the Local arm is at least 8 kpc, which indicates that the Local arm is more significant than previously thought. Face-on maps of the mean in-plane, i.e. radial and tangential, velocities ([Eilers et al. 2020](#); [Gaia Collaboration et al. 2023b](#)) and the median radial action ([Palicio et al. 2023](#)) highlight spiral features.

Spiral arms affect not only planar motion but also vertical motion. They are considered to induce vertical bulk motion called the breathing mode ([Debattista 2014](#); [Faure et al. 2014](#); [Monari et al. 2016a,b](#); [Khachatryan et al. 2022](#); [Kumar et al. 2022](#)). The breathing mode is coherent vertical oscillation whose vertical velocity field is antisymmetric about the mid-plane. Previous studies (e.g., [Widrow et al. 2012](#); [Williams et al. 2013](#); [Gaia Collaboration et al. 2018b](#); [Carrillo et al. 2019](#); [Wang et al. 2020](#); [López-Corredoira et al. 2020](#); [Ghosh et al. 2022](#); [Widmark et al. 2022](#); [Ardèvol et al. 2023](#))

\* E-mail: t.asano@astron.s.u-tokyo.ac.jp

reported the breathing mode in the Galactic disc. Ghosh et al. (2022) discovered that the observed breathing amplitude increases with the height from the mid-plane. This trend is expected from the spiral-induced breathing mode model (Debattista 2014). Widmark et al. (2022) reported a tentative evidence of the compressing breathing motion aligned with the Local arm. The two-armed phase spiral (Hunt et al. 2022; Li et al. 2023) discovered in the *Gaia* DR3 (Gaia Collaboration et al. 2023a) data is also associated with the breathing mode and may originate from spiral arms.

In this *Letter*, we report that the compressing breathing mode is clearly associated with the Local arm in Section 2. In Section 3, we compare the observed breathing pattern with that seen in an  $N$ -body model of MW-like disc galaxy. We demonstrate that the breathing motion can infer the evolution phases of the spiral arms, and the compressing motion observed in the Local arm can be interpreted as the Local arm being in the growth phase. We provide our conclusion in Section 4.

## 2 THE BREATHING MOTION IN THE MILKY WAY DISC

### 2.1 The *Gaia* data

From the *Gaia* DR3 (Gaia Collaboration et al. 2023a) catalogue, we select the stars that satisfy the following criteria: (1) the relative error in parallax is less than 20%, (2) the renormalised unit weight error (`ruwe`) is less than 1.4, (3) the radial velocity is not null. We use  $1/\varpi$  as a distance to a star from the Sun, where  $\varpi$  is the zero-point-corrected parallax (Lindgren et al. 2021). Here we exclude the data lacking the parameters required for the correction, such as the effective wavenumber (`nu_eff_used_in_astrometry`). Our resulting sample comprises 26,218,611 stars. We convert the heliocentric coordinate to the Galactocentric coordinate using `astropy.coordinates` from `ASTROPY` Python package (Astropy Collaboration et al. 2022). Here we assume that the Sun is located at  $(x, y, z) = (-8.277, 0, 0.0208)$  kpc (GRAVITY Collaboration et al. 2022; Bennett & Bovy 2019) and that its velocity is  $(11.1, 251.5, 8.59)$  km s<sup>-1</sup> (Schönrich et al. 2010; Reid & Brunthaler 2020) in the Galactocentric coordinate.

### 2.2 Face-on breathing map

Fig. 1 shows face-on maps of the Galactic disc made from the *Gaia* data. The left panel shows the number counts of the stars in each bin, whose size is  $0.2 \times 0.2$  kpc<sup>2</sup>. The right panel shows the breathing velocity  $\frac{1}{2}(\bar{v}_{z,>0} - \bar{v}_{z,<0})$ , where  $\bar{v}_{z,>0}$  and  $\bar{v}_{z,<0}$  are the mean vertical velocities of the stars within  $0 < z < 1.5$  kpc and  $-1.5 < z < 0$  kpc, respectively. The locations of the spiral arms are plotted as follows: Outer arm (red), Perseus arm (black), Local arm (cyan), Sagittarius–Carina arm (purple) and Scutum–Centaurus arm (blue). The locations are based on the spiral arms traced by the massive star-forming regions (Reid et al. 2019), but we add an offset of 0.127 kpc in the radial direction because they assume a Sun–Galactic centre distance different from ours. The number counts are significantly affected by the selection

bias, and therefore, it is difficult to find intrinsic overdensity or underdensity from this map. On the other hand, the right panel exhibits some breathing patterns. The most distinct structure is a compression area (indicated by the blue colour) extending from the upper right corner of the panel to the point near the Sun. Remarkably, this pattern closely aligns with the Local arm highlighted with the cyan line in Fig. 1. This is likely indicating that the Local arm induces the compressing breathing mode.

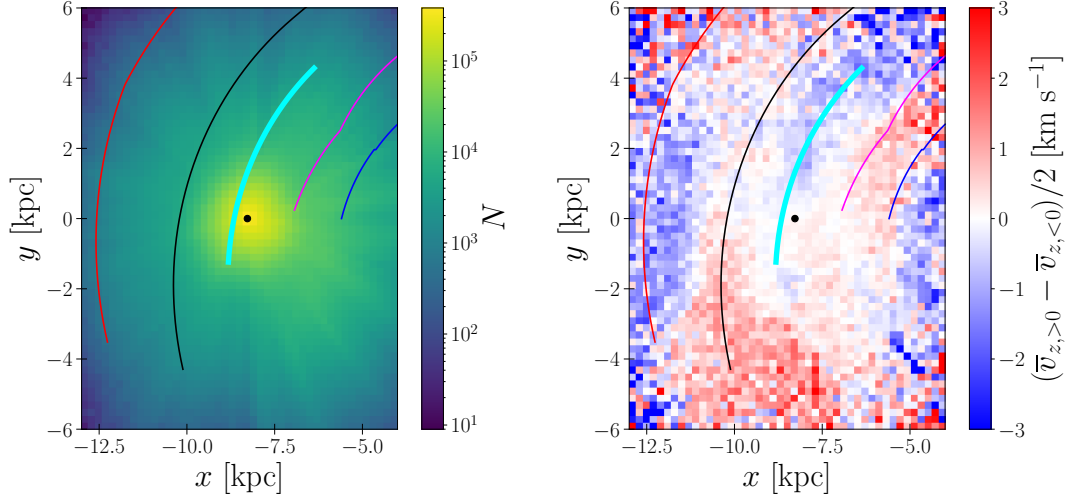
The identical structure can be seen in the RGB star sample in Fig. 23 of Gaia Collaboration et al. 2023b, although they did not note it. Recently, Ardèvol et al. (2023) reported a breathing mode in the  $60^\circ \leq l \leq 75^\circ$  direction for the A star sample. They probably have captured the same structure in a different view, but they did not discuss the association with the spiral arm. Widmark et al. (2022) also discussed a tentative alignment between the Local arm and the compressing breathing mode. They highlighted the offset of the compressing breathing mode from their derived stellar density excess, which is not in the same location as where suggested in Reid et al. (2014). The true location of the Local arm is still in debate. Because our result shown in Fig. 1 presents even more clear alignment with the Local arm position suggested by Reid et al. (2019) than previously shown, in this *Letter* we consider that the location of the Local arm is where suggested in Reid et al. (2019). In Section 3, we show that with this assumption the Local arm is well explained with the dynamic spiral arm scenario seen in  $N$ -body simulations.

While the Local arm exhibits a clear connection between the compressing breathing motion, the other spiral arms are more weakly associated with the breathing motion. The area between the Sagittarius–Carina arm and the Scutum–Centaurus arm exhibits the expanding breathing motion (indicated by the red colour). Outside of the Local arm, a large area of the expansion breathing mode exists, and it looks to partially coincide with the Perseus arm. We see compression zones in the outer Galaxy ( $R \gtrsim 12$  kpc) and in the inner Galaxy ( $R \lesssim 5$  kpc). The Outer arm passes through the outer one. The inner one is not associated with any spiral arms but is near the bar end. One possibility is that it is driven by the bar. Theoretical studies show that both bars and spiral arms can excite breathing mode (Monari et al. 2015, 2016b; Banik et al. 2023). However, this is beyond the scope of this *Letter*, and the further studies are encouraged.

## 3 BREATHING MOTION IN $N$ -BODY SIMULATION

### 3.1 $N$ -body simulation

We use an MW-like  $N$ -body model, MWaB, simulated by Fujii et al. (2019). It consists of a DM halo, a classical bulge, and an exponential disc. They made the initial condition with GALACTICS (Kuijken & Dubinski 1995; Widrow & Dubinski 2005; Widrow et al. 2008). 5.1 billion equal-mass particles of  $\sim 178M_\odot$  represent the model. The halo initially follows the Navarro–Frenk–White (NFW) profile (Navarro et al. 1997), whose mass within  $\sim 200$  kpc and scale radius are  $8.68 \times 10^{11}M_\odot$  and 10 kpc, respectively. The bulge follows the Hernquist profile (Hernquist 1990), whose mass and scale radius are  $5.43 \times 10^9M_\odot$  and 0.75 kpc, respectively. The density profile of the disc is radially exponential and vertically



**Figure 1.** Face-on maps from the *Gaia* data. *Left:* Number counts. *Right:* Breathing velocity. Solid lines indicate the position of the spiral arms: Outer arm (red), Perseus arm (black), Local arm (cyan), Sagittarius–Carina arm (purple) and Scutum–Centaurus arm (blue), from Reid et al. (2019). The black dot indicates the position of the Sun.

isothermal (i.e.,  $\text{sech}^2$  profile). The disc mass, scale radius and scale height are  $3.75 \times 10^{10} M_{\odot}$ , 2.3 kpc and 0.2 kpc, respectively. The simulation was performed with the parallel GPU tree-code BONSAI (Bédorf et al. 2012, 2014) for 10 Gyr. For more details on the simulations, see Fujii et al. (2019).

### 3.2 Breathing motion in $N$ -body simulation

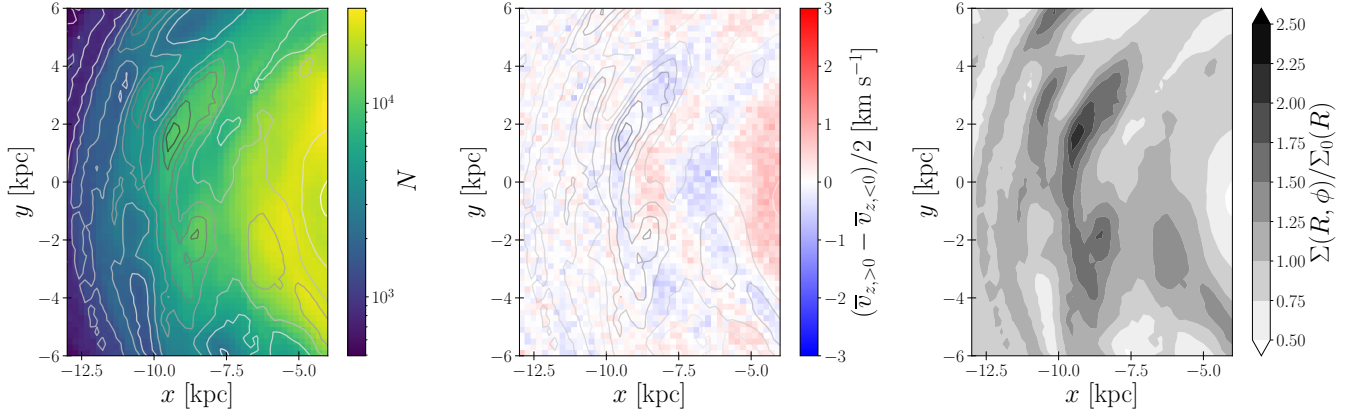
The left and middle panels of Fig. 2 show a comparable plot to Fig. 1 created from the  $N$ -body model at  $t = 4.216$  Gyr. The simulated galaxy has a bar, and the angle between its major axis and the  $x$ -axis is  $25^\circ$ , like the MW. However, the bar is small and does not appear in this plot. We have selected this snapshot because it exhibits the spiral arm geometrically similar to that around the Sun. The contour map in the right panel displays the normalised surface density  $\Sigma(R, \phi)/\Sigma_0(R)$ , where  $\Sigma(R, \phi)$  and  $\Sigma_0(R)$  are the surface density and the azimuthally averaged surface density profile, respectively. To estimate  $\Sigma_0(R)$ , we calculate the averaged surface densities for 40 annuli between  $R = 5$  kpc and 13 kpc and fit them with an exponential profile. The fitted scale radius of 2.4 kpc is comparable to that for the initial condition of the stellar disc. The same contour is overplotted on the left and middle panels. The middle panel shows the breathing velocity. The breathing mode is clearly correlated with the spiral arms. The compression mode and the expansion mode appear in the arm and inter-arm regions, respectively. In the outer galaxy, the arms are weak and the breathing velocity is almost zero.

The middle panel of Fig. 2 shows that the spiral arm seen in the middle of the panel is qualitatively similar to what is seen around the Local arm in the right panel of Fig. 1, although the amplitude of the breathing velocity is smaller than the observed one. The *Gaia*’s selection bias can explain this difference. The intrinsic amplitude of the spiral-induced breathing mode should increase with height from the mid-plane (Debattista 2014), and this trend has been partially confirmed in the *Gaia* DR2 data (Gaia Collaboration et al.

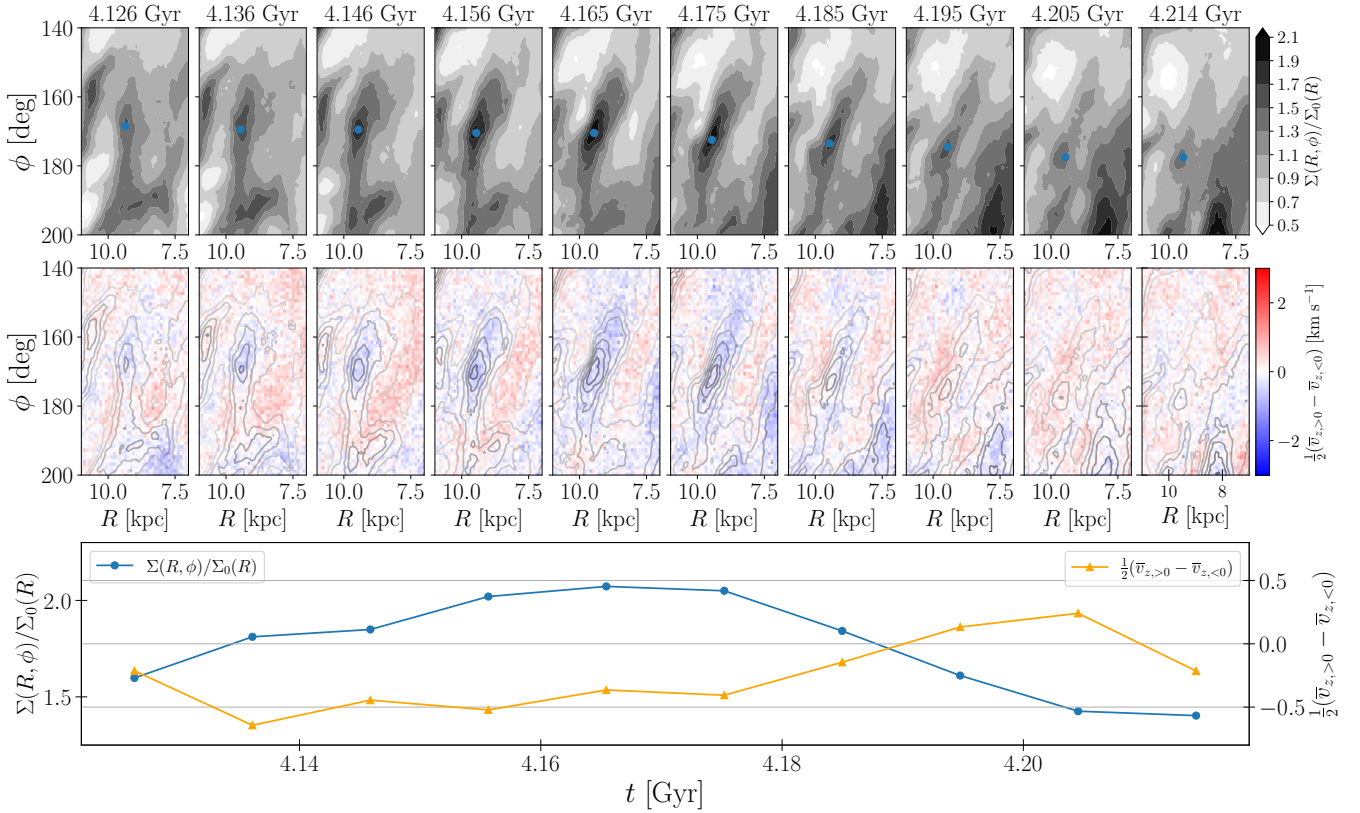
2018b; Ghosh et al. 2022). In the *Gaia* data, stars at higher height from the mid-plane are preferentially sampled at the region of the further distance from the Sun, because the completeness of the *Gaia* data is lower at low Galactic latitudes at a farther distance due to the dust extinction. As a result, a higher amplitude of the breathing velocity is expected. In fact, the breathing amplitude in the solar neighbourhood ( $\lesssim 1$  kpc) is smaller than in the distant region because the data are more complete in the mid-plane.

### 3.3 Time evolution of spiral arms and breathing mode

We further investigate how the dynamic spiral arms and breathing mode in the  $N$ -body model evolve with time. In Fig. 3 we present the normalised surface density  $\Sigma(R, \phi)/\Sigma_0(R)$  (first row) and the breathing velocity  $\frac{1}{2}(\bar{v}_{z,>0} - \bar{v}_{z,<0})$  (second row) around the spiral arm located at the centre of Fig. 2 for ten sequential time steps ranging from  $t = 4.126$  Gyr to 4.214 Gyr. These maps are shown in a frame rotating at an angular velocity of  $27 \text{ km s}^{-1} \text{ kpc}^{-1}$ , which is the circular frequency at  $R \sim 9 \text{ kpc}$ . The galaxy rotates in the direction in which  $\phi$  decreases. The first (left-hand) and last (right-hand) five columns correspond to the growth and disruption phases of this highlighted spiral arm, respectively. We trace the peak surface density (indicated by blue points in the top panels) and the breathing velocity there and present their time evolution in the bottom panel of Fig. 3. The amplitude of the compressing breathing mode at the arm region increases as the arm grows. At the same time, a large expansion of breathing velocity appears at the trailing side of the arm. The compressing amplitude decreases rapidly during the disruption phase. In the last three snapshots ( $t = 4.195, 4.205$  and  $4.214$  Gyr), both the spiral arm and breathing mode become weaker. The breathing mode reaches almost zero or even weakly positive value, i.e., expansion. In the last snapshot, the spiral arm almost disappears, but still identifiable.



**Figure 2.** Face-on maps from the  $N$ -body model. *Left panel* shows the number counts. *Middle panel* shows the breathing velocity. *Right panel* shows the contour map of the normalised surface density  $\Sigma(R, \phi)/\Sigma_0(R)$ , where  $\Sigma(R, \phi)$  and  $\Sigma_0(R)$  are the 2D surface density and the exponential surface density, respectively. The same contours are shown in the other two panels.



**Figure 3.** Time evolution of a spiral arm and the associated breathing motion. *Top panels* shows the normalised surface density in the ten snapshots between  $t = 4.126$  Gyr and  $4.214$  Gyr. The density maps are shown in the frame rotating with the circular frequency at  $R \sim 9$  kpc on  $R$ - $\phi$  plane. The galaxy rotates in the direction in which  $\phi$  decreases. *Middle panels* shows the breathing velocity. The contours of the upper panels are overplotted. *Bottom panel* shows the normalised surface density and the breathing velocity at the points indicated by blue dots in the top panels as functions of time.



Hence, the dynamic spiral can also coincide with the expanding breathing mode in the disrupting phase.

The previous theoretical studies of the breathing mode due to the spiral arms were based on the density-wave theory of the spiral arm. [Debattista \(2014\)](#) showed that stars move towards (away from) the mid-plane when they enter (leave) the spiral arms, if the spiral arms are like density-wave, and the stars rotate with significantly different speed from the pattern speed of the spiral arms. Therefore, the compressing (expanding) breathing mode appears at the trailing (leading) side of the arm inside the corotation radius, and the opposite trend appears outside the corotation radius. They confirmed this phenomenon through investigation in an  $N$ -body disc model which has grand-designed spiral arms with a well-defined single pattern speed. In an analytical model ([Monari et al. 2016a](#)) and test particle simulations ([Faure et al. 2014](#); [Monari et al. 2016a](#)), it is also shown that stellar motion is compressing and expanding at the trailing and leading sides, respectively, when the corotation radius is at outside of the disc.

Contrary to these previous studies, in our model, the compressing motion is confined to the arm, and there is no systematic displacement. This is because in our simulation the spiral arms are transient and dynamic spiral arms, as seen in many  $N$ -body simulations (e.g., [Sellwood & Carlberg 1984](#); [Baba et al. 2009, 2013](#); [Fujii et al. 2011](#); [Wada et al. 2011](#); [Grand et al. 2012a,b](#); [D’Onghia et al. 2013](#); [Baba 2015](#)). In the dynamic spiral arms, the spiral-arm features co-rotate with the disc stars at every radius. Hence, as a result, the compression due to the spiral arms coincides with the density contrast of the spiral arm, unlike the offset expected from the density wave-like spiral arms.

The alignment between the Local arm and the compression mode in the *Gaia* data in Fig. 1 is striking. Based on the result of our simulation and similarity to the observed trend, we are tempted to suggest that the Local arm is a spiral arm strong enough to induce the compressing breathing mode, and it is a co-rotating dynamic arm like what we can find in the  $N$ -body simulations. Then, the compressing breathing motion in the Local arm indicates that the Local arm is in the growth phase of the dynamic arm.

## 4 DISCUSSION AND CONCLUSION

In this *Letter*, we have reported the detection of the breathing mode associated with the spiral arms, especially the striking coincidence of the compression mode in the Local arm, in the *Gaia* data. We have also identified a similar compressing breathing pattern in growing spiral arms in the isolated  $N$ -body disc model. If the real spiral arms of the MW are similar to this dynamic nature, we can conclude that the observed compressing breathing motion aligned well with the Local arm infers the growth phase of dynamic spiral arms. The strong compressing breathing feature in the Local arm also indicates that the Local arm is not a minor spiral arm but a major strong arm that influences even the vertical velocity field of the stars.

In contrast to the Local arm, the Perseus arm coincides with the expanding breathing mode (see the right panel of Fig. 1). This implies that the Perseus arm is in the disrupting phase. [Baba et al. \(2018\)](#) discovered that velocities of

classical Cepheids around the Perseus arm show a sign of the disruption phase expected from the dynamic spiral arm model ([Baba et al. 2013](#); [Baba 2015](#)). The indication from the expanding breathing mode is consistent with this picture. Applying the same inference from our  $N$ -body simulation result, the Outer arm can be considered as a growth phase, and the Sagittarius-Carina arm and the Scutum-Centaurus arm may be disrupting. This may indicate that the MW harbours the different phases of the dynamic spiral arms, which is naturally seen in  $N$ -body simulations ([Funakoshi et al. in prep.](#)). We note that inferring the evolutionary phases of the arms in the inner Galaxy is more challenging, because they are near the bar end, and the combined effect of the spiral arms and the bar makes the vertical stellar motion more complex ([Monari et al. 2016b](#)). Further studies of the impacts of interference between the bar and spiral arms to the vertical motions are encouraged to comprehensively understand the fascinating nature of the Galactic disc structure.

## ACKNOWLEDGEMENTS

This work has made use of data from the European Space Agency (ESA) mission *Gaia* (<https://www.cosmos.esa.int/gaia>), processed by the *Gaia* Data Processing and Analysis Consortium (DPAC, <https://www.cosmos.esa.int/web/gaia/dpac/consortium>). Funding for the DPAC has been provided by national institutions, in particular, the institutions participating in the *Gaia* Multilateral Agreement. Simulations were performed using GPU clusters, HAPACS at Tsukuba University, Piz Daint at the Swiss National Supercomputing Centre, and Little Green Machine II. T.A. is supported by JSPS Research Fellowships for Young Scientists. This work was supported by Grant-in-Aid for JSPS Fellows Number JP22J11943, the UK’s Science & Technology Facilities Council (STFC grant ST/S000216/1, ST/W001136/1) and MWGaiaDN, a Horizon Europe Marie Skłodowska-Curie Actions Doctoral Network funded under grant agreement no. 101072454 and also funded by UK Research and Innovation (EP/X031756/1).

## DATA AVAILABILITY

The simulation snapshots will be available at <http://galaxies.astron.s.u-tokyo.ac.jp/>. The other data used in this article will be shared on reasonable request to the corresponding author.

## REFERENCES

- Ardèvol J., Monguió M., Figueras F., Romero-Gómez M., Carrasco J. M., 2023, [arXiv e-prints](#), p. [arXiv:2308.01901](#)
- Astropy Collaboration et al., 2022, [ApJ](#), **935**, 167
- Baba J., 2015, [MNRAS](#), **454**, 2954
- Baba J., Asaki Y., Makino J., Miyoshi M., Saitoh T. R., Wada K., 2009, [ApJ](#), **706**, 471
- Baba J., Saitoh T. R., Wada K., 2013, [ApJ](#), **763**, 46
- Baba J., Kawata D., Matsunaga N., Grand R. J. J., Hunt J. A. S., 2018, [ApJ](#), **853**, L23
- Banik U., van den Bosch F. C., Weinberg M. D., 2023, [ApJ](#), **952**, 65

- Bédorf J., Gaburov E., Portegies Zwart S., 2012, *Journal of Computational Physics*, **231**, 2825
- Bédorf J., Gaburov E., Fujii M. S., Nitadori K., Ishiyama T., Portegies Zwart S., 2014, in *Proceedings of the International Conference for High Performance Computing*. pp 54–65 ([arXiv:1412.0659](#)), doi:10.1109/SC.2014.10
- Benjamin R. A., et al., 2005, *ApJ*, **630**, L149
- Bennett M., Bovy J., 2019, *MNRAS*, **482**, 1417
- Carrillo I., et al., 2019, *MNRAS*, **490**, 797
- Churchwell E., et al., 2009, *PASP*, **121**, 213
- D’Onghia E., Vogelsberger M., Hernquist L., 2013, *ApJ*, **766**, 34
- Debattista V. P., 2014, *MNRAS*, **443**, L1
- Drimmel R., 2000, *A&A*, **358**, L13
- Eilers A.-C., Hogg D. W., Rix H.-W., Frankel N., Hunt J. A. S., Fouvy J.-B., Buck T., 2020, *ApJ*, **900**, 186
- Faure C., Siebert A., Famaey B., 2014, *MNRAS*, **440**, 2564
- Fujii M. S., Baba J., Saitoh T. R., Makino J., Kokubo E., Wada K., 2011, *ApJ*, **730**, 109
- Fujii M. S., Bédorf J., Baba J., Portegies Zwart S., 2019, *MNRAS*, **482**, 1983
- GRAVITY Collaboration et al., 2022, *A&A*, **657**, L12
- Gaia Collaboration et al., 2016, *A&A*, **595**, A1
- Gaia Collaboration et al., 2018a, *A&A*, **616**, A1
- Gaia Collaboration et al., 2018b, *A&A*, **616**, A11
- Gaia Collaboration et al., 2021, *A&A*, **649**, A1
- Gaia Collaboration et al., 2023a, *A&A*, **674**, A1
- Gaia Collaboration et al., 2023b, *A&A*, **674**, A37
- Georgelin Y. M., Georgelin Y. P., 1976, *A&A*, **49**, 57
- Ghosh S., Debattista V. P., Khachaturyants T., 2022, *MNRAS*, **511**, 784
- Grand R. J. J., Kawata D., Cropper M., 2012a, *MNRAS*, **421**, 1529
- Grand R. J. J., Kawata D., Cropper M., 2012b, *MNRAS*, **426**, 167
- Hernquist L., 1990, *ApJ*, **356**, 359
- Hou L. G., Han J. L., 2014, *A&A*, **569**, A125
- Hunt J. A. S., Price-Whelan A. M., Johnston K. V., Darragh-Ford E., 2022, *MNRAS*, **516**, L7
- Khachaturyants T., Debattista V. P., Ghosh S., Beraldo e Silva L., Daniel K. J., 2022, *MNRAS*, **517**, L55
- Kuijken K., Dubinski J., 1995, *MNRAS*, **277**, 1341
- Kumar A., Ghosh S., Kataria S. K., Das M., Debattista V. P., 2022, *MNRAS*, **516**, 1114
- Li C., Siebert A., Monari G., Famaey B., Rozier S., 2023, *MNRAS*, **524**, 6331
- Lindgren L., et al., 2021, *A&A*, **649**, A4
- López-Corredoira M., Garzón F., Wang H. F., Sylos Labini F., Nagy R., Chrobáková Ž., Chang J., Villarroel B., 2020, *A&A*, **634**, A66
- Miyachi Y., Sakai N., Kawata D., Baba J., Honma M., Matsunaga N., Fujisawa K., 2019, *ApJ*, **882**, 48
- Monari G., Famaey B., Siebert A., 2015, *MNRAS*, **452**, 747
- Monari G., Famaey B., Siebert A., 2016a, *MNRAS*, **457**, 2569
- Monari G., Famaey B., Siebert A., Grand R. J. J., Kawata D., Boily C., 2016b, *MNRAS*, **461**, 3835
- Morgan W. W., Sharpless S., Osterbrock D., 1952, *AJ*, **57**, 3
- Navarro J. F., Frenk C. S., White S. D. M., 1997, *ApJ*, **490**, 493
- Palicio P. A., Recio-Blanco A., Poggio E., Antoja T., McMillan P. J., Spitoni E., 2023, *A&A*, **670**, L7
- Poggio E., et al., 2021, *A&A*, **651**, A104
- Reid M. J., Brunthaler A., 2020, *ApJ*, **892**, 39
- Reid M. J., et al., 2014, *ApJ*, **783**, 130
- Reid M. J., et al., 2019, *ApJ*, **885**, 131
- Schönrich R., Binney J., Dehnen W., 2010, *MNRAS*, **403**, 1829
- Sellwood J. A., Carlberg R. G., 1984, *ApJ*, **282**, 61
- Shen J., Zheng X.-W., 2020, *Research in Astronomy and Astrophysics*, **20**, 159
- Skowron D. M., et al., 2019, *Science*, **365**, 478
- Skrutskie M. F., et al., 2006, *AJ*, **131**, 1163
- Urquhart J. S., Figura C. C., Moore T. J. T., Hoare M. G., Lumsden S. L., Mottram J. C., Thompson M. A., Oudmaier R. D., 2014, *MNRAS*, **437**, 1791
- VERA Collaboration et al., 2020, *PASJ*, **72**, 50
- Vallée J. P., 2017, *The Astronomical Review*, **13**, 113
- Wada K., Baba J., Saitoh T. R., 2011, *ApJ*, **735**, 1
- Wang H. F., et al., 2020, *MNRAS*, **491**, 2104
- Widmark A., Widrow L. M., Naik A., 2022, *A&A*, **668**, A95
- Widrow L. M., Dubinski J., 2005, *ApJ*, **631**, 838
- Widrow L. M., Pym B., Dubinski J., 2008, *ApJ*, **679**, 1239
- Widrow L. M., Gardner S., Yanny B., Dodelson S., Chen H.-Y., 2012, *ApJ*, **750**, L41
- Williams M. E. K., et al., 2013, *MNRAS*, **436**, 101

This paper has been typeset from a  $\text{\LaTeX}$  file prepared by the author.