

# Inertia & viscosity dictate drop impact forces

Vatsal Sanjay<sup>1†</sup>, Bin Zhang<sup>2‡</sup>, Cunjing Lv<sup>2¶</sup>, and Detlef Lohse<sup>1,3||</sup>

<sup>1</sup>Physics of Fluids Group, Max Planck Center for Complex Fluid Dynamics, Department of Science and Technology, and J. M. Burgers Centre for Fluid Dynamics, University of Twente, P. O. Box 217, 7500 AE Enschede, The Netherlands

<sup>2</sup>Department of Engineering Mechanics, AML, Tsinghua University, Beijing 100084, China

<sup>3</sup>Max Planck Institute for Dynamics and Self-Organization, Am Fassberg 17, 37077 Göttingen, Germany

(Received xx; revised xx; accepted xx)

A liquid drop impacting a rigid substrate undergoes deformation and spreading due to normal reaction forces, which are counteracted by surface tension. On a non-wetting substrate, the drop subsequently retracts and takes off. Our recent work (Zhang et al., *Phys. Rev. Lett.*, vol. 129, 2022, 104501) revealed two peaks in the temporal evolution of the normal force  $F(t)$ —one at impact and another at jump-off. The second peak coincides with a Worthington jet formation, which vanishes at high viscosities due to increased viscous dissipation affecting flow focusing. In this article, using experiments, direct numerical simulations, and scaling arguments, we characterize both the peak amplitude  $F_1$  at impact and the one at take off ( $F_2$ ) and elucidate their dependency on the control parameters: the Weber number  $We$  (dimensionless impact velocity) and the Ohnesorge number  $Oh$  (dimensionless viscosity). For low-viscosity liquids like water, the amplitude  $F_1$  and the time  $t_1$  to reach it are governed by inertial timescales, insensitive to viscosity variations up to 100-fold. For large viscosities, beyond this viscosity-independent regime, we balance the rate of change in kinetic energy and the rate of viscous dissipation to obtain the scaling laws:  $F_1 \sim F_\rho \sqrt{Oh}$  and  $t_1 \sim \tau_\rho / \sqrt{Oh}$ , where  $F_\rho$  and  $\tau_\rho$  are the inertial force and time scales, respectively, which are consistent with our data. The time  $t_2$  at which the amplitude  $F_2$  appears is set by the inertio-capillary timescale  $\tau_\gamma$ , independent of both the viscosity and the impact velocity of the drop. However, these properties dictate the magnitude of this amplitude.

**Key words:**

## 1. Introduction

Drop impacts have piqued the interest of scientists and artists alike for centuries, with the phenomenon being sketched by da Vinci (1508) in the early 16<sup>th</sup> and photographed by Worthington (1876a,b) in the late 19<sup>th</sup> century. It is, indeed, captivating to observe raindrops hitting a solid surface (Kim et al. 2020; Lohse & Villermaux 2020) or ocean spray affecting maritime structures (Berny et al. 2021; Villermaux et al. 2022). The phenomenology of droplet impact is extremely rich, encompassing behaviors such as

<sup>†</sup> Email address for correspondence: vatsalsanjay@gmail.com

<sup>‡</sup> Email address for correspondence: binzhang0710@mail.tsinghua.edu.cn

<sup>¶</sup> Email address for correspondence: cunjinglv@mail.tsinghua.edu.cn

<sup>||</sup> Email address for correspondence: d.lohse@utwente.nl

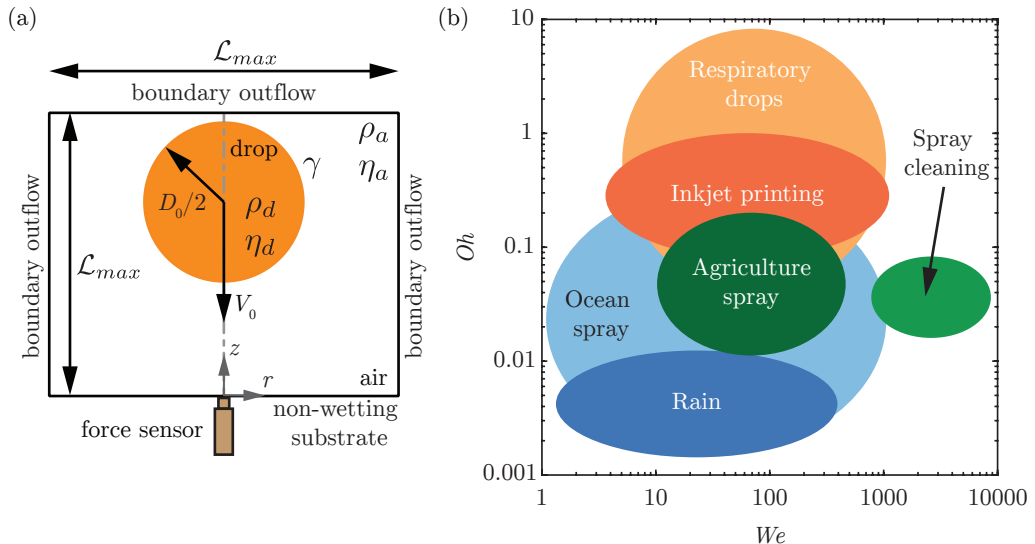


FIGURE 1. (a) Problem schematic with an axisymmetric computational domain used to study the impact of a drop with diameter  $D_0$  and velocity  $V_0$  on a non-wetting substrate. In the experiments, we use a quartz force sensor to measure the temporal variation of the impact force. The subscripts  $d$  and  $a$  denote the drop and air, respectively, to distinguish their material properties, which are the density  $\rho$  and the dynamic viscosity  $\eta$ . The drop–air surface tension coefficient is  $\gamma$ . The grey dashed-dotted line represents the axis of symmetry,  $r = 0$ . Boundary air outflow is applied at the top and side boundaries (tangential stresses, normal velocity gradient, and ambient pressure are set to zero). The domain boundaries are far enough from the drop not to influence its impact process ( $\mathcal{L}_{max} \gg D_0$ ,  $\mathcal{L}_{max} = 8R$  in the worst case). (b) The phase space with control parameters: the Weber number ( $We$ : dimensionless impact velocity) and the Ohnesorge number ( $Oh$ : dimensionless viscosity), exemplifying different applications.

droplet deformation (Biance *et al.* 2006; Moláček & Bush 2012; Chevy *et al.* 2012), spreading (Laan *et al.* 2014; Wildeman *et al.* 2016), splashing Xu *et al.* (2005); Riboux & Gordillo (2014); Thoraval *et al.* (2021), fragmentation (Villermaux & Bossa 2011; Villermaux 2020), bouncing (Richard & Quéré 2000; Kolinski *et al.* 2014; Jha *et al.* 2020; Chubynsky *et al.* 2020; Sharma & Dixit 2021; Sanjay *et al.* 2023), and wetting (de Gennes 1985; Fukai *et al.* 1995; Quéré 2008; Bonn *et al.* 2009). These behaviors are influenced by the interplay of inertial, capillary, and viscous forces, as well as additional factors like non-Newtonian properties (Bartolo *et al.* 2005, 2007; Smith & Bertola 2010; Gorin *et al.* 2022) of the liquid and even ambient air pressure (Xu *et al.* 2005), making the parameter space for this phenomenon both extensive and high-dimensional.

Naturally, even the process of a Newtonian liquid drop impacting a rigid substrate is governed by a plethora of control parameters, including but not limited to the droplet’s density  $\rho_d$ , diameter  $D_0$ , velocity  $V_0$ , dynamic viscosity  $\eta_d$ , and surface tension  $\gamma$  (figure 1a). To navigate this rich landscape, we focus on two main dimensionless numbers that serve as control parameters (figure 1b): the Weber number  $We$ , which is the ratio of inertial to capillary forces and is given by

$$We = \frac{\rho_d V_0^2 D_0}{\gamma}, \quad (1.1)$$

and the Ohnesorge number  $Oh$ , which captures the interplay between viscous damping

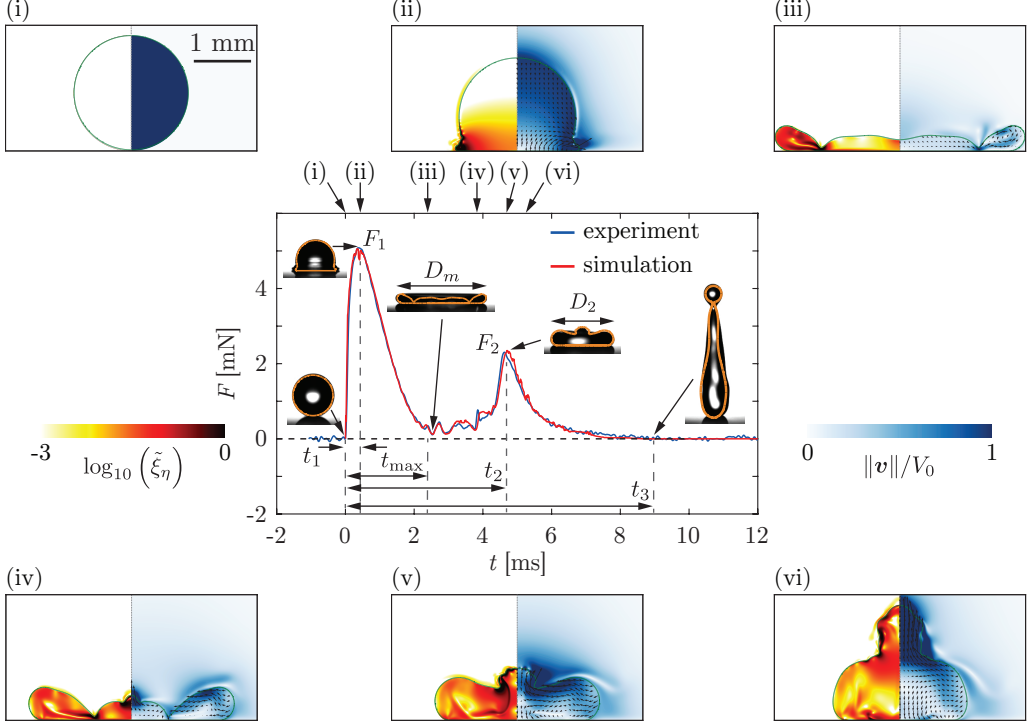


FIGURE 2. Comparison of the drop impact force  $F(t)$  obtained from experiments (blue) and simulations (red) for a drop of diameter  $D_0 = 2.05$  mm falling at a velocity of  $V_0 = 1.2$  m/s (giving  $We = 40$ ). We stress the excellent agreement between experiments and simulations without any free parameters. The insets show representative snapshots at specific time instants overlaid with the drop boundaries from simulations in orange, also revealing good agreement. The two peak amplitudes,  $F_1 \approx 5.1$  mN at  $t_1 \approx 0.37$  ms and  $F_2 \approx 2.3$  mN at  $t_2 \approx 4.63$  ms, characterize the inertial shock from impact and the Worthington jet before takeoff, respectively. The drop reaches the maximum spreading at  $t_{\max}$  when it momentarily stops and retracts until  $t_3$  when the drop takes off ( $F = 0$ ). Six instances are further elaborated through numerical simulations, namely (i)  $t = 0$  ms (touch-down), (ii)  $t = 0.37$  ms ( $t_1$ ), (iii)  $t = 2.5$  ms ( $t_{\max}$ ), (iv)  $t = 3.93$  ms ( $\approx 0.85t_2$ ), (v)  $t = 4.63$  ms ( $t_2$ ), and (vi)  $t = 5.25$  ms ( $\approx 1.15t_2$ ). The left part of each numerical snapshot shows the dimensionless local viscous dissipation function  $\tilde{\xi}_\eta \equiv \xi_\eta D_0 / (\rho_d V_0^3) = 2Oh (\tilde{\mathcal{D}} : \tilde{\mathcal{D}})$ , where,  $\mathcal{D}$  is the symmetric part of the velocity gradient tensor, on a  $\log_{10}$  scale and the right part the velocity field magnitude normalized with the impact velocity. The black velocity vectors are plotted in the center of mass reference frame of the drop, to clearly elucidate the internal flow.

and capillary oscillations, offering insights into how viscosity affects the droplet's behavior upon impact,

$$Oh = \frac{\eta_d}{\sqrt{\rho_d \gamma D_0}}. \quad (1.2)$$

The drop impact is not only interesting from the point of view of fundamental research but also finds relevance in inkjet printing (Lohse 2022), the spread of respiratory drops carrying airborne microbes (Bourouiba 2021; Ji *et al.* 2021; Pöhlker *et al.* 2023), cooling applications (Kim 2007; Shiri & Bird 2017; Jowkar & Morad 2019), agriculture (Bergeron *et al.* 2000; Bartolo *et al.* 2007; Kooij *et al.* 2018; Sijs & Bonn 2020; He *et al.* 2021; Hoffman *et al.* 2021), criminal forensics (Smith *et al.* 2018; Smith & Brutin 2018), and

many other industrial and natural processes (Rein 1993; Yarin 2006; Tuteja *et al.* 2007; Cho *et al.* 2016; Josserand & Thoroddsen 2016; Yarin *et al.* 2017; Liu *et al.* 2017; Hao *et al.* 2016; Yarin *et al.* 2017; Wu *et al.* 2020). For these applications, it is pertinent to understand the forces involved in drop impacts, as these forces can lead to soil erosion (Nearing *et al.* 1986) or damage to engineered surfaces (Ahmad *et al.* 2013; Amirzadeh *et al.* 2017; Gohardani 2011). We refer the readers to Cheng *et al.* (2022) for an overview of the recent studies unraveling drop impact forces; see also Li *et al.* (2014); Soto *et al.* (2014); Philippi *et al.* (2016); Zhang *et al.* (2017); Gordillo *et al.* (2018); Mitchell *et al.* (2019); Zhang *et al.* (2019).

These forces have been studied by Zhang *et al.* (2022), employing experiments and simulations and deriving scaling laws. A liquid drop impacting a non-wetting substrate (figure 2i-vi) undergoes a series of phases—spreading, recoiling, and potentially rebounding (Chantelot 2018)—driven by the normal reaction force exerted by the substrate. The moment of touch-down (figure 2i-ii) (Wagner 1932; Philippi *et al.* 2016; Gordillo *et al.* 2018) is not surprisingly associated with a pronounced peak in the temporal evolution of the drop impact force  $F(t)$  owing to the sudden deceleration as high as 100 times the acceleration due to gravity (Clanet *et al.* 2004) (figure 2,  $F(t = 0.37 \text{ ms}) \approx 5.1 \text{ mN}$ ). The force diminishes as the drop reaches its maximum spreading diameter (figure 2iii). Zhang *et al.* (2022) revealed that also the jump-off is accompanied by a peak in the normal reaction force, which was up to then unknown (figure 2,  $F_2(t_2 = 4.63 \text{ ms}) \approx 2.3 \text{ mN}$  for the second force peak amplitude—at time  $t_2$  after impact). The second peak in the force also coincides with the formation of a Worthington jet, a narrow upward jet of liquid that can form due to flow focusing by the retracting drop (figure 2iv-vi). Under certain conditions ( $We \approx 9$ ), this peak can be even more pronounced than the first. This discovery is critical for superhydrophobicity which is volatile and can fail due to external disturbances such as pressure (Lafuma & Quéré 2003; Callies & Quéré 2005; Sbragaglia *et al.* 2007; Li *et al.* 2017), evaporation (Tsai *et al.* 2010; Chen *et al.* 2012; Papadopoulos *et al.* 2013), mechanical vibration (Bormashenko *et al.* 2007), or the impact forces of prior droplets (Bartolo *et al.* 2006a).

In contrast to our prior study Zhang *et al.* (2022), which fixed the Ohnesorge number to that of a 2 mm diameter water drop ( $Oh = 0.0025$ ), our present investigation reported in this paper explores a broader parameter space. We systematically and independently vary the Weber and Ohnesorge numbers, extending the range of  $Oh$  to as high as 100. This comprehensive approach enables us to develop new scaling laws and provides a more unified understanding of the forces involved in droplet impact problems. Our findings are particularly relevant for applications with varying viscosities and impact velocities (figure 1).

The structure of this paper is as follows: §2 briefly describes the experimental and numerical methods. §3 and §4 offer detailed analyses of the first and second peaks, respectively, focusing on their relationships with the Weber number ( $We$ ) and the Ohnesorge number ( $Oh$ ). Conclusions and perspectives for future research are presented in Section 5.

## 2. Methods

### 2.1. Experimental method

In the experimental setup, shown schematically in figure 1(a), a liquid drop impacts a superhydrophobic substrate. For water drops, such a surface is coated with silanized silica nanobeads with a diameter of 20 nm (Glaco Mirror Coat Zero; Soft99) (Gauthier *et al.*



2015; Li *et al.* 2017) and for viscous aqueous glycerin drops, the upper surface is coated with an acetone solution of hydrophobic beads (Ultra ever Dry, Ultratech International, a typical bead size of 20 nm) (Jha *et al.* 2020). The properties of the impacting drop are controlled using water-glycerol mixtures with viscosities  $\eta_d$  varying by almost two orders of magnitude, from 1 mPas to 80.2 mPas, yet maintaining a fairly constant surface tension  $\gamma$  around 61 mN/m. The drop diameter  $D_0$  is controlled between 2.05 mm and 2.76 mm by pushing it through a calibrated needle. Lastly, the impact velocity  $V_0$  is tuned between 0.38 m/s and 2.96 m/s by varying the height of liquid release. All experiments are conducted at ambient pressure and temperature. The impact force is directly measured using a high-precision piezoelectric force transducer (Kistler 9215A) with a resolution of 0.5 mN. During these measurements, the high-frequency vibrations induced by the measurement system and the surrounding noise are spectrally removed using a low pass filter with a cut-off frequency of 5 kHz, following the procedure in Li *et al.* (2014); Zhang *et al.* (2017); Gordillo *et al.* (2018); Mitchell *et al.* (2019). The experiment also employs a high-speed camera (Photron Fastcam Nova S12) synchronized at 10,000 fps with a shutter speed 1/20,000 s. We refer the readers to Zhang *et al.* (2022) for further details of the experimental setup.

## 2.2. Numerical framework

In the direct numerical simulations (DNS) employed for this study, the continuity and the momentum equations take the form

$$\nabla \cdot \mathbf{v} = 0 \quad (2.1)$$

and

$$\frac{\partial \mathbf{v}}{\partial t} + \nabla \cdot (\mathbf{v}\mathbf{v}) = \frac{1}{\rho} (-\nabla p + \nabla \cdot (2\eta \mathcal{D}) + \mathbf{f}_\gamma), \quad (2.2)$$

respectively. Here,  $\mathbf{v}$  is the velocity field,  $t$  is time, and  $p$  is pressure. We use the free software program *Basilisk C* that employs the well-balanced geometric volume of fluid (VoF) method (Popinet 2009, 2018). The VoF tracer  $\Psi$  delineates the interface between the drop (subscript  $d$ ,  $\psi = 1$ ) and air (subscript  $a$ ,  $\psi = 0$ ), introducing a singular force  $\mathbf{f}_\gamma \approx \gamma \kappa \nabla \Psi$  ( $\kappa$  denotes interfacial curvature, see Brackbill *et al.* 1992) to respect the dynamic boundary condition at the interface. This VoF tracer sets the material properties such that density  $\rho$  and viscosity  $\eta$  are given by

$$\rho = \rho_a + (\rho_d - \rho_a) \Psi \quad (2.3)$$

and

$$\eta = \eta_a + (\eta_d - \eta_a) \Psi, \quad (2.4)$$

respectively. This VoF field is advected with the flow, following the equation

$$\frac{\partial \Psi}{\partial t} + \nabla \cdot (\mathbf{v}\Psi) = 0. \quad (2.5)$$

Lastly, we calculate the normal reaction force  $\mathbf{F}(t)$  by integrating the pressure field  $p$  at the substrate,

$$\mathbf{F}(t) = \left( \int_{\mathcal{A}} (p - p_0) d\mathcal{A} \right) \hat{\mathbf{z}}, \quad (2.6)$$

where,  $p_0$ ,  $d\mathcal{A}$ , and  $\hat{\mathbf{z}}$  are the ambient pressure, substrate area element, and the unit vector normal to the substrate, respectively.

We leverage the axial symmetry of the drop impact (figure 1a). This axial symmetry breaks at large  $We$  ( $\geq 100$  for water drops and even larger Weber number for more viscous drops), owing to destabilization by the surrounding gas after splashing (Xu *et al.* 2005; Eggers *et al.* 2010; Driscoll & Nagel 2011; Riboux & Gordillo 2014; Josserand & Thoroddsen 2016; Zhang *et al.* 2022). To solve the governing equations (2.1)–(2.5), the velocity field  $\mathbf{v}$  and time  $t$  are normalized by the inertio-capillary scales,  $V_\gamma = \sqrt{\gamma/\rho_d D_0}$  and  $\tau_\gamma = \sqrt{\rho_d D_0^3/\gamma}$ , respectively. Furthermore, the pressure is normalized using the capillary pressure scale  $p_\gamma = \gamma/D_0$ . In such a conceptualization,  $Oh$  and  $We$  described in §1 uniquely determine the system. The Ohnesorge number based on air viscosity  $Oh_a = (\eta_a/\eta_d) Oh$  and air-drop density ratio  $\rho_a/\rho_d$  are fixed at  $10^{-5}$  and  $10^{-3}$ , respectively to minimize the influence of the surrounding medium on the impact forces. The substrate is modeled as a no-slip and non-penetrable wall, whereas vanishing stress and pressure are applied at the remaining boundaries to mimic outflow conditions for the surrounding air. The simulations utilize adaptive mesh refinement to finely resolve the velocity, viscous dissipation, and the VoF tracer fields. A minimum grid size  $\Delta = D_0/2048$  is used for this study. To ensure a perfectly non-wetting surface, we impose a thin air layer (minimum thickness  $\sim \Delta/2$ ) between the drop and the substrate. We refer the readers to Sanjay (2022b) for discussions about this “precursor” air film method and to Popinet & collaborators (2013–2023); Sanjay (2022a); Zhang *et al.* (2022) for details on the numerical framework.

### 3. Anatomy of the first impact force peak

This section elucidates the anatomy of the first impact force peak and its relationship with the Weber  $We$  and Ohnesorge  $Oh$  numbers, first for the inertial limit (§3.1,  $Oh \ll 1$ ) and then for the viscous asymptote (§3.2,  $Oh \gg 1$ ). The results of this section are summarized in figure 3 that shows an excellent agreement between experiments and simulations without any free parameters.

#### 3.1. Low Ohnesorge number impacts

For low  $Oh$  and large  $We$ , inertial force and time scales dictate the drop impact dynamics (figures 3 and 4). As the drop falls on a substrate, the part of the drop immediately in contact with the substrate stops moving, whereas the top of the drop still falls with the impact velocity (figure 4, from  $t = t_1/4$  until  $t = t_1$ ). Consequently, momentum conservation implies

$$F_1 \sim V_0 \frac{dm}{dt}, \quad (3.1)$$

where the mass flux  $dm/dt \sim \rho_d V_0 D_0^2$  (Soto *et al.* 2014; Zhang *et al.* 2022). As a result, the first peak amplitude scales with the inertial pressure force (figure 3a)

$$F_1 \sim F_\rho, \text{ where } F_\rho = \rho_d V_0^2 D_0^2, \quad (3.2)$$

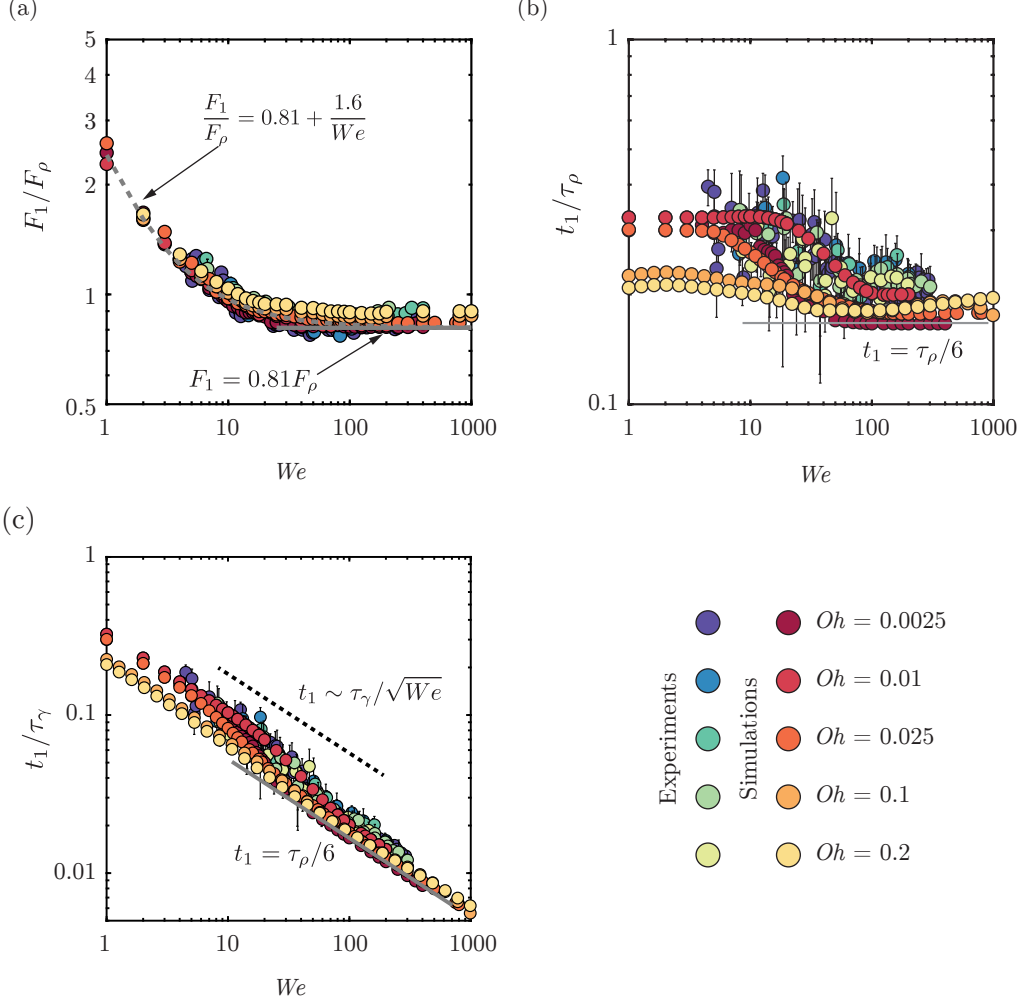


FIGURE 3. Anatomy of the first impact force peak amplitude at low  $Oh$  in between 0.0025 and 0.2, see color legend:  $We$  dependence of the (a) magnitude  $F_1$  normalized by the inertial force scale  $F_\rho = \rho_d V_0^2 D_0^2$  and time  $t_1$  to reach the first force peak amplitude normalized by (b) the inertial timescale  $\tau_\rho = D_0/V_0$  and (c) the inertio-capillary time scale  $\tau_\gamma = \sqrt{\rho_d D_0^3/\gamma}$ .

for high Weber numbers ( $We > 30$ ,  $F_1 \approx 0.81F_\rho$ ). Furthermore, the time  $t_1$  to reach  $F_1$  follows

$$t_1 \sim \frac{D_0}{V_0} = \tau_\rho, \quad (3.3)$$

where,  $\tau_\rho$  is the inertial timescale. The relation between equations (3.2) and (3.3) is apparent from the momentum conservation which implies that the impulse of the first force peak is equal to the momentum of the impacting drop, i.e.,  $F_1 t_1 \sim \rho_d V_0 D_0^3 = F_\rho \tau_\rho$  (see Gordillo *et al.* 2018, Zhang *et al.* 2022, and figures 3b,c). These scaling laws depend only on the inertial shock at impact and are wettability-independent (Zhang *et al.* 2017; Gordillo *et al.* 2018; Zhang *et al.* 2022). For details of the scaling law, including the

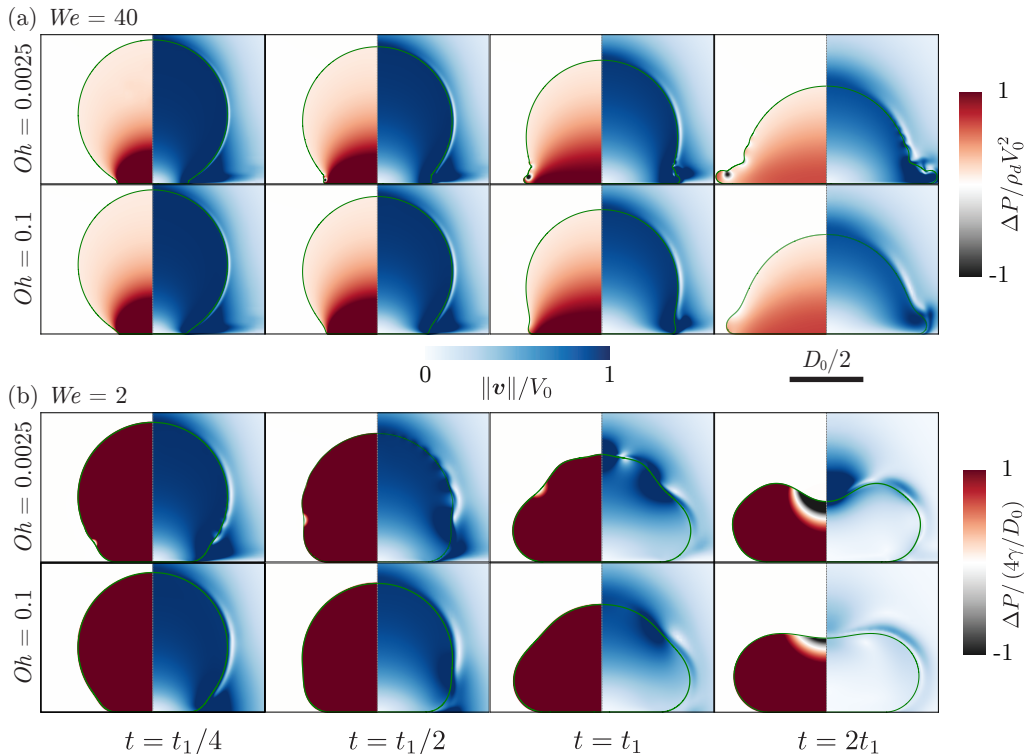


FIGURE 4. Direct numerical simulations snapshots illustrating the drop impact dynamics for  $We =$  (a) 40 and (b) 2. The left-hand side of each numerical snapshot shows the pressure normalized by (a) the inertial pressure scale  $\rho_d V_0^2$  and (b) the capillary pressure scale  $\gamma/D_0$ . The right-hand side shows the velocity field magnitude normalized by the impact velocity  $V_0$ .

prefactors, we refer the readers to [Philippi \*et al.\* \(2016\)](#); [Gordillo \*et al.\* \(2018\)](#); [Cheng \*et al.\* \(2022\)](#).

Figure 3 further illustrates that this inertial asymptote is insensitive to viscosity variations up to 100-fold as  $F_1 \sim F_\rho$  and  $t_1 \sim \tau_\rho$  for  $0.0025 < Oh < 0.2$ . However, deviations from the inertial force and time scales are apparent for  $We < 30$  (figure 3), a phenomenon also reported in earlier work ([Soto \*et al.\* 2014](#); [Zhang \*et al.\* 2022](#)). In these instances, inertia does not act as the sole governing force but instead complements surface tension, which dictates the pressure inside the drop ( $p \sim \gamma/D_0$  throughout the drop for  $We \lesssim 1$ , figure 4b). [Zhang \*et al.\* \(2022\)](#) proposed an empirical functional dependence as

$$F_1 = \left( \alpha_1 \rho_d V_0^2 + \alpha_2 \frac{\gamma}{D_0} \right) D_0^2, \quad (3.4)$$

based on dimensional analysis, with  $\alpha_1$  and  $\alpha_2$  as free parameters which were determined to be approximately 1.6 and 0.81, respectively for water ( $Oh = 0.0025$ ). These coefficients only deviate marginally in the current work despite the significant increase in  $Oh$  as compared to previous works ([Cheng \*et al.\* 2022](#); [Zhang \*et al.\* 2022](#)). This consistency underscores the invariance of the pressure field inside the drop to an increase in  $Oh$  (close to the impact region, figure 4a and throughout the drop, figure 4b).

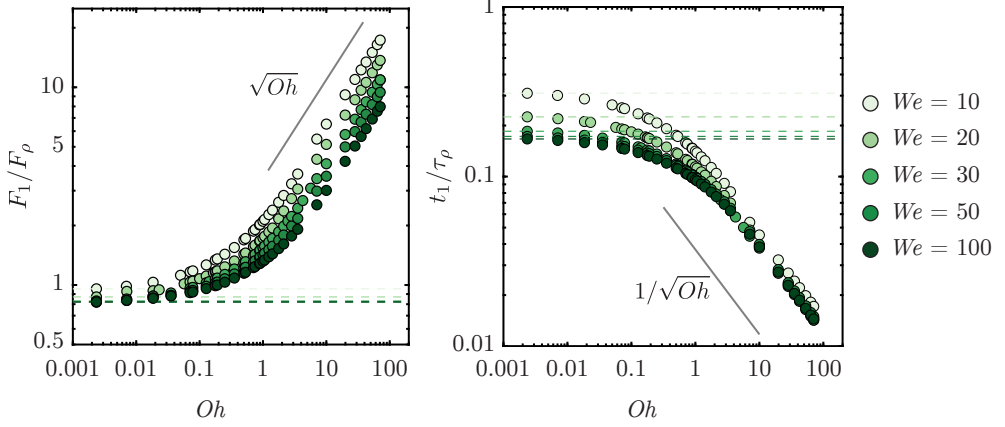
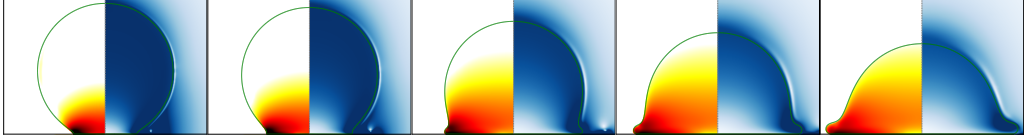
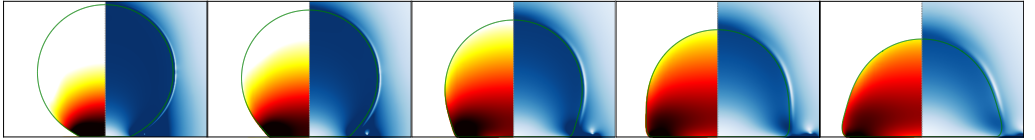


FIGURE 5. Anatomy of the first impact force peak amplitude for viscous impacts from our numerical simulations: the  $Oh$  dependence of (a) the magnitude  $F_1$  normalized by the inertial force scale  $\rho_d V_0^2 D_0^2$  and (b) the time  $t_1$  to reach the first force peak amplitude normalized by inertial timescale  $\tau_\rho = D_0/V_0$ . The gray line corresponds to the scaling relationship described in §3.2. The Weber number is color-coded.

(a)  $Oh = 0.05$



(b)  $Oh = 0.5$



(c)  $Oh = 5$

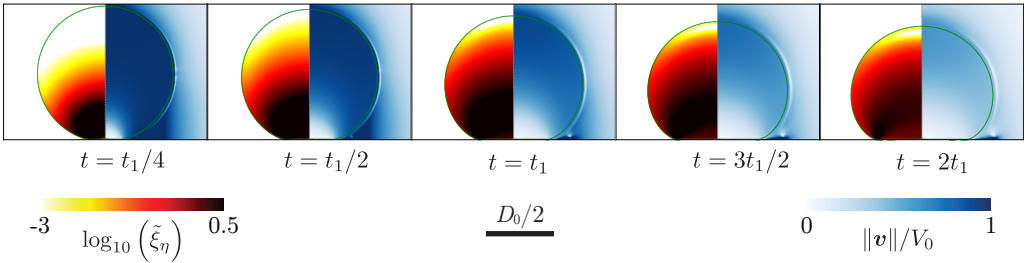


FIGURE 6. Direct numerical simulations snapshots illustrating the drop impact dynamics for  $We = 100$  and  $Oh =$  (a) 0.05, (b) 0.5, and (c) 5. The left-hand side of each numerical snapshot shows the viscous dissipation function  $\xi_\eta$  normalized by the inertial scale  $\rho_d V_0^3/D_0$ . The right-hand side shows the velocity field magnitude normalized by the impact velocity  $V_0$ .

### 3.2. Large Ohnesorge number impacts

Figure 5 reaffirms the findings of §3.1 for low  $Oh$  that the first impact peak amplitude  $F_1$  and the time to reach this peak amplitude  $t_1$  scale with  $F_\rho$  and  $\tau_\rho$ , respectively. As the Ohnesorge number increases further, the first impact force peak amplitude normalized

with  $F_\rho$  begins to increase, indicating a transition around  $Oh \approx 0.1$ , where viscosity starts to play a significant role. At large  $Oh$ , we observe the scaling relationship (figure 5a)

$$F_1 \sim F_\rho \sqrt{Oh}. \quad (3.5)$$

The drop's momentum is still  $\rho_d V_0 D_0^3$  which must be balanced by the impulse from the substrate,  $F_1 t_1$  (see §3.1, Gordillo *et al.* 2018, Zhang *et al.* 2022, and figure 5b). Consequently, the time  $t_1$  follows

$$t_1 \sim \frac{\tau_\rho}{\sqrt{Oh}}. \quad (3.6)$$

Figure 5 further shows that these scaling laws are only weakly dependent on the Weber number, as viscous dissipation consumes the entire initial kinetic energy of the impacting droplet (figure 6). This demonstrates how the interplay between kinetic energy and viscous dissipation within the droplet dictates the functional dependence of the maximum impact force on  $Oh$ .

To systematically account for these scaling behaviors, we need to find the typical scales for the rate of change of kinetic energy and that of the rate of viscous dissipation for the drop impact system. First, we can readily define an average rate of viscous dissipation per unit mass as

$$\bar{\varepsilon} \sim \frac{1}{t_{\max}} \frac{1}{D_0^3} \int_0^{t_{\max}} \int_\Omega \nu_d (\mathbf{D} : \mathbf{D}) d\Omega dt, \quad (3.7)$$

where  $\nu_d$  is the kinematic viscosity of the drop and  $d\Omega$  is the volume element where dissipation occurs. Notice that  $\bar{\varepsilon}$  has the dimensions of  $V_0^3/D_0$ , i.e., length squared over time cubed or velocity squared over time, as it should be for dissipation rate of energy/mass. We can estimate  $\Omega = R_{\text{foot}}^2 l_\eta$  (figure 6), where  $R_{\text{foot}}$  is the drop's foot radius in contact with the substrate and  $l_\eta$  is the viscous boundary layer thickness. Consequently, the velocity gradient scales as  $V_0/l_\eta$  giving

$$\bar{\varepsilon} \sim \frac{1}{t_{\max} D_0^3} \int_0^{t_{\max}} \nu_d \left( \frac{V_0}{l_\eta} \right)^2 R_{\text{foot}}^2 l_\eta dt. \quad (3.8)$$

To calculate  $R_{\text{foot}}$ , we assume that the drop maintains a spherical cap shape throughout the impact (figure 6). To calculate the distance the drop would have traveled if there were no substrate, we use the relation  $d \sim V_0 t$ . Simple geometric arguments allow us to determine the relation between the foot radius and this distance,  $R_{\text{foot}} \sim \sqrt{D_0 d}$  (Wagner 1932; Philippi *et al.* 2016; Gordillo *et al.* 2019; Bertin 2023). Furthermore, the viscous boundary layer  $l_\eta$  can be approximated using  $\sqrt{\nu_d t}$  (Eggers *et al.* 2010; Philippi *et al.* 2016). Filling these in (3.8), we get

$$\bar{\varepsilon} \sim \frac{1}{t_{\max} D_0^2} \int_0^{t_{\max}} \sqrt{\nu_d} V_0^3 \sqrt{t} dt, \quad (3.9)$$

which on integration gives

$$\bar{\varepsilon} \sim \sqrt{\nu_d t_{\max}} V_0^3 / D_0^2. \quad (3.10)$$

The next step is to estimate  $t_{\max}$  for which we use the analogy between drop impact and drop oscillation (Richard *et al.* 2002; Chevy *et al.* 2012). The Rayleigh oscillation time  $\tau_\gamma = \sqrt{\rho_d D_0^3 / \gamma}$  is the typical timescale of this where the time interval from impact ( $t = 0$ ) until the end of spreading ( $t = t_{\max}$ ) is equivalent to 1/4 of the drop oscillation cycle (Chantelot 2018; Zhang *et al.* 2022). Consequently,  $t_{\max}$  scales with  $\tau_\gamma$  and is independent of the  $Oh$  and  $We$ . Filling this in (3.10), we get  $\bar{\varepsilon} \sim \sqrt{\nu_d \tau_\gamma} V_0^3 / D_0^2$ . Normalizing  $\bar{\varepsilon}$  with the inertial scales  $V_0^3 / D_0$ ,

$$\frac{\bar{\varepsilon}}{V_0^3 / D_0} \sim \sqrt{\frac{\nu_d \tau_\gamma}{D_0^2}} = \sqrt{Oh}. \quad (3.11)$$

Next, the kinetic energy of the falling drop is given by

$$\dot{K}(t) \equiv \frac{dK(t)}{dt} \sim \rho_d D_0^3 \bar{\varepsilon}, \quad \text{where } K(t) = \frac{1}{2} m (V(t))^2, \quad (3.12)$$

and  $V(t)$  is the drop's center of mass velocity. The left hand side of (3.12) can be written as

$$\dot{K}(t) = m V(t) \frac{dV(t)}{dt} = F(t) V(t). \quad (3.13)$$

In equation (3.13),  $F(t)$  and  $V(t)$  scale with the first impact force peak amplitude  $F_1$  and the impact velocity  $V_0$ , respectively, giving the typical scale of the rate of change of kinetic energy as

$$\dot{K}^* \sim F_1 V_0. \quad (3.14)$$

We stress that (3.14) states that the rate of change of kinetic energy is equal to the power of the normal reaction force, an observation already made by Wagner (1932) and Philippi *et al.* (2016) in the context of impact problems. Lastly, at large  $Oh$ , viscous dissipation enervates kinetic energy completely giving, (figure 6c, also see: Philippi *et al.* (2016) and Wildeman *et al.* (2016)),

$$\dot{K}^* \sim F_1 V_0 \sim \rho_d D_0^3 \bar{\varepsilon} \quad (3.15)$$

Additionally, we use the inertial scales to non-dimensionalize (3.15) and fill in (3.11), giving

$$\frac{F}{F_\rho} \sim \frac{\bar{\varepsilon}}{V_0^3 / D_0} \sim \sqrt{Oh} \quad (3.16)$$

and using  $F_1 t_1 \sim \rho_d V_0 D_0^3 = F_\rho \tau_\rho$ ,

$$\frac{t_1}{\tau_\rho} \sim \frac{1}{\sqrt{Oh}}. \quad (3.17)$$

In summary, we use energy and momentum invariance to elucidate the parameter dependencies of the impact force.



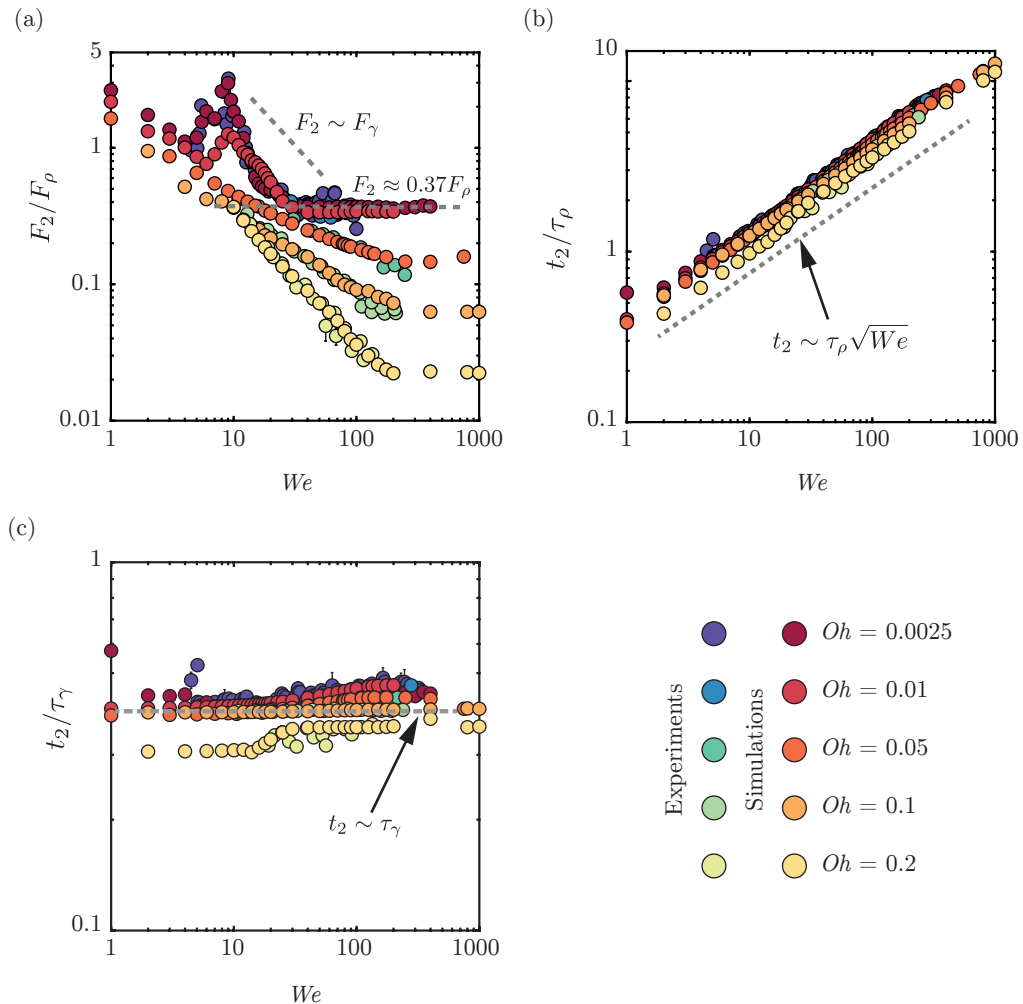


FIGURE 7. Anatomy of the second impact force peak amplitude:  $We$  dependence of the (a) magnitude  $F_2$  normalized by the inertial force scale  $F_\rho = \rho_d V_0^2 D_0^2$  and time  $t_2$  to reach the second force peak amplitude normalized by (b) the inertio-capillary time scale  $\tau_\gamma = \sqrt{\rho_d D_0^3 / \gamma}$  and (c) inertial timescale  $\tau_\rho = D_0 / V_0$ .

#### 4. Anatomy of the second impact force peak

This section delves into the anatomy of the second impact force peak amplitude  $F_2$  as a function of the Weber  $We$  and Ohnesorge  $Oh$  numbers, summarized in figure 7. We once again note the remarkable agreement between experiments and numerical simulations in this figure.

Similar to the mechanism leading to the formation of the first peak (§3), also the mechanism for the formation of this second peak is momentum conservation. As the drop takes off the surface, it applies a force on the substrate. As noted in §1 and Zhang *et al.* (2022), this force also coincides with the formation of a Worthington jet (figure 2iv-vi). The time  $t_2$  at which the second peak is observed scales with the inertio-capillary timescale and is insensitive to  $We$  and  $Oh$  (figure 7b,c). Once again, we invoke the analogy between drop oscillation and drop impact to explain this behavior (Richard *et al.* 2002;

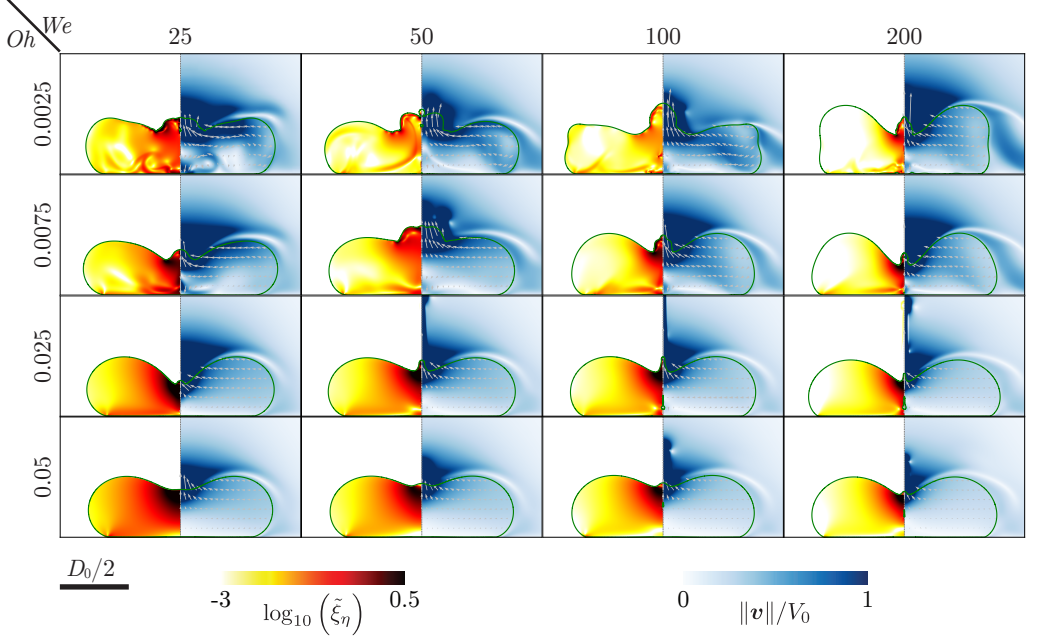


FIGURE 8. Direct numerical simulations snapshots illustrating the influence of  $We$  and  $Oh$  on the inception of the Worthington jet. All these snapshots are taken at the instant when the second peak appears in the temporal evolution of the normal reaction force ( $t = t_2$ ). The left-hand side of each numerical snapshot shows the viscous dissipation function  $\xi_\eta$  normalized by the inertial scale  $\rho_d V_0^3 / D_0$ . The right-hand side shows the velocity field magnitude normalized by the impact velocity  $V_0$ . The gray velocity vectors are plotted in the center of mass reference frame of the drop to clearly elucidate the internal flow.

Chevy *et al.* 2012). At the time instant  $t_2 \approx 0.44\tau_\gamma$ , the drop's internal motion undergoes a transition from a predominantly radial flow to a vertical one due to the formation of the Worthington jet (Chantelot 2018; Zhang *et al.* 2022). Figure 8 exemplifies this jet in the  $Oh - We$  parameter space, which is intricately related to the second peak in the drop impact force. For low  $Oh$  and large  $We$ , the drop retraction follows a modified Taylor-Culick dynamics (Bartolo *et al.* 2005; Eggers *et al.* 2010; Sanjay *et al.* 2022). As  $We$  is increased, the jet gets thinner but faster, maintaining a constant momentum flux  $\rho_d V_j^2 d_j^2$ , where  $V_j$  and  $d_j$  are the jet's velocity and diameter, respectively (figure 8, Zhang *et al.* 2022). This invariance leads to the observed scaling  $F_2 \sim F_\rho$  in this regime ( $F_2 \approx 0.37F_\rho$  for  $We \geq 30, Oh \leq 0.01$ ).

Furthermore, the low  $We$  and  $Oh$  regime relies entirely on capillary pressure (figure 4). Subsequently,  $F_2 \sim F_\gamma = \gamma D_0$  for  $Oh < 0.01$  and  $We < 30$  (figure 7). This flow focusing (figure 8) is most efficient for  $We = 9$  (figure 9a,  $t_2/2 < t < t_2$ , Renardy *et al.* 2003; Bartolo *et al.* 2006b) where the capillary resonance leads to a thin-fast jet, accompanied by a bubble entrainment, reminiscent of the hydrodynamic singularity (figure 9, Zhang *et al.* 2022; Sanjay *et al.* 2021). The characteristic feature of this converging flow is a higher magnitude of  $F_2$  compared to  $F_1$  (figure 7).

However, this singular jet regime is very narrow in the  $Oh - We$  phase space. Figure 9b shows two cases for water drops ( $Oh = 0.0025$ ) at different  $We$  (5 and 12 for figures 9b-i and b-ii, respectively). Bubble entrainment does not occur in either of these cases. Consequently, the maximum force amplitude diminishes for these two cases (figure 7). Nonetheless, these cases are still associated with high local viscous dissipation near the

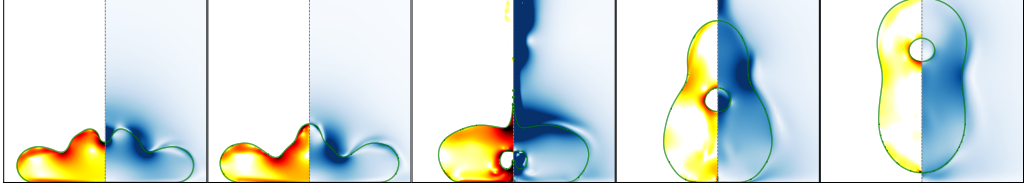
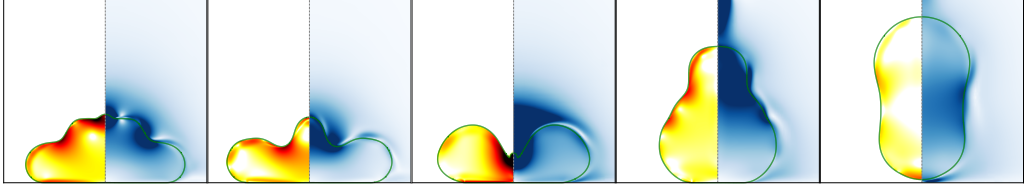
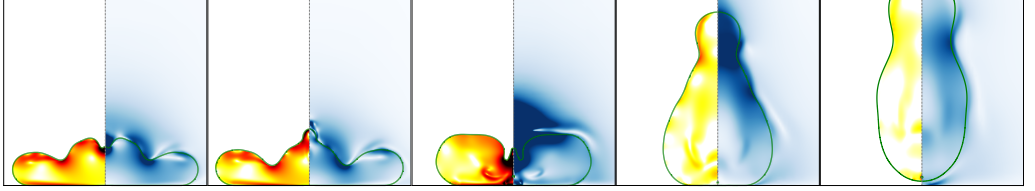
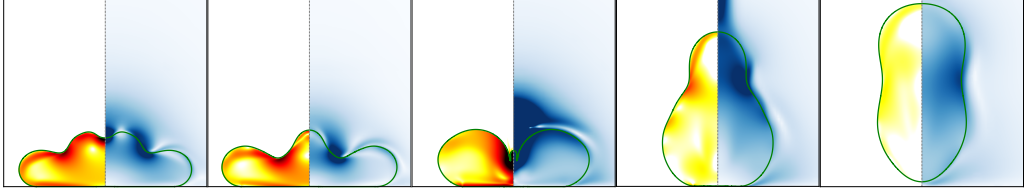
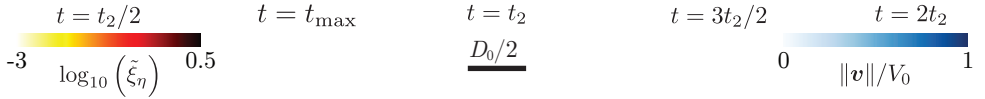
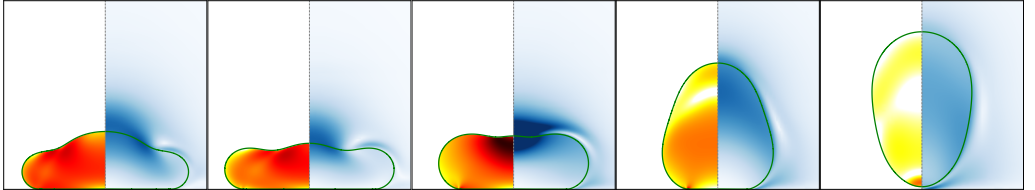
(a)  $We = 9, Oh = 0.0025$ (b)  $Oh = 0.0025$ (i)  $We = 5$ (ii)  $We = 12$ (c)  $We = 9$ (i)  $Oh = 0.005$ (ii)  $Oh = 0.05$ 

FIGURE 9. Direct numerical simulations snapshots illustrating the influence of  $We$  and  $Oh$  on the singular Worthington jet. (a)  $(We, Oh) = (9, 0.0025)$ , (b)  $Oh = 0.0025$  with  $We =$  (i) 5 and (ii) 12, and (c)  $We = 9$  with  $Oh =$  (i) 0.005 and (ii) 0.05. The left-hand side of each numerical snapshot shows the viscous dissipation function  $\xi_\eta$  normalized by inertial scale  $\rho_d V_0^3 / D_0$ . The right-hand side shows the velocity field magnitude normalized by the impact velocity  $V_0$ .

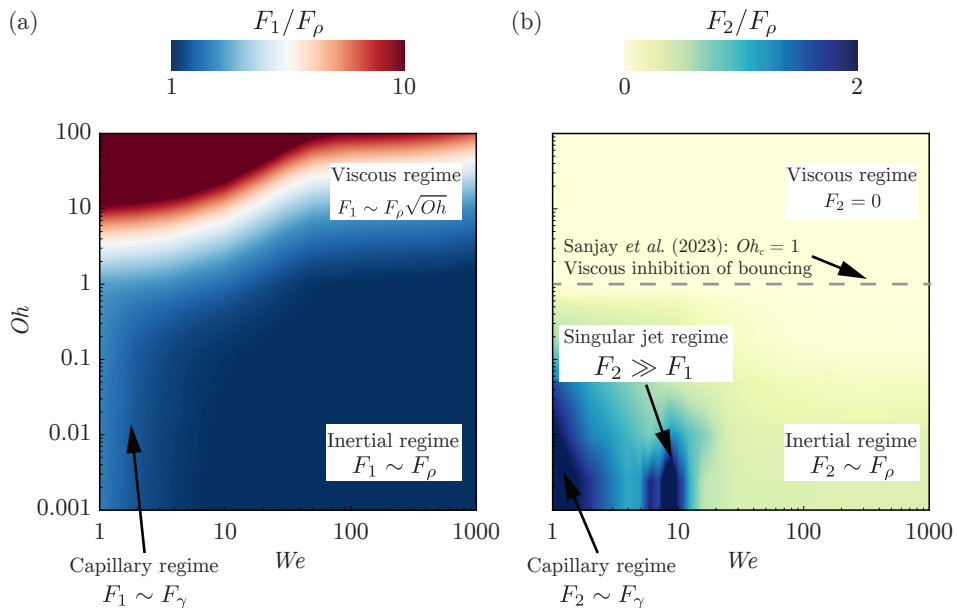


FIGURE 10. Regime map in terms of the drop Ohnesorge number  $Oh$  and the impact Weber number  $We$  to summarize the two peaks in the impact force by showing the different regimes described in this work based on (a) the first peak in the impact force peak amplitude  $F_1$  and (b) the second peak in the impact force peak amplitude  $F_2$ . Both peaks are normalized by the inertial force scale  $F_\rho = \rho_d V_0^2 D_0^2$ . These regime maps are constructed using  $\sim 1500$  simulations in the range  $0.001 \leq Oh \leq 100$  and  $1 \leq We \leq 1000$ . The gray dotted line in (b) marks  $Oh = 1$ , the bouncing-no bouncing transition on an ideal non-wetting substrate as found by Sanjay *et al.* (2023).

axis of symmetry owing to the singular nature of the flow. Another mechanism to inhibit this singular Worthington jet is viscous dissipation in the bulk. As the Ohnesorge number increases, this singular jet formation disappears ( $Oh = 0.005$ , figure 9c-i), significantly reducing the second peak of the impact force. For even higher viscosities, the droplet no longer exhibits the sharp, focused jet formation seen at lower viscosities, and the second peak in the force is notably diminished ( $Oh = 0.05$ , figure 9c-ii).

Lastly, as  $Oh$  increases, bulk dissipation becomes dominant (apparent from increasing  $Oh$  at fixed  $We$  in figure 8) and can entirely inhibit drop bouncing. Recently, Jha *et al.* (2020); Sanjay *et al.* (2023) showed that there exists a critical viscosity, two orders of magnitude higher than that of water, beyond which aqueous drops do not bounce either, irrespective of their impact velocity. Consequently, the second peak in the impact force diminishes for larger  $Oh$ , which explains the monotonic decrease of the amplitude  $F_2$  observed in figure 7 for  $We > 30, Oh > 0.01$ .

## 5. Conclusion and outlook

In this work, we study the forces and dissipation encountered during the drop impact process by employing experiments, numerical simulations, and theoretical scaling laws. We vary the two dimensionless control parameters—the Weber ( $We$ : dimensionless impact velocity) and the Ohnesorge number ( $Oh$ : dimensionless viscosity) independently to elucidate the intricate interplay between inertia, viscosity, and surface tension in governing the forces exerted by a liquid drop upon impact on a non-wetting substrate.

For the first impact force peak amplitude  $F_1$ , owing to the momentum balance after the

inertial shock at impact, figure 10(a) summarizes the different regimes in the  $Oh - We$  phase space. For low  $Oh$ , inertial forces predominantly dictate the impact dynamics, such that  $F_1$  scales with the inertial force  $F_\rho$  (Philippi *et al.* 2016; Gordillo *et al.* 2018; Mitchell *et al.* 2019; Cheng *et al.* 2022; Zhang *et al.* 2022) and is insensitive to viscosity variations up to 100-fold. As  $Oh$  increases, the viscosity becomes significant, leading to a new scaling law:  $F_1 \sim F_\rho \sqrt{Oh}$ . The paper unravels this viscous scaling behavior by accounting for the loss of initial kinetic energy owing to viscous dissipation inside the drop. Lastly, at low  $We$ , the capillary pressure inside the drop leads to the scaling  $F_1 \sim F_\gamma$  (Moláček & Bush 2012; Chevy *et al.* 2012).

The normal reaction force described in this work is responsible for deforming the drop as it spreads onto the substrate, where it stops thanks to surface tension. If the substrate is non-wetting, it retracts to minimize the surface energy and finally takes off (Richard & Quéré 2000). In this case, the momentum conservation leads to the formation of a Worthington jet and a second peak in the normal reaction force, as summarized in figure 10(b). For low  $Oh$  and high  $We$ , the second force peak amplitude scales with the inertial force ( $F_\rho$ ), following a modified Taylor-Culick dynamics (Eggers *et al.* 2010). In contrast, capillary forces dominate at low  $We$  and low  $Oh$ , leading to a force amplitude scaling of  $F_2 \sim F_\gamma$ . We also identify a narrow regime in the  $Oh - We$  phase space where a singular Worthington jet forms, significantly increasing  $F_2$  (Bartolo *et al.* 2006b; Zhang *et al.* 2022), localized in the parameter space for  $We \approx 9$  and  $Oh < 0.01$ . As  $Oh$  increases, bulk viscous dissipation counteracts this jet formation, diminishing the second peak and ultimately inhibiting drop bouncing.

Our findings have far-reaching implications, not only enriching the fundamental understanding of fluid dynamics of drop impact but also informing practical applications in diverse fields such as inkjet printing, public health, agriculture, and material science where the entire range of  $Oh - We$  phase space is relevant (figures 1b and 10). While this has identified new scaling laws, it also opens avenues for future research. For instance, it would be interesting to use the energy accounting approach to unify the scaling laws for the maximum spreading diameter for arbitrary  $Oh$  (Laan *et al.* 2014; Wildeman *et al.* 2016). The  $We$  influence on the impact force also warrants further exploration, especially in the regime  $We \ll 1$  for arbitrary  $Oh$  (Chevy *et al.* 2012; Moláček & Bush 2012) and drop impact on compliant surfaces (Alventosa *et al.* 2023; Ma & Huang 2023). Another potential extension of this work is to non-Newtonian fluids (Martouzet *et al.* 2021; Agüero *et al.* 2022; Bertin 2023; Jin *et al.* 2023).

**Code availability.** The codes used in the present article are permanently available at Sanjay (2022a).

**Acknowledgements.** We would like to thank Vincent Bertin for comments on the manuscript. We would also like to thank Andrea Prosperetti, Pierre Chantelot, Devaraj van der Meer, and Uddalok Sen for illuminating discussions.

**Funding.** We acknowledge the funding by the ERC Advanced Grant No. 740479-DDD and NWO-Canon grant FIP-II. This work was carried out on the national e-infrastructure of SURFsara, a subsidiary of SURF cooperation, the collaborative ICT organization for Dutch education and research. This work was sponsored by NWO - Domain Science for the use of supercomputer facilities.

**Declaration of Interests.** The authors report no conflict of interest.

### Author ORCID.

V. Sanjay <https://orcid.org/0000-0002-4293-6099>;

B. Zhang <https://orcid.org/0000-0001-8550-2584>;

C. Lv <https://orcid.org/0000-0001-8016-6462>;

D. Lohse <https://orcid.org/0000-0003-4138-2255>.

### REFERENCES

- AGÜERO, E. A., ALVENTOSA, L. F. L., HARRIS, D. M. & GALEANO-RIOS, C. A. 2022 Impact of a rigid sphere onto an elastic membrane. *Proc. R. Soc. Lond. A* **478** (2266), 20220340.
- AHMAD, M., SCHATZ, M. & CASEY, M. V. 2013 Experimental investigation of droplet size influence on low pressure steam turbine blade erosion. *Wear* **303**, 83–86.
- ALVENTOSA, L. F. L., CIMPEANU, R. & HARRIS, D. M. 2023 Inertio-capillary rebound of a droplet impacting a fluid bath. *J. Fluid Mech.* **958**, A24.
- AMIRZADEH, B., LOUHGHALAM, A., RAESSI, M. & TOOTKABONI, M. 2017 A computational framework for the analysis of rain-induced erosion in wind turbine blades. *J. Wind Eng. Ind. Aerodyn.* **163**, 33–43.
- BARTOLO, D., BOUAMRIRENE, F., VERNEUIL, E., BUGUIN, A., SILBERZAN, P. & MOULINET, S. 2006a Bouncing or sticky droplets: Impalement transitions on superhydrophobic micropatterned surfaces. *Europhys. Lett.* **74** (2), 299.
- BARTOLO, D., BOUDAUD, A., NARCY, G. & BONN, D. 2007 Dynamics of non-Newtonian droplets. *Phys. Rev. Lett.* **99** (17), 174502.
- BARTOLO, D., JOSSERAND, C. & BONN, D. 2005 Retraction dynamics of aqueous drops upon impact on non-wetting surfaces. *J. Fluid Mech.* **545**, 329–338.
- BARTOLO, D., JOSSERAND, C. & BONN, D. 2006b Singular jets and bubbles in drop impact. *Phys. Rev. Lett.* **96** (12), 124501.
- BERGERON, V., BONN, D., MARTIN, J. Y. & VOVELLE, L. 2000 Controlling droplet deposition with polymer additives. *Nature* **405** (6788), 772–775.
- BERNY, A., POPINET, S., SÉON, T. & DEIKE, L. 2021 Statistics of jet drop production. *Geophys. Res. Lett.* **48** (10), e2021GL092919.
- BERTIN, V. 2023 Similarity solutions in elastohydrodynamic bouncing. *arXiv preprint arXiv:2308.10754*.
- BIANCE, A.-L., CHEVY, F., CLANET, C., LAGUBEAU, G. & QUÉRÉ, D. 2006 On the elasticity of an inertial liquid shock. *J. Fluid Mech.* **554**, 47–66.
- BONN, D., EGGERS, J., INDEKEU, J., MEUNIER, J. & ROLLEY, E. 2009 Wetting and spreading. *Rev. Mod. Phys.* **81** (2), 739–805.
- BORMASHENKO, E., POGREB, R., WHYMAN, G. & ERLICH, M. 2007 Resonance Cassie-Wenzel wetting transition for horizontally vibrated drops deposited on a rough surface. *Langmuir* **23** (24), 12217–12221.
- BOUROUBA, L. 2021 The fluid dynamics of disease transmission. *Annu. Rev. Fluid Mech.* **53**, 473–508.
- BRACKBILL, J. U., KOTHE, D. B. & ZEMACH, C. 1992 A continuum method for modeling surface tension. *J. Comput. Phys.* **100** (2), 335–354.
- CALLIES, M. & QUÉRÉ, D. 2005 On water repellency. *Soft Matter* **1** (1), 55–61.
- CHANTELOT, P. 2018 Rebonds spéciaux de liquides. PhD thesis, Université Paris-Saclay (ComUE).
- CHEN, X., MA, R., LI, J., HAO, C., GUO, W., LUK, B. L., LI, S. C., YAO, S. & WANG, Z. 2012 Evaporation of droplets on superhydrophobic surfaces: surface roughness and small droplet size effects. *Phys. Rev. Lett.* **109** (11), 116101.
- CHENG, X., SUN, T.-P. & GORDILLO, L. 2022 Drop impact dynamics: impact force and stress distributions. *Annu. Rev. Fluid Mech.* **54**, 57–81.

- CHEVY, F., CHEPELIANSKII, A., QUÉRÉ, D. & RAPHAËL, E. 2012 Liquid Hertz contact: softness of weakly deformed drops on non-wetting substrates. *Europhys. Lett.* **100** (5), 54002.
- CHO, H. J., PRESTON, D. J., ZHU, Y. & WANG, E. N. 2016 Nanoengineered materials for liquid–vapour phase-change heat transfer. *Nat. Rev. Mater.* **2** (2), 16092.
- CHUBYNSKY, M. V., BELOUSOV, K. I., LOCKERBY, D. A. & SPRITTLES, J. E. 2020 Bouncing off the walls: the influence of gas-kinetic and van der Waals effects in drop impact. *Phys. Rev. Lett.* **124**, 084501.
- CLANET, C., BÉGUIN, C., RICHARD, D. & QUÉRÉ, D. 2004 Maximal deformation of an impacting drop. *J. Fluid Mech.* **517**, 199–208.
- DA VINCI, L. 1508 *Codex Hammer (earlier Codex Leicester)*. In *The Notebooks of Leonardo da Vinci* (ed. and trans. E. MacCurdy).. George Braziller.
- DE GENNES, P. G. 1985 Wetting: statics and dynamics. *Rev. Mod. Phys.* **57**, 827–863.
- DRISCOLL, M. M. & NAGEL, S. R. 2011 Ultrafast interference imaging of air in splashing dynamics. *Phys. Rev. Lett.* **107** (15), 154502.
- EGGERS, J., FONTELOS, M. A., JOSSEAND, C. & ZALESKI, S. 2010 Drop dynamics after impact on a solid wall: theory and simulations. *Phys. Fluids* **22** (6), 062101.
- FUKAI, J., SHIBA, Y., YAMAMOTO, T., MIYATAKE, O., POULIKAKOS, D., MEGARIDIS, C. M. & ZHAO, Z. 1995 Wetting effects on the spreading of a liquid droplet colliding with a flat surface: experiment and modeling. *Phys. Fluids* **7**, 236–247.
- GAUTHIER, A., SYMON, S., CLANET, C. & QUÉRÉ, D. 2015 Water impacting on superhydrophobic macrotextures. *Nat. Commun.* **6** (1), 1–6.
- GOHARDANI, O. 2011 Impact of erosion testing aspects on current and future flight conditions. *Prog. Aerosp. Sci.* **47** (4), 280–303.
- GORDILLO, J. M., RIBOUX, G. & QUINTERO, E. S. 2019 A theory on the spreading of impacting droplets. *J. Fluid Mech.* **866**, 298–315.
- GORDILLO, L., SUN, T.-P. & CHENG, X. 2018 Dynamics of drop impact on solid surfaces: evolution of impact force and self-similar spreading. *J. Fluid Mech.* **840**, 190–214.
- GORIN, B., DI MAURO, G., BONN, D. & KELLAY, H. 2022 Universal aspects of droplet spreading dynamics in Newtonian and non-Newtonian fluids. *Langmuir* **38** (8), 2608–2613.
- HAO, C., LIU, Y., CHEN, X., LI, J., ZHANG, M., ZHAO, Y. & WANG, Z. 2016 Bioinspired interfacial materials with enhanced drop mobility: from fundamentals to multifunctional applications. *Small* **12** (14), 1825–1839.
- HE, L., DING, L., LI, B., MU, W., LI, P. & LIU, F. 2021 Optimization strategy to inhibit droplets rebound on pathogen-modified hydrophobic surfaces. *ACS Appl. Mater. Interfaces* **13** (32), 38018–38028.
- HOFFMAN, H., SIJS, R., DE GOEDE, T. & BONN, D. 2021 Controlling droplet deposition with surfactants. *Phys. Rev. Fluids* **6** (3), 033601.
- JHA, A., CHANTELOT, P., CLANET, C. & QUÉRÉ, D. 2020 Viscous bouncing. *Soft Matter* **16**, 7270–7273.
- JI, B., YANG, Z. & FENG, J. 2021 Compound jetting from bubble bursting at an air-oil-water interface. *Nat. Commun.* **12** (1), 6305.
- JIN, P., ZHAO, K., BLIN, Z., ALLAIS, M., MOUTERDE, T. & QUÉRÉ, D. 2023 When marbles challenge pearls. *J. Chem. Phys.* **158** (20).
- JOSSEAND, C. & THORODDSSEN, S. T. 2016 Drop impact on a solid surface. *Annu. Rev. Fluid Mech.* **48**, 365–391.
- JOWKAR, S. & MORAD, M. R. 2019 Rebounding suppression of droplet impact on hot surfaces: effect of surface temperature and concaveness. *Soft Matter* **15** (5), 1017–1026.
- KIM, J. 2007 Spray cooling heat transfer: The state of the art. *Int. J. Heat Fluid Flow* **28** (4), 753–767.
- KIM, S., WU, Z., ESMAILI, E., DOMBROSKIE, J. J & JUNG, S. 2020 How a raindrop gets shattered on biological surfaces. *Proc. Natl. Acad. Sci. U.S.A.* **117** (25), 13901–13907.
- KOLINSKI, J. M., MAHADEVAN, L. & RUBINSTEIN, S. M. 2014 Drops can bounce from perfectly hydrophilic surfaces. *Europhys. Lett.* **108**, 24001.
- KOOLJ, S., SIJS, R., DENN, M. M., VILLERMAUX, E. & BONN, D. 2018 What determines the drop size in sprays? *Phys. Rev. X* **8** (3), 031019.
- LAAN, N., DE BRUIN, K. G., BARTOLO, D., JOSSEAND, C. & BONN, D. 2014 Maximum diameter of impacting liquid droplets. *Phys. Rev. Appl.* **2** (4), 044018.



- LAFUMA, A. & QUÉRÉ, D. 2003 Superhydrophobic states. *Nat. Mater.* **2** (7), 457–460.
- LI, J., ZHANG, B., GUO, P. & LV, Q. 2014 Impact force of a low speed water droplet colliding on a solid surface. *J. Appl. Phys.* **116** (21), 214903.
- LI, Y., QUÉRÉ, D., LV, C. & ZHENG, Q. 2017 Monostable superrepellent materials. *Proc. Natl Acad. Sci. USA* **114** (13), 3387–3392.
- LIU, M., WANG, S. & JIANG, L. 2017 Nature-inspired superwettability systems. *Nat. Rev. Mater.* **2** (7), 17036.
- LOHSE, D. 2022 Fundamental fluid dynamics challenges in inkjet printing. *Annu. Rev. Fluid Mech.* **54**, 349–382.
- LOHSE, D. & VILLERMAUX, E. 2020 Double threshold behavior for breakup of liquid sheets. *Proc. Natl. Acad. Sci. U.S.A.* **117**, 18912–18914.
- MA, Y. & HUANG, H. 2023 Scaling maximum spreading of droplet impacting on flexible substrates. *J. Fluid Mech.* **958**, A35.
- MARTOUZET, G., JØRGENSEN, L., PELET, Y., BIANCE, A.-L. & BARENTIN, C. 2021 Dynamic arrest during the spreading of a yield stress fluid drop. *Phys. Rev. Fluids* **6** (4), 044006.
- MITCHELL, B. R., KLEWICKI, J. C., KORKOLIS, Y. P. & KINSEY, B. L. 2019 The transient force profile of low-speed droplet impact: measurements and model. *J. Fluid Mech.* **867**, 300–322.
- MOLÁČEK, J. & BUSH, J. W. M. 2012 A quasi-static model of drop impact. *Phys. Fluids* **24** (12), 127103.
- NEARING, M. A., BRADFORD, J. M. & HOLTZ, R. D. 1986 Measurement of force vs. time relations for waterdrop impact. *Soil Sci. Soc. Am. J.* **50**, 1532–1536.
- PAPADOPOULOS, P., MAMMEN, L., DENG, X., VOLLMER, D. & BUTT, H.-J. 2013 How superhydrophobicity breaks down. *Proc. Natl Acad. Sci. USA* **110** (9), 3254–3258.
- PHILIPPI, J., LAGRÉE, P.-Y. & ANTKOWIAK, A. 2016 Drop impact on a solid surface: short-time self-similarity. *J. Fluid Mech.* **795**, 96–135.
- PÖHLKER, M. L., PÖHLKER, C., KRÜGER, O. O., FÖRSTER, J.-D., BERKEMEIER, T., ELBERT, W., FRÖHLICH-NOWOISKY, J., PÖSCHL, U., BAGHERI, G., BODENSCHATZ, E., HUFFMAN, J. A., SCHEITHAUER, S. & MIKHAILOV, E. 2023 Respiratory aerosols and droplets in the transmission of infectious diseases. *Rev. Mod. Phys.* **95** (4), 045001.
- POPINET, S. 2009 An accurate adaptive solver for surface-tension-driven interfacial flows. *J. Comput. Phys.* **228** (16), 5838–5866.
- POPINET, S. 2018 Numerical models of surface tension. *Annu. Rev. Fluid Mech.* **50**, 49–75.
- POPINET, S. & COLLABORATORS 2013–2023 Basilisk C: volume of fluid method. <http://basilisk.fr> (Last accessed: August 23, 2023).
- QUÉRÉ, D. 2008 Wetting and roughness. *Annu. Rev. Mater. Res.* **38**, 71–99.
- REIN, M. 1993 Phenomena of liquid drop impact on solid and liquid surfaces. *Fluid Dyn. Res.* **12**, 61–93.
- RENARDY, Y., POPINET, S., DUCHEMIN, L., RENARDY, M., ZALESKI, S., JOSSEERAND, C., DRUMRIGHT-CLARKE, M. A., RICHARD, D., CLANET, C. & QUÉRÉ, D. 2003 Pyramidal and toroidal water drops after impact on a solid surface. *J. Fluid Mech.* **484**, 69–83.
- RIBOUX, G. & GORDILO, J. M. 2014 Experiments of drops impacting a smooth solid surface: a model of the critical impact speed for drop splashing. *Phys. Rev. Lett.* **113** (2), 024507.
- RICHARD, D., CLANET, C. & QUÉRÉ, D. 2002 Contact time of a bouncing drop. *Nature* **417** (6891), 811–811.
- RICHARD, D. & QUÉRÉ, D. 2000 Bouncing water drops. *Europhys. Lett.* **50** (6), 769–775.
- SANJAY, V. 2022a Code repository: impact forces of water drops falling on superhydrophobic surfaces. <https://github.com/VatsalSy/Impact-forces-of-water-drops-falling-on-superhydrophobic-surfaces.git> (Last accessed: August 23, 2023).
- SANJAY, V. 2022b Viscous Free-Surface Flows. PhD thesis, University of Twente.
- SANJAY, V., CHANTELOT, P. & LOHSE, D. 2023 When does an impacting drop stop bouncing? *Journal of Fluid Mechanics* **958**, A26.
- SANJAY, V., LOHSE, D. & JALAAL, M. 2021 Bursting bubble in a viscoplastic medium. *J. Fluid Mech.* **922**, A2.
- SANJAY, V., SEN, U., KANT, P. & LOHSE, D. 2022 Taylor-Culick retractions and the influence of the surroundings. *J. Fluid Mech.* **948**, A14.

- SBRAGAGLIA, M., PETERS, A. M., PIRAT, C., BORKENT, B. M., LAMMERTINK, R. G. H., WESSLING, M. & LOHSE, D. 2007 Spontaneous breakdown of superhydrophobicity. *Phys. Rev. Lett.* **99** (15), 156001.
- SHARMA, P. K. & DIXIT, H. N. 2021 Regimes of wettability-dependent and wettability-independent bouncing of a drop on a solid surface. *J. Fluid Mech.* **908**, A37.
- SHIRI, S. & BIRD, J. C. 2017 Heat exchange between a bouncing drop and a superhydrophobic substrate. *Proc. Natl. Acad. Sci. U.S.A.* **114** (27), 6930–6935.
- SIJS, R. & BONN, D. 2020 The effect of adjuvants on spray droplet size from hydraulic nozzles. *Pest. Manage. Sci.* **76** (10), 3487–3494.
- SMITH, F. R. & BRUTIN, D. 2018 Wetting and spreading of human blood: recent advances and applications. *Curr. Opin. Colloid Interface Sci.* **36**, 78–83.
- SMITH, F. R., NICLOUX, C. & BRUTIN, D. 2018 Influence of the impact energy on the pattern of blood drip stains. *Phys. Rev. Fluids* **3** (1), 013601.
- SMITH, M. I. & BERTOLA, V. 2010 Effect of polymer additives on the wetting of impacting droplets. *Phys. Rev. Lett.* **104**, 154502.
- SOTO, D., DE LARIVIERE, A. B., BOUTILLON, X., CLANET, C. & QUÉRÉ, D. 2014 The force of impacting rain. *Soft Matter* **10** (27), 4929–4934.
- THORAVAL, M.-J., SCHUBERT, J., KARPITSCHKA, S., CHANANA, M., BOYER, F., SANDOVAL-NAVAL, E., DIJKSMAN, J. F., SNOELJER, J. H. & LOHSE, D. 2021 Nanoscopic interactions of colloidal particles can suppress millimetre drop splashing. *Soft Matter* **17** (20), 5116–5121.
- TSAI, P., LAMMERTINK, R. G. H., WESSLING, M. & LOHSE, D. 2010 Evaporation-triggered wetting transition for water droplets upon hydrophobic microstructures. *Phys. Rev. Lett.* **104** (11), 116102.
- TUTEJA, A., CHOI, W., MA, M., MABRY, J. M., MAZZELLA, S. A., RUTLEDGE, G. C., MCKINLEY, G. H. & COHEN, R. E. 2007 Designing superoleophobic surfaces. *Science* **318** (5856), 1618–1622.
- VILLERMAUX, E. 2020 Fragmentation versus cohesion. *J. Fluid Mech.* **898**, P1.
- VILLERMAUX, E. & BOSSA, B. 2011 Drop fragmentation on impact. *J. Fluid Mech.* **668**, 412–435.
- VILLERMAUX, E., WANG, X. & DEIKE, L. 2022 Bubbles spray aerosols: certitudes and mysteries. *Proc. Natl. Acad. Sci. Nexus* **1** (5), pgac261.
- WAGNER, H. 1932 Über Stoß- und Gleitvorgänge an der Oberfläche von Flüssigkeiten. *Z. Angew. Math. Mech.* **12** (4), 193–215.
- WILDEMAN, S., VISSER, C. W., SUN, C. & LOHSE, D. 2016 On the spreading of impacting drops. *J. Fluid Mech.* **805**, 636–655.
- WORTHINGTON, A. M. 1876*a* On the forms assumed by drops of liquids falling vertically on a horizontal plate. *Proc. R. Soc.* **25** (171-178), 261–272.
- WORTHINGTON, A. M. 1876*b* A second paper on the forms assumed by drops of liquids falling vertically on a horizontal plate. *Proc. R. Soc.* **25** (171-178), 498–503.
- WU, S., DU, Y., ALSAID, Y., WU, D., HUA, M., YAN, Y., YAO, B., MA, Y., ZHU, X. & HE, X. 2020 Superhydrophobic photothermal icephobic surfaces based on candle soot. *Proc. Natl. Acad. Sci. USA* **117** (21), 11240–11246.
- XU, L., ZHANG, W. W. & NAGEL, S. R. 2005 Drop splashing on a dry smooth surface. *Phys. Rev. Lett.* **94** (18), 184505.
- YARIN, A. L. 2006 Drop impact dynamics: splashing, spreading, receding, bouncing... *Annu. Rev. Fluid Mech.* **38**, 159–192.
- YARIN, A. L., ROISMAN, I. V. & TROPEA, C. 2017 *Collision Phenomena in Liquids and Solids*. Cambridge University Press.
- ZHANG, B., LI, J., GUO, P. & LV, Q. 2017 Experimental studies on the effect of reynolds and weber numbers on the impact forces of low-speed droplets colliding with a solid surface. *Exp. Fluids* **58** (9), 1–12.
- ZHANG, B., SANJAY, V., SHI, S., ZHAO, Y., LV, C. & LOHSE, D. 2022 Impact forces of water drops falling on superhydrophobic surfaces. *Phys. Rev. Lett.* **129**, 104501.
- ZHANG, R., ZHANG, B., LV, Q., LI, J. & GUO, P. 2019 Effects of droplet shape on impact force of low-speed droplets colliding with solid surface. *Exp. Fluids* **60** (4), 64.