

Text-Video Retrieval via Multi-Modal Hypergraph Networks

Qian Li
Baidu Inc.
Beijing, China
liqian39@baidu.com

Lixin Su
Baidu Inc.
Beijing, China
sulixinict@gmail.com

Jiashu Zhao
Wilfrid Laurier University
Waterloo, Canada
jzhao@wlu.ca

Long Xia
Baidu Inc.
Beijing, China
long.phil.xia@gmail.com

Hengyi Cai
Institute of Computing Technology,
CAS
Beijing, China
caihengyi@ict.ac.cn

Suqi Cheng
Baidu Inc.
Beijing, China
chengsuqi@gmail.com

Hengzhu Tang
Baidu Inc.
Beijing, China
tanghengzhu@baidu.com

Junfeng Wang
Baidu Inc.
Beijing, China
wangjunfeng@baidu.com

Dawei Yin
Baidu Inc.
Beijing, China
yindawei@acm.org

ABSTRACT

Text-video retrieval is a challenging task that aims to identify relevant videos given textual queries. Compared to conventional textual retrieval, the main obstacle for text-video retrieval is the semantic gap between the textual nature of queries and the visual richness of video content. Previous works primarily focus on aligning the query and the video by finely aggregating word-frame matching signals. Inspired by the human cognitive process of modularly judging the relevance between text and video, the judgment needs high-order matching signal due to the consecutive and complex nature of video contents. In this paper, we propose chunk-level text-video matching, where the query chunks are extracted to describe a specific retrieval unit, and the video chunks are segmented into distinct clips from videos. We formulate the chunk-level matching as n -ary correlations modeling between words of the query and frames of the video and introduce a multi-modal hypergraph for n -ary correlation modeling. By representing textual units and video frames as nodes and using hyperedges to depict their relationships, a multi-modal hypergraph is constructed. In this way, the query and the video can be aligned in a high-order semantic space. In addition, to enhance the model's generalization ability, the extracted features are fed into a variational inference component for computation, obtaining the variational representation under the Gaussian distribution. The incorporation of hypergraphs and variational inference allows our model to capture complex, n -ary interactions among textual and visual contents. Experimental results demonstrate that our proposed method achieves state-of-the-art performance on the text-video retrieval task.

Permission to make digital or hard copies of all or part of this work for personal or classroom use is granted without fee provided that copies are not made or distributed for profit or commercial advantage and that copies bear this notice and the full citation on the first page. Copyrights for components of this work owned by others than ACM must be honored. Abstracting with credit is permitted. To copy otherwise, or republish, to post on servers or to redistribute to lists, requires prior specific permission and/or a fee. Request permissions from permissions.acm.org.

WSDM '24, March 4–March 8, 2024, Mérida, Mexico

© 2018 Association for Computing Machinery.
ACM ISBN 978-1-4503-XXXX-X/18/06...\$15.00
<https://doi.org/XXXXXXX.XXXXXXX>

CCS CONCEPTS

• **Information systems** → **Information retrieval**; **Retrieval models and ranking**; **Retrieval tasks and goals**.

KEYWORDS

text-video retrieval, multi-modal hypergraph, hypergraph neural networks

ACM Reference Format:

Qian Li, Lixin Su, Jiashu Zhao, Long Xia, Hengyi Cai, Suqi Cheng, Hengzhu Tang, Junfeng Wang, and Dawei Yin. 2018. Text-Video Retrieval via Multi-Modal Hypergraph Networks. In *WSDM '24: The 17th ACM International WSDM Conference, March 4–March 8, 2024, Mérida, Mexico*. ACM, New York, NY, USA, 9 pages. <https://doi.org/XXXXXXX.XXXXXXX>

1 INTRODUCTION

Text-Video Retrieval (TVR) is a multi-modal task, which aims to find the most relevant videos based on the textual query. TVR enables humans to search videos in a simple and natural manner, hence draws numerous enthusiasm from multiple research communities [35, 37]. Different from uni-modal tasks like conventional ad-hoc retrieval, text-video retrieval operates across different modalities. Therefore, text-video retrieval is a challenging task since it requires understanding on not only the content of videos and texts, but also their inter-modal correlation.

Cross-modality semantic representation and alignment are at the core of the TVR task [17, 36]. Existing work can mainly be divided into two categories: one focuses on cross-modal semantic representation, and the other focuses on cross-modal semantic alignment. Benefiting from pre-training representations, CLIP [28] and CLIP4CLIP [24] embed the textual query and the video into shared semantic space to calculate similarity. However, these methods embed the query into a coarse representation, they lack the ability to capture fine-grained interactions. To this end, another series of works [1, 25, 32] employs attention mechanism to capture the interaction between the textual words and video frames achieving significant performance improvements. All of these methods

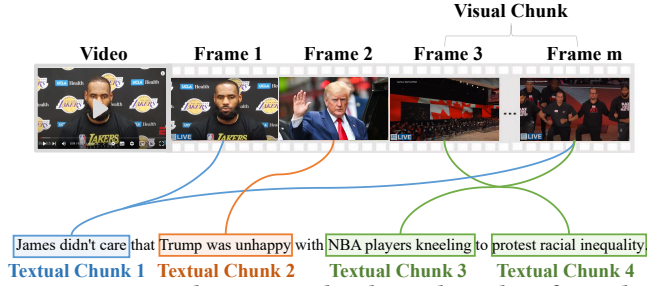


Figure 1: Text-Video Retrieval task involves identifying the intricate relations between a given text and a video. This correlation is not limited to a single word-frame correspondence but also entails complex relationships between multiple words and frames, i.e., the n-ary interactions among textual chunks and visual chunks.

would learn different levels of granularity for the alignment, showing promising advances in the TVR task. However, cross-modality semantic alignment still needs to be systematically explored.

Nevertheless, identifying the most relevant videos based on a given text query faces challenging obstacles. For instance in Figure 1, the text-video retrieval task demands the model to have a delicate understanding of important details such as entities & relations (e.g., *James*, *Trump*, *NBA players*, and *kneeling*) in each semantic blocks of the text caption and the video, i.e., representing the text or video requires the modular understanding of primitive concepts that make them. Moreover, capturing the complex correlation between the video and text involves not only aforementioned fine-grained word-to-frame correspondences, but also n-ary interactions (textual chunk 3 and 4 correlate with visual chunk, i.e., frame 3 and m, as shown in Figure 1). The textual semantics of the combination of the textual chunk 3 and textual chunk 4 conveys the event of the *NBA players protest racial inequality*, and the visual chunk consists of frame 3 and frame m has the same implication. Through understanding both the textual chunk and visual chunk, we can easily discern their relation. This phenomenon illustrates the vital role of multi-modal chunks in facilitating the text-video retrieval task, which remains underexplored.

When finding the most relevant video based on the text query, although semantic features are scattered across multiple words/frames, people are capable of recognizing and clustering the key conceptual chunks presented in the text/video[4], and then judge the text-video relevance by finely aggregating the semantic relations between the recognized feature chunks. Inspired by this observation, in this paper, we conceptualize **mu**lti-modal **H**ypergraph **n**etworks with **v**ariational **i**nference (LEAN) as an approach to mimic this mechanism by constructing a multi-modal hypergraph for each text query and corresponding video, which effectively captures n-ary correlations between different modalities. Specifically, we first construct a multi-modal hypergraph for each training instance, where textual units and video (frames in the video) are represented as a hypergraph. Next, the model automatically learns the weights of hypergraph’s edges and nodes to capture the underlying associations between the words and frames. To enhance the model’s generalization ability, we feed the hypergraph into a variational inference module that transforms node and hyperedge representations into

Gaussian distributions. By converting representations into Gaussian distributions, the model can better capture the underlying distribution of relationships for the retrieval task. The incorporation of hypergraphs and variational inference allows our model to capture complex, n-ary interactions among texts and videos and incorporate multiple type correlations, making it a promising approach for real-world applications. Our proposed model achieves state-of-the-art performance on TVR. Our contributions are as follows:

- We technically design a novel text-video retrieval framework to capture complex and n-ary interactions among texts and videos. To the best of our knowledge, this is the first work to introduce the hypergraph networks in the text-video retrieval task.
- We construct a multi-modal hypergraph with three types of hyperedges for incorporating intra- and inter-modal correlations and design the multi-modal hypergraph network to capture the underlying associations between the words and frames. We also introduce a variational inference based graph representation learning approach to enhance the model’s generalization ability.
- Extensive empirical results on benchmark datasets demonstrate the effectiveness of our approach, showing superior performance against state-of-the-art methods.

2 PRELIMINARIES

Text-Video Retrieval (TVR). TVR is a cross-modal information retrieval task that aims to retrieve relevant videos based on a given textual query or relevant text. The task involves matching and aligning textual and visual contents to retrieve the most relevant videos. For the textual query, the input is a word sequence q_t , and the output is a set of most relevant videos V_t , where each video $v_i \in V_t$ is associated with the text query q_t . TVR is coupled with a twin task video-text retrieval, in which, given video query, the input q_v denotes the visual representation, and the output is a set of most relevant texts T_v , where each text $t_i \in T_v$ is associated with the video query q_v . The symbols used in this task include q_t for text query, q_v for video query, V_t for the set of most relevant videos associated with the text query q_t , and T_v for the set of most relevant texts associated with the video query q_v .

Hypergraph. A hypergraph is a specialized form of graph featuring with hyperedges that differs from simple graphs. These hyperedges connect two or more nodes and are often used to represent n-ary correlations [10]. A hypergraph is typically defined as $\mathcal{G} = (\mathcal{X}, \mathcal{E}, \mathcal{P})$, consisting of a node set $\mathcal{X} = \{x_1, x_2, \dots, x_n\}$, a hyperedge set $\mathcal{E} = \{e_1, \dots, e_m\}$, and an optional diagonal weight matrix $\mathbf{P} \in \mathbb{R}^{m \times m}$ that represents the weight of each hyperedge. The hypergraph \mathcal{G} can be represented by an incidence matrix $\mathbf{H} \in \{0, 1\}^{n \times m}$, where each entry $H_{i,j}$ is defined as:

$$H_{i,j} = \begin{cases} 1, & \text{if } x_i \in e_j \\ 0, & \text{otherwise} \end{cases} \quad (1)$$

In this way, each hyperedge e_j connects all the associated nodes x_i , indicating the correlations among them. In this paper, we adopt the concept of hypergraph to represent n-ary correlations among the textual and visual contents, providing a powerful means to establish complex correlations among semantic chunks.

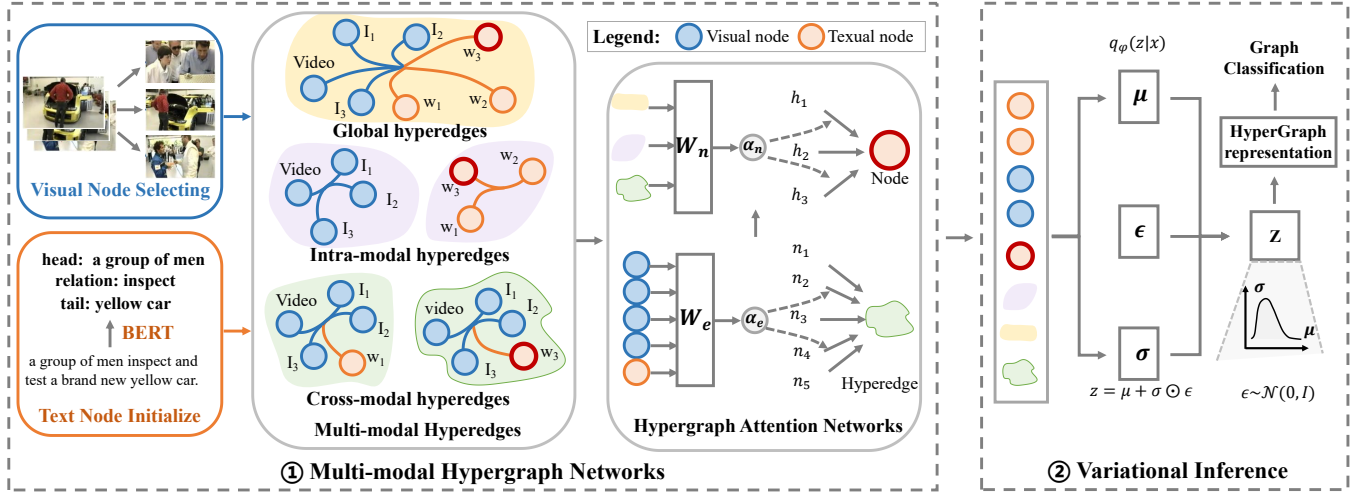


Figure 2: The framework of LEAN. ① **Multi-modal Hypergraph Networks:** The hypergraph consists of video, multiple images (frames), multiple word nodes, and three types of multi-modal hyperedges for modeling chunk-level correlations. Hyperedges (and nodes) are updated by Hypergraph Attention Networks for n-ary interactions optimization. ② **Variational Inference:** The hypergraph representation is transferred into Gaussian distributions for better capture underlying distribution of relationships.

3 OUR FRAMEWORK

This section introduces our proposed framework, the **mu**lti-modal **H**ypergraph **n**etworks with **v**ariational **i**nference (LEAN), for the text-video retrieval task. As depicted in Figure 2, LEAN consists of two main modules: Multi-modal Hypergraph Networks and Variational Inference. In the Multi-modal Hypergraph Networks module, we construct a multi-modal hypergraph for each text query and video, capturing n-ary correlations among different modalities. By representing textual units and video frames as nodes and utilizing hyperedges to represent their relationships, our method effectively mitigates the challenge of matching multi-modal data. To achieve an optimal hypergraph structure, our model automatically learns the weights of the hypergraph, which captures the underlying associations between textual and visual modalities. The Variational Inference module induces the hypergraph representation following the Gaussian distribution, which enables our model to enhance the generalization ability between textual and visual modalities, thereby leading to more accurate retrieval predictions.

3.1 Multi-Modal Hypergraph Networks

Text-Video Retrieval entails extracting relationships from both textual and visual modalities. To effectively capture intricate and high-order correlations among different modalities, we propose a Multi-modal Hypergraph Networks module. This module is designed to facilitate the understanding of high-order relations by leveraging n-ary pivotal correlations. More specifically, the module comprises three main components: Node Selecting and Initialization, Multi-modal Hyperedges, and Hypergraph Attention Networks.

3.1.1 Node Selecting and Initialization. To enhance the integration of text and video information, we selectively designate essential contents as the nodes of the hypergraph. Let \mathcal{V} denote the input video and \mathcal{S} denote the corresponding input textual query. The Multi-modal Hypergraph contains visual nodes and textual nodes.

For visual nodes, different approaches are employed for the detection of key frames, wherein frames demonstrating notable disparities in the video content are chosen, which are selected as additional visual information. Let $\mathcal{I} = I_1, I_2, \dots, I_m$ denote the set of frames detected in video V . These frames are then initialized using VGG16 as follows:

$$x^{v_k,0} = \text{VGG16}(I_k), \quad \forall k \in [1, m] \quad (2)$$

where $x^{v_k,0}$ denotes the visual feature vector for frame I_k . Furthermore, there is a global visual node of the hypergraph for aggregating all key frames, which is initialized by average pooling [38] for compressing redundant visual information.

For textual nodes, we select triples (text chunks) as nodes for constructing the hypergraph. Specifically, we use the Stanford coreNLP tool¹ to identify triples in each sentence. We then use BERT [6] to learn contextual representations of the triples, which are used to initialize the textual nodes as follows:

$$x^{w_k,0} = \text{BERT}(S, w_k), \quad \forall k \in [1, n] \quad (3)$$

where $x^{w_k,0}$ denotes the textual feature vectors of the word w_k in sentence S . w_k denotes the k -th word in the selected triple in input sentence S , where n is the number of textual nodes.

3.1.2 Multi-modal Hyperedges. The Multi-modal Hypergraph includes video nodes, frame nodes and textual nodes. These nodes are connected through hyperedges to establish n-ary pivotal correlations. To capture high-order correlations between text and video, we design three type hyperedges: global hyperedges, intra-modal hyperedges, and cross-modal hyperedges.

Global hyperedges. To infer the potential correlations and similarities that may exist between nodes, we design global hyperedges. It connects all nodes in the hypergraph, capturing global correlations among all modalities. Specifically, we define the input of global hyperedge as follows:

$$\mathcal{E}_{\text{global}} = (V, I_1, I_2, \dots, I_m, w_1, w_2, \dots, w_n), \quad (4)$$

¹<http://corenlp.run/>

where each hyperedge connects m visual nodes and n textual nodes.

Intra-modal hyperedges. To deepen the understanding of the text and the visual content, we design the intra-modal hyperedges. It connects nodes within each modality, capturing correlations within each modality. Specifically, we construct two intra-modal hyperedges: one connecting the textual nodes and another connecting the video and frame nodes. The intra-modal hyperedges are defined as follows:

$$\mathcal{E}_{\text{text}} = (w_1, w_2, \dots, w_n), \quad (5)$$

$$\mathcal{E}_{\text{visual}} = (V, I_1, I_2, \dots, I_m), \quad (6)$$

where $\mathcal{E}_{\text{text}}$ denotes the intra-modal hyperedge connecting the textual nodes, and $\mathcal{E}_{\text{visual}}$ denotes the intra-modal hyperedge connecting the video and the top three frames. w_n represents the n -th textual node, and I_m denotes the m -th visual node.

Cross-modal hyperedges. To reveal the interactions among different data types, we design the cross-modal hyperedges. It connects nodes across modalities, capturing correlations between different modalities. We construct n types of cross-modal hyperedges. The textual nodes connect with the video and m frames. The cross-modal hyperedges are defined as follows:

$$\mathcal{E}_{\text{text-visual}} = (w_j, V, I_1, I_2, \dots, I_m), \quad (7)$$

where $\mathcal{E}_{\text{text-visual}}$ denotes the cross-modal hyperedge connecting the textual node w_j with the video node V and frame node I_i , $i \in [1, m]$.

The advantages of our proposed Multi-modal Hypergraph Construction are twofold. First, by explicitly modeling the high-order correlations among different modalities, our module can capture more complex relations that might be overlooked by existing approaches. Second, semantic chunks composed of multiple words and frames is able to provide useful retrieval signals.

3.1.3 Hypergraph Attention Networks. To enhance the representations in a hypergraph structure, we propose a Hypergraph Attention Network, which aims to learn node representations that can effectively update both the nodes and hyperedges. It consists of two main components: Hypergraph Encoder and Hypergraph Attention module. Hypergraph Encoder is responsible for encoding the nodes in the hypergraph, while the Hypergraph Attention module is responsible for propagating the node information through hyperedges and updating node representations.

Hypergraph Encoder. The hypergraph encoder is designed to facilitate the propagation of information through hyperedges, enabling the nodes to capture the collective knowledge and features of their neighboring nodes. Specifically, the equations for node updating are as follows:

$$\mathbf{x}_i^l = \delta \left(\sum_{j \in \mathcal{N}(i)} \frac{\mathbf{x}_j^{l-1}}{\bar{D}_{r,j}} \bar{\mathbf{W}}_N^{l-1} + \mathbf{x}_i^{l-1} \bar{\mathbf{W}}_x^{l-1} \right), \quad (8)$$

where \mathbf{x}_i^{l-1} is the current representation of node i in layer $l-1$, and $\bar{\mathbf{W}}_N^{l-1}$ and $\bar{\mathbf{W}}_x^{l-1}$ are the learnable parameters, and $\mathcal{N}(i)$ is the set of neighboring nodes of i , and $\bar{D}_{r,j}$ is a normalization factor for node j . The node embeddings are updated by incorporating information from the neighboring nodes. By considering the collective knowledge and features of the nearby nodes, the updated node embeddings become more informative and can capture the essential characteristics of the hypergraph structure.

To enhance understanding the role of hyperedges within the hypergraph, we update hyperedge embeddings by incorporating information from connected nodes. This update process enables us to capture the collective knowledge and features of interconnected nodes, thus gaining a more comprehensive understanding of the hyperedge's significance. We update hyperedges as follows:

$$\mathbf{e}_j^{w,l} = \text{LeakyReLU} \left(\mathbf{W}_w^{w,l} \cdot \mathbf{x}_i^l \right), \quad (9)$$

$$\mathbf{e}_j^{\text{cross},l} = \text{Normalization} \left(\left(\mathbf{x}_i^{t,l} \cdot (\mathbf{x}_i^{v,l})^T \right) \cdot \mathbf{x}_i^l \right), \quad (10)$$

where $w \in [g, v, t]$, and $\mathbf{x}_i^{g,l} = \mathbf{x}_i^l$ is the concatenation of all node representations connected by a hyperedge, $\mathbf{x}_i^{t,l}$ is the concatenation of all textual nodes, and $\mathbf{x}_i^{v,l}$ is the concatenation of all visual nodes. $\mathbf{e}_j^{g,l}$, $\mathbf{e}_j^{v,l}$, $\mathbf{e}_j^{t,l}$, and $\mathbf{e}_j^{\text{cross},l}$ are the global, intra-modal, and cross-modal hyperedges, respectively. $\mathbf{W}_w^{w,l}$ is the learnable parameter. By propagating information through the hyperedges and conducting embedding updating and hyperedge aggregation steps, the hypergraph encoder effectively captures the inherent structure and dependencies within the hypergraph. This enables accurate updating of node representations, contributing to a more comprehensive understanding of the hypergraph and its underlying relationships.

Hypergraph Attention. To compute attention weights for each hyperedge and update node representations, the hypergraph attention networks use a message-passing mechanism. Specifically, the attention weight α_k for hyperedge k is computed as follows:

$$\alpha_k^l = \frac{1}{Z} \exp \left(\text{MLP}_e(\mathbf{x}_i^l, \mathbf{x}_j^l) \right), \quad (11)$$

where MLP_e is a shared neural network that computes the similarity between nodes i and j connected by hyperedge k . \mathbf{x}_i^l and \mathbf{x}_j^l are the representations of the node i and j in the l -th layer, respectively, and Z is a normalization factor.

With the hypergraph attention mechanism, the updated node i is computed by aggregating information from all hyperedges connected to node i . Specifically, the node representation is computed using the following equations:

$$\mathbf{x}_i^l = \frac{1}{Z_i} \sum_{k \in \mathcal{E}_k} \alpha_k^l \mathbf{e}_k^l + \mathbf{x}_i^l, \quad (12)$$

where \mathcal{E}_k is the set of hyperedges connected to node i , \mathbf{e}_k^l is the hyperedge k representation in the l -th layer, and Z_i is a normalization factor. The weight α_k^l allows the model to focus on the most relevant nodes when updating the node representations, capturing the dependencies and structure within the hypergraph.

Grounding on this attention mechanism, hypergraph networks are derived by considering the features of related hyperedges and nodes. The hyperedge feature is obtained using the attention weight vector $\tilde{\alpha}_k^l = \exp(-\gamma \mathbf{x}_k^l)$. The hyperedges are aggregated to obtain a global representation as follows:

$$\mathbf{e}_j^l = \delta \left(\sum_{k \in \mathcal{E}_j} \frac{\mathbf{x}_k^l \odot \tilde{\alpha}_k^l}{\bar{D}_{r,k}} \bar{\mathbf{W}}_r^l \right), \quad (13)$$

where $\bar{D}_{r,k}$ is a normalization factor. The generated node features account for the feature of related hyperedges, while the generated hyperedge features account for the feature of the related nodes. The final output node feature is denoted as \mathbf{x}_k^l . This aggregation process considers the contributions of the connected nodes and their associated weights.

3.2 Variational Inference

After constructing textual nodes and visual nodes in a hypergraph, the feature representation of the nodes is not only influenced by its own embedding vector but also by the feature aggregation of the neighborhood. This process is often noisy and hinder the node representation. High-quality node embedding is critical for the alignment of the query and the video. By using variational inference, stochastic distribution of the latent variables is effectively inferred from the latent space rather than the observation space.

Variational inference is a powerful method to generate high-quality embeddings for model's generalization ability. Specifically, we constructed a hypergraph variational autoencoder based on the structure of the graphical variational autoencoder. The specific model is as follows. First, we constructed an encoder module to solve the following form of latent variable Z :

$$Z = \mu + \epsilon \odot \sigma, \epsilon \in N(0, 1) \quad (14)$$

where,

$$\begin{aligned} \mu &= GCN_{\mu}(X, \bar{A}), \\ \log \sigma &= GCN_{\sigma}(X, \bar{A}), \end{aligned} \quad (15)$$

where $GCN(X, \bar{A}) = \bar{A} \text{ReLU}(\bar{A} X W_0)$, $\bar{A} = D_d^{-\frac{1}{2}} H W D_e^{-\frac{1}{2}} H^T D_d^{-\frac{1}{2}}$ is the symmetric normalized Laplacian matrix [29] of the hypergraph, D_d is the node degree matrix of hypergraph, D_e is the hyper-edge degree matrix of hypergraph, H is the adjacency matrix, W is the diagonal matrix with the weight of hyperedges as diagonal elements, $GCN_{\mu}(X, \bar{A})$ and $GCN_{\sigma}(X, \bar{A})$ shares parameters of the first layer W_0 . By doing so, representations transfer into a latent space for high-quality embeddings.

After constructing the above model, we can further implement variational inference based on the structure we built in the hypergraph module to approximate the posterior distribution from the perspective of Gaussian distribution. After updating and learning in the hypergraph module, we input the obtained image and textual node features into the variational module, and then obtain new features through variational inference. Finally, we input these features into an MLP for final classification. The computation of graph classification probability is as follows.

$$P(y | G(t_i, v_j)) = \text{Softmax}(\text{LeakyReLU}(wz)), \quad (16)$$

where w represents the attention parameters, $z = \sigma(\sum \alpha_i \cdot h_i)$ denotes the representation vector of the entire hypergraph, and $G(t_i, v_j)$ is the hypergraph combined by the i -th text and j -th video.

In contrast to existing methods, we construct a hypergraph by incorporating both textual and visual data, rendering the conventional loss calculation methods unsuitable. Consequently, we employ the strategy of graph classification to evaluate the model. The text-video retrieval loss is used to measure the error between the predicted result and the ground truth result. The text-video retrieval loss and video-text retrieval loss are defined as follows:

$$\mathcal{L}_{v2t} = -\frac{1}{B} \sum_{i=1}^B CE(P(y | G(S_i, \mathcal{V}_j)), y), \quad (17)$$

$$\mathcal{L}_{t2v} = -\frac{1}{B} \sum_{i=1}^B CE(P(y | G(S_j, \mathcal{V}_i)), y), \quad (18)$$

where CE is the cross entropy. S_i and \mathcal{V}_i are the i -th input text and video. y is the global label. During training, given a batch of B video-text pairs, the model will generate a $B \times B$ similarity matrix.

In our hypergraph networks, except for the retrieval loss, we also introduce the variational loss:

$$\mathcal{L}_v = \sum_{i=1}^m \left(1 + \log \left(\sigma_{x_i}^2 \right) - \mu_{x_i}^2 - \sigma_{x_i}^2 \right), \quad (19)$$

The \mathcal{L}_v represents the Kullback-Leibler loss used to measure the difference between the distributions before and after variation.

The overall loss function of the LEAN is a weighted sum of the three loss terms:

$$\mathcal{L} = \lambda_{v2t} \mathcal{L}_{v2t} + \lambda_{t2v} \mathcal{L}_{t2v} + \lambda_v \mathcal{L}_v, \quad (20)$$

where λ_{v2t} , λ_{t2v} and λ_v are hyperparameters that control the relative importance of each loss term.

4 EXPERIMENT

4.1 Dataset and Evaluation Metric

We conducted experiments on two Text-Video Retrieval datasets: MSR-VTT [34] and MSVD [2]. MSR-VTT (Microsoft Research Video to Text) is a large-scale dataset for open-domain video captioning, which consists of 10,000 video clips from 20 categories. The objective is to retrieve video segments that match a given textual description. The standard splits use 6,513 clips for training, 497 clips for validation, and 2,990 clips for testing. MSVD consists of 1,970 videos with varying durations ranging from 1 to 62 seconds. Each video is associated with 40 English captions. In this dataset, 1,200 videos were utilized for training, while 100 videos were allocated for validation, and 670 videos were set aside for testing purposes. We reported the official evaluation metrics, including R@1, R@5, R@10, RSUM, MdR, and MnR, for assessing the performance of the models in terms of retrieval accuracy and ranking evaluation, which are widely used in previous retrieval works[12, 25].

4.2 Comparison Methods

We compare our method with eight text-video retrieval models, which focus on cross-modality semantic representation and alignment among the visual contents and the textual words:

- CE [22] condenses high-dimensional information from videos into a compact representation using free-form text queries.
- MMT [11] aggregates sequences of multi-modal features and models the temporal information.
- SSB [26] uses a generative model to group related samples by reconstructing each sample's caption.
- FROZEN [1] is an end-to-end trainable model that extends the ViT and Timesformer architectures.
- CLIP4Clip [24] applies transfer learning from the image-to-text pre-trained CLIP model in an end-to-end manner.
- CLIP2Video [9] learns image-text interactions and improves temporal relations between video frames and video-text.
- X-CLIP [25] introduces a multi-grained contrastive model and the Attention Over Similarity Matrix module to focus on contrasting essential frames and words.
- MIL-NCE [23] presents an image animation strategy that facilitates the conversion of commonly used image-language corpora into synthesized video-text data for pretraining.
- DiCoSA [15] designs Set-to-set Alignment to simulate the conceptualization and utilizes the adaptive pooling mechanism to merge semantic concepts for partial matching.

Dataset	Method	Text-to-Video Retrieval						Video-to-Text Retrieval					
		R@1↑	R@5↑	R@10↑	RSUM↑	MdR↓	MnR↓	R@1↑	R@5↑	R@10↑	RSUM↑	MdR↓	MnR↓
MSR-VTT	CE	20.9	48.8	62.4	132.1	6.0	28.2	20.6	50.3	64.0	134.9	5.3	25.1
	MMT	26.6	57.1	69.6	153.3	4.0	24.0	27.0	57.5	69.7	154.2	3.7	21.3
	SSB	27.4	56.3	67.7	151.4	3.0	-	26.6	55.1	67.5	149.2	3.0	-
	FROZEN	31.0	59.5	70.5	161.0	3.0	-	-	-	-	-	-	-
	CLIP4Clip-meanP	43.1	70.4	80.8	194.3	2.0	16.2	43.1	70.5	81.2	194.8	2.0	12.4
	CLIP4Clip-seqTransf	44.5	71.4	81.6	197.5	2.0	15.3	42.7	70.9	80.6	194.2	2.0	11.6
	CLIP2Video	45.6	72.6	81.7	199.9	2.0	14.6	43.5	72.3	82.1	197.9	2.0	10.2
	X-CLIP (ViT-B/16)	<u>49.3</u>	<u>75.8</u>	<u>84.8</u>	-	2.0	12.2	<u>48.9</u>	<u>76.8</u>	84.5	-	2.0	<u>8.1</u>
	MIL-NCE	47.2	73.0	82.8	<u>203.0</u>	2.0	13.9	46.3	74.1	<u>84.8</u>	<u>205.2</u>	2.0	8.8
	DiCoSA	47.5	74.7	83.8	-	2.0	13.2	46.7	75.2	84.3	-	2.0	8.9
	LEAN (Ours)	50.6	77.1	85.2	206.3	2.0	11.4	49.1	78.2	86.7	207.9	2.0	7.3
Dataset	Method	Text-to-Video Retrieval						Video-to-Text Retrieval					
		R@1↑	R@5↑	R@10↑	RSUM↑	MdR↓	MnR↓	R@1↑	R@5↑	R@10↑	RSUM↑	MdR↓	MnR↓
MSVD	CE	19.8	49.0	63.8	132.6	6.0	23.1	-	-	-	-	-	-
	SSB	28.4	60.0	72.9	161.3	4.0	-	-	-	-	-	-	-
	FROZEN	33.7	64.7	76.3	174.7	3.0	-	-	-	-	-	-	-
	CLIP4Clip-meanP	46.2	76.1	84.6	206.9	2.0	10.0	56.6	79.7	84.3	220.6	1.0	7.6
	CLIP2Video	47.0	76.8	85.9	209.7	2.0	9.6	58.7	85.6	91.6	235.9	1.0	4.3
	X-CLIP (ViT-B/16)	<u>50.4</u>	<u>80.6</u>	-	-	-	<u>8.4</u>	66.8	<u>90.4</u>	-	-	-	<u>4.2</u>
	MIL-NCE	47.5	78.0	86.6	<u>212.1</u>	2.0	9.3	<u>70.2</u>	88.1	<u>92.7</u>	<u>251.0</u>	1.0	6.0
	DiCoSA	47.4	76.8	86.0	-	2.0	9.1	-	-	-	-	-	-
	LEAN (Ours)	52.1	81.9	87.0	213.6	2.0	7.4	71.3	91.7	93.8	253.2	1.0	4.1

Table 1: Main experiments. The best results are highlighted in bold, “-” means results are not available, and the underlined values are the second-best result.

4.3 Implementation Details

We used PyTorch² as a deep learning framework to develop the TVR. All experiments were conducted on a server with one GPU (Tesla V100). The BERT version is bert-base-uncased in huggingface³ for text initialization and the dimension was set to 768. The VGG version is VGG16⁴ for image initialization. The dimension of visual images features was set to 4096. The AdamW optimizer was chosen with a weight decay of 0.01. The batch size is set to 16. We performed a search for the learning rate in the range of 1e-5 to 6e-5, and ultimately settled on 3e-5. Additionally, we conducted a search for the number of iterations for the hypergraph update ranging from 1 to 10, and determined the optimal value to be 2. The training was carried out for 30 epochs, with evaluation performed after the 10-th epoch. The model that performed the best on the validation set was selected and evaluated on the test set. To ensure fairness, all baseline models use the same data set partitioning.

²<https://pytorch.org/>

³<https://github.com/huggingface/transformers>

⁴<https://github.com/machrisaa/tensorflow-vgg>

4.4 Main Results

To verify the effectiveness of our model, we report overall average results in Table 1. From the table, we can observe that: 1) Our model outperforms all the baselines in all metrics. Especially, our model improves at least 1.3% on R@1 for the TVR and 1.5% on RSUM, respectively. It demonstrates our model constructing a multi-modal hypergraph for each text query and video, capturing high-order correlations between different modalities. 2) Compared to fine-grained matching and alignment TVR models, our model achieves better performance, capturing the underlying associations between textual and visual modalities. 3) Compared to multi-modal transformer-based TVR models, our model performs better, learning an optimal hypergraph structure and obtaining the variational representation under the same distribution. 4) Our model also outperforms graph neural networks for TVR, indicating that our hypergraph learning method can capture more high-order correlations and generalization modeling, leading to better performance. All the observations demonstrate that our model is effective in leveraging multi-modal

Variants	R@1↑	R@5↑	R@10↑	RSUM↑	MdR↓	MnR↓	R@1↑	R@5↑	R@10↑	RSUM↑	MdR↓	MnR↓
LEAN (Ours)	50.6	77.1	85.2	206.3	2	11.4	49.1	78.2	86.7	207.9	2	7.3
w/o Hypergraph Network	48.4	75.3	83.6	205.1	4	10.2	48.0	76.9	84.6	207.3	3	6.8
repl. HGNN	48.5	75.8	84.1	205.2	3	10.7	48.5	76.1	84.0	207.1	3	6.5
repl. Uncertain GCN	49.2	76.3	84.4	204.9	3	10.5	47.8	75.9	83.5	206.8	3	6.9
repl. GCN	49.0	76.2	84.6	205.8	2	10.6	48.7	77.3	85.2	206.9	2	7.1
repl. GAT	49.2	76.1	84.3	205.9	2	10.8	48.3	77.7	85.6	206.7	2	7.0
w/o Uncertain Loss	49.7	76.9	84.8	206.1	2	11.2	48.9	78.0	86.3	206.3	2	7.2
w/o Global hyperedges	49.7	76.6	84.7	206.0	3	11.0	48.8	77.9	86.3	207.5	3	6.9
w/o Textual hyperedges	49.9	76.8	84.8	205.7	2	11.3	48.5	78.0	86.5	207.8	3	6.7
w/o Visual hyperedges	50.2	76.7	84.5	205.6	2	10.9	48.7	77.7	86.0	207.2	3	7.0
w/o Cross-modal hyperedges	50.1	76.6	84.9	205.8	2	11.1	48.9	77.6	86.2	207.5	3	7.2

Table 2: Variant experiments. “w/o” means removing corresponding module from the complete model. “repl.” means replacing corresponding module with the other module.

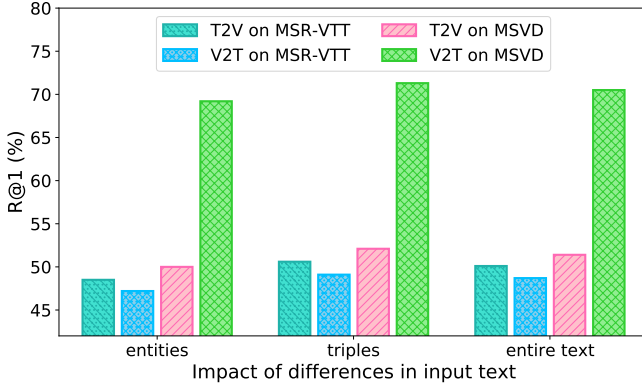


Figure 3: Impact of differences with different input text.

information and capturing complex correlations for the TVR task. It is also able to outperform various baselines and achieve state-of-the-art performance on the task.

4.5 Discussion for Model Variants

To investigate the effectiveness of each module in our model, we conduct variant experiments, showcasing the results in Table 2. From the table, we can observe that: 1) The impact of the multi-modal hypergraph tends to be more significant than other modules. We believe this is because the multi-modal hypergraph facilitates high-order semantic understanding by exploiting n-ary pivotal correlations, thus providing more clues for the TVR task. 2) The replacement of variational inference with specific representations resulted in a decline in performance. This indicates that our full model can better capture the underlying distribution of relationships and generate more accurate predictions. 3) By removing any one of the hypergraphs, the performance basically decreased. It demonstrates that each hypergraph is helpful for retrieval and captures different high-order semantics. 4) By replacing the Hypergraph Network with other GNN models (such as GCN) resulted in decreased performance, suggesting that n-ary correlations between different modalities and hypergraph is useful for the TVR task. All the observations demonstrate the effectiveness of each component in our model and how they contribute to its superior performance.

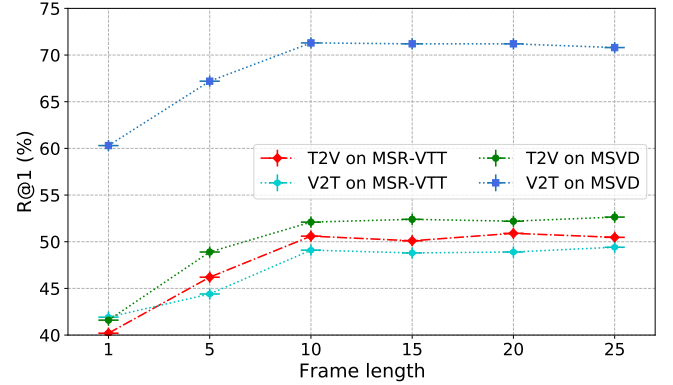


Figure 4: Impact of differences in frame length.

4.6 Discussion for Hypergraph Construction

For the input text, we conducted a comparison of the model’s performance when selecting different chunks from the query as the nodes, e.g., entities, triples, and the entire text, as depicted in Figure 3. From the figure, we can observe that: (1) The model achieved the highest performance when event triples were chosen as the textual nodes in the hypergraph. This finding indicates that triple information is particularly valuable for the retrieval task. (2) The performance of the model when selecting the entire text was comparable to that of when triples were chosen. This implies that triples serve as the essential information for enhancing retrieval, and only utilizing event triples as nodes in the hypergraph leads to a lower computational complexity compared to using the entire text. Hence, we have selected event triples as the textual nodes in the hypergraph.

For the input video, we investigated the performance of the model by examining its performance with different numbers of frames, as shown in the Figure 4. From the figure, we can observe that: (1) The performance of the model improves with an increase in the number of frames. This suggests that more effective key frames are beneficial for retrieval, and the model is capable of capturing more correlated information between the text and video through additional frames. (2) The model’s performance stabilizes when the number of frames reaches 10. This indicates that within a certain range of frame numbers, the model is already able to effectively

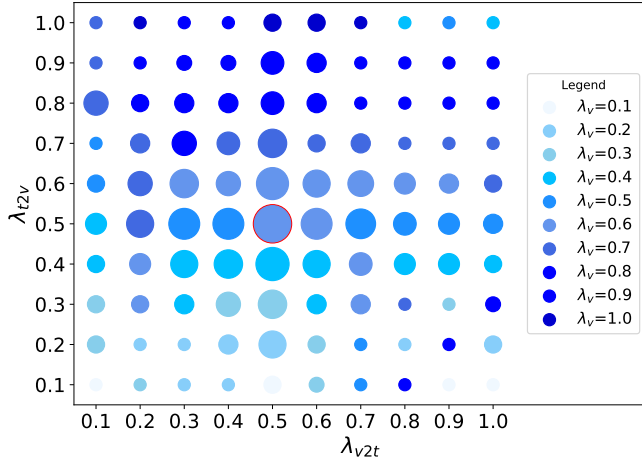


Figure 5: The performance of different hyperparameters of λ_{v2t} , λ_{t2v} and λ_v . The larger the circle, the higher the performance.

capture the correlated information between the text and video. Further increasing the number of frames does not significantly enhance the model’s performance, possibly because the additional frames do not provide more useful information or the model has reached its performance limit.

4.7 Discussion for Hyperparameters

To investigate the impact of the three loss functions on the performance of our model, we conducted experiments as shown in the Figure 5. The λ_v is the best performance when the values of λ_{v2t} and λ_{t2v} are fixed. The size of the circles in the figure represents the quality of the model results, with larger circles indicating better performance. The experimental results demonstrate that the model achieves optimal performance when the hyperparameters are set to 0.5, 0.5, and 0.6, respectively. Additionally, significant performance improvement is observed when the differences between the three hyperparameter values are relatively small and the coefficient of the KL loss is large. This highlights the importance of the KL loss in enhancing the model’s performance. This may be attributed to the ability of the KL loss to effectively capture the distributional differences between the predicted and target values, leading to more accurate modeling of the underlying data patterns.

5 RELATED WORK

Text-Video Retrieval (TVR) aims to retrieve relevant videos based on textual queries [14–16, 24, 30, 37]. In recent years, numerous methods have been proposed to tackle this problem. One prominent direction in TVR is the extraction and encoding of multi-modal features from videos, including visual, audio, and textual information. This approach has been extensively studied by researchers. For instance, Gabeur et al. [11] introduced a Multi-modal Transformer (MMT) model specifically designed for video retrieval by incorporating multiple modalities. Moreover, the utilization of large-scale pre-trained models has gained attention in video-text retrieval tasks. CLIP (Contrastive Language-Image Pretraining) [28] learns joint representations of images and texts, has been adopted by Fang et al. [9] and Luo et al. [24] in their end-to-end models for feature extraction and temporal alignment. These advancements have paved

the way for more accurate and robust video retrieval from textual queries. The integration of multi-modal features and the utilization of pre-trained models have demonstrated significant improvements, pushing the boundaries of state-of-the-art TVR systems.

In addition to the aforementioned approaches, another effective strategy in TVR is to perform fine-grained matching and alignment between video and text [5, 7, 13, 20]. This approach aims to capture detailed correspondences between the two modalities. Cheng et al. [3] proposed the Context-Aware Mixture of Experts (CAMoE) network, which aligns video features with various textual aspects. The CAMoE network leverages a mixture of expert models to effectively capture the interactions between different textual aspects and video representations, leading to improved retrieval accuracy. Wang et al. [31] presented the T2VLAD method, which incorporates global-local alignment for video retrieval. T2VLAD utilizes a combination of global and local features to better capture the spatial and temporal information in videos. By aligning these features with textual queries, T2VLAD enhances retrieval precision and robustness. Liu et al. [21] proposed a Hierarchical Transformer, which performs cross-modal hierarchical matching. It employs a hierarchical structure that captures semantic and temporal dependencies between video frames and textual queries. By considering the hierarchical context, the model improves the alignment accuracy and discriminability between video and text. These fine-grained matching and alignment approaches have demonstrated their effectiveness in improving performance [18, 19, 27]. By addressing the detailed correspondences between video and text, these models provide more accurate and contextually relevant video recommendations based on textual queries. Nevertheless, the above existing methods ignore chunk-level matching between multi-modal chunks and thus restrict the performance gain. There also exists other strands of work that introduce additional meta information such as video caption [33], video title [8], and object features [20] to facilitate the text-video retrieval, and our proposed hypergraph network based matching strategy can be easily applied to these approaches.

6 CONCLUSION

This paper proposes a novel text-video retrieval model LEAN to capture chunk-level correlations by multi-modal hypergraph networks with variational inference. Our approach involves constructing a multi-modal hypergraph for each text query and video, capturing n-ary interactions between different modalities. Moreover, to learn an optimal hypergraph structure, our model automatically learns the weights of the hyperedge and node in the hypergraph. To further improve the model’s generalization ability, we feed the extracted features into a variational inference module, obtaining the variational representation under the Gaussian distribution. The incorporation of them allows our model to capture n-ary interactions among texts and videos and incorporate multiple type correlations. The empirical experiments demonstrate that our method incorporates chunk-level correlations and achieves state-of-the-art performance.

ACKNOWLEDGMENTS

We thank the anonymous reviewers for their insightful comments and suggestions. XXX is the corresponding author. The authors of this paper were supported by the NSFC through grant No.XXX.

REFERENCES

- [1] Max Bain, Arsha Nagrani, Gül Varol, and Andrew Zisserman. 2021. Frozen in Time: A Joint Video and Image Encoder for End-to-End Retrieval. In *2021 IEEE/CVF International Conference on Computer Vision, ICCV 2021, Montreal, QC, Canada, October 10-17, 2021*. IEEE, 1708–1718. <https://doi.org/10.1109/ICCV48922.2021.00175>
- [2] David Chen and William B Dolan. 2011. Collecting highly parallel data for paraphrase evaluation. In *Proceedings of the 49th annual meeting of the association for computational linguistics: human language technologies*. 190–200.
- [3] Xing Cheng, Hezheng Lin, Xiangyu Wu, Fan Yang, and Dong Shen. 2021. Improving Video-Text Retrieval by Multi-Stream Corpus Alignment and Dual Softmax Loss. *CoRR* abs/2109.04290 (2021). [arXiv:2109.04290](https://arxiv.org/abs/2109.04290)
- [4] Youngok Choi and Edie M Rasmussen. 2002. Users' relevance criteria in image retrieval in American history. *Information processing & management* 38, 5 (2002), 695–726.
- [5] Ioana Croitoru, Simion-Vlad Bogolin, Marius Lordeanu, Hailin Jin, Andrew Zisserman, Samuel Albanie, and Yang Liu. 2021. Teachtext: Crossmodal generalized distillation for text-video retrieval. In *Proceedings of the IEEE/CVF International Conference on Computer Vision*. 11583–11593.
- [6] Jacob Devlin, Ming-Wei Chang, Kenton Lee, and Kristina Toutanova. 2019. BERT: Pre-training of Deep Bidirectional Transformers for Language Understanding. In *Proceedings of the 2019 Conference of the North American Chapter of the Association for Computational Linguistics: Human Language Technologies, NAACL-HLT 2019, Minneapolis, MN, USA, June 2-7, 2019, Volume 1 (Long and Short Papers)*. 4171–4186.
- [7] Jianfeng Dong, Yabing Wang, Xianke Chen, Xiaoye Qu, Xirong Li, Yuan He, and Xun Wang. 2022. Reading-strategy inspired visual representation learning for text-to-video retrieval. *IEEE transactions on circuits and systems for video technology* 32, 8 (2022), 5680–5694.
- [8] Alex Falcon, Giuseppe Serra, and Oswald Lanz. 2022. A feature-space multimodal data augmentation technique for text-video retrieval. In *Proceedings of the 30th ACM International Conference on Multimedia*. 4385–4394.
- [9] Han Fang, Pengfei Xiong, Luhui Xu, and Yu Chen. 2021. CLIP2Video: Mastering Video-Text Retrieval via Image CLIP. *CoRR* abs/2106.11097 (2021). [arXiv:2106.11097](https://arxiv.org/abs/2106.11097)
- [10] Yifan Feng, Haoxuan Yu, Zizhao Zhang, Rongrong Ji, and Yue Gao. 2019. Hypergraph neural networks. In *Proceedings of the AAAI conference on artificial intelligence*, Vol. 33. 3558–3565.
- [11] Valentin Gabeur, Chen Sun, Karteeek Alahari, and Cordelia Schmid. 2020. Multi-modal Transformer for Video Retrieval. In *Computer Vision - ECCV 2020 - 16th European Conference, Glasgow, UK, August 23-28, 2020, Proceedings, Part IV (Lecture Notes in Computer Science, Vol. 12349)*. Springer, 214–229. https://doi.org/10.1007/978-3-030-58548-8_13
- [12] Jiafeng Guo, Yixing Fan, Liang Pang, Liu Yang, Qingyao Ai, Hamed Zamani, Chen Wu, W Bruce Croft, and Xueqi Cheng. 2020. A deep look into neural ranking models for information retrieval. *Information Processing & Management* 57, 6 (2020), 102067.
- [13] Xudong Guo, Xun Guo, and Yan Lu. 2021. Ssan: Separable self-attention network for video representation learning. In *Proceedings of the IEEE/CVF conference on computer vision and pattern recognition*. 12618–12627.
- [14] Ning Han, Jingjing Chen, Guangyi Xiao, Yawen Zeng, Chuhao Shi, and Hao Chen. 2021. Visual spatio-temporal relation-enhanced network for cross-modal text-video retrieval. *arXiv preprint arXiv:2110.15609* (2021).
- [15] Peng Jin, Hao Li, Zesen Cheng, Jinfa Huang, Zhennan Wang, Li Yuan, Chang Liu, and Jie Chen. 2023. Text-Video Retrieval with Disentangled Conceptualization and Set-to-Set Alignment. *CoRR* abs/2305.12218 (2023). <https://doi.org/10.48550/arXiv.2305.12218> [arXiv:2305.12218](https://arxiv.org/abs/2305.12218)
- [16] Jie Lei, Linjie Li, Luowei Zhou, Zhe Gan, Tamara L Berg, Mohit Bansal, and Jingjing Liu. 2021. Less is more: Clipbert for video-and-language learning via sparse sampling. In *Proceedings of the IEEE/CVF conference on computer vision and pattern recognition*. 7331–7341.
- [17] Linjie Li, Yen-Chun Chen, Yu Cheng, Zhe Gan, Licheng Yu, and Jingjing Liu. 2020. HERO: Hierarchical Encoder for Video+Language Omni-representation Pre-training. In *Proceedings of the 2020 Conference on Empirical Methods in Natural Language Processing, EMNLP 2020, Online, November 16-20, 2020*. Association for Computational Linguistics, 2046–2065. <https://doi.org/10.18653/v1/2020.emnlp-main.161>
- [18] Yi Li, Kyle Min, Subarna Tripathi, and Nuno Vasconcelos. 2023. SViTT: Temporal Learning of Sparse Video-Text Transformers. In *Proceedings of the IEEE/CVF Conference on Computer Vision and Pattern Recognition*. 18919–18929.
- [19] Ke Liang, Lingyuan Meng, Meng Liu, Yue Liu, Wenxuan Tu, Siwei Wang, Si-hang Zhou, Xinwang Liu, and Fuchun Sun. 2022. Reasoning over different types of knowledge graphs: Static, temporal and multi-modal. *arXiv preprint arXiv:2212.05767* (2022).
- [20] Baolong Liu, Qi Zheng, Yabing Wang, Minsong Zhang, Jianfeng Dong, and Xun Wang. 2022. FeatInter: exploring fine-grained object features for video-text retrieval. *Neurocomputing* 496 (2022), 178–191.
- [21] Song Liu, Haoqi Fan, Shengsheng Qian, Yiru Chen, Wenkui Ding, and Zhongyuan Wang. 2021. HiT: Hierarchical Transformer with Momentum Contrast for Video-Text Retrieval. In *2021 IEEE/CVF International Conference on Computer Vision, ICCV 2021, Montreal, QC, Canada, October 10-17, 2021*. IEEE, 11895–11905. <https://doi.org/10.1109/ICCV48922.2021.01170>
- [22] Yang Liu, Samuel Albanie, Arsha Nagrani, and Andrew Zisserman. 2019. Use What You Have: Video retrieval using representations from collaborative experts. In *30th British Machine Vision Conference 2019, BMVC 2019, Cardiff, UK, September 9-12, 2019*. BMVA Press, 279.
- [23] Yu Liu, Huai Chen, Lianghua Huang, Di Chen, Bin Wang, Pan Pan, and Lisheng Wang. 2022. Animating Images to Transfer CLIP for Video-Text Retrieval. In *SIGIR '22: The 45th International ACM SIGIR Conference on Research and Development in Information Retrieval, Madrid, Spain, July 11 - 15, 2022*. ACM, 1906–1911. <https://doi.org/10.1145/3477495.3531776>
- [24] Huaishao Luo, Lei Ji, Ming Zhong, Yang Chen, Wen Lei, Nan Duan, and Tianrui Li. 2022. CLIP4Clip: An empirical study of CLIP for end to end video clip retrieval and captioning. *Neurocomputing* 508 (2022), 293–304. <https://doi.org/10.1016/j.neucom.2022.07.028>
- [25] Yiwei Ma, Guohai Xu, Xiaoshuai Sun, Ming Yan, Ji Zhang, and Rongrong Ji. 2022. X-CLIP: End-to-End Multi-grained Contrastive Learning for Video-Text Retrieval. In *MM '22: The 30th ACM International Conference on Multimedia, Lisboa, Portugal, October 10 - 14, 2022*. ACM, 638–647. <https://doi.org/10.1145/3503161.3547910>
- [26] Mandela Patrick, Po-Yao Huang, Yuki Markus Asano, Florian Metzke, Alexander G. Hauptmann, João F. Henriques, and Andrea Vedaldi. 2021. Support-set bottlenecks for video-text representation learning. In *9th International Conference on Learning Representations, ICLR 2021, Virtual Event, Austria, May 3-7, 2021*. OpenReview.net.
- [27] Renjing Pei, Jianzhuang Liu, Weimian Li, Bin Shao, Songcen Xu, Peng Dai, Juwei Lu, and Youliang Yan. 2023. CLIPPING: Distilling CLIP-Based Models with a Student Base for Video-Language Retrieval. In *Proceedings of the IEEE/CVF Conference on Computer Vision and Pattern Recognition*. 18983–18992.
- [28] Alec Radford, Jong Wook Kim, Chris Hallacy, Aditya Ramesh, Gabriel Goh, Sandhini Agarwal, Girish Sastry, Amanda Askell, Pamela Mishkin, Jack Clark, Gretchen Krueger, and Ilya Sutskever. 2021. Learning Transferable Visual Models From Natural Language Supervision. In *Proceedings of the 38th International Conference on Machine Learning, ICLR 2021, 18-24 July 2021, Virtual Event (Proceedings of Machine Learning Research, Vol. 139)*. PMLR, 8748–8763.
- [29] Livio Baldini Soares, Nicholas FitzGerald, Jeffrey Ling, and Tom Kwiatkowski. 2019. Matching the Blanks: Distributional Similarity for Relation Learning. In *Proceedings of the 57th Conference of the Association for Computational Linguistics, ACL 2019, Florence, Italy, July 28 - August 2, 2019, Volume 1: Long Papers*. Association for Computational Linguistics, 2895–2905. <https://doi.org/10.18653/v1/p19-1279>
- [30] Jinpeng Wang, Bin Chen, Dongliang Liao, Ziyun Zeng, Gongfu Li, Shu-Tao Xia, and Jin Xu. 2022. Hybrid contrastive quantization for efficient cross-view video retrieval. In *Proceedings of the ACM Web Conference 2022*. 3020–3030.
- [31] Xiaohan Wang, Linchao Zhu, and Yi Yang. 2021. T2VLAD: Global-Local Sequence Alignment for Text-Video Retrieval. In *IEEE Conference on Computer Vision and Pattern Recognition, CVPR 2021, virtual, June 19-25, 2021*. Computer Vision Foundation / IEEE, 5079–5088. <https://doi.org/10.1109/CVPR46437.2021.00504>
- [32] Peng Wu, Xiangteng He, Mingqian Tang, Yiliang Lv, and Jing Liu. 2021. Hanet: Hierarchical alignment networks for video-text retrieval. In *Proceedings of the 29th ACM international conference on Multimedia*. 3518–3527.
- [33] Wenhao Wu, Haipeng Luo, Bo Fang, Jingdong Wang, and Wanli Ouyang. 2023. Cap4Video: What Can Auxiliary Captions Do for Text-Video Retrieval?. In *Proceedings of the IEEE/CVF Conference on Computer Vision and Pattern Recognition*. 10704–10713.
- [34] Jun Xu, Tao Mei, Ting Yao, and Yong Rui. 2016. Msr-vtt: A large video description dataset for bridging video and language. In *Proceedings of the IEEE conference on computer vision and pattern recognition*. 5288–5296.
- [35] Konstantin Yakovlev, Gregory Polyakov, Ilseyar Alimova, Alexander Podolskiy, Andrey Bout, Sergey Nikolenko, and Irina Piontkovskaya. 2023. Sinkhorn Transformations for Single-Query Postprocessing in Text-Video Retrieval. In *Proceedings of the 46th International ACM SIGIR Conference on Research and Development in Information Retrieval, SIGIR 2023, Taipei, Taiwan, July 23-27, 2023*. ACM, 2394–2398. <https://doi.org/10.1145/3539618.3592064>
- [36] Jianwei Yang, Yonatan Bisk, and Jianfeng Gao. 2021. TACo: Token-aware Cascade Contrastive Learning for Video-Text Alignment. In *2021 IEEE/CVF International Conference on Computer Vision, ICCV 2021, Montreal, QC, Canada, October 10-17, 2021*. IEEE, 11542–11552. <https://doi.org/10.1109/ICCV48922.2021.01136>
- [37] Cunjuan Zhu, Qi Jia, Wei Chen, Yanming Guo, and Yu Liu. 2023. Deep learning for video-text retrieval: a review. *Int. J. Multimed. Inf. Retr.* 12, 1 (2023), 3. <https://doi.org/10.1007/s13735-023-00267-8>
- [38] Syed Zubair, Fei Yan, and Wenwu Wang. 2013. Dictionary learning based sparse coefficients for audio classification with max and average pooling. *Digit. Signal Process.* 23, 3 (2013), 960–970. <https://doi.org/10.1016/j.dsp.2013.01.004>