

# Quantification of Photon Fusion for Genuine Multiphoton Quantum Correlations

Sheng-Yan Sun,<sup>1,2</sup> Yu-Cheng Li,<sup>1,2</sup> Shih-Hsuan Chen,<sup>1,2</sup> Kuan-Jou Wang,<sup>1,2</sup> Ching-Jui Huang,<sup>1,2</sup> Tung-Ju Tsai,<sup>1,2</sup> Wei-Ting Kao,<sup>1,2</sup> Tzu-Liang Hsu,<sup>1,2,3</sup> and Che-Ming Li<sup>1,2,4,\*</sup>

<sup>1</sup>*Department of Engineering Science, National Cheng Kung University, Tainan 70101, Taiwan*

<sup>2</sup>*Center for Quantum Frontiers of Research & Technology,  
National Cheng Kung University, Tainan 70101, Taiwan*

<sup>3</sup>*Physics Department, Blackett Laboratory, Imperial College London,  
Prince Consort Road, SW7 2BW, United Kingdom*

<sup>4</sup>*Center for Quantum Science and Technology, Hsinchu 30013, Taiwan*

(Dated: January 17, 2024)

Fusing photon pairs creates an arena where indistinguishability can exist between two two-photon amplitudes contributing to the same joint photodetection event. This two-photon interference has been extensively utilized in creating multiphoton entanglement, from passive to scalable generation, from bulk-optical to chip-scale implementations. While significant, no experimental evidence exists that the full capability of photon fusion can be utterly quantified like a quantum entity. Herein, we demonstrate the first complete capability quantification of experimental photon fusion. Our characterization faithfully measures the whole abilities of photon fusion in the experiment to create and preserve entangled photon pairs. With the created four- and six-photon entangled states using spontaneous parametric down-conversion entanglement sources, we show that capability quantification provides a faithful assessment of interferometry for generating genuine multiphoton entanglement and Einstein-Podolsky-Rosen steering. These results reveal a practical diagnostic method to benchmark photon fusion underlying the primitive operations in general quantum photonics devices and networks.

## I. INTRODUCTION

Photon fusion [1–3] is a nonclassical process of superposing (or fusing) two-photon amplitudes of different yet indistinguishable alternatives of a joint photodetection event. This leads to entanglement in the polarization degree of freedom between a photon pair [4–6]. Since its experimental implementation only demands moderate linear passive optical elements, beam-path adjustment techniques, single-photon detection, and coincidence counting (Fig. 1), this two-photon interferometry has served as a building block for multiphoton entanglement in bulk optics [7–9] and on-chip waveguide quantum circuits [10–12], including the scalable creation by active feed-forward and multiplexing [13].

These advances make multiphoton entanglement widely used to investigate quantum mechanics [14–16] and information [17–19]. Moreover, genuine multipartite entanglement powers quantum networks' correlation, coordination, and security [20–22]. When genuine multiphoton entanglement is created to possess stronger quantum correlations, such as genuine multipartite Einstein-Podolsky-Rosen (EPR) steerability [23–26], multiphoton quantum correlations provide flexibility of entanglement shared by untrusted network nodes [15, 27]. With such a central role, the photon fusion process's experimental performance ultimately decides these applications' reliability.

The existing method typically used for examining a photon fusion process in experiments relies on measuring the visibility of the desired two-photon coincidence-counting events conditioned on a given specific input photon pair state [6–13]. This examination is helpful but only provides partial information about the indistinguishability experimental interferometry can achieve rather than complete details of the fusion process for all possible input states. Recently, quantum process tomography [28, 29] has been used to characterize the dynamics of experimental photon fusion completely [30]. From a task-oriented viewpoint, knowing how to use such complete tomographic information to quantitatively assess the corresponding full entanglement creation ability of an entire experimental process thoroughly is essential. It also determines how to evaluate the related critical applications where photon fusion plays a role [6–19]. However, this still needs to be shown in the existing experimental tomographic photon fusion, where only partial process information based on target output entanglement under specific input photon states was considered [30].

On the other hand, identifying elementary dynamical processes like fusing photon pairs is one of the fundamental goals uniting work on quantum information theory [29]. While significant and demanded, empirical evidence that the entire experimental photon fusion process can be quantified according to its abilities, such as creating entanglement, still needs to be provided. The theory of quantum process capability (QPC) [31, 32] describes using quantum process tomography for quantifying the full entanglement creation ability of experimental processes. This theory systematically shows that the exper-

\* cmli@mail.ncku.edu.tw

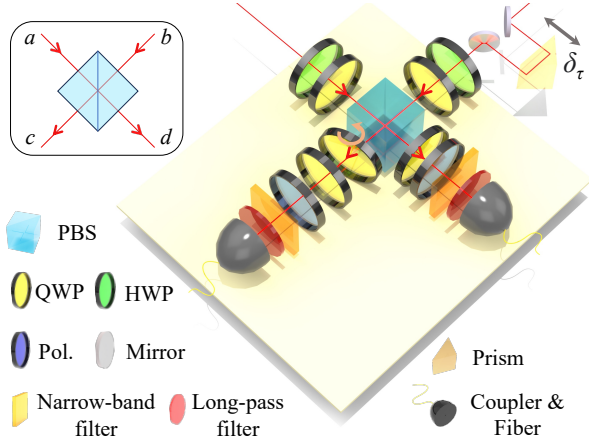


FIG. 1. Experimental setup of photon fusion unit. Two individual photons in the spatial modes  $a$  and  $b$  are input into a polarizing beam splitter (PBS) and post-selected in the spatial modes  $c$  and  $d$ . To temporally and spatially overlap at the PBS, the path of photon  $b$  is adjusted by fine-tuning the delay  $\delta_\tau$  with a nanostaging stage. Half wave plate (HWP) and quarter wave plate (QWP) are used to prepare different inputs for process tomography. A QWP and a polarizer (Pol.) is combined for projective measurements. The relative phase between the two-photon amplitudes is adjusted by properly rotating an additional QWP around its vertically-oriented fast axis in mode  $c$ . Photons were selected by the narrow-band filter and long-pass filter, collected by fiber couplers, and detected by silicon avalanche single-photon detectors; coincidences of single photons in modes  $c$  and  $d$  are recorded by an FPGA (field programmable gate array) based coincidence unit (not shown).

imentally obtained complete knowledge of photon fusion in terms of process matrix [28, 29] can be quantified by sensible capability measures. In addition to the capability of entanglement creation, other process capabilities, such as entanglement preservation capability [33], can be quantified using the QPC theory.

Here, we theoretically investigate and experimentally demonstrate the quantification of the entanglement creation capability and the entanglement preservation capability of fusing photon pairs. In addition to experiments following the standard QPC theory, we reveal for the first time that these process capabilities can be efficiently estimated without performing the total tomographic measurements. To illustrate the significance of quantifying photon fusion's capabilities, we show how it rigorously determines the generation of genuine multiphoton entanglement and EPR steering. This demonstration is adaptive to all photon-fusion-based applications reviewed at the beginning.

In the following, we will review the essential operation of photon fusion in Sec. II and the QPC formalism in Sec. III. We then introduce a new theory for faithfully estimating the QPCs of photon fusion process in an experimentally efficient manner in Sec. IV. The experimental quantification of two photon fusion units is illus-

trated in Sec. V afterward. With the measured photon fusion quantification, we show its important role in generating truly multiphoton entanglement and EPR steering in Sec. VI. The conclusion and outlook of the introduced concept and methods are given in Sec. VII. Moreover, the technical details of the theoretical and experimental results are detailed in Appendices A-G.

## II. PHOTON FUSION

The fusion of photon pairs first coherently interferes with two individual photons in two different spatial modes ( $a$  and  $b$ ) at a PBS and then post-selects the two outputs in different modes ( $c$  and  $d$ ), as shown in the inset of Fig. 1. The PBS transmits horizontal ( $H$ ) polarization and reflects vertical ( $V$ ) polarization. That is, after the PBS, the two-photon states  $|H_a H_b\rangle$ ,  $|H_a V_b\rangle$ ,  $|V_a H_b\rangle$ ,  $|V_a V_b\rangle$  become  $|H_d H_c\rangle$ ,  $|H_d V_c\rangle$ ,  $|V_c H_c\rangle$ ,  $|V_c V_d\rangle$ , respectively, where  $H_i$  ( $V_i$ ) denotes  $H$  ( $V$ ) polarization in the spatial mode  $i = a, b, c, d$ . A subsequent post-selection in the modes,  $c$  and  $d$ , picks the states  $|H_c H_d\rangle$  and  $|V_c V_d\rangle$  only, which makes the fusion process of the photon pairs non-trace preserving.

Since the photon fusion superposes the two-photon amplitudes of different yet indistinguishable alternatives of the joint photodetection event in the different output modes of PBS, a quantum operation can represent an ideal photon fusion as described below [6–9, 30]:

$$\tilde{\rho}_{\text{out}} = \tilde{\chi}_{\text{fusion}}(\rho_{\text{in}}) = M \rho_{\text{in}} M^\dagger, \quad (1)$$

where  $\rho_{\text{in}}$  and  $\tilde{\rho}_{\text{out}}$  denote the input and output states of the photon fusion  $\tilde{\chi}_{\text{fusion}}$ , respectively, and

$$M = |H_d H_c\rangle\langle H_a H_b| + |V_c V_d\rangle\langle V_a V_b|, \quad (2)$$

is called the fusion operator. Here  $\tilde{\rho}_{\text{out}}$  is unnormalized, and its normalization factor  $\text{tr}(\tilde{\rho}_{\text{out}})$  is the probability of joint photodetection event. Hereafter, the symbol of  $\tilde{\chi}_{\text{fusion}}$  also represents a un-normalized process matrix that completely describes the quantum operation of photon fusion.

Notably,  $\tilde{\chi}_{\text{fusion}}$  is *nonclassical* because it is capable of creating and preserving entangled photons [32, 33]. For example, a separable input state of  $\rho_{\text{in}} = |\pm_a \pm_b\rangle\langle \pm_a \pm_b|$ , where  $|\pm_k\rangle = (1/\sqrt{2})(|H_k\rangle \pm |V_k\rangle)$  for  $k = a, b$ , becomes an entangled output state  $|\phi_{\text{out}}^+\rangle$  with a probability of successful joint photodetection,  $1/2$ , i.e.,

$$\tilde{\chi}_{\text{fusion}}(|\pm_a \pm_b\rangle\langle \pm_a \pm_b|) = \frac{1}{2} |\phi_{\text{out}}^+\rangle\langle \phi_{\text{out}}^+|,$$

where  $|\phi_{\text{out}}^+\rangle = (1/\sqrt{2})(|H_c H_d\rangle + |V_c V_d\rangle)$ . Moreover, let  $\rho_{\text{in}}$  be an entangled state of  $|\phi_{\text{in}}^+\rangle\langle \phi_{\text{in}}^+|$ , where  $|\phi_{\text{in}}^+\rangle = (1/\sqrt{2})(|H_a H_b\rangle + |V_a V_b\rangle)$ , the output state is entangled as well:  $\tilde{\chi}_{\text{fusion}}(|\phi_{\text{in}}^+\rangle\langle \phi_{\text{in}}^+|) = |\phi_{\text{out}}^+\rangle\langle \phi_{\text{out}}^+|$ .

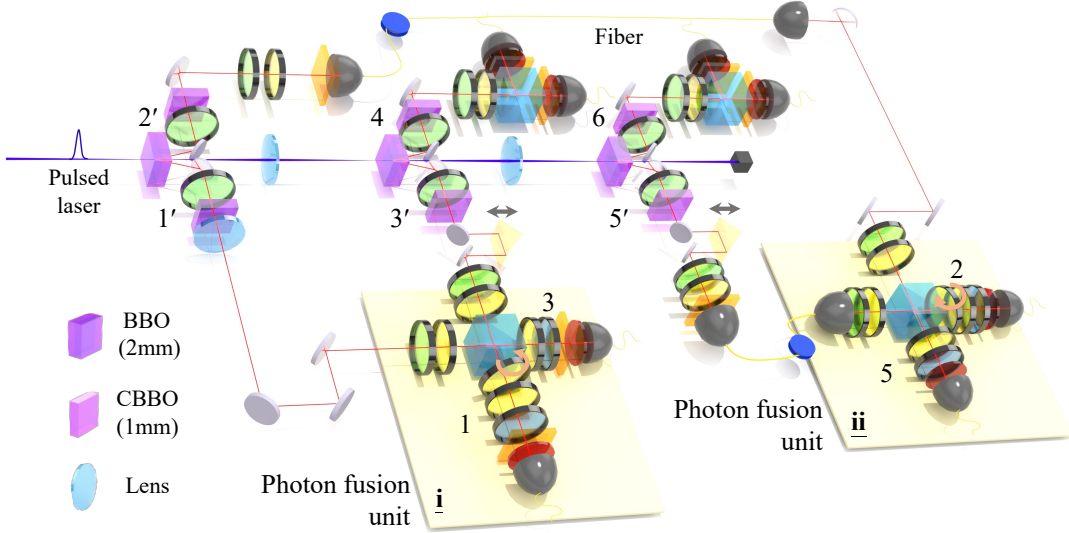


FIG. 2. Experimental setup of entangling six photons with two units of photon fusion. The three spontaneous parametric down-conversion (SPDC) sources [39] were pumped with a pulsed laser beam (center wavelength 390 nm, pulse duration 144 fs, repetition rate 76 MHz, and average power 1.0 W). In each source, a  $\beta$ -barium-borate (BBO) crystal was pumped to generate pairs of polarization-entangled photons by type-II non-collinear SPDC, including the compensation for the walk-off effect by an additional correction BBO (CBBO) crystal. The prepared three photon pairs in modes 1'-2', 3'-4, and 5'-6 have an average creation rate of  $\sim 86 \times 10^3$  pairs per second and an average fidelity of  $(92.99 \pm 0.10)\%$  close to  $|\psi^-\rangle = (1/\sqrt{2})(|HV\rangle - |VH\rangle)$ , where  $|H\rangle$  ( $|V\rangle$ ) denotes the horizontal (vertical) photon polarization state. Two photon fusion units **i** and **ii** were set up as described in Fig. 1. The observed visibility of the Hong-Ou-Mandel type interference fringes [40] is  $\sim 71\%$  ( $\sim 68\%$ ) for the unit **i** (**ii**). All the experimental settings are tuned and aligned according to the target six-photon Greenberger-Horne-Zeilinger (GHZ) type entangled state [41]  $|G_6\rangle = (1/\sqrt{2})(|H_1V_2H_3V_4V_5H_6\rangle + |V_1H_2V_3H_4H_5V_6\rangle)$  in the present experiment. See Appendix D for the detailed descriptions of the SPDC photon sources.

### III. CAPABILITIES OF PHOTON FUSION

#### A. Quantum process capabilities

The theory proposed in Refs. [32, 33] predicts that the nonclassical characteristics of  $\tilde{\chi}_{\text{fusion}}$  qualitatively described above can be quantified further as QPCs of entanglement creation and preservation. Such QPCs can unambiguously determine precisely the extent to which an imperfect experimental photon fusion, denoted as  $\tilde{\chi}_{\text{expt}}$ , can create and preserve entangled photons. According to the theory [32, 33],  $\tilde{\chi}_{\text{expt}}$  is quantified by comparing it with processes without the prescribed quantum capabilities, called incapable processes and denoted by  $\chi_{\mathcal{I}}$ .

The following two different sensible measures quantify photon fusion by: (a) Composition.

$$\chi_{\text{expt}} = \alpha\chi_{\mathcal{C}} + (1 - \alpha)\chi_{\mathcal{I}}, \quad (3)$$

where  $\alpha = \alpha_{\text{cre}} (\alpha_{\text{pre}})$  represents the minimum amount of the process with the prescribed quantum capability of entanglement creation (preservation), denoted as  $\chi_{\mathcal{C}}$ , that can be found in  $\chi_{\text{expt}} = \tilde{\chi}_{\text{expt}}/\text{tr}(\tilde{\chi}_{\text{expt}})$ . As  $\alpha = 0$ ,  $\chi_{\text{expt}}$  is considered as incapable of creating (preserving) entangled photon pair. Whereas  $\alpha > 0$  implies capable  $\chi_{\text{expt}}$ , and  $\alpha = 1$  showing the maximum QPC of entanglement

creation (preservation) that  $\chi_{\text{expt}}$  has. (b) Robustness.

$$\frac{\chi_{\text{expt}} + \beta\chi'}{1 + \beta} = \chi_{\mathcal{I}}, \quad (4)$$

where  $\beta = \beta_{\text{cre}} (\beta_{\text{pre}})$  is the minimum amount of noise process,  $\chi'$ , (positive operator) added such that  $\chi_{\text{expt}}$  becomes incapable of creating (preserving) entanglement. As  $\beta = 0$ ,  $\chi_{\text{expt}}$  is identified as incapable. Then  $\beta > 0$  describes a capable process with the prescribed entanglement creation (preservation) quantum capability.

In addition to the above two QPC measures,  $\chi_{\text{expt}}$  can be examined by the following process fidelity criterion that

$$F_{\text{expt}} = \text{tr}(\chi_{\text{expt}}\chi_{\text{fusion}}) > F_{\mathcal{I}} = \max_{\chi_{\mathcal{I}}}[\text{tr}(\chi_{\mathcal{I}}\chi_{\text{fusion}})], \quad (5)$$

indicating that  $\chi_{\text{expt}}$  is a capable process close to the target process  $\chi_{\text{fusion}}$ .

When  $\chi_{\text{expt}}$  is given, the quantities of  $\alpha$  and  $\beta$  can be determined by using semidefinite programming (SDP) to solve the corresponding optimization problems under a set of constraints, denoted as  $\mathcal{D}_{\mathcal{I}}$ , which details the incapable processes  $\chi_{\mathcal{I}}$ , and the ones for  $\chi_{\text{expt}}$  and  $\chi'$ . The threshold  $F_{\mathcal{I}}$  can be calculated in the same manner as  $\alpha$  and  $\beta$ . See Appendix A for the complete descriptions of the constraint sets  $\mathcal{D}_{\mathcal{I}}$  and their use in measuring QPCs detailed in Appendix B.

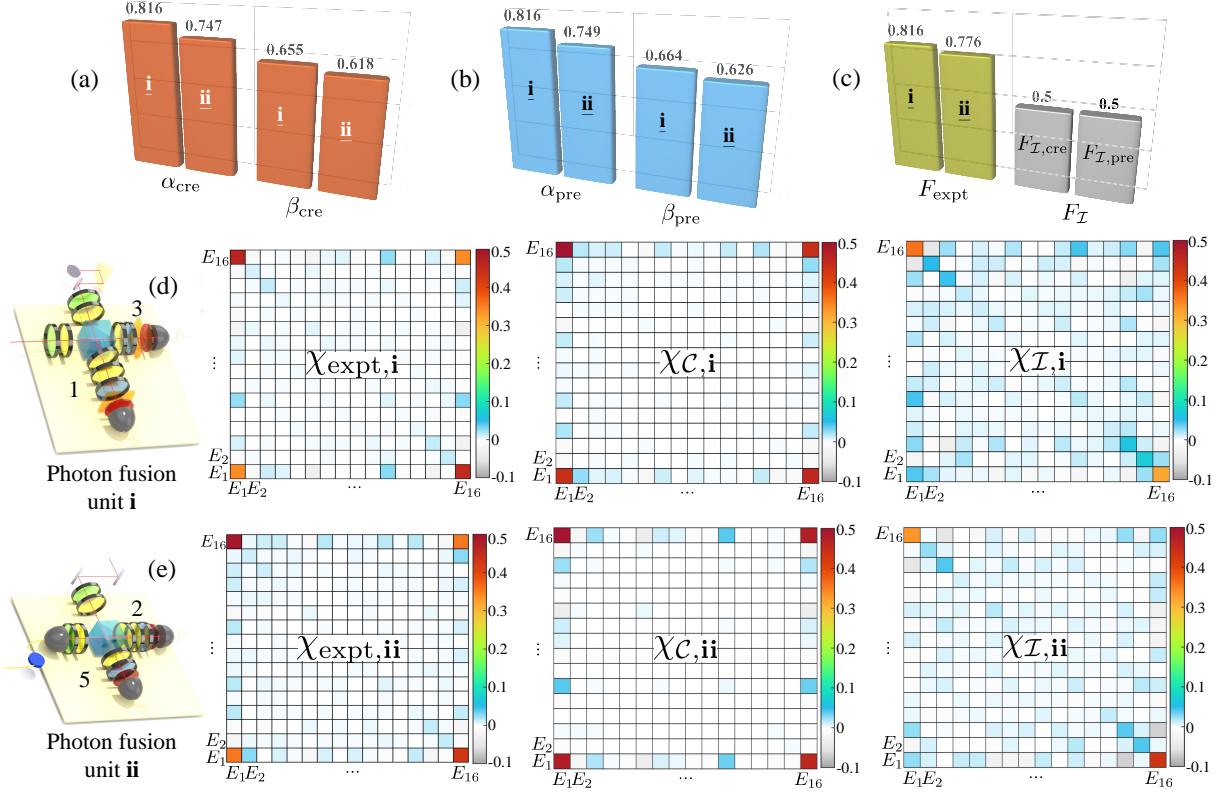


FIG. 3. The experimental photon fusion capabilities for six-photon entanglement. (a) The entanglement creation capabilities for the experimental photon fusion units **i** and **ii** are quantified by the composition,  $\alpha_{\text{cre}}$ , and robustness,  $\beta_{\text{cre}}$ . (b) The experimental entanglement preservation capabilities for **i** and **ii** are quantified by the composition  $\alpha_{\text{pre}}$  and the robustness  $\beta_{\text{pre}}$ . By (a) and (b) the portion that cannot generate entanglement but can preserve entanglement can be quantified further by  $\alpha_{\text{pre}'} = \alpha_{\text{pre}} - \alpha_{\text{cre}}$  (see Appendix B). (c) The measured values of the process fidelities for both units are better than the maximum values any incapable process of entanglement creation ( $F_{\text{L,cre}}$ ) and entanglement preservation ( $F_{\text{L,pre}}$ ) can achieve,  $F_{\text{L}}$ . (a)-(c) are obtained using the QPC theory to thoroughly quantify the measured process matrices  $\chi_{\text{expt,i}}$  and  $\chi_{\text{expt,ii}}$  for the experimental photon fusion units **i** and **ii**, respectively. (d) and (e) illustrate the real parts of their process matrices. See Appendix E for their theoretical and experimental details. The real parts of  $\chi_{\text{C},k}$  and  $\chi_{\text{I},k}$ , for  $k = \text{i, ii}$ , corresponding to capable and incapable processes, respectively, for creating entanglement are illustrated. See Eq. (6). Since the matrix elements in the imaginary parts of all the process matrices,  $\chi_{\text{expt,i}}$ ,  $\chi_{\text{expt,ii}}$ ,  $\chi_{\text{C},k}$ ,  $\chi_{\text{I},k}$ , are small, all the imaginary parts are neglected here.

#### IV. ESTIMATION OF THE QPC

The QPC formalism is adaptive to estimating  $\alpha$  and  $\beta$  without using the full process tomography data. Experimentally, measuring QPCs demands quantum process tomography on  $\tilde{\chi}_{\text{expt}}$ , where 16 specific states of  $\rho_{\text{in}}$  are prepared and the corresponding outputs  $\tilde{\rho}_{\text{out}} = \tilde{\chi}_{\text{expt}}(\rho_{\text{in}})$  are required 9 local measurements for tomography analysis. Since each local measurement considers 4 output events, it totally requires  $16 \cdot 9 \cdot 4 = 576$  measurements of the probabilities of input-output-state events. Whereas, given a subset of these probabilities denoted by  $\{\mathcal{P}\}$ , it is possible to find an estimated process matrix, denoted by  $\tilde{\chi}_{\text{SDP}}$ , and its  $\alpha$  and  $\beta$  via SDP under  $\mathcal{D}_{\mathcal{I}}$  and the constraints of the given probabilities  $\{\mathcal{P}\}$ .

A concrete example of  $\{\mathcal{P}\}$  is the probabilities used for estimating the lower bound of process fidelity,  $F_{\text{LB}}$ , where only 40 probabilities are used. It is determined by:

$F_{\text{LB}} = (1/2)(F_{Z \rightarrow Z}^{\text{expt}} + F_{X \rightarrow X}^{\text{expt}} + F_{X \rightarrow Y}^{\text{expt}} - 1)$ , where  $F_{Z \rightarrow Z}^{\text{expt}}$ ,  $F_{X \rightarrow X}^{\text{expt}}$ , and  $F_{X \rightarrow Y}^{\text{expt}}$  are three classical fidelities [34, 35]. See Appendix C for the complete descriptions used in our experiments. As the errors conserve horizontal/vertical polarization,  $F_{\text{LB}}$  can be considered as the process fidelity of photon fusion [36].

With the method introduced above, one can estimate  $\alpha$  and  $\beta$  of the process  $\tilde{\chi}_{\text{SDP}}$  given the probabilities for the process fidelity lower bound in a very efficient manner. See Appendix C detailing how to estimate QPCs using the given probabilities and SDP.

Furthermore, in Sec. VI, we will illustrate that the QPC estimates are helpful to jointly evaluate whether the experimental photon fusion units are capable of creating genuine multiphoton quantum correlations before performing multiphoton measurements.

## V. EXPERIMENTAL QUANTIFICATION OF PHOTON FUSION

The experimental setup of a unit for photon fusion is shown in Fig. 1. As will be described below, we set up two units of photon fusion in our six-photon experiment. See the units **i** and **ii** in Fig. 2. To begin with, we examine the QPCs of the first unit of photon fusion (the unit **i**). The photon in the input mode  $a = 1'$  of the first entangled pair from spontaneous parametric down-conversion (SPDC) acts as a signal, and the photon in  $2'$  is a trigger. Similarly, photon in the input mode  $b = 3'$  of the second SPDC entangled pair is ready as the photon 4 is detected.

First, we measure the QPCs of the photon fusion under the best photon interference at the PBS. This condition was achieved by scanning the delay and tuning the QWP such that the visibility of the four-fold coincidence counts detected on the diagonal basis,  $\{|+\rangle, |-\rangle\}$ , is maximum. By tomographically deconstructing the output states of specified input states,  $\chi_{\text{expt}}$  was then measured (see Appendix E), and by which its QPCs were then determined, including the capabilities of entanglement creation and preservation. See Figs. 3(a)-(c). The second unit of photon fusion (the unit **ii**) is quantified in the same manner.

Specifically, we have demonstrated that, according to Eq. (3), each experimental photon fusion unit can be quantified by:

$$\chi_{\text{expt},k} = \alpha_k \chi_{\mathcal{C},k} + (1 - \alpha_k) \chi_{\mathcal{I},k}, \quad (6)$$

for  $k = \mathbf{i}, \mathbf{ii}$ , where  $\alpha_k$  is the entanglement creation composition  $\alpha_{\text{cre}}$  of the photon fusion unit  $k$ , and  $\chi_{\mathcal{C},k}$  and  $\chi_{\mathcal{I},k}$  are the corresponding capable and incapable processes, respectively. Figures 3(d) and 3(e) illustrate the process matrices of  $\chi_{\mathcal{C},k}$  and  $\chi_{\mathcal{I},k}$  which constitute the two photon fusion units  $\chi_{\text{expt},k}$  with respect to the entanglement-creation QPC. As will be shown in Sec. VI, composition  $\alpha_k$  determines genuine multipartite quantum correlations of multiphoton interferometry outputs.

Furthermore, the newly introduced method to efficiently estimate QPC makes it more experimentally feasible to demonstrate the transitions between capable and incapable photon interferometry. We measured the estimated  $\alpha$  and  $\beta$  under three sets of classical fidelities consisting of 40-probability set  $\{\mathcal{P}\}$  in different delay values for capable and incapable processes. See Fig. 4. This also demonstrates that the measured entanglement-creation QPCs are faithful to revealing experimental imperfections. They monotonically decrease with the increase of delay.

## VI. QPC FOR GENUINE MULTIPHOTON QUANTUM CORRELATIONS

### A. Genuine multiphoton entanglement

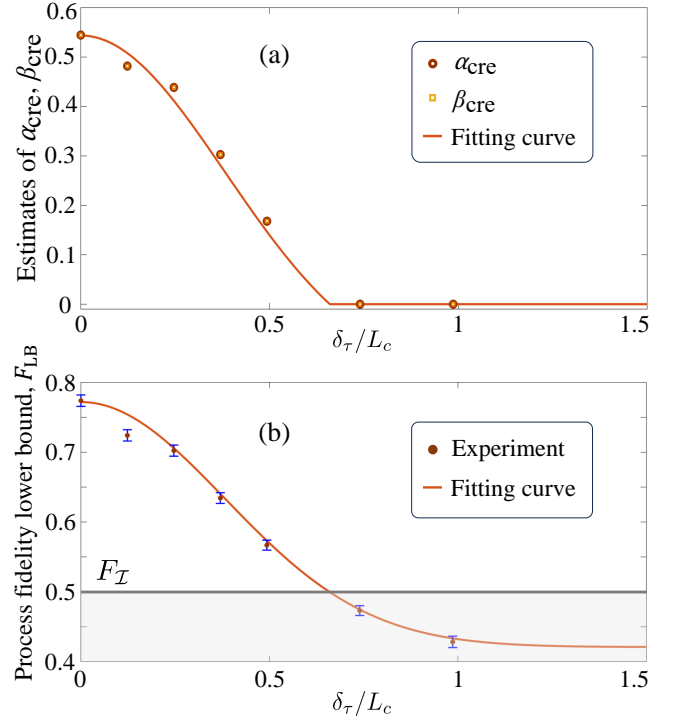


FIG. 4. Experimental transition between being capable and incapable of entanglement creation processes. With the measured QPC estimates (a) and the process fidelity lower bound,  $F_{\text{LB}}$ , (b) for the first photon fusion unit **i**, we show how the photon fusion's entanglement creation capability decreases with the increasing interferometry delay,  $\delta_\tau$ . As seen, the QPC measures  $\alpha$  and  $\beta$  in (a) reliably indicate that the experimental photon fusion becomes incapable as the delay is close to but not exceed one coherence length, consistent with the examination using the fidelity criterion (b). The used narrow-band filter (central wavelength  $\lambda = 780$  nm, transmission rate  $> 99\%$ ) with the bandwidth (full-width at half maximum) of  $\lambda_{\text{FWHM}} = 3$  nm determines the coherence length of  $L_c \sim \lambda^2/\lambda_{\text{FWHM}} = 203 \mu\text{m}$ .

### and EPR steering

Since photon fusion is intrinsically necessary for creating multiphoton entangled states, QPC provides a quantitatively precise method to assess multiphoton entanglement generation in photon-fusion-based experiments, including correlation creation of genuine multipartite EPR steering [23–26]. Suppose  $n$  units of photon fusion are set up in an interferometry on  $n + 1$  pairs of entangled photons. With Eq. (3), the output states can be represented as

$$\tilde{\rho}_{\text{out}} = \prod_{k=1}^n \alpha_{\text{cre},k} \chi_{\mathcal{C},k}(\rho_{\text{in}}) + \tilde{\rho}_{\text{sep}}, \quad (7)$$

where  $\alpha_{\text{cre},k}$  is the  $k$ th photon fusion unit's entanglement creation composition, and  $\tilde{\rho}_{\text{sep}}$  is an unnormalized bi-separable state. Here, the product of composition:



$\prod_{k=1}^n \alpha_{\text{cre},k}$ , determines the genuine  $N$ -photon entanglement composition in  $\tilde{\rho}_{\text{out}}$  for even  $N = 2(n+1)$ . (Equation (7) and other conclusions given below are applicable to the cases of odd  $N$ , where one of the  $n+1$  pairs is replaced by a single photon state.) To investigate this conclusion for the output state  $\tilde{\rho}_{\text{out}}$  in Eq. (7), let us first consider our experimental photon fusion processes described by Eq. (6) as a concrete illustration.

The two photon fusion units' capability compositions determine the component of the created genuine six-photon multipartite entanglement in the created photons. That is, after operation of the two photon fusion units, the input of three photon pairs in the experiment becomes

$$\begin{aligned} \tilde{\rho}_{\text{out}} &= \chi_{\text{expt,ii}} \chi_{\text{expt,i}} (\rho_{1'2'} \otimes \rho_{3'4} \otimes \rho_{5'6}) \\ &= \alpha_{\text{i}} \alpha_{\text{ii}} \chi_{\text{C,ii}} \chi_{\text{C,i}} (\rho_{1'2'} \otimes \rho_{3'4} \otimes \rho_{5'6}) + \tilde{\rho}_{\text{sep}}. \end{aligned} \quad (8)$$

Since  $\chi_{\text{C,i}}$  and  $\chi_{\text{C,ii}}$  are capable of creating entanglement, the state  $\tilde{\rho}_{\text{C}} = \chi_{\text{C,ii}} \chi_{\text{C,i}} (\rho_{1'2'} \otimes \rho_{3'4} \otimes \rho_{5'6})$  is genuinely six-partite entangled as the three-pair initial state is properly prepared, which describes the only multipartite entanglement component in the resulting output state  $\tilde{\rho}_{\text{out}}$ . Therefore, the compositions  $\alpha_{\text{i}}$  and  $\alpha_{\text{ii}}$  by  $\alpha_{\text{i}} \alpha_{\text{ii}}$  together quantify the interferometry performance for creating genuinely six-partite entangled photons. Compared to the existing methods based on process fidelity [30, 34–36], our presented method provides quantitatively precise interferometry information.

Also, according to Eq. (8) and the characteristics of  $\chi_{\text{C,i}}$  and  $\chi_{\text{C,ii}}$  discussed above,  $\alpha_{\text{i}}$  and  $\alpha_{\text{ii}}$  decide the similarity between the created photons and a target genuinely multiphoton entangled state in terms of the state fidelity, defined by  $F_{s,N} = \langle G_N | \rho_{G_N} | G_N \rangle$ , where  $\rho_{G_N}$  for  $N = 6$  in the present case is a normalized state of  $\tilde{\rho}_{\text{out}}$ . For example, if either  $\alpha_{\text{i}} = 0$  or  $\alpha_{\text{ii}} = 0$ , the output state is bi-separable and the resulting best state fidelity is  $F_s^{(\text{sep})} = 1/2$  [42]. A fidelity better than this threshold means creating genuine multipartite entangled states. Thus,  $\alpha_{\text{i}}$  and  $\alpha_{\text{ii}}$  should be high enough for both units of photon fusion when using the entanglement witness condition  $F_{s,N} > 1/2$  as the criterion for creating genuine six-photon entanglement close to the GHZ state.

As shown in Refs. [15, 27], pre-existing classical data from classical networking nodes or uncharacterized measurement devices can cause the resulting fidelity to be unreliable even for  $F_{s,N} > 1/2$ . This makes false positives of entanglement-witness-based entanglement detection in quantum networks. To rule out the mimicry of the strategy using pre-existing classical data, it has been shown that the state fidelity should satisfy  $F_{s,N} > F_s^{(\text{pre})} = (1/4)(1 + \sqrt{3}) \approx 0.683$  for even  $N$ , regardless of state tomography measurements either on the Pauli observables [15] or on the  $N+1$  minimum number of observables [27]. As satisfied by the experimental results, the created state possesses genuine  $N$ -photon EPR steerability. Then, this EPR steering criterion on  $\alpha_{\text{i}}$  and  $\alpha_{\text{ii}}$  is stricter than the entanglement witness.

## B. Composition criteria for genuine multiphoton quantum correlations

According to the above discussions about Eq. (8) and the state-fidelity criterion for genuine  $N$ -photon entanglement and EPR steering, we, therefore, arrive at the following condition on  $n$ -photon-fusion process for creating genuine  $N$ -photon entanglement and EPR steering in terms of the compositions:

$$\prod_{k=1}^n \alpha_{\text{cre},k} > \frac{\text{tr}(\tilde{\rho}_{\text{out}})(\mathcal{F}_s - F_{s,\text{sep}})}{\text{tr}(\tilde{\rho}_{\text{C}})(F_{s,\text{C}} - F_{s,\text{sep}})}, \quad (9)$$

where  $\tilde{\rho}_{\text{C}} = \prod_{k=1}^n \chi_{\text{C},k}(\rho_{\text{in}})$ , and  $F_{s,\text{C}}$  and  $F_{s,\text{sep}}$  denote the state fidelities of the target  $N$ -qubit GHZ-type state  $|G_N\rangle$  and the normalized state of  $\tilde{\rho}_{\text{C}}$  and  $\tilde{\rho}_{\text{sep}}$ , respectively. Equation (9) is derived from the condition:  $\langle G_N | \rho_{\text{out}} | G_N \rangle > \mathcal{F}_s$ , where  $\rho_{\text{out}}$  is the normalized state of  $\tilde{\rho}_{\text{out}}$  defined in Eqs. (7),(8). If an experimental result of composition product satisfies the criterion (9) for  $\mathcal{F}_s = F_s^{(\text{sep})}$ , then  $\rho_{\text{out}}$  is genuinely  $N$ -photon entangled. As the  $n$  photon fusions satisfy the criterion further for  $\mathcal{F}_s = F_s^{(\text{pre})}$ , then the photon fusion units enable a joint creation of states which can show genuine  $N$ -photon EPR steering effect. In what follows, we will demonstrate how Eq. (9) is helpful to examine the experimental photon fusion units.

### 1. Genuine six-photon entanglement

As the three created photon pairs,  $\alpha_{\text{i}}$ , and  $\alpha_{\text{ii}}$  are given, including the processes  $\chi_{\text{C},k}$  and  $\chi_{\text{I},k}$  for  $k = \text{i, ii}$  in Eq. (6), the above criterion helps evaluate the experimental photon fusion units before performing six-photon measurements. In our experiment, the created entangled photon pairs are close to the Werner-type state with a type-II down-conversion dephasing noise. With this condition for the three pair states:  $\rho_{1'2'}$ ,  $\rho_{3'4}$ ,  $\rho_{5'6}$ , and the determined  $\alpha_{\text{i}}$  and  $\alpha_{\text{ii}}$  [Fig. 3(a)], we use Eq. (9) to examine the two-photon fusion units and find that they are qualified for generating six-photon entanglement by:

$$\alpha_{\text{i}} \alpha_{\text{ii}} \approx 0.610 > \frac{\text{tr}(\tilde{\rho}_{\text{out}})(0.5 - F_{s,\text{sep}})}{\text{tr}(\tilde{\rho}_{\text{C}})(F_{s,\text{C}} - F_{s,\text{sep}})} \approx 0.446. \quad (10)$$

where  $\text{tr}(\tilde{\rho}_{\text{out}}) = 0.062$ ,  $\text{tr}(\tilde{\rho}_{\text{C}}) = 0.062$ ,  $F_{s,\text{sep}} = 0.763$ , and  $F_{s,\text{C}} = 0.288$ .

Alternatively, this means that the state fidelity estimated using Eq. (8) is:  $F_{s,6} \sim 0.58$ , which satisfies the fidelity criterion. See Appendix F for the detailed derivation. The resulting state is, therefore, identified as genuinely six-photon entangled. This is consistent with the experimental result examined by measuring a two-measurement entanglement witness [43] in our experiment. See Appendix G for the detailed experimental entanglement witness results (Fig. 6). However, the photon fusion units' joint performance does not satisfy the criterion for showing genuine six-photon EPR steering.

It is worth noting that, when assessing the estimates of  $\alpha_{\text{cre}}$  introduced in Sec. IV via Eq. (9),  $\alpha_{\text{i}}$  and  $\alpha_{\text{ii}}$  are also identified as being qualified for the case of zero delay ( $\delta_\tau = 0$ ) by:

$$\alpha_{\text{i}}\alpha_{\text{ii}} \approx 0.285 > \frac{\text{tr}(\tilde{\rho}_{\text{out}})(0.5 - F_{s,\text{sep}})}{\text{tr}(\tilde{\rho}_{\text{C}})(F_{s,\text{C}} - F_{s,\text{sep}})} \approx 0.245, \quad (11)$$

where  $\alpha_{\text{i}} = 0.545$ ,  $\alpha_{\text{ii}} = 0.524$ ,  $\text{tr}(\tilde{\rho}_{\text{out}}) = 0.062$ ,  $\text{tr}(\tilde{\rho}_{\text{C}}) = 0.062$ ,  $F_{s,\text{sep}} = 0.872$ , and  $F_{s,\text{C}} = 0.379$ . Therefore, using only three sets of classical fidelities consisting of 40-probability set  $\{\mathcal{P}\}$  is sufficient to infer from Eq. (11) that the photon fusion units jointly enables the multi-photon interferometry to generate truly six-photon entangled GHZ type state. This is also consistent with the result of Eq. (10) based on using full process tomography to obtain  $\alpha_{\text{i}}$  and  $\alpha_{\text{ii}}$ .

## 2. Genuine four-photon EPR steering

Since satisfying the criterion for showing genuine multipartite EPR steerability requires higher performance of  $n$  joint photon fusion units (9), it becomes difficult to observe such high-order EPR steering effect with increasing  $N$ . For  $n = 1$  and  $N = 4$ , we successfully demonstrate genuine four-photon EPR steering by using the first photon fusion unit and the pair states:  $\rho_{1'2'}$  and  $\rho_{3'4'}$ , and by using the second photon fusion unit and the pair states:  $\rho_{1'2'}$  and  $\rho_{5'6'}$ . Their measured state fidelities are:  $(75.79 \pm 0.37)\%$  and  $(71.91 \pm 0.49)\%$ , respectively, by measuring the minimum five observables [27]. They are consistent with the assessments based on the criterion (9) by:

$$\alpha_{\text{i}} \approx 0.816 > \frac{\text{tr}(\tilde{\rho}_{\text{out}})(0.683 - F_{s,\text{sep}})}{\text{tr}(\tilde{\rho}_{\text{C}})(F_{s,\text{C}} - F_{s,\text{sep}})} \approx 0.746, \quad (12)$$

where  $\text{tr}(\tilde{\rho}_{\text{out}}) = 0.249$ ,  $\text{tr}(\tilde{\rho}_{\text{C}}) = 0.249$ ,  $F_{s,\text{sep}} = 0.798$ , and  $F_{s,\text{C}} = 0.345$ , and

$$\alpha_{\text{ii}} \approx 0.747 > \frac{\text{tr}(\tilde{\rho}_{\text{out}})(0.683 - F_{s,\text{sep}})}{\text{tr}(\tilde{\rho}_{\text{C}})(F_{s,\text{C}} - F_{s,\text{sep}})} \approx 0.712, \quad (13)$$

where  $\text{tr}(\tilde{\rho}_{\text{out}}) = 0.249$ ,  $\text{tr}(\tilde{\rho}_{\text{C}}) = 0.249$ ,  $F_{s,\text{sep}} = 0.825$ , and  $F_{s,\text{C}} = 0.331$ . Here, we use the same method as was employed with the six-photon case (10).

Moreover, we have used the criterion (9) to evaluate the estimates of  $\alpha_{\text{i}}$  and  $\alpha_{\text{ii}}$  for genuine multipartite EPR steering. The first photon fusion unit is capable of creating genuine four-photon steering and identified by:

$$\alpha_{\text{i}} \approx 0.545 > \frac{\text{tr}(\tilde{\rho}_{\text{out}})(0.683 - F_{s,\text{sep}})}{\text{tr}(\tilde{\rho}_{\text{C}})(F_{s,\text{C}} - F_{s,\text{sep}})} \approx 0.526, \quad (14)$$

where  $\text{tr}(\tilde{\rho}_{\text{out}}) = 0.249$ ,  $\text{tr}(\tilde{\rho}_{\text{C}}) = 0.249$ ,  $F_{s,\text{sep}} = 0.891$ , and  $F_{s,\text{C}} = 0.452$ . This is consistent with the identification results of Eq. (12). However, the 40-probability

set  $\{\mathcal{P}\}$  is still insufficient to support showing that the second unit is capable by the following result:

$$\alpha_{\text{ii}} \approx 0.524 < \frac{\text{tr}(\tilde{\rho}_{\text{out}})(0.683 - F_{s,\text{sep}})}{\text{tr}(\tilde{\rho}_{\text{C}})(F_{s,\text{C}} - F_{s,\text{sep}})} \approx 0.543, \quad (15)$$

where  $\text{tr}(\tilde{\rho}_{\text{out}}) = 0.249$ ,  $\text{tr}(\tilde{\rho}_{\text{C}}) = 0.249$ ,  $F_{s,\text{sep}} = 0.880$ , and  $F_{s,\text{C}} = 0.450$ . For this case, we need the complete analysis for  $\alpha_{\text{ii}}$  as shown in the identification of Eq. (13).

## VII. CONCLUSION AND OUTLOOK

Photon fusion is the kernel of creating multiphoton entanglement for various quantum foundations and quantum information applications. We theoretically investigate and experimentally demonstrate the quantification of photon fusion's capabilities of creating and preserving entangled photon pairs regarding capability composition, robustness, and fidelity criterion. We also show that these quantum capabilities can be efficiently estimated to faithfully reveal the interferometry imperfections in the experiment for the first time. Furthermore, we use capability quantification to assess the experimental multiphoton interferometry (i.e., the joint performance of all the photon fusion units) quantitatively in generating genuine six-photon entanglement. We prove that the amount of genuine multipartite entanglement and EPR steering in the created photons and state fidelity is determined by the capability composition of the fusion processes.

Since these results are implementable using photonic tomography, the concept and methods can be utilized for benchmarking photon fusion in the existing quantum photonics engineering where photon fusion served as a building block [6–19]. Moreover, genuine multipartite entanglement powers quantum networks' correlation, coordination, and security [20–22]. For practical implementation, it may be helpful to use these findings further to investigate the relationship between photon fusions' capabilities and the criteria for achieving multiphoton interferometry under untrusted experimental apparatuses [44] performed in uncharacterized network nodes [15, 27].

## ACKNOWLEDGEMENTS

This work was partially supported by the National Science and Technology Council, Taiwan, under Grant Numbers NSTC 107-2628-M-006-001-MY4, NSTC 111-2112-M-006-033, NSTC 111- 2119-M-007-007, and NSTC 112-2112-M-006-029.

## Appendix A: Incapable process description

### 1. $\chi_{\mathcal{I},\text{cre}}$

An incapable process of creating entanglement, denoted as  $\chi_{\mathcal{I},\text{cre}}$ , should satisfy that: for all input states that are already separable, the corresponding output states must also remain separable. With this main idea, the set of constraints, denoted as,  $\mathcal{D}_{\mathcal{I}} = D(\tilde{\chi}_{\mathcal{I},\text{cre}})$ , for characterizing  $\chi_{\mathcal{I},\text{cre}}$  is described by [32]:

$$\begin{aligned} \tilde{\chi}_{\mathcal{I},\text{cre}} &\geq 0, \\ \tilde{\rho}_{\text{out}} &= \tilde{\chi}_{\mathcal{I},\text{cre}}(\rho_{\text{in}}) \geq 0 \quad \forall \rho_{\text{in}}, \\ \tilde{\rho}_{\text{out}}^{\text{PT}} &= \tilde{\chi}_{\mathcal{I},\text{cre}}(\rho_{\text{in}})^{\text{PT}} \geq 0 \quad \forall \rho_{\text{in}} \in s_{\text{sep}}, \end{aligned} \quad (\text{A1})$$

where  $\tilde{\chi}_{\mathcal{I},\text{cre}}$  is an unnormalized process matrix of  $\chi_{\mathcal{I},\text{cre}}$ , and  $s_{\text{sep}}$  denotes the set of separable states.

The first and second constraints ensure that a process matrix and its output states are positive semi-definite. The third constraint is based on the positive partial transpose (PPT) criterion [37, 38] and guarantees that if the input states are separable states, the output states are separable states as well. That is, the input and output state density matrices remain positive after partial transpose operation,  $\rho_{\text{in}}^{\text{PT}} \geq 0$  and  $\tilde{\rho}_{\text{out}}^{\text{PT}} \geq 0$ .

In order to make the  $\chi_{\mathcal{I},\text{cre}}$  under the constraint set  $D(\tilde{\chi}_{\mathcal{I},\text{cre}})$  explicitly representable and used for measuring quantum process capability (QPC), we utilize the quantum process tomography (QPT) [28, 29] procedure to construct the process matrix of incapable process. The constructed incapable process matrices are used in determining the quantities of  $\alpha$  and  $\beta$  by using semidefinite programming (SDP). We briefly describe how we construct the process matrix as follows. First, in QPT under the incapable process constraints (A1), the output states for the input separable states used in QPT:  $\rho_{\text{in},m} = |m\rangle\langle m|, |m\rangle \in \{|0\rangle, |1\rangle, |+\rangle, |R\rangle\}^{\otimes 2}$ , where  $|+\rangle = (1/\sqrt{2})(|0\rangle + |1\rangle)$  and  $|R\rangle = (1/\sqrt{2})(|0\rangle + i|1\rangle)$ , should be separable. Moreover, to ensure that when the input states are an identity matrix, the corresponding output states  $\rho_{\text{out}}$  are the same in the different decompositions of complementary bases. This requirement is used in tomographically characterizing separable output states out of incapable processes, where the outputs of Pauli matrices associated with the identity matrix in the inputs should be objectively described, independent of measurement bases. See Eq. (26) in Ref. [32] for detailed discussions.

### 2. $\chi_{\mathcal{I},\text{pre}}$

If a process matrix represents a process without the capability of preserving entanglement, denoted as  $\chi_{\mathcal{I},\text{pre}}$ , the output state must be separable. We utilize the PPT criterion to represent it as:  $\tilde{\rho}_{\text{out}}^{\text{PT}} \geq 0$ . Based on this main condition, the set of constraints for incapable of

entanglement preservation, denoted as  $\mathcal{D}_{\mathcal{I}} = D(\tilde{\chi}_{\mathcal{I},\text{pre}})$ , is specified as follows:

$$\begin{aligned} \tilde{\chi}_{\mathcal{I},\text{pre}} &\geq 0, \\ \tilde{\rho}_{\text{out}} &= \tilde{\chi}_{\mathcal{I},\text{pre}}(\rho_{\text{in}}) \geq 0, \\ \tilde{\rho}_{\text{out}}^{\text{PT}} &= \tilde{\chi}_{\mathcal{I},\text{pre}}(\rho_{\text{in}})^{\text{PT}} \geq 0 \quad \forall \rho_{\text{in}}. \end{aligned} \quad (\text{A2})$$

Furthermore, we use QPT and SDP to explicitly construct a process matrix of  $\chi_{\mathcal{I},\text{pre}}$  under the constraint set  $D(\tilde{\chi}_{\mathcal{I},\text{pre}})$  for determining  $\alpha$  and  $\beta$ . First, to satisfy the main constraint of  $D(\tilde{\chi}_{\mathcal{I},\text{pre}})$  (A2), we choose the following 16 input states for QST [33]:  $\rho_{\text{in},m} = |m\rangle\langle m|, |m\rangle \in \{|00\rangle, |01\rangle, |0+\rangle, |0R\rangle, |10\rangle, |11\rangle, |1+\rangle, |1R\rangle, |10\rangle, |11\rangle, |1+\rangle, |1R\rangle, |10\rangle, |11\rangle, |1+\rangle, |1R\rangle\}$ , where  $|-\rangle = (1/\sqrt{2})(|0\rangle - |1\rangle)$ ,  $|L\rangle = (1/\sqrt{2})(|0\rangle - i|1\rangle)$ ,  $|\phi^+\rangle = (1/\sqrt{2})(|00\rangle + |11\rangle)$ ,  $|\phi^+\rangle = (1/\sqrt{2})(|00\rangle + i|11\rangle)$ ,  $|\psi^+\rangle = (1/\sqrt{2})(|01\rangle + |10\rangle)$ , and  $|\psi^+\rangle = (1/\sqrt{2})(|01\rangle + i|10\rangle)$ . Then, we require that the output states for these 16 input states are separable and satisfy  $\tilde{\rho}_{\text{out}}^{\text{PT}} \geq 0$ . These output states after normalization  $\rho_{\text{out}}$  are sufficient to describe a process  $\chi_{\mathcal{I},\text{pre}}$  that makes all input states separable as required to satisfy the last constraint in Eq. (A2). See Sec. IIC. and Eq. (A10) in Ref. [33] for the detailed discussion.

## Appendix B: Measuring the quantum process capabilities

### 1. Composition: $\alpha_{\text{cre}}$ and $\alpha_{\text{pre}}$

With the constructed process matrix of incapable process as shown in Sec. A 1, any experimental process can be quantitatively decomposed into a linear combination of capable and incapable processes by:

$$\chi_{\text{expt}} = a\chi_{\mathcal{C},\text{cre}} + (1-a)\chi_{\mathcal{I},\text{cre}}, \quad (\text{B1})$$

where  $a \geq 0$  represents the composition ratio of the two processes. The entanglement creation capability can be defined as

$$\alpha_{\text{cre}} \equiv \min_{\chi_{\mathcal{I},\text{cre}}} a, \quad (\text{B2})$$

representing the minimum component of capable process that can be found in the experimental process. It can be determined through SDP with MATLAB [45, 46]:

$$\alpha_{\text{cre}} = \min_{\tilde{\chi}_{\mathcal{I},\text{cre}}} [1 - \text{tr}(\tilde{\chi}_{\mathcal{I},\text{cre}})], \quad (\text{B3})$$

where  $\text{tr}(\tilde{\chi}_{\mathcal{I},\text{cre}}) = \text{tr}((1-a)\chi_{\mathcal{I},\text{cre}}) = 1-a$ ,  $\text{tr}(\tilde{\chi}_{\mathcal{C},\text{cre}}) = \text{tr}(a\chi_{\mathcal{C},\text{cre}}) = a$ , and  $\chi_{\text{expt}} - \tilde{\chi}_{\mathcal{I},\text{cre}} = \tilde{\chi}_{\mathcal{C},\text{cre}} \geq 0$ .

When using the incapable process matrix constructed in Sec. A 2, the composition of entanglement preservation capability in  $\chi_{\text{expt}}$ :  $\alpha_{\text{pre}}$ , can be determined in the same manner as shown above.



## 2. Robustness: $\beta_{\text{cre}}$ and $\beta_{\text{pre}}$

An experimental process  $\chi_{\text{expt}}$  can become incapable by adding noise such that

$$\frac{\chi_{\text{expt}} + b\chi'}{1+b} = \chi_{\mathcal{I},\text{cre}}, \quad (\text{B4})$$

where  $b \geq 0$  and  $\chi'$  represents a noise process of positive operator. The robustness of entanglement creation capability is defined as the minimum amount of noise added to the experimental process such that  $\chi_{\text{expt}}$  becomes  $\chi_{\mathcal{I},\text{cre}}$ :

$$\beta_{\text{cre}} \equiv \min_{\chi'} b, \quad (\text{B5})$$

which can solve by using SDP by

$$\beta_{\text{cre}} = \min_{\tilde{\chi}_{\mathcal{I},\text{cre}}} [\text{tr}(\tilde{\chi}_{\mathcal{I},\text{cre}}) - 1], \quad (\text{B6})$$

where  $\text{tr}(\tilde{\chi}_{\mathcal{I},\text{cre}}) = \text{tr}((1+b)\chi_{\mathcal{I},\text{cre}}) = 1+b$  and  $\chi_{\mathcal{I},\text{cre}}$  is constructed according to the method discussed in Sec. A 1.

The robustness of entanglement preservation capability of  $\chi_{\text{expt}}$ :  $\beta_{\text{pre}}$ , can be determined in the same manner as shown above, where the incapable process matrix is constructed as described in Sec. A 2,

## 3. Fidelity criterion

The fidelity criterion measures the similarity between the experimental process  $\chi_{\text{expt}}$  and the target process of photon fusion  $\chi_{\text{fusion}}$ , which can be evaluated using process fidelity  $F_{\text{expt}} \equiv \text{tr}(\chi_{\text{expt}}\chi_{\text{fusion}})$ . It also indicates that if the experimental process exceeds the maximum imitation value of the incapable process, it is considered capable and cannot be mimicry by any incapable process, i.e.,

$$F_{\text{expt}} \geq F_{\mathcal{I}} \equiv \max_{\chi_{\mathcal{I},\text{cre}}} [\text{tr}(\chi_{\mathcal{I},\text{cre}}\chi_{\text{fusion}})], \quad (\text{B7})$$

where  $\chi_{\mathcal{I},\text{cre}}(\text{pre})$  is specified in Sec. A 1 (A 2) under the condition  $D(\tilde{\chi}_{\mathcal{I},\text{cre}}(\text{pre}))$ , Eq. (A1) [Eq. (A2)], with  $\text{tr}(\tilde{\chi}_{\mathcal{I},\text{cre}}(\text{pre})) = 1$ .

## 4. Relationship between $\alpha_{\text{cre}}$ and $\alpha_{\text{pre}}$

$\alpha_{\text{cre}}$  and  $\alpha_{\text{pre}}$  can be used to quantify the part of the process that has no entanglement creation but has entanglement preservation. Firstly, according to the definition of capability composition,  $\chi_{\text{expt}}$  can be decomposed into

$$\chi_{\text{expt}} = \alpha_{\text{cre}}\chi_{\mathcal{C},\text{cre}} + (1 - \alpha_{\text{cre}})\chi_{\mathcal{I},\text{cre}}, \quad (\text{B8})$$

where  $(1 - \alpha_{\text{cre}})\chi_{\mathcal{I},\text{cre}}$  represents the portion that cannot generate entanglement from the separable state in the process. To quantify the part that  $\chi_{\text{expt}}$  can preserve entanglement but cannot generate entanglement,

we decompose it using the composition of entanglement preservation capability. This decomposition represents as

$$(1 - \alpha_{\text{cre}})\chi_{\mathcal{I},\text{cre}} = \alpha_{\text{pre}}\chi_{\mathcal{C},\text{pre}} + (1 - \alpha_{\text{cre}} - \alpha_{\text{pre}})\chi_{\mathcal{I},\text{pre}}. \quad (\text{B9})$$

Therefore, by Eqs. (B8) and (B9), the process  $\chi_{\text{expt}}$  consists of three mutually exclusive parts:

$$\chi_{\text{expt}} = \alpha_{\text{cre}}\chi_{\mathcal{C},\text{cre}} + \alpha_{\text{pre}}\chi_{\mathcal{C},\text{pre}} + (1 - \alpha_{\text{cre}} - \alpha_{\text{pre}})\chi_{\mathcal{I},\text{pre}}, \quad (\text{B10})$$

where  $\alpha_{\text{cre}}$  represents the composition that can generate entanglement,  $\alpha_{\text{pre}}$  represents the part that cannot generate entanglement but can preserve entanglement, and  $1 - \alpha_{\text{cre}} - \alpha_{\text{pre}}$  is the part that can neither generate nor preserve entanglement. From Sec. B 1,  $\chi_{\text{expt}}$  can be expressed as

$$\chi_{\text{expt}} = \alpha_{\text{pre}}\chi_{\mathcal{C},\text{pre}} + (1 - \alpha_{\text{pre}})\chi_{\mathcal{I},\text{pre}}. \quad (\text{B11})$$

From the above two equations, we can observe the following relationship between the compositions:  $\alpha_{\text{pre}} = \alpha_{\text{cre}} + \alpha_{\text{pre'}}$ . That is, the portion that cannot generate entanglement but can preserve entanglement is quantified by:

$$\alpha_{\text{pre'}} = \alpha_{\text{pre}} - \alpha_{\text{cre}}. \quad (\text{B12})$$

## Appendix C: Estimating the quantum process capabilities

We will demonstrate, given a set of experimental probabilities, denoted by  $\{\mathcal{P}\}$ , how to find an estimated process matrix, denoted by  $\chi_{\text{SDP}}$ , and its  $\alpha$  and  $\beta$  via SDP under  $\mathcal{D}_{\mathcal{I}}$  and the constraints of the given probabilities  $\{\mathcal{P}\}$ . Here  $\{\mathcal{P}\} = \{F_{i \rightarrow j}^{\text{expt}}\}$  is the set consisting the measured basis probabilities in experiments  $F_{i \rightarrow j}^{\text{expt}}$  used for estimating the lower bound of process fidelity,  $F_{\text{LB}}$  [34–36], in our demonstration. To estimate the process capability by evaluating the information obtained from experiments, we demand that the  $\chi_{\text{SDP}}$  satisfies the following constraints in SDP:

$$\begin{aligned} \chi_{\text{SDP}} &\geq 0, \\ \text{tr}(\chi_{\text{SDP}}) &= 1, \\ \sum_{l,k} \sum_{m,n} \langle j_l | (\chi_{\text{SDP}})_{m,n} E_m^{(2)} | i_k \rangle \langle i_k | E_n^{(2)\dagger} | j_l \rangle &= F_{i \rightarrow j}^{\text{expt}}, \end{aligned} \quad (\text{C1})$$

where  $E_m^{(2)} = E_a \otimes E_b$  for  $a, b \in \{1, 2, 3, 4\}$ ,  $m = 4(a-1) + b$ , and  $E_1 = |0\rangle\langle 0|$ ,  $E_2 = |0\rangle\langle 1|$ ,  $E_3 = |1\rangle\langle 0|$ ,  $E_4 = |1\rangle\langle 1|$ . Moreover,  $i_k$  and  $j_l$  represent the  $k$ th and  $l$ th results in the  $i$  and  $l$  measurement bases, respectively.

In the constraint set (C1), the first requirement for the parameterized process matrix  $\chi_{\text{SDP}}$  must be positive semi-definite. The second constraint is that  $\chi_{\text{SDP}}$  should

be normalized. The last constraint is that when the input is in a given specific state,  $|i_k\rangle\langle i_k|$ , the output state are measured on the specified basis states  $|j_l\rangle$ , and the classical fidelity obtained via the  $\chi_{\text{SDP}}$  should be equal to the value measured in the experiment,  $F_{i \rightarrow j}^{\text{exp}}$ . This condition

ensures that the given constraints are satisfied within a finite number of measurements. Explicitly, these three classical fidelities under the SDP constraints are shown as follows:

$$F_{Z \rightarrow Z}^{\text{expt}} = \frac{1}{2} \left( \sum_{m,n} \langle HH | (\chi_{\text{SDP}})_{m,n} E_m^{(2)} (|HH\rangle\langle HH|) E_n^{(2)\dagger} |HH\rangle + \sum_{m,n} \langle VV | (\chi_{\text{SDP}})_{m,n} E_m^{(2)} (|VV\rangle\langle VV|) E_n^{(2)\dagger} |VV\rangle \right), \quad (\text{C2})$$

$$\begin{aligned} F_{X \rightarrow X}^{\text{expt}} = & \frac{1}{4} \left( \sum_{m,n} \langle ++ | (\chi_{\text{SDP}})_{m,n} E_m^{(2)} (|++\rangle\langle ++|) E_n^{(2)\dagger} |++\rangle + \sum_{m,n} \langle -- | (\chi_{\text{SDP}})_{m,n} E_m^{(2)} (|--\rangle\langle --|) E_n^{(2)\dagger} |--\rangle \right. \\ & + \sum_{m,n} \langle +- | (\chi_{\text{SDP}})_{m,n} E_m^{(2)} (|+-\rangle\langle +-|) E_n^{(2)\dagger} |+-\rangle + \sum_{m,n} \langle -+ | (\chi_{\text{SDP}})_{m,n} E_m^{(2)} (|-+\rangle\langle -+|) E_n^{(2)\dagger} |-+\rangle \\ & + \sum_{m,n} \langle +- | (\chi_{\text{SDP}})_{m,n} E_m^{(2)} (|-+\rangle\langle -+|) E_n^{(2)\dagger} |+-\rangle + \sum_{m,n} \langle -+ | (\chi_{\text{SDP}})_{m,n} E_m^{(2)} (|+-\rangle\langle +-|) E_n^{(2)\dagger} |-+\rangle \\ & \left. + \sum_{m,n} \langle ++ | (\chi_{\text{SDP}})_{m,n} E_m^{(2)} (|--\rangle\langle --|) E_n^{(2)\dagger} |++\rangle + \sum_{m,n} \langle -- | (\chi_{\text{SDP}})_{m,n} E_m^{(2)} (|+-\rangle\langle +-|) E_n^{(2)\dagger} |--\rangle \right), \quad (\text{C3}) \end{aligned}$$

$$\begin{aligned} F_{X \rightarrow Y}^{\text{expt}} = & \frac{1}{4} \left( \sum_{m,n} \langle RL | (\chi_{\text{SDP}})_{m,n} E_m^{(2)} (|++\rangle\langle ++|) E_n^{(2)\dagger} |RL\rangle + \sum_{m,n} \langle LR | (\chi_{\text{SDP}})_{m,n} E_m^{(2)} (|++\rangle\langle ++|) E_n^{(2)\dagger} |LR\rangle \right. \\ & + \sum_{m,n} \langle RR | (\chi_{\text{SDP}})_{m,n} E_m^{(2)} (|+-\rangle\langle +-|) E_n^{(2)\dagger} |RR\rangle + \sum_{m,n} \langle LL | (\chi_{\text{SDP}})_{m,n} E_m^{(2)} (|+-\rangle\langle +-|) E_n^{(2)\dagger} |LL\rangle \\ & + \sum_{m,n} \langle RR | (\chi_{\text{SDP}})_{m,n} E_m^{(2)} (|-+\rangle\langle -+|) E_n^{(2)\dagger} |RR\rangle + \sum_{m,n} \langle LL | (\chi_{\text{SDP}})_{m,n} E_m^{(2)} (|-+\rangle\langle -+|) E_n^{(2)\dagger} |LL\rangle \\ & \left. + \sum_{m,n} \langle RL | (\chi_{\text{SDP}})_{m,n} E_m^{(2)} (|--\rangle\langle --|) E_n^{(2)\dagger} |RL\rangle + \sum_{m,n} \langle LR | (\chi_{\text{SDP}})_{m,n} E_m^{(2)} (|--\rangle\langle --|) E_n^{(2)\dagger} |LR\rangle \right). \quad (\text{C4}) \end{aligned}$$

In addition to the process fidelity lower bound:

$$\begin{aligned} F_{\text{LB}} &= \frac{1}{2} (F_{Z \rightarrow Z}^{\text{expt}} + F_{X \rightarrow X}^{\text{expt}} + F_{X \rightarrow Y}^{\text{expt}} - 1) \\ &= \text{tr}(\chi_{\text{SDP}} \chi_{\text{fusion}}), \quad (\text{C5}) \end{aligned}$$

under the constraint set (C1), we are able to evaluate the QCP of the  $\chi_{\text{SDP}}$  in terms of  $\alpha$  and  $\beta$  as shown in Sec. B1 and Sec. B2:

$$\chi_{\text{SDP}} = a\chi_C - (1-a)\chi_I, \quad (\text{C6})$$

$\alpha \equiv \min_{\chi_I} a$ , and

$$\frac{\chi_{\text{SDP}} + b\chi'}{1+b} = \chi_I, \quad (\text{C7})$$

$\beta \equiv \min_{\chi'} b$ .

As detailed in the main text, it totally requires 576 measurements of the probabilities of input-output-state events for tomographical analysis. Compared to this, the given base probability set  $\{\mathcal{P}\} = \{F_{i \rightarrow j}^{\text{expt}}\}$  consists of only 40 probabilities. To prove this reduced number, first, it is clear that  $F_{Z \rightarrow Z}^{\text{exp}}$  considers two input states, where the output states are required to be measured in the basis corresponding to 4 events:  $\{HH, HV, VH, VV\}$ . There

are  $2 \cdot 4 = 8$  base probabilities in  $F_{Z \rightarrow Z}^{\text{exp}}$ . Similarly, for  $F_{X \rightarrow X}^{\text{exp}}$  and  $F_{X \rightarrow Y}^{\text{exp}}$ , each includes  $4 \cdot 4 = 16$  probabilities. Therefore, we have total  $4 + 2 \cdot 16 = 40$  basis probabilities in the set  $\{F_{i \rightarrow j}^{\text{expt}}\}$  used to construct a  $\chi_{\text{SDP}}$  and to estimate the QPCs.

## Appendix D: Entangled photon sources

### 1. The 1st and 2nd entangled photon pairs

Figure 5 shows the full schematic of our laser system and multi-photon experimental setup. First, we used a diode-pumped solid-state CW laser Verdi-G18 to pump a high-power ultrafast Ti:sapphire oscillator Mira HP. An ultrafast infrared pulsed laser beam was generated with an output power of about 2.6 W when Verdi-G18 operated at 13.5 W. The ultrafast infrared pulsed laser was focused on the up-converted crystal  $\text{LiB}_3\text{O}_5$  (LBO) to generate ultraviolet pulses via up-conversion. The ultraviolet laser beam was shaped to be circularized by

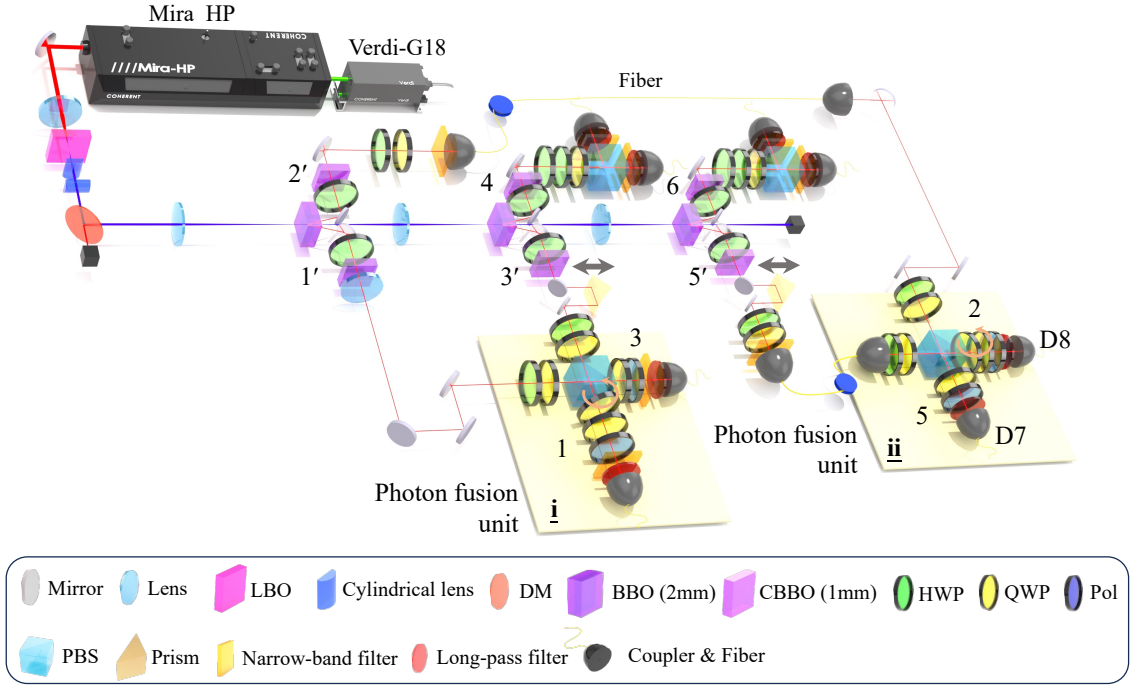


FIG. 5. Full experimental setup of entangling six photons with two units of photon fusion.

the horizontal and vertical cylindrical lens. Then, seven dichroic mirrors (DM) filtered out the infrared light and extracted the ultraviolet light. The resulting ultraviolet laser beam has a center wavelength of 390 nm, a pulse duration of 144 fs, a repetition rate of 76 MHz, and an average power of  $\sim 1.0$  W.

The ultraviolet pulse laser beam was focused onto three BBO crystals using focusing lenses with a 10 cm focal length to generate entangled photons via spontaneous parametric down-conversion (SPDC) process [39] with high brightness. including the compensation for the walk-off effect by an additional correction BBO (CBBO) crystal. The powers of the pump beam of the first and second BBOs were  $\sim 1.15$  W and  $\sim 1.0$  W, respectively. After collecting with fiber couplers, we used the silicon avalanche photodiode single-photon detector modules to measure the number of photons each detector receives, and via coincidence logic processing unit (field programmable gate array based coincidence unit) to measure the coincidence counts. In front of each fiber coupler, a narrow-band filter (central wavelength  $\sim 780$  nm, FWHM  $\sim 3$  nm, transmission rate  $\geq 99\%$ ) increases the spectral indistinguishability of the photons, facilitating our observation of the Hong-Ou-Mandel-type effect. Moreover, scattered light from the ultraviolet pump light is eliminated using a long-pass filter (460 nm  $\sim$  1200 nm transmission and transmission rate  $\geq 80\%$ ). Half wave plate (HWP) and quarter wave plate (QWP) are used to prepare different inputs for process tomography in each photon fusion unit. A QWP and a polarizer (Pol.) is combined for projective measurements. The relative

phase between the two-photon amplitudes in a photon fusion unit is adjusted by properly rotating an additional QWP around its vertically-oriented fast axis

These configurations and settings created the first two pairs of SPDC entangled photons according to the target state of  $|\psi^-\rangle = (1/\sqrt{2})(|HV\rangle - |VH\rangle)$ . The photon pair created in modes 1'-2' is called the first pair, and the created pairs of photons in modes 3'-4, and 5'-6, are called the second and third pairs, respectively. To assess the prepared state's proximity to the target state, we employ a set of measuring wave plates consisting of a QWP and a HWP to determine its state fidelity. The state fidelity is defined as  $F_s = \text{tr}(\rho_{\text{expt}}|\psi^-\rangle\langle\psi^-|)$ , where  $\rho_{\text{expt}}$  is the experimental two-photon state. We determined the state fidelity by measuring the following three expectation values of observables:  $\langle XX \rangle$ ,  $\langle YY \rangle$  and  $\langle ZZ \rangle$ , where  $\langle M_1 M_2 \rangle = \text{tr}(\rho_{\text{expt}} M_1 \otimes M_2)$ , and  $M_{1,2} \in \{X, Y, Z\}$  are the Pauli operators. Experimentally, we define these operators as:  $X = |+\rangle\langle+| - |-\rangle\langle-|$ ,  $Y = |R\rangle\langle R| - |L\rangle\langle L|$ , and  $Z = |H\rangle\langle H| - |V\rangle\langle V|$ . We observed photon pairs of  $\sim 108 \times 10^3$  per second from the first BBO, while photon pairs of  $\sim 95 \times 10^3$  per second from the second BBO. The fidelity of the first entangled photon pair is  $\sim (92.23 \pm 0.09)\%$ , and the fidelity of the second entangled photon pair is  $\sim (94.54 \pm 0.08)\%$ .

## 2. The 3rd entangled photon pair

The third pair of SPDC entangled photons in modes 5'-6 was generated by directing the pump power of 390 nm

TABLE I. Summary of the created three SPDC entangled photon pairs and their related qualities. In investigating genuine four-photon EPR steering discussed in Sec. VI, the target four-photon GHZ type states are:  $|G_4\rangle = (1/\sqrt{2})(|H_1V_2H_3V_4\rangle + |V_1H_2V_3H_4\rangle)$ , with respect to the experimental creation via the first photon fusion unit on Pair 1 and Pair 2, and  $|G_4\rangle = (1/\sqrt{2})(|H_2V_1H_5V_6\rangle + |V_2H_1V_5H_6\rangle)$ , with respect to the experimental creation via the second photon fusion unit on Pair 1 and Pair 3.

	Pair 2	Pair 1	Pair 3
Two-fold coincidence rate (Hz)	$95 \times 10^3$	$108 \times 10^3$	$55 \times 10^3$
Pump power (W)	$\sim 1.0$	$\sim 1.15$	$\sim 0.85$
State fidelity	$(92.23 \pm 0.09)\%$	$(94.54 \pm 0.08)\%$	$(92.21 \pm 0.13)\%$
Four-fold coincidence rate (Hz)	$\sim 64$		—
	—	$\sim 31$	—
$ G_4\rangle$ state fidelity	$(75.30 \pm 0.79)\%^a / (75.79 \pm 0.37)\%^b$	—	—
	—	$(71.91 \pm 0.49)\%$	—
Fusion process fidelity	$(81.55 \pm 0.76)\%$	—	—
	—	$(75.231 \pm 0.24)\%$	—

<sup>a</sup> It was measured by using the minimum-five-observable method [27].

<sup>b</sup> It was obtained by measuring the Pauli observables [15].

pump beam to pass through the first two BBOs to refocus on the third BBO as depicted in Fig. 5. The third BBO's pump power was approximately 0.85 W. The resulting state fidelity is of  $\sim (92.21 \pm 0.13)\%$  with respect to the target state  $|\psi^-\rangle$  with a creation rate of  $\sim 55 \times 10^3$  pairs per second.

### 3. Fiber-based photon transmission for photon fusion

For the space limit of our optical table, we used fiber-based photon transmission for fusing the photons in the photon fusion unit **ii**. After completing the steps of creating all three pairs, we guided the original mode 2' and mode 5' to the unit **ii** via single-mode optical fibers, where the two optical fibers are at the same length of 2 m [47]. We aligned photons in modes 2' and 5' before the PBS as parallel light to ensure consistent beam divergence and convergence behaviors. Moreover, as shown in Fig. 5, for the unequal lengths of free space paths of the beams of the photons generated from the first and third BBOs, three mirrors are introduced in mode 2' before the PBS to make the two beam sizes and path lengths as similar as possible.

Then, we optimize the coupling efficiency of D7 and D8 to the entangled photons from mode 2' and mode 5', respectively, ensuring spatial overlapping in the interferometer. However, due to the two-fold coupling of photons through the two optical fibers, the yield of the two pairs of entangled photons decreases, and the coupling efficiency decreases accordingly.

### 4. Summary of the photon pairs

Table I summarizes the measured two-photon and four-photon coincidence count rates (photon pair creation rates), state fidelities, and the process fidelities under the respective pump powers. The four-photon state were created and close to a GHZ type target state:  $|G_4\rangle$ , via a photon fusion, either **i** or **ii**.

## Appendix E: Measurements of process matrix

### 1. Quantum process tomography and process matrix

The concept of QPT [28, 29] involves determining a set of unknown operation elements  $E_i$  for a process  $\mathcal{E}$  acting on the input state  $\rho_{\text{in}}$ . The final state can be characterized by the equation:

$$\mathcal{E}(\rho_{\text{in}}) = \sum_i E_i \rho_{\text{in}} E_i^\dagger, \quad (\text{E1})$$

where  $\sum_i E_i^\dagger E_i \leq I$ . To determine the operation elements  $E_i$  from experimentally measurable data, we can utilize a fixed set of known operators  $\tilde{E}_i$  to represent  $\mathcal{E}$ , thus

$$E_i = \sum_m e_{im} \tilde{E}_m, \quad (\text{E2})$$

where  $e_{im} \in \mathbb{C}$ . Then  $\mathcal{E}(\rho_{\text{in}})$  can be represented as

$$\mathcal{E}(\rho_{\text{in}}) = \sum_{mn} \chi_{mn} \tilde{E}_m \rho_{\text{in}} \tilde{E}_n^\dagger. \quad (\text{E3})$$

Here,  $\{\tilde{E}_m\}$  represents a basis for operators on the space of density matrices, and  $\chi$  is a positive Hermitian matrix with elements that can be determined from the experimental data,  $\chi_{mn} = \sum_i e_{im} e_{in}^*$ . We can fully characterize  $\mathcal{E}$  by  $\chi$ , called the process matrix.

One can follow a systematic and experimentally feasible procedure to determine the process matrix. Let us consider a two-qubit process  $\mathcal{E}$  as an example. We use the following 16 input states for QPT:  $\rho_{mn} = |mn\rangle\langle mn|$ , for  $m, n \in \{H, V, +, R\}$ . The corresponding process matrix can be represented in the following form:

$$\chi = \begin{bmatrix} \rho_{0000} & \rho_{0001} & \rho_{0010} & \rho_{0011} \\ \rho_{0100} & \rho_{0101} & \rho_{0110} & \rho_{0111} \\ \rho_{1000} & \rho_{1001} & \rho_{1010} & \rho_{1011} \\ \rho_{1100} & \rho_{1101} & \rho_{1110} & \rho_{1111} \end{bmatrix}. \quad (\text{E4})$$

It is worth noting that, first, for  $\mathcal{E}(\rho_{mn}) = \rho'_{mn}$ , the output states  $\rho'_{mn}$  can be used to obtain  $\chi$  for precisely describing  $\mathcal{E}$ . Moreover, the process matrix  $\chi$  is experimentally obtainable by performing quantum state tomography to know the density matrix of the output state  $\rho'_{mn}$ . The diagonal elements of the process matrix are as shown follows:

$$\begin{aligned} \rho_{0000} &= \rho'_{00}, & \rho_{0101} &= \rho'_{01}, \\ \rho_{1010} &= \rho'_{10}, & \rho_{1111} &= \rho'_{11}, \end{aligned} \quad (\text{E5})$$

and the other matrix elements are

$$\begin{aligned} \rho_{0001} &= \rho'_{0+} + i\rho'_{0R} - \frac{1+i}{2}(\rho'_{00} + \rho'_{01}), \\ \rho_{0010} &= \rho'_{+0} + i\rho'_{R0} - \frac{1+i}{2}(\rho'_{00} + \rho'_{10}), \\ \rho_{0111} &= \rho'_{+1} + i\rho'_{R1} - \frac{1+i}{2}(\rho'_{01} + \rho'_{11}), \\ \rho_{1011} &= \rho'_{1+} + i\rho'_{1R} - \frac{1+i}{2}(\rho'_{10} + \rho'_{11}), \\ \rho_{0011} &= \rho'_{++} + i\rho'_{+R} - \frac{1+i}{2}(\rho'_{+0} + \rho'_{+1}) + i(\rho'_{R+} + i\rho'_{RR} - \frac{1+i}{2}(\rho'_{R0} + \rho'_{R1})) \\ &\quad - \frac{1+i}{2}(\rho'_{0+} + \rho'_{1+} + i(\rho'_{0R} + \rho'_{1R})) - \frac{1+i}{2}(\rho'_{00} + \rho'_{01} + \rho'_{10} + \rho'_{11}), \\ \rho_{0110} &= \rho'_{++} - i\rho'_{+R} - \frac{1+i}{2}(\rho'_{+0} + \rho'_{+1}) + i(\rho'_{R+} - i\rho'_{RR} - \frac{1+i}{2}(\rho'_{R0} + \rho'_{R1})) \\ &\quad - \frac{1+i}{2}(\rho'_{0+} + \rho'_{1+} - i(\rho'_{0R} + \rho'_{1R})) - \frac{1+i}{2}(\rho'_{00} + \rho'_{01} + \rho'_{10} + \rho'_{11}), \\ \rho_{0100} &= \rho_{0001}^\dagger, & \rho_{1000} &= \rho_{0010}^\dagger, & \rho_{1001} &= \rho_{0110}^\dagger, \\ \rho_{1100} &= \rho_{0011}^\dagger, & \rho_{1101} &= \rho_{0111}^\dagger, & \rho_{1110} &= \rho_{1011}^\dagger. \end{aligned} \quad (\text{E6})$$

It is worth noting that  $\text{tr}(\rho'_{mn}) \leq 1$  describes the probability of observing the state  $\rho'_{mn}$ . See Eq. (E7) below for more detailed discussion about how  $\rho'_{mn}$  were determined in our experiment.

## 2. Experimental determination of process matrix

### a. Fusion input state preparation

First, to prepare the necessary input states for QPT of the interference process, we employed two methods: the remote state preparation (RSP) [48, 49] and the local wave plate rotation methods.

The RSP method involves using one of the entangled photons (trigger) to be measured in a specific basis for preparing the state of the other photon (signal). The

corresponding rotations must be applied on the signal sides to prepare the input state for process tomography. On the other hand, the local wave plate rotation method refers to directly utilizing the original state  $|\psi^-\rangle$  of the entangled state in the  $H/V$  basis. Similarly, through the RSP method, we still prepare the initial state at the input side of fusion unit (signal) on a  $Z$  ( $H/V$ ) basis, but no rotation is required at the trigger side; only the signal input photon needs to be rotated via wave plates.

The use of RSP introduces its own entanglement quality error (imperfection) and transmission error during state preparation. Whereas, the method of local wave plates used to rotate the post-measurement state of entangled state in the  $H/V$  basis, which yields a higher-quality signal input state.

TABLE II. Summary of the raw data for  $n/N_T$  in Eq. (E7) measured by using (a) Local wave plate rotation method, and (b) RSP method in the photon fusion unit  $\mathbf{i}$ . The ideal values of  $n/N_T$  are shown in (c).

Input states	(a) Local wave plate rotation method		(b) RSP method		(c) Ideal case
	Coincidence counts ( $n$ )	$\frac{n}{N_T}$	Coincidence counts ( $n$ )	$\frac{n}{N_T}$	$\frac{n}{N_T}$
$ 00\rangle^a$	12379	1	12379	1	1
$ 01\rangle$	1583	0.127878	1583	0.127878	0
$ 0+\rangle$	7173	0.579449	5782	0.467081	0.5
$ 0R\rangle$	5526	0.446401	6080	0.491154	0.5
$ 10\rangle$	1785	0.144196	1785	0.144196	0
$ 11\rangle$	11897	0.961063	11897	0.961063	1
$ 1+\rangle$	6592	0.532515	6954	0.561758	0.5
$ 1R\rangle$	6763	0.546328	6738	0.544309	0.5
$ +0\rangle$	7073	0.571371	6456	0.521528	0.5
$ +1\rangle$	6236	0.503756	6862	0.554326	0.5
$ ++\rangle$	5451	0.440343	6473	0.522902	0.5
$ +R\rangle$	6359	0.513693	6644	0.536715	0.5
$ R0\rangle$	6168	0.498263	6920	0.559011	0.5
$ R1\rangle$	5932	0.479199	6050	0.488731	0.5
$ R+\rangle$	5665	0.457630	6462	0.522013	0.5
$ RR\rangle$	6107	0.493335	6485	0.523871	0.5

<sup>a</sup> In our experiment, we choose the input state  $|00\rangle$  total coincidence counts as our  $N_T$ .

### b. Fusion output state determination

After preparing the required input states for QPT, we consider how to determine the corresponding output states. Due to the interference process of photon fusion being non-trace preserving, when constructing the process matrix using the measured output state, we include the probability of detecting two-photon coincidence counts of photons in both of PBS output ports. The output states can be expressed as:

$$\mathcal{E}(\rho_{\text{in}}) = \frac{n}{N_T} \rho_{\text{out}}. \quad (\text{E7})$$

where  $N_T$  denotes the total photon pair number at the input of PBS for a specific input state  $\rho_{\text{in}}$ , and  $n$  represents the total number of coincidences detected at the two output ports of PBS for the normalized  $\rho_{\text{out}}$ . Here  $\rho_{\text{out}}$  is determined by quantum state tomography. Compared to Eqs. (E4)-(E6), we have used  $\rho_{\text{in}} = \rho_{mn}$  and  $\rho'_{mn} = (n/N_T)\rho_{\text{out}}$ .

In our experiments, we aim that the two input photons are initially prepared in the state of  $|H\rangle$ . Then we use local wave plates to transform  $|H\rangle$  to required states for QPT. Therefore, given  $|HH\rangle$  as inputs, we can consider the the total coincidence counts of  $|HH\rangle$  detected at the two output ports of PBS as  $N_T$ . See Table. II for the raw data measured in the photon fusion unit  $\mathbf{i}$ .

### Appendix F: Six-photon state fidelity

In order to determine the six-photon state fidelity directly by using the QPC quantifications of the experimental photon fusion units, we consider the state mapping:

$$\tilde{\rho}_{\text{out}} = \chi_{\text{expt,ii}} \chi_{\text{expt,i}} (\rho_{1'2'} \otimes \rho_{3'4} \otimes \rho_{5'6}), \quad (\text{F1})$$

where  $\chi_{\text{expt,ii}}$  and  $\chi_{\text{expt,i}}$  have been experimentally determined. The created entangled photon pairs are described by using the Werner-type state with a type-II down-conversion dephasing noise by

$$\begin{aligned} \rho_{Wi} = & p_{2i-1} \frac{I \otimes I}{4} + \frac{p_{2i}}{2} (|HV\rangle\langle HV| + |VH\rangle\langle VH|) \\ & + (1 - p_{2i-1} - p_{2i}) |\psi^-\rangle\langle\psi^-|, \end{aligned} \quad (\text{F2})$$

for  $i = 1, 2, 3$ , where  $p_{2i-1}$  and  $p_{2i}$  represent noise intensities for the white noise and the dephasing noise, respectively. Furthermore, we optimize the noise intensities  $p_{2i-1}$  and  $p_{2i}$  by comparing the two-photon states  $\rho_{W1}$ ,  $\rho_{W2}$  and  $\rho_{W3}$ , with the experimentally obtained density matrices,  $\rho_{1'2'}$ ,  $\rho_{3'4}$ , and  $\rho_{5'6}$ , respectively, to have the best state fidelity [29] by

$$F_{s,i} = \sqrt{\sqrt{\rho_{\text{expt}}} \rho_{Wi} \sqrt{\rho_{\text{expt}}}}.$$



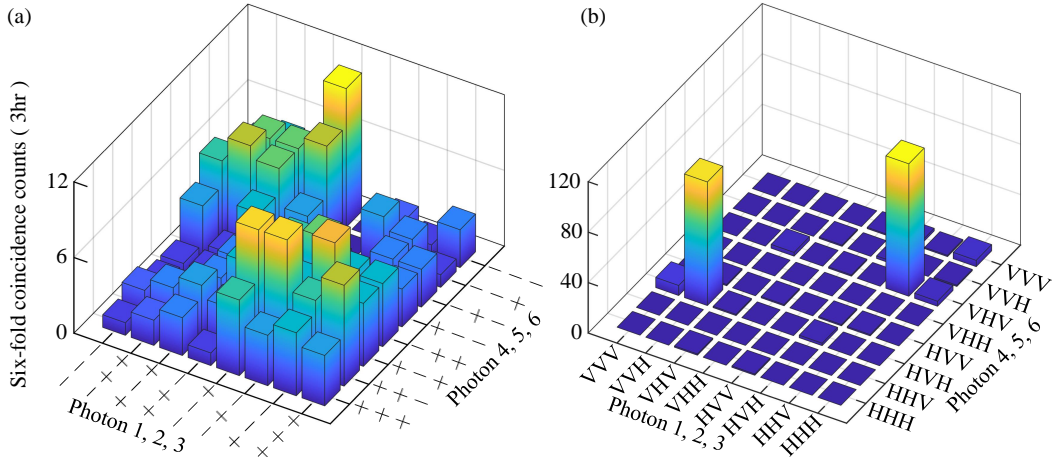


FIG. 6. The result of entanglement witness measurement. (a) Six-fold coincidence counts under the measurement setting of  $X^{\otimes 6}$ . (b) Six-fold coincidence counts under the measurement setting of  $Z^{\otimes 6}$ . The data collection time is 3 hours for these two measurements.

After optimization, we obtain

$$\begin{aligned} F_{s,1} &= 0.9716, \\ F_{s,2} &= 0.9744, \\ F_{s,3} &= 0.9677. \end{aligned} \quad (\text{F3})$$

Therefore, as  $\rho_{\text{in}} = \rho_{W1} \otimes \rho_{W2} \otimes \rho_{W3}$ , the corresponding output state  $\tilde{\rho}_{\text{out}}$  can be explicitly obtained. There are 108 different terms of six-photon state components in the output state. With the values of  $\alpha_i$ ,  $\alpha_{ii}$ , and  $p_i$  for  $i = 1, 2, \dots, 5$ , we then arrive at a fidelity of

$$F_s = \langle G_6 | \rho_{G_6} | G_6 \rangle = 0.5755, \quad (\text{F4})$$

for the estimated six-photon state  $\rho_{G_6} = \tilde{\rho}_{\text{out}} / \text{tr}(\tilde{\rho}_{\text{out}})$ , where

$$|G_6\rangle = \frac{1}{\sqrt{2}}(|H_1 V_2 H_3 V_4 V_5 H_6\rangle + |V_1 H_2 V_3 H_4 H_5 V_6\rangle), \quad (\text{F5})$$

is the target state in our experiment. Since  $F_s$  is more significant than  $1/2$  that any biseparable states can achieve [42], the created state  $\rho_{G_6}$  is genuinely six-photon entangled.

### Appendix G: Witness to genuine six-photon entanglement

In the previous section, we estimate the state fidelity of the created six-photon entanglement. Here, to support this result, we determine its characteristic of genuine multipartite entanglement by using the information obtained from the actual measurement in the experiment.

In general, entanglement witness [50] is the most common method to detect multipartite entanglement. If the expectation value of a witness operator,  $\mathcal{W}_{\text{GHZ}_6}$ , is

less than zero,  $\text{tr}(\mathcal{W}_{\text{GHZ}_6} \rho_{\text{GHZ}_6}) < 0$ , then the experimental state  $\rho_{\text{GHZ}_6}$  possesses genuine multipartite entanglement. This witness operator is designed for detecting states close to the target six-qubit GHZ state of  $|\text{GHZ}_6\rangle = (1/\sqrt{2})(|H\rangle^{\otimes 6} + |V\rangle^{\otimes 6})$  and is represented as follows [43]:

$$\mathcal{W}_{\text{GHZ}_6} := 3I - 2\left[\frac{S_1^{\text{GHZ}_6} + I}{2} + \prod_{k=2}^6 \frac{S_k^{\text{GHZ}_6} + I}{2}\right], \quad (\text{G1})$$

where  $I$  is the identity operator,

$$\begin{aligned} S_1^{\text{GHZ}_6} &= \bigotimes_{k=1}^6 X_k, \\ S_k^{\text{GHZ}_6} &= Z_{k-1} Z_k, \text{ for } k = 2, 3, \dots, 6, \end{aligned} \quad (\text{G2})$$

$X_k = X$ , and  $Z_k = Z$ . Here, only two observable measurements,  $X^{\otimes 6}$  and  $Z^{\otimes 6}$ , are sufficient to determine the value of the entanglement witness.

Since the target state  $|G_6\rangle$  in our experiment is equivalent to the state  $|\text{GHZ}_6\rangle$ , we utilized a witness kernel, denoted  $\mathcal{W}_{G_6}$ , which is obtained by replacing  $Z_k$  by  $-Z_k$  for  $k = 2, 4, 5$  in Eq. (G2) for the witness kernel (G1) to detect genuine six-photon entanglement. Figure 6 describes the measured six-fold coincidence counts obtained from the experiments under two measurement settings of  $X^{\otimes 6}$  and  $Z^{\otimes 6}$ . The average counting rate is approximately 250 photons every 3 hours (0.025/s). With the measured six-fold coincidence counts, we determined all the expectation values of the observables used in the witness kernel. For example, the expectation values for the  $\langle X^{\otimes 6} \rangle$  and  $\langle Z^{\otimes 6} \rangle$  observables are  $0.4745 \pm 0.054$  and  $0.6047 \pm 0.041$ , respectively. Based on these expectation values, we obtain the entanglement witness of our six-photon GHZ state is

$$\text{tr}(\mathcal{W}_{G_6} \rho_{G_6}) = -0.0801 \pm 0.037. \quad (\text{G3})$$

This indicates that the state  $\rho_{G_6}$  we have generated possess genuine six-photon entanglement. This is also con-

sistent with the result examined by using the criterion based on the estimated state fidelity (F4).

- 
- [1] J.-W. Pan and A. Zeilinger, Greenberger-Horne-Zeilinger-state analyzer, *Phys. Rev. A* **57**, 2208 (1998).
  - [2] J.-W. Pan, C. Simon, Č. Brukner, and A. Zeilinger, Entanglement purification for quantum communication, *Nature* **410**, 1067 (2001).
  - [3] J.-W. Pan, S. Gasparoni, R. Ursin, G. Weihs, and A. Zeilinger, Experimental entanglement purification of arbitrary unknown states, *Nature* **423**, 417 (2003).
  - [4] D. E. Browne and T. Rudolph, Resource-efficient linear optical quantum computation, *Phys. Rev. Lett.* **95**, 010501 (2005).
  - [5] T. P. Bodiya and L.-M. Duan, Scalable generation of graph-state entanglement through realistic linear optics, *Phys. Rev. Lett.* **97**, 143601 (2006).
  - [6] C.-Y. Lu, X.-Q. Zhou, O. Gühne, W.-B. Gao, J. Zhang, Z.-S. Yuan, A. Goebel, T. Yang, and J.-W. Pan, Experimental entanglement of six photons in graph states, *Nature Phys* **3**, 91 (2007).
  - [7] J.-W. Pan, Z.-B. Chen, C.-Y. Lu, H. Weinfurter, A. Zeilinger, and M. Żukowski, Multiphoton entanglement and interferometry, *Rev. Mod. Phys.* **84**, 777 (2012).
  - [8] X.-L. Wang, L.-K. Chen, W. Li, H.-L. Huang, C. Liu, C. Chen, Y.-H. Luo, Z.-E. Su, D. Wu, Z.-D. Li, H. Lu, Y. Hu, X. Jiang, C.-Z. Peng, L. Li, N.-L. Liu, Y.-A. Chen, C.-Y. Lu, and J.-W. Pan, Experimental Ten-Photon Entanglement, *Phys. Rev. Lett.* **117**, 210502 (2016).
  - [9] H.-S. Zhong, Y. Li, W. Li, L.-C. Peng, Z.-E. Su, Y. Hu, Y.-M. He, X. Ding, W. Zhang, H. Li, L. Zhang, Z. Wang, L.-X. You, X.-L. Wang, X. Jiang, L. Li, Y.-A. Chen, N.-L. Liu, C.-Y. Lu, and J.-W. Pan, 12-Photon Entanglement and Scalable Scattershot Boson Sampling with Optimal Entangled-Photon Pairs from Parametric Down-Conversion, *Phys. Rev. Lett.* **121**, 250505 (2018).
  - [10] J. C. Adcock, C. Vigliar, R. Santagati, J. W. Silverstone, and M. G. Thompson, Programmable four-photon graph states on a silicon chip, *Nat. Commun.* **10**, 3528 (2019).
  - [11] D. Llewellyn, Y. Ding, I. I. Faruque, S. Paesani, D. Bacco, R. Santagati, Y.-J. Qian, Y. Li, Y.-F. Xiao, M. Huber, M. Malik, G. F. Sinclair, X. Zhou, K. Rottwitt, J. L. O'Brien, J. G. Rarity, Q. Gong, L. K. Oxenlowe, J. Wang, and M. G. Thompson, Chip-to-chip quantum teleportation and multi-photon entanglement in silicon, *Nat. Phys.* **16**, 148 (2020).
  - [12] J. Wang, F. Sciarrino, A. Laing, and M. G. Thompson, Integrated photonic quantum technologies, *Nat. Photon.* **14**, 273 (2020).
  - [13] E. Meyer-Scott, N. Prasanna, I. Dhand, C. Eigner, V. Quiring, S. Barkhofen, B. Brecht, M. B. Plenio, and C. Silberhorn, Scalable Generation of Multiphoton Entangled States by Active Feed-Forward and Multiplexing, *Phys. Rev. Lett.* **129**, 150501 (2022).
  - [14] J.-W. Pan, D. Bouwmeester, M. Daniell, H. Weinfurter, and A. Zeilinger, Experimental test of quantum nonlocality in three-photon Greenberger-Horne-Zeilinger entanglement, *Nature (London)* **403**, 515 (2000).
  - [15] H. Lu, C.-Y. Huang, Z.-D. Li, X.-F. Yin, R. Zhang, T.-L. Liao, Y.-A. Chen, C.-M. Li, and J.-W. Pan, Counting Classical Nodes in Quantum Networks, *Phys. Rev. Lett.* **124**, 180503 (2020).
  - [16] D. Wu, Q. Zhao, C. Wang, L. Huang, Y.-F. Jiang, B. Bai, Y. Zhou, X.-M. Gu, F.-M. Liu, Y.-Q. Mao, Q.-C. Sun, M.-C. Chen, J. Zhang, C.-Z. Peng, X.-B. Zhu, Q. Zhang, C.-Y. Lu, and J.-W. Pan, Closing the locality and detection loopholes in multiparticle entanglement selftesting, *Phys. Rev. Lett.* **128**, 250401 (2022).
  - [17] P. Walther, K. J. Resch, T. Rudolph, E. Schenck, H. Weinfurter, V. Vedral, M. Aspelmeyer, and A. Zeilinger, Experimental one-way quantum computing, *Nature (London)* **434**, 169 (2005).
  - [18] C.-Y. Lu, W.-B. Gao, O. Gühne, X.-Q. Zhou, Z.-B. Chen, and J.-W. Pan, Demonstrating Anyonic Fractional Statistics with a Six-Qubit Quantum Simulator, *Phys. Rev. Lett.* **102**, 030502 (2009).
  - [19] X.-C. Yao, T.-X. Wang, W.-B. G. Hao-Ze Chen, A. G. Fowler, R. Raussendorf, Z.-B. Chen, N.-L. Liu, C.-Y. Lu, Y.-J. Deng, Y.-A. Chen, and J.-W. Pan, Experimental demonstration of topological error correction, *Nature* **482**, 489 (2012).
  - [20] H. J. Kimble, The quantum internet, *Nature* **453**, 1023 (2008).
  - [21] S. Ritter, C. Nölleke, C. Hahn, A. Reiserer, A. Neuzner, M. Uphoff, M. Mücke, E. Figueroa, J. Bochmann, and G. Rempe, An elementary quantum network of single atoms in optical cavities, *Nature* **484**, 195–200 (2012).
  - [22] S. Wehner, D. Elkouss, and R. Hanson, Quantum internet: A vision for the road ahead, *Science* **362**, eaam9288 (2018).
  - [23] Q. Y. He and M. D. Reid, Genuine Multipartite Einstein-Podolsky-Rosen Steering, *Phys. Rev. Lett.* **111**, 250403 (2013).
  - [24] C.-M. Li, K. Chen, Y.-N. Chen, Q. Zhang, Y.-A. Chen, and J.-W. Pan, Genuine High-Order Einstein-Podolsky-Rosen Steering, *Phys. Rev. Lett.* **115**, 010402 (2015).
  - [25] S. Armstrong, M. Wang, R. Y. Teh, Q. Gong, Q. He, J. Janousek, H.-A. Bachor, M. D. Reid, and P. K. Lam, Multipartite Einstein-Podolsky-Rosen steering and genuine tripartite entanglement with optical networks, *Nat. Phys* **11**, 167 (2015).
  - [26] D. Cavalcanti, P. Skrzypczyk, G. H. Aguilar, R. V. Nery, P. H. Souto Ribeiro, and S. P. Walborn, Detection of entanglement in asymmetric quantum networks and multipartite quantum steering, *Nat. Commun.* **6**, 7941 (2015).
  - [27] W.-T. Kao, C.-Y. Huang, T.-J. Tsai, S.-H. Chen, S.-Y. Sun, Y.-C. Li, T.-L. Liao, C.-S. Chu, H. Lu, and C.-M. Li, Scalable Quantum Network Determination with Einstein-Podolsky-Rosen Steering, arXiv:2303.17771.
  - [28] I. L. Chuang and M. A. Nielsen, Prescription for experimental determination of the dynamics of a quantum black box, *J. Mod. Opt.* **44**, 2455 (1997).
  - [29] M. A. Nielsen and I. L. Chuang, *Quantum Computation and Quantum Information* (Cambridge University Press, 2000).
  - [30] B. Bell, A. S. Clark, M. S. Tame, M. Halder, J. Fulconis, W. J. Wadsworth, and J. G. Rarity, Experimental char-

- acterization of photonic fusion using fiber sources, *New J. Phys.* **14** 023021 (2012).
- [31] J.-H. Hsieh, S.-H. Chen, and C.-M. Li, Quantifying quantum- mechanical processes, *Sci. Rep.* **7**, 13588 (2017).
  - [32] C.-C. Kuo, S.-H. Chen, W.-T. Lee, H.-M. Chen, H. Lu, and C.-M. Li, Quantum process capability, *Sci. Rep.* **9**, 20316 (2019).
  - [33] S.-H. Chen, M.-L. Ng, and C.-M. Li, Quantifying entanglement preservability of experimental processes, *Phys. Rev. A* **104**, 032403 (2021).
  - [34] H. F. Hofmann, Complementary Classical Fidelities as an Efficient Criterion for the Evaluation of Experimentally Realized Quantum Operations, *Phys. Rev. Lett.* **94**, 160504 (2005).
  - [35] H. F. Hofmann, Analysis of an experimental quantum logic gate by complementary classical operations, *Mod. Phys. Lett. A* **21**, 1837 (2006).
  - [36] R. Okamoto, J. L. O’Brien, H. F. Hofmann, T. Nagata, K. Sasaki, and S. Takeuchi, An Entanglement Filter, *Science* **323**, 483 (2008).
  - [37] A. Peres, Separability Criterion for Density Matrices, *Phys. Rev. Lett.* **77**, 1413 (1996).
  - [38] M. Horodecki, P. Horodecki, and R. Horodecki, Separability of mixed states: Necessary and sufficient conditions, *Phys. Lett. A* **223**, 1 (1996).
  - [39] P. G. Kwiat, K. Mattle, H. Weinfurter, A. Zeilinger, A. V. Sergienko, and Y. Shih, New high-intensity source of polarization-entangled photon pairs, *Phys. Rev. Lett.* **75**, 4337 (1995).
  - [40] C. K. Hong, Z. Y. Ou, and L. Mandel, Measurement of subpicosecond time intervals between two photons by interference, *Phys. Rev. Lett.* **59**, 2044 (1987).
  - [41] D. M. Greenberger, M. A. Horne, A. Shimony, and A. Zeilinger, Bell’s theorem without inequalities, *Am. J. Phys.* **58**, 1131 (1990).
  - [42] M. Bourennane, M. Eibl, C. Kurtsiefer, S. Gaertner, H. Weinfurter, O. Gühne, P. Hyllus, D. Bruß, M. Lewenstein, and A. Sanpera, Experimental Detection of Multipartite Entanglement using Witness Operators, *Phys. Rev. Lett.* **92**, 087902 (2004).
  - [43] G. Tóth and O. Gühne, Detecting Genuine Multipartite Entanglement with Two Local Measurements, *Phys. Rev. Lett.* **94**, 060501 (2005).
  - [44] W.-H. Huang, S.-H. Chen, C.-H. Chang, T.-L. Hsu, K.-J. Wang, and C.-M. Li, Quantum Correlation Generation Capability of Experimental Processes, *Adv Quantum Technol.* **6**, 2300113 (2023).
  - [45] J. Löfberg, Yalmip: A toolbox for modeling and optimization in MATLAB. In CACSD, 2004 IEEE International Symposium on Taipei, Taiwan). Available at <http://users.isy.liu.se/johanl/yalmip/>.
  - [46] K. C. Toh, M. J. Todd, and R. H. Tütüncü, SDPT3 – a MATLAB software package for semidefinite-quadratic-linear programming, version 4.0. Available at <http://www.math.nus.edu.sg/mattohkc/sdpt3.html>.
  - [47] D.-G. Im, Y. Kim and Y.-H. Kim, Dispersion cancellation in a quantum interferometer with independent single photons, *Opt. Express* **29**, 2348 (2021).
  - [48] A. K. Pati, Minimum classical bit for remote preparation and measurement of a qubit, *Phys. Rev. A* **63**, 014302-014306 (2000).
  - [49] C. H. Bennett, D. P. DiVincenzo, P. W. Shor, J. A. Smolin, B. M. Terhal, and W. K. Wootters, Remote state preparation, *Phys. Rev. Lett.* **87**, 077902 (2001).
  - [50] O. Gühne and G. Tóth, Entanglement detection, *Phys. Rep.* **474**, 1 (2009).