


Recognition Complexity of Subgraphs of k -Connected Planar Cubic Graphs

Miriam Goetze ✉ 

Institute of Theoretical Informatics, Karlsruhe Institute of Technology, Karlsruhe, Germany

Paul Jungeblut ✉ 

Institute of Theoretical Informatics, Karlsruhe Institute of Technology, Karlsruhe, Germany

Torsten Ueckerdt ✉ 

Institute of Theoretical Informatics, Karlsruhe Institute of Technology, Karlsruhe, Germany

Abstract

We study the recognition complexity of subgraphs of k -connected planar cubic graphs for $k \in \{1, 2, 3\}$. We present polynomial-time algorithms to recognize subgraphs of 1- and 2-connected planar cubic graphs, both in the variable and fixed embedding setting. The main tools involve the GENERALIZED (ANTI)FACTOR-problem for the fixed embedding case, and SPQR-trees for the variable embedding case.

Secondly, we prove NP-hardness of recognizing subgraphs of 3-connected planar cubic graphs in the variable embedding setting.

2012 ACM Subject Classification Theory of computation \rightarrow Design and analysis of algorithms \rightarrow Graph algorithms analysis

Keywords and phrases planar cubic graphs, k -connectedness, generalized factors, recognition problem, NP-hardness

Related Version Preliminary versions of this article appeared at the 30th Annual European Symposium on Algorithms (ESA 2022) and the 40th European Workshop on Computational Geometry (EuroCG 2024).

Extended Abstract ESA 2022: <https://doi.org/10.4230/LIPIcs.ESA.2022.62> [15]

Abstract EuroCG 2024: https://eurocg2024.math.uoi.gr/data/uploads/paper_40.pdf [16]

Funding *Miriam Goetze:* funded by the Deutsche Forschungsgemeinschaft (DFG, German Research Foundation) – 520723789

1 Introduction

Whether or not the 3-EDGE-COLORABILITY-problem is solvable in polynomial time for planar graphs is one of the most fundamental open problems in algorithmic graph theory:

► **Question 1.1.** *Can we decide in polynomial time, whether the edges of a given planar graph can be colored in three colors such that any two adjacent edges receive distinct colors?*

In other words, can we decide for a planar graph G in polynomial time whether $\chi'(G) \leq 3$, where $\chi'(G)$ denotes the chromatic index of G ? Clearly, it is enough to consider connected planar graphs G of maximum degree $\Delta(G) = 3$. If G is connected, planar and 3-regular, then by the Four-Color-Theorem [1, 2] and the work of Tait [29] we know that G is 3-edge-colorable if and only if G is 2-connected. As we can check 2-connectivity of subcubic graphs¹ in linear time [31], we hence can decide in polynomial time whether a given 3-regular planar graph is 3-edge-colorable.

¹ A graph G is *subcubic* if its maximum degree $\Delta(G)$ is at most 3, and for such graphs 2-vertex-connectivity and 2-edge-connectivity are equivalent.

In particular, subgraphs of bridgeless 3-regular planar graphs are 3-edge-colorable. However, this does not answer Question 1.1 yet (as sometimes wrongly claimed, e.g., in [8]), because it is for example not clear which planar graphs of maximum degree 3 are subgraphs of 2-connected 3-regular planar graphs, and whether these can be recognized efficiently.

In this paper we consider the corresponding decision problem: Given a graph G , is there a 2-connected 3-regular planar graph H , such that $G \subseteq H$? In other words, can G be augmented, by adding edges and (possibly) vertices, to a supergraph H of G that is planar, 3-regular, and 2-connected? For brevity, we call a planar, 3-regular supergraph H a *3-augmentation* of G . Motivated by Question 1.1, we are interested in 2-connected 3-augmentations of G .

In fact, we shall consider the decision problems whether a given subcubic planar graph G admits a k -connected 3-augmentation for each $k \in \{0, 1, 2, 3\}$. Equivalently, we study the recognition of subgraphs of k -connected cubic planar graphs. We consider several variants where the input graph G is given with a fixed embedding \mathcal{E} and the desired 3-augmentation H must extend \mathcal{E} , and/or where the input graph G is already k' -connected for some $k' \in \{0, 1, 2\}$. Note that if G is 3-connected, then $H = G$ is the only connected 3-augmentation.

Our Results. We resolve the complexity of finding a k -connected 3-augmentation for a given subcubic planar graph G (with or without a given embedding), except when $k = 3$ and the embedding of G is given. See also Figure 1 for an overview.

► **Theorem 1.2.** *Let G be a planar graph with maximum degree $\Delta(G) \leq 3$, let n be the number of vertices of G , and let \mathcal{E} be an embedding of G .*

1. *We can compute, in time $\mathcal{O}(n^2)$, a connected 3-augmentation H extending \mathcal{E} , or conclude that none exists.*
2. *We can compute, in time $\mathcal{O}(n)$, a connected 3-augmentation H or conclude that none exists.*
3. *We can compute, in time $\mathcal{O}(n^4)$, a 2-connected 3-augmentation H extending \mathcal{E} , or conclude that none exists. If G is connected, $\mathcal{O}(n^2)$ time suffices.*
4. *We can compute, in time $\mathcal{O}(n^2)$, a 2-connected 3-augmentation H or conclude that none exists.*
5. *It is NP-complete to decide whether G admits a 3-connected 3-augmentation, even if G is connected.*

Note that Statements 1 and 3 concern the fixed embedding setting, while Statements 2, 4 and 5 concern the variable embedding setting.

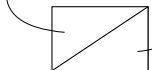
✓ always possible

P polynomial-time

NPC NP-complete

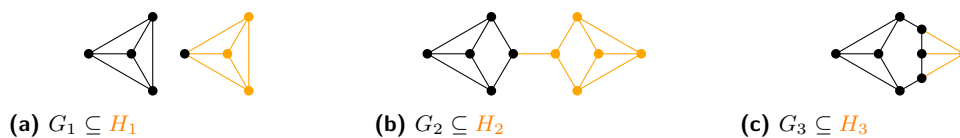
? open problem

fixed embedding variable embedding



		output H connectivity			
		any	con.	2-con.	3-con.
input G connectivity	any	✓/✓	P/P	P/P	?/NPC
	con.	✓/✓	✓/✓	P/P	?/NPC
	2-con.	✓/✓	✓/✓	P/P	?/?
	3-con.	✓/✓	✓/✓	✓/✓	✓/✓

■ **Figure 1** Complexity of finding k -connected 3-augmentations (output connectivity $k \in \{0, 1, 2, 3\}$) of k' -connected subcubic planar graphs (input connectivity $k' \in \{0, 1, 2\}$).



■ **Figure 2** For $k = 1, 2, 3$, the planar subcubic graph G_k (in black) admits a $(k - 1)$ -connected 3-augmentation H_k (new vertices and edges in orange), but no k -connected 3-augmentation.

Statement 4 can be considered the main result of the paper. Still, we emphasize that this does not answer Question 1.1 yet. In fact, admitting a 2-connected 3-augmentation is a sufficient condition for 3-edge-colorability; but it is in general not necessary. For example, $K_{2,3}$ admits a proper 3-edge-coloring but no 2-connected 3-augmentation. Question 1.1 remains open and we discuss it and its connection to 3-augmentations in more detail in Section 7.

In order to decide whether a given graph G admits a 3-augmentation, we may of course assume that G itself is planar and of maximum degree at most 3. Observe that it is always possible to find a (not necessarily connected) 3-augmentation of G , for example by adding the small gadget $K_4^{(1)}$ consisting of K_4 with one subdivided edge to each vertex that has not degree 3 yet, as illustrated in Figure 2(b).

► **Observation 1.3.** *Every subcubic planar graph G has a 3-augmentation H extending its embedding. If G is connected, then so is H .*

However, this becomes non-trivial if we require the 3-augmentation H to be k -connected for some $k \in \{1, 2, 3\}$. See Figure 2 for some problematic cases.

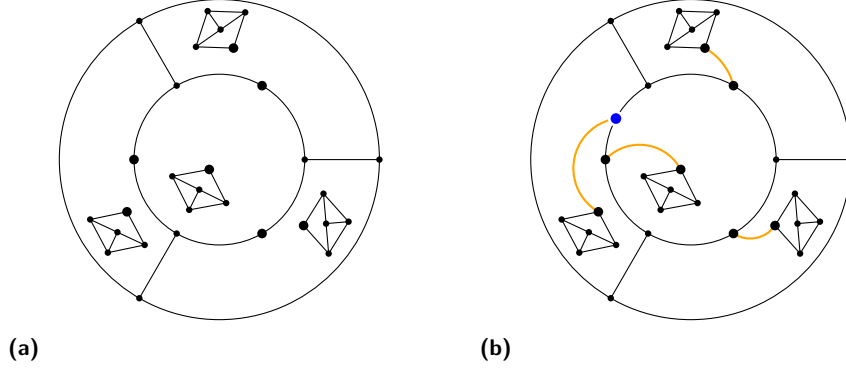
Previous Results. Hartmann, Rollin and Rutter [19] studied, for each $k, r \in \mathbb{N}$, whether a planar graph G can be augmented by adding edges (but no vertices!), to a k -connected r -regular planar graph H . In particular, for $r = 3$, they show that the problem is NP-complete in the variable embedding setting for all $k \in \{0, 1, 2, 3\}$, as well as in the fixed embedding setting when $k = 3$. For the remaining cases of fixed embedding and $k \in \{0, 1, 2\}$ they present a polynomial-time algorithm.

► **Remark 1.4.** In fact, several of their concepts and techniques [19] are very similar to ours. In case of G having a fixed embedding \mathcal{E} , any 3-augmentation H (with or without new vertices) extending \mathcal{E} induces an assignment of each new edge e that is incident to an “old” vertex of G to the face of \mathcal{E} that contains e . New edges at vertices of G are called *free valencies* [19].

The authors [19] present conditions of this assignment that are necessary and sufficient for a connected or 2-connected 3-augmentation *without new vertices*. (These conditions also allow for a polynomial-time algorithm to find such an assignment.) Their *matching condition* and *planarity condition* become obsolete in our setting. However, their *connectivity condition* and *biconnectivity condition* demand roughly twice as many free valencies to be assigned to a face with several connected components. (Intuitively, these components must be strung together in [19], while we can do a star-like connection.) Most crucially, their *parity condition*, which requires the number of free valencies assigned to each face to be even, is no longer necessary nor sufficient in our setting. It is for example violated in every example in Figure 2.

Moreover, one might be tempted to find a connected or 2-connected 3-augmentation in our setting (with new vertices allowed), with fixed embedding, by preprocessing the input by inserting extra vertices, so as to always fulfil the parity condition (and then handle

the connectivity or biconnectivity condition somehow). A reasonable attempt would be to subdivide some edges in the input graph. However, this might turn a No-instance into a Yes-instance, as shown for example in Figure 3.



■ **Figure 3** (a) A graph G with no connected 3-augmentation extending its embedding. (b) After adding an extra degree-2 vertex (blue) to G , there is a connected 3-augmentation.

Finally, for $k \in \{0, 1, 2\}$, finding a k -connected 3-augmentation in the variable embedding setting is in P [15], while the version without new vertices is NP-complete [19]. So to summarize, there is probably no direct reduction between the problem of augmenting by only adding edges and the problem of augmenting by adding vertices and edges. ◀

Let us mention a few more examples from the rich and diverse area of augmentation problems. Eswaran and Tarjan [14] pioneered the systematic investigation of augmentation problems. They presented algorithms to find in $\mathcal{O}(|V(G)| + |E(G)|)$ a smallest number of edges whose addition to a given (not necessarily planar) graph G results in a 2-connected respectively 2-edge-connected graph, while the weighted versions of either problem are NP-complete. If we additionally require the result to be planar, already both unweighted problems are NP-complete, the same holds for the fixed embedding setting [21, 25]. Other problems of augmenting to a planar graph consider augmenting to a grid graph [3], or triangulating while minimizing the maximum degree [11, 22], avoiding separating triangles [4], creating a Hamiltonian cycle [13], or resulting in a chordal graph [23], just to name a few.

2 Preliminaries

All graphs considered here are finite, undirected, and contain no loops but possibly multi-edges. We denote the degree of a vertex v in a graph G by $\deg_G(v)$, the minimum degree in G by $\delta(G)$, and the maximum degree by $\Delta(G)$. A graph G is d -regular, for some non-negative integer d , if we have $\delta(G) = \Delta(G) = d$.

A graph G is k -connected if $G - S$ is connected for every set $S \subseteq V(G)$ of at most $k - 1$ vertices in G . Similarly, G is k -edge-connected if $G - S$ is connected for every set $S \subseteq E(G)$ of at most $k - 1$ edges in G . We denote by $\theta(G)$ the largest k for which G is k -edge-connected. If G has maximum degree at most 3, then G is k -connected if and only if $\theta(G) \geq k$. A *bridge* in a graph G is an edge e whose removal increases the number of connected components, i.e., $G - e$ has strictly more components than G . Equivalently, e is a bridge if e is not contained in any cycle of G . A *bridgeless* graph is one that contains no bridge. Note that a bridgeless graph may be disconnected. Yet, for connected graphs of maximum degree 3, being bridgeless and being 2-connected is equivalent.

A *planar embedding* \mathcal{E} of a (planar) graph G is (in a sense that we need not make precise here) an equivalence class of crossing-free drawings of G in the plane. In particular, a planar embedding determines the set F of all *faces*, the distinguished *outer face*, the clockwise ordering of incident edges around each vertex and the *boundary* of each face as a set of *facial walks*, each being a clockwise ordering of vertices and edges (with repetitions allowed). The edges and vertices incident to the outer face are called *outer edges* and *outer vertices*, while all others are *inner edges* and *inner vertices*. For every embedding \mathcal{E} of G we define the *flipped embedding* \mathcal{E}' to be the embedding obtained from \mathcal{E} by reversing the clockwise order of incident edges at each vertex. This operation changes neither the set of faces nor the outer face. Whitney's Theorem [33] states that a 3-connected planar graph G has a unique embedding (up to the choice of the outer face and flipping).

Generalized Factors. Let H be a graph with a set $B(v) \subseteq \{0, \dots, \deg_H(v)\}$ assigned to each vertex $v \in V(H)$. Following Lovász, a spanning subgraph $G \subseteq H$ is called a *B-factor* of H if and only if $\deg_G(v) \in B(v)$ for every vertex $v \in V(H)$ [24]. Deciding whether a graph H admits a *B-factor* is known as the GENERALIZED FACTOR problem. In general, the GENERALIZED FACTOR problem is NP-complete [24]. Still, for certain well-behaved sets $B(\cdot)$, the problem becomes polynomial-time solvable. A set $B(v)$ is said to have a *gap of length* $\ell \geq 1$ if there is an integer $i \in B(v)$ such that $i + 1, \dots, i + \ell \notin B(v)$, and $i + \ell + 1 \in B(v)$.

► **Theorem 2.1** (Cornuéjols [9, Section 3]). *Let H be a graph with a set $B(v) \subseteq \{0, \dots, \deg_H(v)\}$ assigned to each vertex $v \in V(H)$. If all gaps of each $B(v)$ have length 1, then a *B-factor* can be computed in time $\mathcal{O}(|V(H)|^4)$.*

We say that there are *no two consecutive forbidden degrees* for a vertex $v \in V(H)$ if for all $i, i + 1 \in \{0, \dots, \deg_H(v)\}$ we have $i \in B(v)$ or $i + 1 \in B(v)$. Under this slightly stronger condition, an algorithm by Sebő yields a better runtime for the GENERALIZED FACTOR problem.

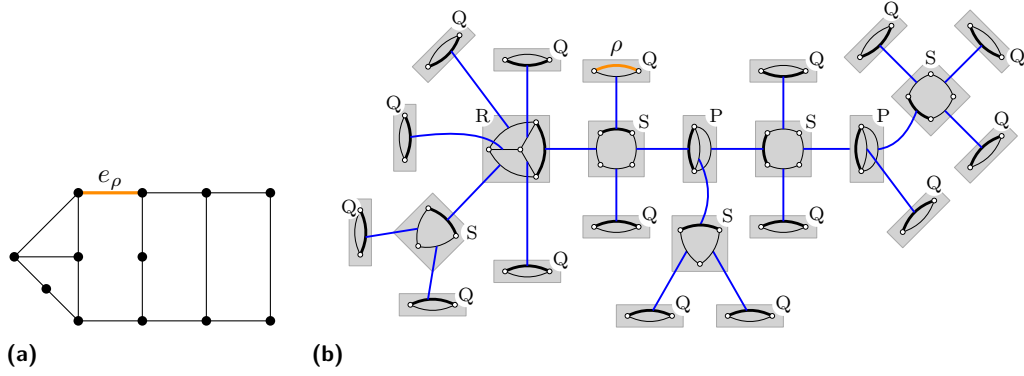
► **Theorem 2.2** (Sebő [27, Section 3]). *Let H be a graph with a set $B(v) \subseteq \{0, \dots, \deg_H(v)\}$ assigned to each vertex $v \in V(H)$. If no two consecutive degrees are forbidden for any vertex, then we can compute a *B-factor* in time $\mathcal{O}(|V(H)| \cdot |E(H)|)$, or conclude that no such exists.*

SPQR-Tree. The *SPQR-tree* is a tree-like data structure that compactly encodes all planar embeddings of a 2-connected planar graph. It was introduced by Di Battista and Tamassia [12] and can be computed in linear time [18]. Its precise definition includes quite a number of technical terms, of which we define the crucial ones below. This makes our exposition self-contained, while also ensuring the established terminology for experienced readers. We give an illustrating example in Figure 4.

The SPQR-tree of a 2-connected planar graph G is a rooted tree T , where each vertex μ of T is associated to a multigraph $\text{skel}(\mu)$ that is called the *skeleton* of μ . This multigraph $\text{skel}(\mu)$ must be of one of four types determining whether μ is an S-, a P-, a Q- or an R-vertex:

- S-vertex: $\text{skel}(\mu)$ is a simple cycle.
- P-vertex: $\text{skel}(\mu)$ consists of two vertices and at least three parallel edges.
- Q-vertex: $\text{skel}(\mu)$ consists of two vertices with two parallel edges.
- R-vertex: $\text{skel}(\mu)$ is 3-connected.

Some of the edges of the skeletons can be marked as *virtual* edges. An edge $e = \mu\nu$ of the SPQR-tree T corresponds to two virtual edges, exactly one in $\text{skel}(\mu)$ and one in $\text{skel}(\nu)$.



■ **Figure 4** A graph with an edge e_ρ (a) and its SPQR-tree rooted at the Q-vertex ρ corresponding to e_ρ (b). Each tree node μ shows the skeleton $\text{skel}(\mu)$ in which the virtual edge to its parent is shown thicker. The (blue) tree edges indicate the associated pairs of virtual edges.

Conversely, each virtual edge corresponds to exactly one tree edge of T in this way. We refer again to Figure 4 for an example.

Under above conditions, the defining property of the SPQR-tree T is that G can be obtained by *gluing* along the virtual edges: For each tree edge $e = \mu\nu$, the skeletons $\text{skel}(\mu)$ and $\text{skel}(\nu)$ are identified at the corresponding endpoints of the two virtual edges associated to e , afterwards the virtual edges are removed.

We additionally require that no two S-vertices and no two P-vertices are adjacent in T , as otherwise the skeletons of two such vertices can be merged into the skeleton of a new vertex of the same type. Further, exactly one of the two parallel edges in a Q-vertex is a virtual edge while S-, P- and R-vertices contain only virtual edges. Under these conditions the SPQR-tree of G is unique. There is exactly one Q-vertex per edge in G and these form the leaves of the SPQR-tree. The inner S-, P- and R-vertices correspond more or less² to the separation pairs (that is, pairs of vertices forming a cut set) of G [12].

Assume that an arbitrary vertex ρ of T is fixed as the root. For some vertex μ in T let π be its parent. Further, let u, v be the endpoints of the virtual edge in $\text{skel}(\mu)$ associated with the tree edge $\mu\pi$ in T . Then the graph obtained by gluing $\text{skel}(\mu)$ with all skeletons in its subtree and without the virtual edge uv is called the *pertinent graph* of μ and denoted by $\text{pert}(\mu)$. Note that $\text{pert}(\mu)$ is always connected.

SPQR-Tree and Planar Embeddings. If the SPQR-tree T is rooted at a Q-vertex ρ corresponding to an edge e_ρ of G , then T represents all planar embeddings of G in which e_ρ is an outer edge [12]. When G is constructed by gluing corresponding virtual edges, one has the following choices on the planar embedding:

- Whenever the corresponding virtual edges of an S-, P- or R-vertex μ and its parent are glued together, this leaves two choices for the planar embedding: Having decided for an embedding \mathcal{E}_μ of $\text{pert}(\mu)$ already, we can insert \mathcal{E}_μ or the flipped embedding \mathcal{E}'_μ .
- The parallel virtual edges of a P-vertex μ associated to virtual edges of children can be permuted arbitrarily. Every permutation leads to a different planar embedding of $\text{skel}(\mu)$.

² In fact they correspond to so-called *split pairs*. However, we omit their formal discussion, as it is not needed here.

- Gluing at the virtual edge of a Q-vertex μ replaces the virtual edge uv by the “real” edge uv in G . This has no effect on the embedding.

Let \mathcal{E} be a planar embedding of G having e_ρ as an outer edge. Further, let μ be an inner vertex of the SPQR-tree and u_μ, v_μ be the endpoints of the virtual edge in $\text{skel}(\mu)$ corresponding to the parent edge of μ in T . Lastly, let \mathcal{E}_μ be the restriction of \mathcal{E} to $\text{pert}(\mu)$ and let f_μ^o be the outer face of \mathcal{E}_μ . As e_ρ is an outer edge of \mathcal{E} , it follows that u_μ and v_μ are outer vertices in \mathcal{E}_μ . The $u_\mu v_\mu$ -path in $\text{pert}(\mu)$ having f_μ^o to its left (right) is the *left (right) outer path* of \mathcal{E}_μ . Lastly, we define the *left (right) outer face* of \mathcal{E}_μ inside \mathcal{E} to be the face of \mathcal{E} left (right) of the left (right) outer path of \mathcal{E}_μ .

3 2-Connected 3-Augmentations for a Fixed Embedding

We consider the 3-augmentation problem for arbitrary input graphs G and 2-connected output graphs H , corresponding to the third column of the table in Figure 1. For the fixed embedding setting here, we present a quartic-time algorithm which yields the following.

► **Theorem 3.1.** *Let G be a planar n -vertex graph with $\Delta(G) \leq 3$ and an embedding \mathcal{E} . We can compute, in time $\mathcal{O}(n^4)$, a 2-connected 3-augmentation H of G extending \mathcal{E} , or conclude that none exists. If G is connected, then time $\mathcal{O}(n^2)$ suffices.*

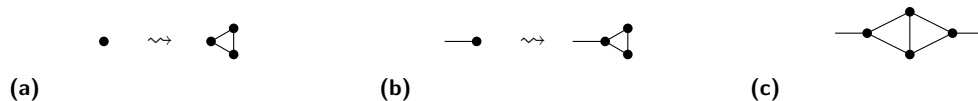
This corresponds to Statement 3 of Theorem 1.2. We start with a reduction to graphs G with $\delta(G) \geq 2$.

► **Lemma 3.2.** *Let G be a planar graph with embedding \mathcal{E} . There is a planar super-graph $G' \supseteq G$ with $\delta(G') \geq 2$ whose embedding \mathcal{E}' extends \mathcal{E} , such that G has a 2-connected 3-augmentation extending \mathcal{E} if and only if G' has one extending \mathcal{E}' .*

Proof. Consider the following two replacement rules, also shown in Figure 5(a)–(b): Each isolated vertex is replaced by a copy of K_3 , and each vertex v of degree 1 is replaced by a copy of K_3 with one vertex connected to the other neighbor of v . Let G' be the obtained graph such that its planar embedding \mathcal{E}' extends \mathcal{E} .

Let H be a 2-connected 3-augmentation of G . We obtain a 2-connected 3-augmentation of G' as follows: For each vertex v of degree 0 (or 1) in G , let $N(v)$ be its three (two) new neighbors in H . In H , replace v by its corresponding copy of K_3 . Connect its three (two) degree-2-vertices with one vertex of $N(v)$ such that the embedding remains planar.

The other direction works similar: In a 2-connected 3-augmentation of G' , contract each copy of K_3 that was introduced for a vertex v of G into a single vertex. If this creates multi-edges, replace each duplicated edge by the gadget shown in Figure 5(c) to obtain a simple graph. ◀



■ **Figure 5** (a)–(b) Replacement rules. (c) Gadget to avoid parallel edges.

► **Lemma 3.3.** *Let G be a planar n -vertex graph with an embedding \mathcal{E} , $\delta(G) \geq 2$, and $\Delta(G) \leq 3$. Then we can compute, in time $\mathcal{O}(n^4)$, a 2-connected 3-augmentation H of G extending \mathcal{E} , or conclude that none exists. If G is connected, then time $\mathcal{O}(n^2)$ suffices.*

Proof. The proof is by a linear-time reduction to an equivalent instance A of the GENERALIZED FACTOR problem, such that A fulfills the necessary condition to apply an $\mathcal{O}(n^4)$ -time algorithm by Cornuéjols (Theorem 2.1), or even an $\mathcal{O}(n^2)$ -time algorithm by Sebő (Theorem 2.2).

We construct the 2-connected 3-augmentation H of G by adding new edges and vertices into the faces of \mathcal{E} . Therefore, the obtained embedding of H extends \mathcal{E} .

Some faces of \mathcal{E} stand out, as these *must* contain new edges (and possibly vertices) to reach 2-connectedness. We call these the *connecting faces* and denote the set of connecting faces by F_{conn} . Obviously, all faces incident to at least two connected components are connecting faces. Further, for each bridge e of G , the unique face f incident to both sides of e is a connecting face because the only way to add new connections between the components separated by e is through f . Recall that a 3-regular graph is 2-connected if and only if it is connected and bridgeless, so these are the only two types of connecting faces. All other faces are considered to be *normal faces*, denoted by F_{norm} .

For a connecting face $f \in F_{\text{conn}}$, let G_f be the subgraph of G on the vertices and edges incident to f , let B_f be the set of its blocks (i.e., maximal 2-connected components or bridges), and let T_f be its block-cut-forest. We partition B_f into $S_f \cup I_f \cup L_f$, where we call the elements of S_f the *singleton blocks*, the elements of I_f the *inner blocks*, and the elements of L_f the *leaf blocks*:

$$S_f := \{b \in B_f \mid b \text{ forms a trivial (i.e., single-vertex) tree in } T_f\}$$

$$I_f := \{b \in B_f \mid b \text{ is an inner vertex of a non-trivial tree in } T_f\}$$

$$L_f := \{b \in B_f \mid b \text{ is a leaf in a non-trivial tree in } T_f\}$$

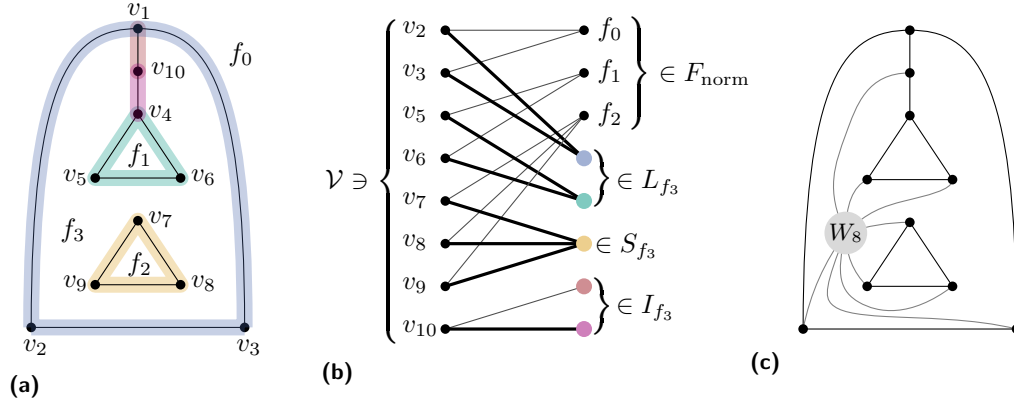
In fact, we distinguish these types of blocks, since in order to obtain a 2-connected 3-augmentation, every singleton block must be incident to at least two new edges, and every leaf block has to be incident to at least one new edge.

The GENERALIZED FACTOR instance A is a bipartite graph with bipartition classes \mathcal{V} and \mathcal{F} . Here, $\mathcal{V} := \{v \in V(G) \mid \deg_G(v) = 2\}$ contains all vertices of G having degree lower than 3. Vertices in \mathcal{F} represent the faces of \mathcal{E} . Edges of a B -factor of A will determine the faces of \mathcal{E} containing the new edges. In particular, \mathcal{F} contains one vertex corresponding to each normal face in F_{norm} . Additional vertices in \mathcal{F} are needed to handle the connecting faces. For each connecting face $f \in F_{\text{conn}}$, we add all blocks in B_f as vertices to \mathcal{F} . (If there are two faces f, g in \mathcal{E} such that B_f and B_g contain blocks corresponding to the same subgraph of G , then \mathcal{F} contains two such vertices: one corresponding to the block in B_f , and another to the block in B_g . This is for example the case when G corresponds to a cycle.)

In A , each $x \in \mathcal{F}$ is incident to exactly the following $v \in \mathcal{V}$: If x represents a normal face $f \in F_{\text{norm}}$, then x is connected to every $v \in \mathcal{V}$ that is incident to f in \mathcal{E} . Otherwise, if x represents a block $b \in B_f$ for some connecting face $f \in F_{\text{conn}}$, then x is connected to every $v \in \mathcal{V}$ that is contained in b . See Figure 6 for an example.

Lastly, we need to assign a set $B(x) \subseteq \{0, 1, \dots, \deg_A(x)\}$ of possible degrees to each vertex $x \in \mathcal{V} \cup \mathcal{F}$:

$$B(x) := \begin{cases} \{1\}, & \text{if } x \in \mathcal{V} \\ \{0, 2, 3, \dots, \deg_A(x)\}, & \text{if } x \in F_{\text{norm}} \\ \{0, 1, 2, \dots, \deg_A(x)\}, & \text{if } x \in I_f \text{ for some connecting face } f \in F_{\text{conn}} \\ \{1, 2, 3, \dots, \deg_A(x)\}, & \text{if } x \in L_f \text{ for some connecting face } f \in F_{\text{conn}} \\ \{2, 3, 4, \dots, \deg_A(x)\}, & \text{if } x \in S_f \text{ for some connecting face } f \in F_{\text{conn}} \end{cases}$$



■ **Figure 6** (a) A planar subcubic graph G . (b) Its corresponding GENERALIZED FACTOR instance. Thick edges denote a possible solution. (c) A 2-connected 3-augmentation of G (with an indicated wheel-extension).

By the following claim, the above reduction is linear.

▷ **Claim 3.4.** The order and size of A is linear in n . Moreover, A can be computed in linear time.

Proof. If $v \in V(G)$ is a vertex incident to a face f of \mathcal{E} , then it lies in at most three blocks of G_f , since its degree in G_f is at most 3. Further, every vertex is incident to at most three different faces of \mathcal{E} . Thus, there are at most nine blocks in B_f containing v , which shows that $|B_f|$ is linear in n . As the number of faces of a planar embedding is linear in n , so is $|A|$. A vertex $v \in \mathcal{V}$ is incident to (at most) two faces of \mathcal{E} , and therefore it is contained in at most six distinct blocks in B_f for some faces f . Hence, we see that each vertex $x \in \mathcal{V}$ is adjacent to at most six vertices in $B_f \subseteq \mathcal{F}$ and at most two vertices in $F_{\text{norm}} \subseteq \mathcal{F}$. Thus, the bipartite graph A contains at most $8n$ edges. Note that, in particular, A can be computed in linear time. ◁

The next two claims establish that A admits a B -factor if and only if G admits a 2-connected 3-augmentation H extending \mathcal{E} .

▷ **Claim 3.5.** If A admits a B -factor, then G has a 2-connected 3-augmentation H extending \mathcal{E} .

Proof. Let A' be a B -factor of A , i.e., a subgraph A' such that $\deg_{A'}(x) \in B(x)$ for every $x \in V(A)$. We shall construct a connected and bridgeless supergraph H' of G . (A connected graph with maximum degree 3 is 2-connected if and only if it is bridgeless.) We construct H' as follows: For each edge $vx \in E(A')$ with $v \in \mathcal{V}$ and $x \in \mathcal{F}$, we add a new half-edge from v into a face f of \mathcal{E} . If x represents a face, then $f = x$. Otherwise, let f be the face such that x represents a block in B_f .

Now, for each face f of \mathcal{E} , all half-edges ending inside f are connected to a new vertex v_f . Obviously, H' is planar. To see that H' is connected, consider a connecting face f of \mathcal{E} . We have $\deg_{A'}(b) \geq 1$ for every $b \in S_f \cup L_f$, so each such b is connected to v_f by at least one edge. Lastly, to prove that H' is bridgeless, we consider three cases:

- A non-bridge of G is a non-bridge in H' as $H' \supseteq G$.
- A bridge e of G has a unique face f of \mathcal{E} incident to both its sides. The leaf blocks in L_f are subgraphs of the blocks separated by e . As we have $\deg_{A'}(b) \geq 1$ for all $b \in L_f$, there is at least one edge from each leaf block to v_f in H' . Thus, e is a non-bridge in H' .

■ No edge incident to a new vertex v_f (for some face f of \mathcal{E}) is a bridge, because v_f has at least two edges to every incident component of H' : If f is a normal face, then $\deg_{H'}(v_f) \geq 2$ because $\deg_{A'}(f) \neq 1$. Now assume that f is a connecting face, and consider a component C of G_f . If C consists of a single block b (which would be in S_f), then v_f is connected to at least two vertices of b , because we have $\deg_{A'}(b) \geq 2$. Otherwise, if C consists of multiple blocks, then its block-cut-tree has at least two leaves. In this case, v_f is connected to at least one vertex per leaf block $b \in L_f$ because $\deg_{A'}(b) \geq 1$. Since $\deg_{A'}(v) = 1$ for each $v \in \mathcal{V}$, we see that all vertices in $V(G)$ have degree 3 in H' . We apply a wheel-extension (Observation 6.1) at each new vertex v_f of degree larger than 3, and replace each vertex v_f of degree 2 by the gadget represented in Figure 5(c) (this simulates replacing it with a single edge connecting its neighbors, but without the risk of creating a multi-edge). We obtain a 3-regular graph H that is planar, connected, and bridgeless. Finally, H is 2-connected, because it is connected, bridgeless and of maximum degree 3. \triangleleft

▷ **Claim 3.6.** If G has a 2-connected 3-augmentation H extending \mathcal{E} , then A has a B -factor.

Proof. Since H extends \mathcal{E} , its new vertices and edges must have been added solely into the faces of \mathcal{E} .

We have to construct a B -factor A' of A . To this end, we consider the vertices $v \in \mathcal{V}$, i.e., vertices of G with $\deg_G(v) = 2$. Each such v has $\deg_H(v) = 3$, so there is exactly one new edge e incident to v . Let f be the face of \mathcal{E} that e is inside. If f is a normal face, we add the edge vf to A' . Now assume that f is a connecting face. As $\deg_G(v) = 2$, vertex v can be in at most two blocks of G_f . If v is in a singleton block, then this is the only block in B_f containing v . If v lies in exactly two leaf blocks $b_1, b_2 \in B_f$, then both must be bridges, whose other endpoints have degree 1; a contradiction to $\delta(G) \geq 2$. Thus, there is at most one block in $L_f \cup S_f$ containing v . If there exists a block in $L_f \cup S_f$ containing v , let b be this (unique) block. Otherwise, choose an arbitrary $b \in B_f$ containing v . We add the edge vb to A' .

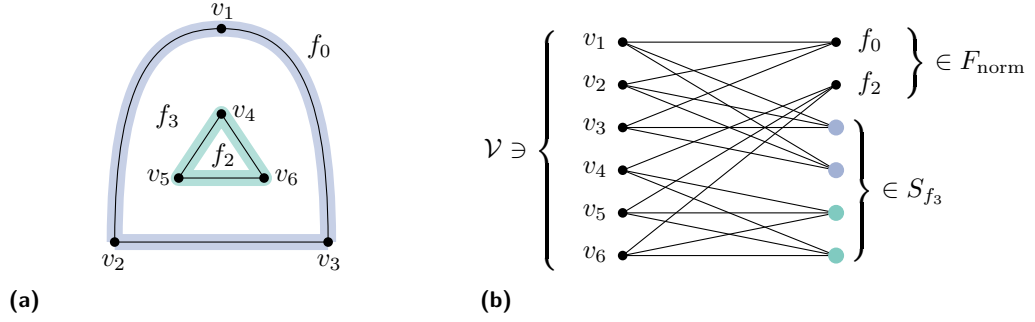
We prove that $\deg_{A'}(x) \in B(x)$ for all $x \in \mathcal{V} \cup \mathcal{F}$. For each vertex $v \in \mathcal{V}$, we added exactly one edge to A' , therefore we have $\deg_{A'}(v) = 1$ as required.

For a normal face $f \in F_{\text{norm}}$, it holds that $\deg_{A'}(f)$ is either 0 or at least 2 because H is 2-connected and therefore there are either no or at least two new edges inside f .

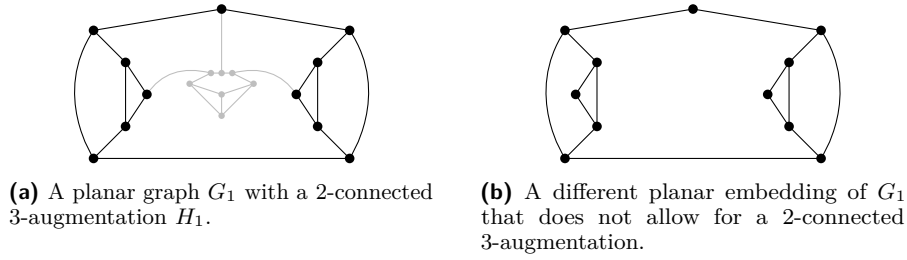
Now, consider a connecting face $f \in F_{\text{conn}}$. Each $b \in S_f$ is a singleton block of G_f . Since H is 2-connected, there are (at least) two paths leaving different vertices $v_1, v_2 \in b$ via new edges through f . Therefore, A' contains the edges v_1b and v_2b , i.e., $\deg_{A'}(b) \geq 2$ as required. Similarly, each $b \in L_f$ is a leaf-block. Since H is 2-connected, there is (at least) one path leaving $v \in b$ via a new edge through f . Therefore, we have $vb \in E(A')$ and thus $\deg_{A'}(b) \geq 1$ as required. \triangleleft

It remains to argue that we can compute a B -factor of A efficiently. By inspecting the set $B(x)$ for each $x \in \mathcal{V} \cup \mathcal{F}$, we can see that none of them contains a gap of size 2 or greater. Therefore, we are in a special case of the GENERALIZED FACTOR problem that can be solved, in $\mathcal{O}(n^4)$ time, by Cornuéjols' algorithm (see Theorem 2.1).

A closer inspection yields that only for $x \in S_f$ the sets $B(x)$ contain two forbidden degrees. (Note that $\deg_A(v) \leq 2$ for all $v \in \mathcal{V}$: If there is a face f such that v is contained in two blocks of G_f , then both edges incident to v are bridges; thus v is incident to no other face. Otherwise, this follows from $\deg_G(v) \leq 2$, i.e., v being incident to at most two faces.) Therefore, if $S_f = \emptyset$ for every connecting face $f \in F_{\text{conn}}$, then we can even apply the



■ **Figure 7** (a) A planar subcubic graph G . (b) Its modified GENERALIZED FACTOR instance where each singleton block appears twice.



■ **Figure 8** Example instances for the 2-connected 3-augmentation problem.

algorithm by Sebő, which takes only $\mathcal{O}(n^2)$ time (see Theorem 2.2). In particular, this is the case if G is connected. \blacktriangleleft

► **Remark 3.7.** The attentive reader might be tempted to think that we can modify the GENERALIZED FACTOR instance in the proof above so that it satisfies the conditions of Sebő, even when $S_f \neq \emptyset$. One such attempt resides in splitting each vertex x representing a singleton block into two vertices x_1, x_2 with associated sets $B(x_1), B(x_2)$ which only exclude the value 0. Indeed, the sets $B(x_1), B(x_2)$ fulfill the condition of Sebő, but now some of the vertices in \mathcal{V} might not, see Figure 7. In the obtained GENERALIZED FACTOR instance, all vertices in \mathcal{V} have degree 3, yet $B(x) = \{1\}$ for every $x \in \mathcal{V}$, i.e both 2 and 3 are forbidden values. Thus, the conditions of Sebő (see Theorem 2.2) are not satisfied.

4 Connected and 2-Connected 3-Augmentations for Variable Embeddings

Here we consider the 3-augmentation problem for an arbitrary input graph G and a connected or 2-connected output graph H in the variable embedding setting, corresponding to the second and third column of the table in Figure 1 respectively. We present a linear-time algorithm for connected output and a quadratic-time algorithm for 2-connected output, which yields Statement 2 and 4 of Theorem 1.2.

In fact, we are mainly concerned with finding 2-connected 3-augmentations, i.e., Statement 4. Our task boils down to finding a suitable planar embedding of G such that for each vertex v of G and each missing edge at v , we can assign an incident face at v that should contain the new edge. Let us note that this might only work for some planar embeddings of G . See Figure 8(b) for a negative example.

We show Statement 4 of Theorem 1.2 in three steps. First, we show that for G to admit a 2-connected 3-augmentation we may restrain ourselves to all inclusion-maximal 2-connected components, called a *blocks*, of G , and checking whether each admits a 2-connected 3-augmentation. As all blocks can be found in linear time [30], we may assume henceforth that the input graph G is 2-connected. Second, we generalize Theorem 3.1 to multi-graphs, i.e., we present a polynomial-time algorithm that given a planar multi-graph G with a fixed planar embedding \mathcal{E} tests whether G admits a 2-connected 3-augmentation $H \supseteq G$ with a planar embedding whose restriction to G equals \mathcal{E} . Finally, for a 2-connected graph G with variable embedding, we use an SPQR-tree of G to efficiently go through the possible planar embeddings of G with a dynamic program and to identify one such embedding that allows for a 2-connected 3-augmentation, or conclude that no such exists.

The next proposition settles the 3-augmentation problem for connected output, and yields a reduction to 2-connected input for the decision problem with 2-connected output.

► **Proposition 4.1.** *For a disconnected subcubic graph G with connected components G_1, \dots, G_ℓ , $\ell \geq 2$, we have that*

- (i) *G has a connected 3-augmentation if and only if no G_i is 3-regular*
- (ii) *G has a 2-connected 3-augmentation if and only if each G_i has a 2-connected 3-augmentation and no G_i is 3-regular.*

Proof. Let G_1, \dots, G_ℓ denote the components of G .

- (i) Suppose there exists a connected 3-augmentation H of G . Note that H is also a connected 3-augmentation of each G_i . As H is connected, each G_i has a vertex incident to at least one edge in $E(H) - E(G)$, i.e., no G_i is 3-regular.

Suppose now that each G_i admits a connected 3-augmentation H_i and no G_i is 3-regular. Each H_i contains a new edge e_i . Consider an embedding of $H_1 \cup \dots \cup H_\ell$ where each e_i lies on the outer face. Finally, add a copy of $K_4^{(2\ell)}$ into the outer face, delete e_1, \dots, e_ℓ , and connect the 2ℓ degree-2 vertices of $H_1 \cup \dots \cup H_\ell$ with the 2ℓ degree-2 vertices of $K_4^{(2\ell)}$ by a non-crossing matching. The resulting graph is a connected 3-augmentation of G .

- (ii) Again, any 2-connected 3-augmentation of G is in particular a 2-connected 3-augmentation of each G_i . If such an augmentation of G exists, no G_i is 3-regular.

On the other hand, if each G_i admits a 2-connected 3-augmentation H_i and no G_i is 3-regular, the same construction as in the proof above yields a connected 3-augmentation H of G . Note that H is bridgeless. As a graph of maximum degree 3 is 2-connected if it is connected and bridgeless, the claim follows. ◀

The first claim of Proposition 4.1 yields a linear-time algorithm for arbitrary input and connected output in the variable embedding setting. This corresponds to Statement 2 of Theorem 1.2.

The remainder of Section 4 only considers 2-connected output. The second claim of above proposition shows that we may assume that the input is connected. By the following proposition, we may even assume that it is 2-connected.

► **Proposition 4.2.** *A connected subcubic graph G admits a 2-connected 3-augmentation if and only if each block of G admits a 2-connected 3-augmentation.*

Proof. Suppose G contains no bridge. As G is connected and subcubic, it follows that G is 2-connected, i.e. the only block of G corresponds to the whole graph and the claim follows.

We may therefore assume that G contains a bridge $e = uv$. Let G_1 be the connected component of $G - e$ containing u , and let $G_2 = G - G_1$ denote the remaining graph. It is enough

to show that if G_1 and G_2 have 2-connected 3-augmentations H_1 respectively H_2 , then G also has a 2-connected 3-augmentation. To this end, consider an edge $e_1 \in E(H_1) - E(G_1)$ incident to u and an edge $e_2 \in E(H_2) - E(G_2)$ incident to v . These edges exist as $\deg_{G_1}(u), \deg_{G_2}(v) \leq \Delta(G) - 1 \leq 2$ but $\deg_{H_1}(u) = \deg_{H_2}(v) = 3$. Choose a planar embedding of $H_1 \cup H_2$ with e_1 and e_2 being outer edges. Denoting by a, b the endpoints of e_1, e_2 different from u, v , we see that $(H_1 - e_1) \cup (H_2 - e_2) \cup \{uv, ab\}$ is a connected 3-augmentation of G with no bridges, i.e., a 2-connected 3-augmentation. ◀

4.1 The Fixed Embedding Setting for Multigraphs

In order to settle the variable embedding setting for 2-connected output, we use the algorithm for fixed embedding as a crucial subroutine. Yet, the embedded graphs we consider might be not simple. The following lemma yields a linear-time reduction from multi-graphs to simple graphs.

► **Lemma 4.3.** *Let G be an n -vertex planar multi-graph of maximum degree $\Delta(G) \leq 3$ with an embedding \mathcal{E} . There is a simple planar graph G' with $\Delta(G') \leq 3$ on at most $4n$ vertices with an embedding \mathcal{E}' such that G has a 2-connected 3-augmentation extending \mathcal{E} if and only if G' has one extending \mathcal{E}' .*

Proof. Replacing multi-edges of G with the gadget represented in Figure 5(c) yields a simple planar graph G' of maximum degree at most 3 whose embedding \mathcal{E}' is closely related to \mathcal{E} . As every vertex of G is incident to at most three edges, we have $|E(G)| \leq 3n$. We introduced at most four new vertices for each edge of G , thus $|V(G')| \leq 4n$. Note that a 2-connected 3-augmentation of G extending \mathcal{E} yields one of G' extending \mathcal{E} and vice versa. ◀

We can therefore generalize Theorem 3.1 to multi-graphs.

► **Corollary 4.4.** *Let G be an n -vertex planar multi-graph of maximum degree $\Delta(G) \leq 3$ with a fixed planar embedding \mathcal{E} . Then we can compute in time $\mathcal{O}(n^2)$ a 2-connected 3-augmentation H of G with a planar embedding \mathcal{E}_H whose restriction to G equals \mathcal{E} , or conclude that no such exists.*

4.2 2-Connected 3-Augmentations for 2-Connected Input and Variable Embeddings

Even an unlabeled 2-connected subcubic planar graph G can have exponentially many different planar embeddings (e.g., the $(2 \times n)$ -grid graph). Thus, iterating over all embeddings of G and applying the algorithm from Theorem 3.1 to each of them is not a polynomial-time algorithm and hence no feasible approach for us. In this section we describe how to use the SPQR-tree of G to efficiently find a planar embedding \mathcal{E} of G such that there is a 3-augmentation H of G extending \mathcal{E} , or conclude that no such embedding exists. The algorithm from Corollary 4.4 will be an important subroutine. We show the following.

► **Proposition 4.5.** *Let G be an n -vertex 2-connected subcubic planar graph. Then we can compute in $\mathcal{O}(n^2)$ time a 2-connected 3-augmentation H of G or conclude that no such exists.*

Together with Proposition 4.1 and Proposition 4.2, this yields Statement 4 of Theorem 1.2.

Overview. The proof of Proposition 4.5 uses a bottom-up dynamic programming approach on the SPQR-tree T of G rooted at a Q-vertex ρ corresponding to some edge e_ρ in G . Consider a vertex $\mu \neq \rho$ in T . Let uv be the virtual edge in $\text{skel}(\mu)$ that is associated to the parent edge of μ . Recall that each embedding \mathcal{E} of G with e_ρ on the outer face, when restricted to the pertinent graph $\text{pert}(\mu)$, gives an embedding \mathcal{E}_μ of $\text{pert}(\mu)$ whose inner faces are also inner faces of \mathcal{E} , and with u and v being outer vertices of \mathcal{E}_μ . The outer face of \mathcal{E}_μ is composed of two (not necessarily edge-disjoint) u - v -paths; the left and right outer path of \mathcal{E}_μ , which are contained in the left and right outer face of \mathcal{E}_μ inside \mathcal{E} , respectively. We seek to partition the (possibly exponentially many) planar embeddings of $\text{pert}(\mu)$ with u, v on its outer face into a constant number of equivalence classes based on how many edges in a 2-connected 3-augmentation of G could possibly “connect” $\text{pert}(\mu)$ with the rest of the graph G inside the left or right outer face of \mathcal{E}_μ inside \mathcal{E} . This corresponds³ to the number of degree-2 vertices on the left and right side in so-called *inner augmentations* of \mathcal{E}_μ . Loosely speaking, it will be enough for us to distinguish three cases for the left side (0, 1, or at least 2 connections), the symmetric three cases for the right side, and to record which of the nine resulting combinations are possible. Note that this grouping of embeddings of \mathcal{E}_μ into constantly many classes is the key insight that allows an efficient dynamic program.

Whether a particular equivalence class is realizable by some planar embedding \mathcal{E}_μ of $\text{pert}(\mu)$ will depend on the vertex type of μ (S-, P- or R-vertex) and the realizable equivalence classes of its children μ_1, \dots, μ_k . In the end, we shall conclude that the whole graph G has a 2-connected 3-augmentation if and only if for the unique child μ of the root ρ of T the equivalence class of embeddings of $\text{pert}(\mu)$ for which neither the left nor the right side has any connections is non-empty.

Most of our arguments are independent of SPQR-trees and we instead consider so-called uv -graphs, which are slightly more general than pertinent graphs. We shall introduce inner augmentations of uv -graphs, which then give rise to label sets for uv -graphs, both in a fixed and variable embedding setting. These label sets encode the aforementioned number of connections between the uv -graph as a subgraph of G and the rest of G in a potential 2-connected 3-augmentation. After showing that we can compute variable label sets by resorting to the fixed embedding case and Corollary 4.4, we present the final dynamic program along the rooted SPQR-tree T of G .

uv -Graphs and Labels. A uv -graph is a connected multigraph G_{uv} with $\Delta(G_{uv}) \leq 3$, two distinguished vertices u, v of degree at most 2, together with a planar embedding \mathcal{E}_{uv} such that u and v are outer vertices. A connected multigraph $H_{uv} \supseteq G_{uv}$ with planar embedding \mathcal{E}_H is an *inner augmentation* of G_{uv} if

- \mathcal{E}_H extends \mathcal{E}_{uv} and has u, v on its outer face,
- each of u, v has the same degree in H_{uv} as in G_{uv} ,
- every vertex of H_{uv} except for u, v has degree 1 or 3,
- every degree-1 vertex of H_{uv} lies in the outer face of \mathcal{E}_H and
- every bridge of H_{uv} that is not a bridge of G_{uv} is incident to a degree-1 vertex.

Because u, v are outer vertices in \mathcal{E}_H , one could add another edge e_{uv} (oriented from u to v) into the outer face of \mathcal{E}_H preserving planarity (this edge is not part of the inner augmentation). Then e_{uv} splits the outer face into two faces f_A, f_B left and right of e_{uv} , respectively. Each degree-1 vertex of H_{uv} now lies either inside f_A or f_B .

³ up to the fact that left and right outer path may share degree-2 vertices, each of which sends however its third edge into only one of the left and right outer face

We are interested in the number of degree-1 vertices in each of these faces of \mathcal{E}_H and write $d(H_{uv}, \mathcal{E}_H) = (a, b)$ if an inner augmentation H_{uv} of G_{uv} has exactly a degree-1 vertices inside f_A and exactly b degree-1 vertices inside f_B .

► **Lemma 4.6.** *Let H_{uv} be an inner augmentation of G_{uv} with $d(H_{uv}, \mathcal{E}_H) = (a, b)$. If $a \geq 2$, then G_{uv} has an inner augmentation H_{uv}^0 with $d(H_{uv}^0, \mathcal{E}_H^0) = (0, b)$ and an inner augmentation H_{uv}^1 with $d(H_{uv}^1, \mathcal{E}_H^1) = (1, b)$. A symmetric statement holds when $b \geq 2$.*

Proof. Add the edge uv to the inner augmentation H_{uv} such that there are a degree-1 vertices in f_A . We add a copy of $K_4^{(a)}$ into f_A and identify the a degree-2 vertices of $K_4^{(a)}$ with the a degree-1 vertices in f_A in a non-crossing way. Ignoring edge uv , the obtained graph is the desired inner augmentation H_{uv}^0 with $d(H_{uv}^0, \mathcal{E}_H^0) = (0, b)$. We obtain H_{uv}^1 by additionally subdividing an edge of $K_4^{(a)}$ that is incident to f_A once and by attaching a degree-1 vertex to it into f_A . ◀

Motivated by Lemma 4.6, we focus on inner augmentations H_{uv} with $d(H_{uv}, \mathcal{E}_H) = (a, b)$ where $a, b \in \{0, 1\}$, and assign to H_{uv} in this case the *label* \mathbf{ab} with $\mathbf{a}, \mathbf{b} \in \{0, 1\}$.

The *embedded label set* $L_{\text{emb}}(G_{uv}, \mathcal{E}_{uv})$ contains all labels \mathbf{ab} such that there is an inner augmentation H_{uv} of G_{uv} with label \mathbf{ab} . Allowing other planar embeddings of G_{uv} , we further define the *variable label set* as $L_{\text{var}}(G_{uv}) = \bigcup_{\mathcal{E}} L_{\text{emb}}(G_{uv}, \mathcal{E})$, where \mathcal{E} runs over all planar embeddings of G_{uv} where u and v are outer vertices. As this in particular includes for each embedding \mathcal{E} of G_{uv} also the flipped embedding \mathcal{E}' of G_{uv} , it follows that $\mathbf{ab} \in L_{\text{var}}(G_{uv})$ if and only if $\mathbf{ba} \in L_{\text{var}}(G_{uv})$. Whenever this property holds for a (variable or embedded) label set, we call the label set *symmetric*. Hence, all variable label sets are symmetric, but embedded label sets may or may not be symmetric.

For brevity, let us use \star as a wildcard character, in the sense that if $\{\mathbf{x0}, \mathbf{x1}\}$ is in an embedded or variable label set for some $\mathbf{x} \in \{0, 1\}$, then we shorten the notation and replace them by a label $\mathbf{x\star}$. Symmetrically, we use the notation $\mathbf{\star x}$ and in particular define $\{\mathbf{\star\star}\} := \{00, 01, 10, 11\}$. Using this notation, the eight possible symmetric label sets are:

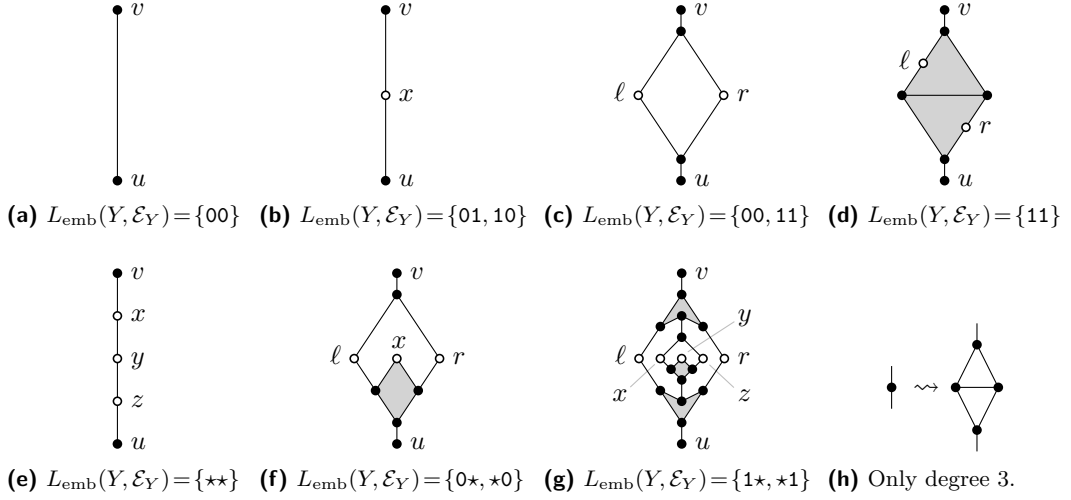
$$\emptyset, \{00\}, \{01, 10\}, \{11\}, \{0\star, \star 0\}, \{00, 11\}, \{1\star, \star 1\}, \{\mathbf{\star\star}\} \quad (1)$$

The following lemma reveals the significance of inner augmentations and label sets.

► **Lemma 4.7.** *Let G be a 2-connected graph with $\Delta(G) \leq 3$ and \mathcal{E} be an embedding of G with some outer edge $e = xy$. Further, let G_{uv} be the uv -graph obtained from G by deleting e and adding two new vertices u, v with edges ux and vy into the outer face of \mathcal{E} . Then G has a 2-connected 3-augmentation if and only if $00 \in L_{\text{var}}(G_{uv})$.*

Proof. First let $H \supseteq G$ be a 2-connected 3-augmentation of G and let \mathcal{E}_H be an embedding of H with $e = xy$ being an outer edge. Then deleting e and adding two new vertices u, v with edges ux and vy into the outer face of \mathcal{E}_H results in an inner augmentation H_{uv} of G_{uv} with respect to the embedding of G_{uv} inherited from \mathcal{E}_H . As adding an edge e_{uv} from u to v into H_{uv} gives a graph with no degree-1 vertices, we have $00 \in L_{\text{var}}(G_{uv})$.

Conversely, assume that $00 \in L_{\text{var}}(G_{uv})$. Then there is an embedding \mathcal{E}_{uv} of G_{uv} that allows for some inner augmentation H_{uv} with embedding \mathcal{E}_H for which $H_{uv} + e_{uv}$ has no degree-1 vertices, where $e_{uv} = uv$ denotes a new edge between u and v . Thus, in H_{uv} the vertices u and v have degree 1 (as in G_{uv}), every vertex of H_{uv} except u, v has degree 3, and the only bridges of H_{uv} are the edges ux and vy . Then we obtain a 2-connected 3-augmentation H of G by removing ux, vy from H_{uv} and adding the edge xy into the outer face of \mathcal{E}_H . In case, H_{uv} already contains the edge xy , this is replaced by a copy of $K_4^{(2)}$ with two non-crossing edges between x, y and the two degree-2 vertices of $K_4^{(2)}$. ◀



■ **Figure 9** (a)–(g) The seven gadgets for the seven non-empty variable label sets $L_{\text{var}}(G_{uv})$ of a uv -graph G_{uv} . (h) Modification to locally replace a degree-2 vertex by four degree-3-vertices.

Gadgets. In our algorithm below, we aim to replace certain uv -graphs X (with variable embedding) by uv -graphs Y with fixed embedding \mathcal{E}_Y , such that the variable label set $L_{\text{var}}(X)$ equals the embedded label set $L_{\text{emb}}(Y, \mathcal{E}_Y)$. This will allow us to use Corollary 4.4 from the fixed embedding setting as a subroutine.

The following lemma describes seven uv -graphs, each with a fixed embedding, corresponding to the seven different non-empty variable label sets as given in (1). For this purpose, each such *gadget* is itself a uv -graph Y with a fixed embedding \mathcal{E}_Y .

► **Lemma 4.8.** *For every uv -graph G_{uv} with $L_{\text{var}}(G_{uv}) \neq \emptyset$ there exists a gadget Y with an embedding \mathcal{E}_Y such that u, v are outer vertices and $L_{\text{emb}}(Y, \mathcal{E}_Y) = L_{\text{var}}(G_{uv})$.*

Proof. We distinguish the seven cases of what $L_{\text{var}}(G_{uv})$ is according to (1). In each of our gadgets, which are shown in Figure 9, vertices u and v are the only degree 1 vertices. For convenience, let us call the degree-2 vertices in the gadgets Y the *white vertices*. Hence, each white vertex w (names as in Figure 9) has exactly one new incident edge in an inner augmentation H of Y , and we denote this new edge by e_w . Observe that all gadgets, except for the one in Figure 9(e) for label set $\{\star\star\}$, have at most one white vertex on either side (left or right) of the outer face of \mathcal{E}_Y . Hence whenever such a white vertex w has its new edge e_w in the outer face of \mathcal{E}_Y , then e_w is a bridge in H and its other endpoint has degree 1, thus counting towards $d(H, \mathcal{E}_H)$. Also for convenience, we call an inner face of \mathcal{E}_Y that has 0 or 1 incident white vertex a *gray face*. Observe that gray faces contain no new edges of H as inner faces may not contain bridges of H .

We proceed by going through the seven gadgets one-by-one. Note that in each case it is enough to check which of 00, 01, 10 and 11 are contained in a label set in order to determine it uniquely. For this we always let H be any inner augmentation of Y .

- Case $L_{\text{var}}(G_{uv}) = \{00\}$, i.e., $00 \in L_{\text{var}}(G_{uv})$ and $01, 10, 11 \notin L_{\text{var}}(G_{uv})$. Consider the gadget Y and its embedding \mathcal{E}_Y represented in Figure 9(a). We have no white vertices and thus only one inner augmentation $H = Y$. Thus, $L_{\text{emb}}(Y, \mathcal{E}_Y) = \{00\}$ follows.
- Case $L_{\text{var}}(G_{uv}) = \{01, 10\}$, i.e., $01, 10 \in L_{\text{var}}(G_{uv})$ and $00, 11 \notin L_{\text{var}}(G_{uv})$. Consider the gadget Y and its embedding \mathcal{E}_Y represented in Figure 9(b). The only white vertex x

has its edge e_x in H in the outer face. Clearly there are exactly two possibilities; e_x on the left or on the right. Thus, we have $L_{\text{emb}}(Y, \mathcal{E}_Y) = \{01, 10\}$.

- Case $L_{\text{var}}(G_{uv}) = \{00, 11\}$, i.e., $00, 11 \in L_{\text{var}}(G_{uv})$ and $01, 10 \notin L_{\text{var}}(G_{uv})$. Consider the gadget Y and its embedding \mathcal{E}_Y represented in Figure 9(c). We have two white vertices ℓ and r . If one of e_ℓ, e_r lies in the inner face f of \mathcal{E}_Y , then the other also lies in f , as otherwise there would be a bridge of H in f . Thus either both edges e_ℓ and e_r are in f or none, so $01, 10 \notin L_{\text{emb}}(Y, \mathcal{E}_Y)$. To obtain $00 \in L_{\text{emb}}(Y, \mathcal{E}_Y)$, add an edge $e = e_\ell = e_r$ between ℓ and r in f . To obtain $11 \in L_{\text{emb}}(Y, \mathcal{E}_Y)$, put e_ℓ, e_r into the outer face of \mathcal{E}_Y .
- Case $L_{\text{var}}(G_{uv}) = \{11\}$, i.e., $11 \in L_{\text{var}}(G_{uv})$ and $00, 01, 10 \notin L_{\text{var}}(G_{uv})$. Consider the gadget Y and its embedding \mathcal{E}_Y represented in Figure 9(d). We have two white vertices ℓ, r . Since both inner faces are gray, we have that e_ℓ and e_r lie on separate sides of the outer face and form bridges of H . Thus, there exists exactly one inner augmentation of Y for this embedding \mathcal{E}_Y and we have $L_{\text{emb}}(Y, \mathcal{E}_Y) = \{11\}$.
- Case $L_{\text{var}}(G_{uv}) = \{\star\star\}$, i.e., $00, 01, 10, 11 \in L_{\text{var}}(G_{uv})$. Consider the gadget Y and its embedding \mathcal{E}_Y represented in Figure 9(e). We have three white vertices x, y and z . To obtain $00 \in L_{\text{emb}}(Y, \mathcal{E}_Y)$, put a new vertex into the outer face of \mathcal{E}_Y and connect it to x, y, z by the edges e_x, e_y, e_z , respectively. To obtain $01 \in L_{\text{emb}}(Y, \mathcal{E}_Y)$, add an edge $e = e_x = e_y$ between x and y in the outer face and put e_z into the outer face on the right. Symmetrically, we obtain $10 \in L_{\text{emb}}(Y, \mathcal{E}_Y)$. To obtain $11 \in L_{\text{emb}}(Y, \mathcal{E}_Y)$, put e_x into the outer face on the left, add a new vertex w into the outer face on the right, connect w to y, z by the edges e_y, e_z , respectively, and add a pendant edge at w into the outer face of the result.
- Case $L_{\text{var}}(G_{uv}) = \{0\star, \star 0\}$, i.e., $00, 01, 10 \in L_{\text{var}}(G_{uv})$ and $11 \notin L_{\text{var}}(G_{uv})$. Consider the gadget Y and its embedding \mathcal{E}_Y represented in Figure 9(f). We have three white vertices ℓ, x, r and the edge e_x in H lies in the face f of \mathcal{E}_Y with all three white vertices on its boundary (since e_x may not lie in the gray face). Since e_x is not a bridge, at least one of e_ℓ and e_r lies within f as well. Therefore, e_ℓ and e_r cannot both lie in the outer face of Y , so $11 \notin L_{\text{emb}}(Y, \mathcal{E}_Y)$ follows. To obtain $00 \in L_{\text{emb}}(Y, \mathcal{E}_Y)$, put a new vertex into f and connect it to ℓ, x, r by the edges e_ℓ, e_x, e_r , respectively. To obtain $01 \in L_{\text{emb}}(Y, \mathcal{E}_Y)$, put e_ℓ into the outer face of \mathcal{E}_Y , and add an edge $e = e_x = e_y$ between x and y in f . Symmetrically, we obtain that $01 \in L_{\text{emb}}(Y, \mathcal{E}_Y)$.
- Case $L_{\text{var}}(G_{uv}) = \{1\star, \star 1\}$, i.e., $01, 10, 11 \in L_{\text{var}}(G_{uv})$ and $00 \notin L_{\text{var}}(G_{uv})$. Consider the gadget Y and its embedding represented in Figure 9(g). We have five white vertices ℓ, x, y, z , and r . Let f be the inner face of \mathcal{E}_Y with x, y and z on its boundary. As the other face at y is gray, edge e_y lies in f . Now suppose that none of e_ℓ, e_r lie in the outer face of \mathcal{E}_Y . As then e_ℓ is not a bridge, e_x lies not in f . Similarly, as e_r is then not a bridge, e_z lies not in f . But then e_y is a bridge in the inner face f , which is impossible for an inner augmentation. Hence $00 \notin L_{\text{emb}}(Y, \mathcal{E}_Y)$. To obtain $01 \in L_{\text{emb}}(Y, \mathcal{E}_Y)$, put e_r into the outer face of \mathcal{E}_Y , add an edge $e = e_y = e_z$ between y and z into f , and an edge $e' = e_\ell = e_x$ between ℓ and x into their common inner face in \mathcal{E}_Y . Symmetrically, we obtain $10 \in L_{\text{emb}}(Y, \mathcal{E}_Y)$. Finally, to obtain $11 \in L_{\text{emb}}(Y, \mathcal{E}_Y)$, put both e_ℓ and e_r into the outer face of \mathcal{E}_Y , add a new vertex into f and connect it to x, y, z by edges e_x, e_y, e_z , respectively. ◀

We remark that Figure 9(h) is not a gadget, and instead a local modification that we use at other places, such as in the proof of Lemma 4.9.

Computing a Label Set. In our algorithm below we want to compute the variable label sets of $\text{pert}(\mu)$ for vertices μ of the rooted SPQR-tree T of G . As we will see, we can reduce this

to a constant number of computations of embedded label sets of certain uv -graphs that are specifically crafted to encode all the possible embeddings of $\text{pert}(\mu)$. The following lemma describes how to do this.

► **Lemma 4.9.** *Let G_{uv} be an n -vertex uv -graph and \mathcal{E}_{uv} a planar embedding where u and v are outer vertices. Then we can check each of the following in time $\mathcal{O}(n^2)$:*

- *Whether $00 \in L_{\text{emb}}(G_{uv}, \mathcal{E}_{uv})$.*
- *Whether $01 \in L_{\text{emb}}(G_{uv}, \mathcal{E}_{uv})$ or $10 \in L_{\text{emb}}(G_{uv}, \mathcal{E}_{uv})$.*
- *Whether $11 \in L_{\text{emb}}(G_{uv}, \mathcal{E}_{uv})$.*

In particular, if $L_{\text{emb}}(G_{uv}, \mathcal{E}_{uv})$ is symmetric, then this is sufficient to determine the exact embedded label set $L_{\text{emb}}(G_{uv}, \mathcal{E}_{uv})$.

Proof. The eight possible symmetric label sets in (1) correspond bijectively to the eight possible yes-/no-answer combinations of the above three checks. Hence these checks are sufficient to determine $L_{\text{emb}}(G_{uv}, \mathcal{E}_{uv})$, provided it is symmetric.

- To check whether $00 \in L_{\text{emb}}(G_{uv}, \mathcal{E}_{uv})$, add an edge e_{uv} between u, v into the outer face of \mathcal{E}_{uv} . If afterwards u and/or v has degree 2, then we further replace them with degree-3 vertices using the gadget shown in Figure 9(h). We call the obtained embedded planar multigraph G_{uv}^+ . We claim that $00 \in L_{\text{emb}}(G_{uv}, \mathcal{E}_{uv})$ if and only if G_{uv}^+ has a 2-connected 3-augmentation extending its planar embedding.

Indeed, removing edge e_{uv} from any such 3-augmentation (and possibly undoing the replacements of u, v) yields an inner augmentation H_{uv} of G_{uv} with label 00.

On the other hand, an inner augmentation H_{uv} with label 00 that extends \mathcal{E}_{uv} and an additional edge between u, v is a 2-connected 3-augmentation, except that u, v might still have degree 2 (they have degree 1 or 2 in G_{uv} which is increased by one by e_{uv}). In that case, replace them by the gadget shown in Figure 9(h) to obtain a 2-connected 3-augmentation of G_{uv}^+ .

- Similarly, to check whether 01 or 10 is in $L_{\text{emb}}(G_{uv}, \mathcal{E}_{uv})$, we add a path of length two between u, v into the outer face of \mathcal{E}_{uv} . Let w be the middle vertex of this path. If afterwards u and/or v have degree 2, we replace them with degree-3 vertices using the gadget from Figure 9(h). Call the obtained planar graph G_{uv}^+ .

We claim that $\{01, 10\} \cap L_{\text{emb}}(G_{uv}, \mathcal{E}_{uv}) \neq \emptyset$ if and only if G_{uv}^+ has a 2-connected 3-augmentation extending its planar embedding.

If such a 3-augmentation exists, then removing edges uw and vw (and possibly undoing the replacements of u, v) yields an inner augmentation H_{uv} of G_{uv} where w is the only degree-1 vertex (and in the outer face of H_{uv}). It follows that H_{uv} has label 01 or 10.

For the other direction, assume that 01 or 10 is in $L_{\text{emb}}(G_{uv}, \mathcal{E}_{uv})$. Then there is an inner augmentation H_{uv} of G_{uv} with label 01 or 10. In particular there is a degree-1 vertex w in the outer face of H_{uv} . Now add edges uw and vw , and replace each of u, v that has degree 2 by the gadget from Figure 9(h). This yields a 2-connected 3-augmentation of G_{uv}^+ .

- Lastly, to check whether $11 \in L_{\text{emb}}(G_{uv}, \mathcal{E}_{uv})$, we build a graph G_{uv}^+ by taking the uv -graph from Figure 9(d), embedding it into the outer face of \mathcal{E}_{uv} and identifying the respective u and v vertices. If afterwards u, v have degree 2, we replace them by degree-3 vertices using the gadget from Figure 9(h). Let ℓ, r be the two degree-2 vertices as shown in Figure 9(d). Again, we claim that $11 \in L_{\text{emb}}(G_{uv}, \mathcal{E}_{uv})$ if and only if G_{uv}^+ has a 2-connected 3-augmentation extending its embedding.

If such a 3-augmentation exists, removing all vertices from the uv -graph in Figure 9(d) except for u, v, ℓ, r (and possibly undoing the replacements of u, v) yields an inner

augmentation H_{uv} with label 11 (because there are two degree-1 vertices and a uv -edge in the outer face of the embedding of H_{uv} would separate them into different faces).

To construct a 2-connected 3-augmentation from an inner augmentation H_{uv} of G_{uv} with label 11, consider a hypothetical uv -edge separating the two degree-1 vertices of H_{uv} into different faces. Add the graph from Figure 9(d) as above in the embedding of H_{uv} where the uv -edge would have been. Then identify the two degree-1 vertices with ℓ and r in a non-crossing way. This yields a 3-augmentation of G_{uv} after possibly replacing u and/or v by the gadget from Figure 9(h), as in the previous cases.

In all three cases, the existence of a 2-connected 3-augmentation of G_{uv}^+ can be checked using Corollary 4.4. As only a constant number of vertices and edges were added to G_{uv} this check takes time in $\mathcal{O}(n^2)$. ◀

We remark that in the proof of Lemma 4.9 for each label **ab** we actually added the gadget for the embedded label set $\{\mathbf{ab}\}$ between vertices u, v . Thus, these three gadgets serve a twofold role in our algorithm.

Algorithm for Variable Embedding. In order to decide whether a given 2-connected planar graph G admits some planar embedding which admits a 2-connected 3-augmentation, we use the SPQR-tree T of G . Rooting T at some Q-vertex ρ , the pertinent graph $\text{pert}(\mu)$ of a vertex μ in T is a subgraph of G . Moreover, if $u_\mu v_\mu$ is the virtual edge in $\text{skel}(\mu)$ associated to the parent edge of μ , then $\text{pert}(\mu)$ is a uv -graph (with u_μ, v_μ taking the roles of u, v in the uv -graph). Now the variable label set $L_{\text{var}}(\text{pert}(\mu))$ is a constant-size representation of all possible labels that any possible embedding of an inner augmentation of $\text{pert}(\mu)$ can have (having u_μ and v_μ on its outer face). The remainder of this section describes how the variable label sets of all vertices in the SPQR-tree can be computed by a bottom-up dynamic program. Here we need to distinguish whether we consider an S- a P- or an R-vertex of the SPQR-tree.

► **Lemma 4.10.** *Let μ be an S-vertex of the SPQR-tree with children μ_1, \dots, μ_k , such that each variable label set $L_{\text{var}}(\text{pert}(\mu_i))$, $i = 1, \dots, k$, is non-empty and known. Then the variable label set $L_{\text{var}}(\text{pert}(\mu))$ can be computed in time $\mathcal{O}(\|\text{skel}(\mu)\|^2)$.*

Proof. Let uv be the virtual edge associated to the parent edge of μ . Further, let $u_i v_i$ be the virtual edge associated to the tree edge $\mu \mu_i$, $i = 1, \dots, k$.

First, we remove the edge uv in $\text{skel}(\mu)$ to obtain once again a uv -graph G_{uv} . As G_{uv} is a path, its planar embedding is unique. Replace each virtual edge $u_i v_i$ by the gadget Y with embedding \mathcal{E}_Y from Lemma 4.8 that realizes the embedded label set $L_{\text{emb}}(Y, \mathcal{E}_Y) = L_{\text{var}}(\text{pert}(\mu_i))$. Call the obtained graph G_μ . Second, we consider the vertices in G_μ that belong to $\text{skel}(\mu)$ (i.e., those that have not been introduced by some gadget). Each $w \in \text{skel}(\mu)$ has degree 2 in $\text{skel}(\mu)$. If $\deg_G(w) = 3$ or if w is one of u, v , then we replace w by the gadget shown in Figure 9(h) to replace each such degree-2 vertex by four degree-3 vertices. This is necessary because if $\deg_G(w) = 3$ in G , we may not add in an augmentation additional edges to w at any time. Additionally, if $w \in \{u, v\}$, then we consider possible new edges at vertex w further upwards in the SPQR-tree and not here.

By a slight abuse of notation, we still call the obtained graph G_μ and its planar embedding as constructed \mathcal{E}_μ . As before, we have that $L_{\text{var}}(\text{pert}(\mu)) = L_{\text{emb}}(G_\mu, \mathcal{E}_\mu)$. As every gadget has constant size, we have $\|G_\mu\| \in \mathcal{O}(\|\text{skel}(\mu)\|)$. By Lemma 4.9, we can compute $L_{\text{emb}}(G_\mu, \mathcal{E}_\mu)$ in time $\mathcal{O}(\|\text{skel}(\mu)\|^2)$. ◀

► **Lemma 4.11.** *Let μ be a P -vertex of the SPQR-tree with children μ_1, \dots, μ_k , such that each variable label set $L_{\text{var}}(\text{pert}(\mu_i))$, $i = 1, \dots, k$, is non-empty and known. Then the variable label set $L_{\text{var}}(\text{pert}(\mu))$ can be computed in time $\mathcal{O}(1)$.*

Proof. By definition, $\text{skel}(\mu)$ consists of two vertices and at least three parallel edges. Since $\Delta(G) \leq 3$, we have that $\text{skel}(\mu)$ contains exactly three parallel edges. To be able to distinguish between these three edges, we write uv for the virtual edge associated to the parent edge of μ , and u_1v_1, u_2v_2 for the virtual edges associated to the tree edges $\mu\mu_1, \mu\mu_2$.

As in (the proofs of) Lemmas 4.10 and 4.12, we fix a planar embedding of $\text{skel}(\mu)$ with edge uv on the outer face and then remove edge uv to obtain a uv -graph G_{uv} . The planar embedding of G_{uv} is again unique. (We can again ignore the flipped embedding, as variable label sets are symmetric.)

For both children μ_i the variable label sets $L_{\text{var}}(\text{pert}(\mu_i))$ are non-empty and known. We replace $u_i v_i$, $i = 1, 2$, in G_{uv} by the gadget Y with embedding \mathcal{E}_Y from Lemma 4.8 that realizes the embedded label set $L_{\text{emb}}(Y, \mathcal{E}_Y) = L_{\text{var}}(\text{pert}(\mu_i))$. We call the obtained graph G_μ and \mathcal{E}_μ its planar embedding as constructed.

As above, we have $L_{\text{var}}(\text{pert}(\mu)) = L_{\text{emb}}(G_\mu, \mathcal{E}_\mu)$ because the embedded label set of each gadget equals the variable label set of the pertinent graph replaced by it. Thus, we can again use Lemma 4.9 to compute $L_{\text{emb}}(G_\mu, \mathcal{E}_\mu)$ and therefore also $L_{\text{var}}(\text{pert}(\mu))$. This takes constant time, because $\text{skel}(\mu)$ and each gadget has constant size. ◀

► **Lemma 4.12.** *Let μ be an R -vertex of the SPQR-tree with children μ_1, \dots, μ_k , such that each variable label set $L_{\text{var}}(\text{pert}(\mu_i))$, $i = 1, \dots, k$, is non-empty and known. Then the variable label set $L_{\text{var}}(\text{pert}(\mu))$ can be computed in time $\mathcal{O}(\|\text{skel}(\mu)\|^2)$.*

Proof. As μ is an R -vertex, its skeleton $\text{skel}(\mu)$ is 3-connected. So by Whitney's Theorem [33] $\text{skel}(\mu)$ has a unique planar embedding up to flipping and the choice of the outer face. Let uv be the virtual edge in $\text{skel}(\mu)$ associated to the parent edge of μ . We choose an arbitrary planar embedding of $\text{skel}(\mu)$ with uv on the outer face and then remove the edge between u and v to obtain a uv -graph G_{uv} . Note that the induced planar embedding of G_{uv} is now unique (apart from its flipped embedding, which we can ignore because variable label sets are symmetric).

For each virtual edge $u_i v_i$, $i = 1, \dots, k$, associated to a tree edge $\mu\mu_i$ we know the label set $L_{\text{var}}(\text{pert}(\mu_i))$. Replace the virtual edge $u_i v_i$ in G_{uv} by the gadget Y with embedding \mathcal{E}_Y from Lemma 4.8 with $L_{\text{emb}}(Y, \mathcal{E}_Y) = L_{\text{var}}(\text{pert}(\mu_i))$. Let G_μ be the obtained graph and \mathcal{E}_μ its planar embedding as constructed above.

Because the embedded label set of a gadget Y with fixed embedding \mathcal{E}_Y equals the variable label set of the corresponding subgraph $\text{pert}(\mu_i)$, it follows that $L_{\text{var}}(\text{pert}(\mu)) = L_{\text{emb}}(G_\mu, \mathcal{E}_\mu)$. This equivalent reformulation of the variable label set of $\text{pert}(\mu)$ as the embedded label set of G_μ is the key insight. Each gadget has constant size, so $\|G_\mu\| \in \mathcal{O}(\|\text{skel}(\mu)\|)$. Thus we can compute $L_{\text{emb}}(G_\mu, \mathcal{E}_\mu)$ in time $\mathcal{O}(\|\text{skel}(\mu)\|^2)$ using Lemma 4.9. ◀

Lemmas 4.10–4.12 compute the variable label set of an inner vertex of the SPQR-tree, requiring that the variable label sets of its children are non-empty. If this condition is not satisfied, i.e., at least one vertex μ has $L_{\text{var}}(\text{pert}(\mu)) = \emptyset$, then the following lemma applies:

► **Lemma 4.13.** *If $L_{\text{var}}(\text{pert}(\mu)) = \emptyset$ for some vertex μ of the SPQR-tree T of G , then G has no 2-connected 3-augmentation.*

Proof. Assuming that G has a 2-connected 3-augmentation H , we shall show that we have $L_{\text{var}}(\text{pert}(\mu)) \neq \emptyset$ for every vertex μ of T . If μ is the root, let u, v be the two unique vertices

in $\text{skel}(\mu)$ (because $\mu = \rho$ is a Q-vertex). If μ is not the root, let u, v be the endpoints of the virtual edge associated to the parent edge of μ .

By the definition of labels, $L_{\text{var}}(\text{pert}(\mu)) \neq \emptyset$ if there is some inner augmentation of $\text{pert}(\mu)$ for at least one of its planar embeddings with u, v on its outer face. But the 2-connected 3-augmentation H of G induces an inner augmentation of $\text{pert}(\mu)$ as follows: Let \mathcal{E}_H be a planar embedding of H with outer edge e_ρ and \mathcal{E}_G its restriction to G . Recall that then u, v are outer vertices of $\text{pert}(\mu)$ in \mathcal{E}_G . Consider the embedded subgraph of H consisting of $\text{pert}(\mu)$ and all vertices and edges of H inside inner faces of $\text{pert}(\mu)$ in \mathcal{E}_G . For each vertex $w \neq u, v$ on the outer face of $\text{pert}(\mu)$ in \mathcal{E}_G incident to an edge of H in the outer face of $\text{pert}(\mu)$, we add a new pendant edge at w into the outer face of $\text{pert}(\mu)$ in \mathcal{E}_G . The resulting graph is an inner augmentation of $\text{pert}(\mu)$ and hence $L_{\text{var}}(\text{pert}(\mu)) \neq \emptyset$. ◀

Now that we considered S-, P- and R-vertices, we are finally set up to prove Proposition 4.5. There we claim that we can decide in polynomial time whether a 2-connected planar graph G with $\Delta(G) \leq 3$ has a 2-connected 3-augmentation.

Proof of Proposition 4.5. As mentioned above, we use bottom-up dynamic programming on the SPQR-tree T of G rooted at an arbitrary Q-vertex ρ corresponding to an edge e_ρ in G .

The base cases are the leaves of T , all of which are Q-vertices. The variable label set of a leaf μ is $L_{\text{var}}(\text{pert}(\mu)) = \{00\}$: $\text{pert}(\mu)$ is just a single edge and the only inner augmentation of $\text{pert}(\mu)$ is $\text{pert}(\mu)$ itself, and as such has label 00.

Now let μ be an inner vertex of T and thus be either an S-, a P- or an R-vertex. All its children μ_1, \dots, μ_k have already been processed and their variable label sets $L_{\text{var}}(\text{pert}(\mu_i))$ are known. Then the variable label set $L_{\text{var}}(\text{pert}(\mu))$ can be computed in time $\mathcal{O}(\|\text{skel}(\mu)\|^2)$ (which is actually $\mathcal{O}(1)$ in case of a P-vertex) by Lemmas 4.10–4.12. To apply these lemmas, we need to guarantee that the variable label sets $L_{\text{var}}(\text{pert}(\mu_i))$ of the children are non-empty. If this is not the case, then by Lemma 4.13 graph G has no 2-connected 3-augmentation and we can stop immediately.

It remains to consider the root ρ of the SPQR-tree. Recall that $\text{pert}(\rho) = G$. Following the setup of Lemma 4.7, let x, y be the two unique vertices of $\text{skel}(\rho)$ and xy be the unique non-virtual edge, i.e., the edge $e_\rho = xy$ of G . Let G_{uv} be the uv -graph obtained from $G = \text{pert}(\rho)$ by deleting $e_\rho = xy$ and adding two new pendant edges ux, vy . Note that x and y have the same degree in G_{uv} as in G . By Lemma 4.7, G has a 2-connected 3-augmentation if and only if $00 \in L_{\text{var}}(G_{uv})$.

To check whether $00 \in L_{\text{var}}(G_{uv})$, let μ be the unique child of ρ . Thus we have $\text{pert}(\mu) = G - e_\rho$. We have already computed $L_{\text{var}}(\text{pert}(\mu))$ and can assume by Lemma 4.13 that it is non-empty. Consider the gadget Y with embedding \mathcal{E}_Y from Lemma 4.8 such that $L_{\text{emb}}(Y, \mathcal{E}_Y) = L_{\text{var}}(\text{pert}(\mu))$. Let u' and v' denote the two degree-1 vertices in Y . If both x and y have degree 3 in G (hence also in G_{uv}), then $L_{\text{var}}(G_{uv}) = L_{\text{var}}(\text{pert}(\mu)) = L_{\text{emb}}(Y, \mathcal{E}_Y)$ and we already know whether or not 00 is contained in these label sets.

If x has degree 2 in G (hence also degree 2 in G_{uv} , while degree 1 in $\text{pert}(\mu)$), then x receives a new edge in inner augmentations of G_{uv} but not in inner augmentations of $\text{pert}(\mu)$. For Y to model $L_{\text{var}}(G_{uv})$ instead of $L_{\text{var}}(\text{pert}(\mu))$, we subdivide in Y the edge at u' by a new vertex x' . Similarly, if y has degree 2 in G , we subdivide in Y the edge at v' . For the resulting graph Y' with embedding $\mathcal{E}_{Y'}$ it follows that $L_{\text{var}}(G_{uv}) = L_{\text{emb}}(Y', \mathcal{E}_{Y'})$ and we can check whether 00 is contained in these label sets by calling Lemma 4.9 on Y' with embedding $\mathcal{E}_{Y'}$. This takes constant time, as Y' has constant size.

The overall runtime is the time needed to construct the SPQR-tree plus the time spent processing each of its vertices. Gutwenger and Mutzel [18] show how to construct the SPQR-tree in time $\mathcal{O}(n)$. The time for the dynamic program traversing the SPQR-tree T is

$$\mathcal{O}\left(\sum_{\mu \in V(T)} \|\text{skel}(\mu)\|^2\right) \subseteq \mathcal{O}\left(\left(\sum_{\mu \in V(T)} \|\text{skel}(\mu)\|\right)^2\right) \subseteq \mathcal{O}(n^2),$$

where the first step uses that for a set of positive integers the sum of their squares is at most the square of their sum, and the second step uses that the SPQR-tree has linear size. \blacktriangleleft

5 Connected 3-Augmentations for a Fixed Embedding

In this section, we find connected 3-augmentations for arbitrary (and possibly disconnected) input graphs. Refer to the second column of the table in Figure 1. For the variable embedding setting, the problem can be solved in linear time, see Proposition 4.1. We now present a quadratic-time algorithm for the fixed embedding setting. By Observation 1.3, this is equivalent to deciding whether a given embedding can be extended to a subcubic planar connected graph.

► **Lemma 5.1.** *Let G be a planar subcubic graph with an embedding \mathcal{E} and $\Delta(G) \leq 3$. Let n be the number of vertices in G . Then we can compute, in time $\mathcal{O}(n^2)$, a connected subcubic planar supergraph H of G extending \mathcal{E} , or conclude that none exists.*

We remark that the proof of Lemma 5.1 is essentially a simpler version of the proof of Lemma 3.3. Yet, as we now only need to find a *subcubic* planar connected supergraph, we do not need to assign exactly $3 - \deg_G(x)$ new edges to a vertex x of degree less than 3. In fact, such a vertex can be incident to any number of new edges, ranging from 0 to $3 - \deg_G(x)$. The same replacement rules as in Lemma 3.2 could be applied in order to reduce the problem to a input graph G with $\delta(G) \geq 2$. However, this will not be necessary as we can handle in this section vertices of degree 0 and 1 in the same way as vertices of degree 2.

Proof. Using the same ideas as in the proof of Lemma 3.3, we reduce the problem of finding a connected supergraph which extends \mathcal{E} , to an instance of the GENERALIZED FACTOR problem A which fulfills the necessary condition to apply an $\mathcal{O}(n^2)$ -time algorithm by Sebő, see Theorem 2.2.

We construct the supergraph H of G by adding vertices and edges to some faces of \mathcal{E} . Thus, the obtained embedding of H extends \mathcal{E} .

In order to obtain a connected supergraph, faces of \mathcal{E} which are incident to at least two connected components *must* contain new edges (and possibly vertices). We call the set of these the *component-connecting faces* F_{comp} .

For a component-connecting face $f \in F_{\text{comp}}$, we denote by G_f the subgraph of G on the vertices and edges incident to f (using the same notation as in the proof of Lemma 3.3).

The GENERALIZED FACTOR instance A is a bipartite graph with bipartition classes \mathcal{V} and \mathcal{F} . Here, $\mathcal{V} := \{v \in V \mid \deg_G(v) \leq 2\}$ contains all vertices of G that have degree less than 3 (and hence require new edges). Vertices in \mathcal{F} represent component-connecting faces of \mathcal{E} . For each component-connecting face $f \in F_{\text{comp}}$, we add all components of G_f as vertices to \mathcal{F} . (If there are two faces f, g in \mathcal{E} such that G_f and G_g contain two components corresponding to the same subgraph of G , then \mathcal{F} contains two such vertices: one corresponding to the component of G_f , and another to the component of G_g .)

Each $c \in \mathcal{F}$ corresponds to a component of G_f for some face of \mathcal{E} . In the graph A , c is incident to all $v \in \mathcal{V}$ which are incident to the component c in \mathcal{E} . It remains to assign a set $B(x) \subseteq \{0, 1, \dots, \deg_A(x)\}$ of possible degrees to each vertex $x \in \mathcal{V} \cup \mathcal{F}$:

$$B(x) := \begin{cases} \{k \in \mathbb{N}_0 \mid k \leq \min(3 - \deg_G(x), \deg_A(x))\}, & \text{if } x \in \mathcal{V} \\ \{1, 2, 3, \dots, \deg_A(x)\}, & \text{if } x \in \mathcal{F}, \end{cases}$$

i.e., each vertex $x \in \mathcal{V}$ can be incident to up to $3 - \deg_G(x)$ edges, and each $c \in \mathcal{F}$ is incident to at least one edge in any B -factor.

Observe that the order and size of A are linear in n : Every vertex $u \in \mathcal{V}$ is incident to at most two faces of \mathcal{E} as $\deg_G(u) \leq 2$. Since u belongs to at most one component of G_f for each component-connecting face f , we obtain $|\mathcal{F}| \leq 2n$ and $\deg_A(v) \leq 2$ for every $v \in \mathcal{V}$. In particular, it follows that $|E(A)| \leq 2n$. Note that A can be computed in linear time.

Using a similar argument as in Lemma 3.3, we observe that A admits a B -factor if and only if G has a connected subcubic planar supergraph H extending \mathcal{E} .

Recall that $\deg_A(v) \leq 2$ for all $v \in \mathcal{V}$. For $v \in \mathcal{V}$ with $\deg_G(v) = 2$ and $\deg_A(v) = 2$, we have $B(v) = \{0, 1\}$. The set $B(v)$ then excludes exactly one possible degree. In fact, this is the only case when $B(x)$ does not include all possible degrees for a vertex $x \in \mathcal{V} \cup \mathcal{F}$. We can therefore apply the algorithm by Sebő (see Theorem 2.2) and compute a B -factor of A in time $\mathcal{O}(n^2)$. \blacktriangleleft

► **Remark 5.2.** The GENERALIZED FACTOR instance we constructed in the proof above can be reduced to an instance of MAXIMUM FLOW. In theory⁴, this achieves a better, namely almost-linear [6], runtime. The graph of the flow instance is obtained by adding two vertices s and t (namely the source and sink) and connecting s to all vertices in \mathcal{V} and t to all vertices in \mathcal{F} . Edges incident to s are outgoing, edges incident to t are incoming. Edges between \mathcal{V} and \mathcal{F} are oriented from \mathcal{V} to \mathcal{F} . The edge capacities of edges sx with $x \in \mathcal{V}$ encode the sets $B(x) = \{0, 1, 2, \dots, 3 - \deg_G(x)\}$. This is achieved by setting the edge capacity to $3 - \deg_G(x)$. All other edges have a capacity of 1. It can be easily verified that the obtained graph admits an s - t -flow of value at least $|\mathcal{F}|$ if and only if A admits a B -factor.


6 NP-Hardness for 3-Connected 3-Augmentations

In this section, we prove that deciding whether a given planar graph G admits a 3-connected 3-augmentation is NP-complete. In particular, we show that the problem remains NP-complete when restricted to connected graphs G . This implies the NPC-results represented in the fourth column of the table in Figure 1, corresponding to Statement 5 of Theorem 1.2.

We reduce from the NP-complete problem PLANAR-MONOTONE-3SAT [10]. In intermediate steps of the proof, we obtain graphs with vertices of degree greater than 3. As we are interested in 3-connected 3-augmentations, we need a transformation that replaces such a vertex by a small gadget in order to obtain a maximum degree of at most 3 while preserving 3-connectivity. This is realized by *wheel-extensions*. Consider a cycle C_ℓ of length $\ell \geq 3$ and a path P_2 . We denote by $C_\ell \square P_2$ their product. For an integer $\ell \geq 3$, let W_ℓ be the graph obtained from $C_\ell \square P_2$ by subdividing each edge in one cycle C_ℓ exactly once. See Figure 10(a) for an illustration. Consider a planar graph G with an embedding \mathcal{E} , and a vertex $v \in V(G)$ with $\deg_G(v) = \ell \geq 3$. A *wheel-extension at v* is the graph and embedding

⁴ The algorithm in [6] is randomized and not practical. Our combinatorial, but asymptotically slower, algorithm is preferable here.

obtained by replacing v with W_ℓ , and by attaching v 's incident edges to the subdivision vertices of W_ℓ in a one-to-one non-crossing way. See Figure 10(b).



■ **Figure 10** (a) The graph W_5 obtained from $C_5 \square P_2$ through subdivision. (b) A Wheel-extension.

► **Observation 6.1.** *Let G be a graph (possibly with multi-edges, but no loops), let $v \in V(G)$ be a vertex with $\deg_G(v) \geq 3$, and let G' be obtained from G by a wheel-extension at v . Then $\theta(G') \geq \min\{\theta(G), 3\}$.*

Proof. If $\theta(G') \leq 2$ (otherwise there is nothing to show), let S be an edge-cut of size $\theta(G') \leq 2$ in G' . As S is minimal, S does not consist of the two edges at a subdivision vertex of W_ℓ . Thus, as $C_\ell \square P_2$ is 3-connected, it follows that $S \cap E(W_\ell) = \emptyset$. But then, S is also an edge-cut in G and hence $\theta(G) \leq |S| = \theta(G')$, as desired. ◀

Recall that an embedding of any 3-connected 3-augmentation H induces an embedding \mathcal{E} of G . For convenience, we call such a pair (H, \mathcal{E}) a *solution* for G . Let us also define a (≤ 2) -subdivision of a graph R to be the result of subdividing each edge in R with up to two vertices. Note that, if R is 2-connected, then so is every (≤ 2) -subdivision of R .

► **Lemma 6.2.** *Let G be a graph obtained from a (≤ 2) -subdivision R_2 of a 3-connected planar graph R by attaching a degree-1 vertex to each subdivision vertex. Then G admits a solution (H, \mathcal{E}) if and only if no face of \mathcal{E} has exactly one or two incident degree-1 vertices.*

Proof. First, assume that (H, \mathcal{E}) is a solution for G . Assume for the sake of contradiction that f is a face of \mathcal{E} incident to a set S of exactly one or two degree-1 vertices of G . As H is 3-regular, each vertex in S is incident to two new edges in f . But then, S forms a vertex-cut of cardinality at most 2 in H ; a contradiction to H being 3-connected.

For the other direction, let \mathcal{E} be an embedding of G in which no face has exactly one or two incident degree-1 vertices. Our task is to find a solution (H, \mathcal{E}) for G , i.e., to insert new vertices and new edges into the faces of \mathcal{E} to obtain a 3-connected 3-regular planar graph H .

To this end, consider any face f of \mathcal{E} . If f has no incident degree-1 vertices of G , we insert nothing in f . Otherwise, f has at least $\ell \geq 3$ incident degree-1 vertices, and we identify all these vertices into one vertex v_f of degree ℓ . Let H_1 be the planar graph we obtain by doing this for all faces of \mathcal{E} . Clearly, H_1 is planar, $\delta(H_1) \geq 3$, and $R_2 \subset H_1$.

We claim that H_1 is 3-edge-connected, i.e., $\theta(H_1) \geq 3$. First, H_1 is connected, as R_2 is connected. It remains to show that the plane dual H_1^* of H_1 has no loops (i.e., H_1 has no bridges) and no pairs of parallel edges (i.e., H_1 has no 2-edge-cuts). For this, consider any edge e^* of H_1^* and its primal edge e of H_1 . If $e \notin E(R_2)$, then e is incident to a vertex v_f of degree $\ell \geq 3$ in a face f of \mathcal{E} . In this case e^* is neither a loop nor has a parallel edge in H_1^* .

If $e \in E(R_2)$, then e^* is not a loop, since R_2 is 2-connected. It remains to rule out that two edges $e_1, e_2 \in E(R_2)$ form a 2-edge-cut, i.e., their dual edges e_1^*, e_2^* in H_1^* are parallel. Let f, f' be the two faces of \mathcal{E} incident to e_1 and e_2 . As R is 3-connected, e_1 and e_2 both originate from the subdivision(s) of the same edge e_R of R . Consider a subdivision vertex of R_2 between e_1 and e_2 . Let v be its new neighbor in H_1 ; say $v = v_f$ for face f . Then v_f has at least two further neighbors, at least one of which is not a subdivision vertex of e_R ,

because e_R is subdivided at most twice. But then in the dual H_1^* , the edges e_1^* and e_2^* are incident to different vertices inside f ; hence are not parallel.

Finally, we apply a wheel-extension to every vertex v_f , resulting in a planar 3-regular graph H . Further, H contains G as a subgraph and Observation 6.1 yields $\theta(H) \geq \min(\theta(H_1), 3) = 3$. In other words, H is the desired 3-connected 3-augmentation of G . ◀

By Lemma 6.2, any graph G as described in the lemma admits a 3-connected 3-augmentation if and only if it admits an embedding \mathcal{E} with no face incident to exactly one or two degree-1 vertices. Testing such graphs for such embeddings, however, turns out to be NP-complete.

► **Theorem 6.3.** *Deciding whether a given graph is a subgraph of a 3-regular 3-connected planar graph is NP-complete.*

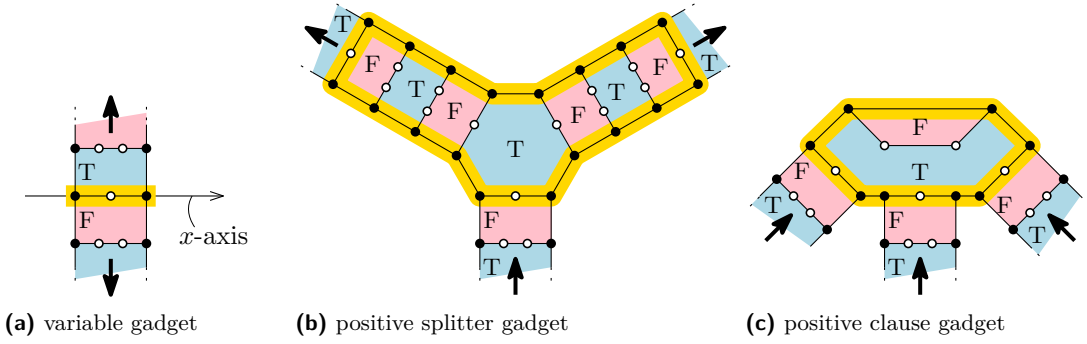
Proof. First, we show that the problem is in NP. Let G be a graph that admits a 3-connected 3-augmentation H . We need to show that G also admits a 3-connected 3-augmentation whose size is polynomial in the size of G . To this end, consider the subgraph N of H induced by all new vertices. In H , contract each connected component of N into a single vertex, keeping parallel edges but removing loops. The resulting graph H' is planar and 3-edge-connected, since so was H . Note in particular that the vertices we obtained by contraction have degree at least 3. Next, we apply a wheel-extension to each vertex obtained from the contractions that has degree larger than 3. By Observation 6.1, the resulting graph H'' is 3-regular and 3-edge-connected, hence also 3-connected; in particular, a 3-connected 3-augmentation of G . Moreover, each vertex in H'' has distance at most three to some vertex of G and the maximum degree is bounded by 3, and thus H'' has only $O(|V(G)|)$ many vertices. Thus, our decision problem is in NP.

To show NP-hardness, we reduce from PLANAR-MONOTONE-3SAT. An instance of PLANAR-MONOTONE-3SAT is a monotone 3SAT-formula Ψ together with its bipartite variable-clause incidence graph I_Ψ and a planar embedding \mathcal{E}_Ψ of I_Ψ . Each clause in Ψ contains either only positive literals (then the clause is called *positive*) or only negative literals (the clause is called *negative*). Moreover, Ψ and the given embedding \mathcal{E}_Ψ satisfy the following:

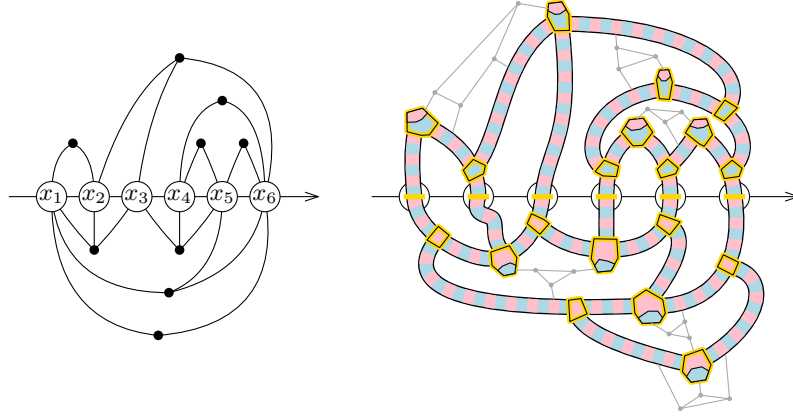
- Each variable lies on the x -axis and no edge crosses the x -axis.
- Positive clauses lie above the x -axis, negative clauses lie below the x -axis.
- Each clause has at most three literals.

It is known that PLANAR-MONOTONE-3SAT is NP-complete [10]. Note that the problem remains NP-hard if we assume that each clause contains exactly three literals and that each variable appears in at least one positive and at least one negative clause. The latter can be achieved by the following reduction rule: Any variable that appears only in positive (negative) form can be set to TRUE (FALSE).

Next, we construct a planar graph G_Ψ that admits a 3-connected 3-augmentation if and only if there exists a truth assignment of the variables in Ψ satisfying all clauses. The graph G_Ψ is obtained from the embedding \mathcal{E}_Ψ of I_Ψ using the gadgets illustrated in Figure 11. In particular, we replace each variable by a copy of the variable gadget in Figure 11(a). As illustrated by the arrows in Figure 11, these gadgets form the starting point of one *upper* and one *lower corridor* for each variable. Each corridor consists of alternating red (standing for false) and blue (standing for true) faces. Above the x -axis, for each variable with k occurrences in positive clauses, we use $k - 1$ positive splitter gadgets, see Figure 11(b), to split its upper corridor into k upper corridors. Then we replace each positive clause by a copy of the positive clause gadget in Figure 11(c), which forms the end of one corridor for each



■ **Figure 11** Gadgets used in the NP-hardness reduction.

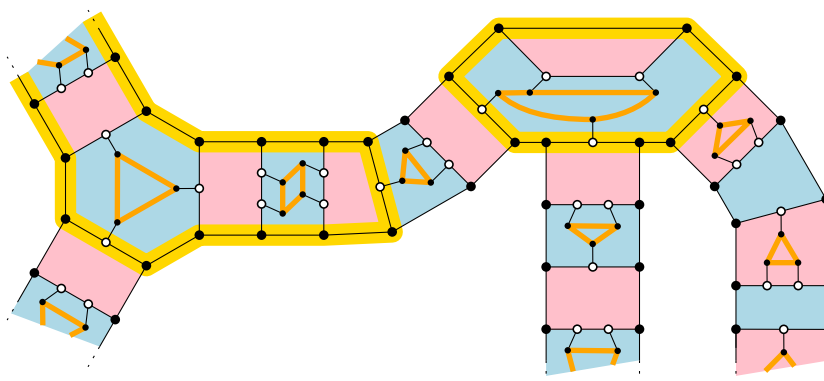


■ **Figure 12** Illustration of a PLANAR-MONOTONE-3SAT embedding \mathcal{E}_Ψ and a corresponding graph G_Ψ . Extra vertices and edges added for the 3-connectivity of R are shown in gray.

variable appearing in the clause. These corridors are routed without overlap and entirely above the x -axis by following the given embedding \mathcal{E}_Ψ of I_Ψ . We proceed symmetrically below the x -axis, with red and blue swapped, using otherwise isomorphic negative splitter gadgets and negative clause gadgets. See Figure 12 for a full example.

The resulting graph is a (≤ 2) -subdivision of a 3-regular planar graph R . We refer to the vertices of R as black vertices, and the subdivision vertices as white vertices. Each of the white (subdivision) vertices is incident to one red and one blue face, while each black vertex (of R) is incident to an *uncolored* (neither red nor blue) face. By adding additional vertices into uncolored faces and connecting these to incident edges, we modify R to obtain a 3-connected 3-regular planar graph R' which still has a (≤ 2) -subdivision R_2 including all gadgets and corridors. As R' is 3-connected, the plane embedding of R_2 is unique (up to the choice of the outer face). Finally, we attach a degree-1 vertex to each subdivision vertex, which completes the construction of G_Ψ . See Figure 13.

By Lemma 6.2, G_Ψ admits a 3-connected 3-augmentation if and only if G_Ψ admits an embedding \mathcal{E} in which no face has exactly one or two incident degree-1 vertices. Since the embedding of the subgraph R_2 of G_Ψ is fixed, such embedding \mathcal{E} exists if and only if for each subdivision vertex we can choose either the incident red or the incident blue face in such a way that no face is chosen exactly once or twice. Except for the two highlighted faces in the clause gadgets, any pair of neighboring red and blue faces has in total at most five subdivision vertices. Thus, for each variable either all blue faces in all corridors are



■ **Figure 13** Part of the graph G_Ψ together with a 3-connected 3-augmentation in orange. This corresponds to a clause with two true variables (left with a splitter gadget, and middle) and one false variable (right).

chosen, corresponding to the variable being set to true, or all red faces in all corridors are chosen, corresponding to the variable being set to false. In each positive clause gadget, the highlighted red face has only two incident subdivision vertices and hence cannot be chosen at all. Thus, the blue face of each positive clause gadget is chosen by two subdivision vertices, and thus must be chosen by at least one further subdivision vertex at the end of a variable corridor. This means that in each positive clause, at least one variable must be set to true. See again Figure 13 for an illustration. Symmetrically, at least one variable in each negative clause must be set to false, i.e., we have a satisfying truth assignment for Ψ . In the same way, we obtain from a satisfying truth assignment for Ψ a valid choice for each subdivision vertex, i.e., an embedding of G_Ψ as required by Lemma 6.2.

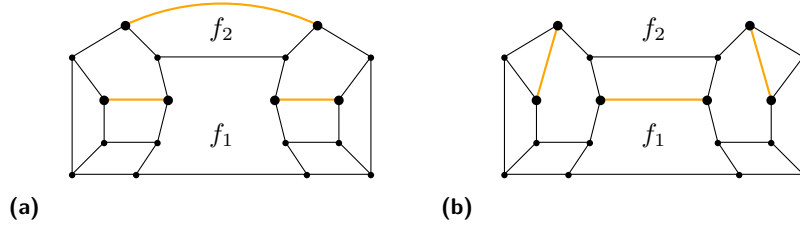
To summarize, we obtain a planar graph G_Ψ that admits a 3-connected 3-augmentation if and only if the PLANAR-MONOTONE-3SAT-formula Ψ is satisfiable. The size of G_Ψ is polynomial in the size of Ψ . ◀

► **Remark 6.4.** The (≤ 2) -subdivision in the above reduction behaves quite similar to G_Ψ . The only problem is that a face f may have been chosen by exactly *two* incident degree-2 vertices to contain their third (new) edge without creating a 2-edge-cut; namely, with a direct edge. Thus, the above reduction also yields NP-completeness of recognizing *induced* subgraphs of 3-connected 3-regular planar graphs, even for 2-connected inputs with a unique embedding.

7 Discussion and Open Problems

Consulting the table in Figure 1, our results show that for $k \leq 2$ finding k -connected 3-augmentations is possible in polynomial time, both in the variable and the fixed embedding setting. On the other hand, Theorem 6.3 shows that finding 3-connected 3-augmentations is NP-complete in the variable embedding setting, even if the input graph is connected. The case of a fixed embedding and/or a 2-connected input graph remains open. We suspect these cases for 3-connected 3-augmentations to be NP-complete as well. For one thing, the graphs in our reduction in Section 6 are “almost 2-connected” and have “almost a unique embedding”, as discussed in Remark 6.4.

Additionally, finding 3-connected 3-augmentations for fixed embedding seems to crucially require a coordination among the new edges, which cannot be modeled as a GENERALIZED



■ **Figure 14** Two 3-connected 3-augmentations of the same 2-connected graph with fixed embedding.

FACTOR problem with gaps of length 1. For example, if the input graph G is 2-connected (but not already 3-connected) with a fixed embedding, then there is an edge-cut of size 2. See Figure 14 for an illustration. To establish 3-connectivity in a 3-augmentation $H \supseteq G$, we must connect both sides of the cut through one of the two incident faces f_1, f_2 , requiring both sides to coordinate and agree on which of f_1, f_2 to choose.

Our work was motivated by the complexity of the 3-EDGE-COLORABILITY-problem. We showed how to test in polynomial time whether a planar graph G is a subgraph of some 2-connected cubic planar graph. This yields a polynomial-time algorithm to recognize subgraphs of bridgeless cubic planar graphs. Recall that such subgraphs admit proper 3-edge-colorings. (This follows from the Four-Color-Theorem [1, 2] and the work of Tait [29].) However, there are 3-edge-colorable planar graphs with no bridgeless 3-augmentation; $K_{2,3}$ is an easy example. For another class of examples, consider for instance any 3-connected 3-regular plane graph G (that is, the dual of a plane triangulation) and subdivide (with a new degree-2 vertex each) any set of at least two edges, where no two of these are incident to the same face of G (so their dual edges form a matching in the triangulation). The resulting graph G' has only one embedding (up to the choice of the outer face and flipping) and clearly no bridgeless 3-augmentation. On the other hand, Conjecture 7.1 below predicts that G' is 3-edge-colorable.

The computational complexity of the 3-EDGE-COLORABILITY-problem for planar graphs remains open, while it is known to be NP-complete already for 3-regular, but not necessarily planar, graphs [20]. One can easily show that a planar subcubic graph is 3-edge-colorable if and only if all of its blocks (inclusion-maximal 2-connected subgraphs) are 3-edge-colorable, i.e., 3-EDGE-COLORABILITY reduces to the 2-connected case. A simple counting argument shows that a 2-connected subcubic graph G with exactly one degree-2 vertex is not 3-edge-colorable (independent of whether G is planar or not). The following conjecture, attributed to Grötzsch by Seymour [28], states that in the case of planar graphs, this is the only obstruction.

► **Conjecture 7.1** (Grötzsch, cf. [28]). *If G is a 2-connected planar graph of maximum degree $\Delta(G) \leq 3$, then G is 3-edge-colorable, unless it has exactly one vertex of degree 2.*

Note that if Conjecture 7.1 is true, 3-EDGE-COLORABILITY would be in P, as its condition is easy to check in linear time. Thus a full answer to our initial question, Question 1.1, would most likely also resolve Conjecture 7.1.

Finally, let us also briefly discuss planar graphs of maximum degree larger than 3. Vizing conjectured in 1965 that all planar graphs of maximum degree $\Delta \geq 6$ are Δ -edge-colorable, proving it only for $\Delta \geq 8$ [32]. As of today, it is known that all planar graphs of maximum degree $\Delta \geq 7$ are Δ -edge-colorable [17, 26, 34], and optimal edge-colorings can be computed efficiently in these cases. The case $\Delta = 6$ is still open, while for $\Delta = 3, 4, 5$ there are planar

graphs of maximum degree Δ that are not Δ -edge-colorable [32], and at least for $\Delta = 4, 5$ the Δ -EDGE-COLORABILITY-problem is suspected to be NP-complete for planar graphs [7].

Generalizing Conjecture 7.1, Seymour’s Exact Conjecture [28] states that every planar graph G is $\lceil \eta'(G) \rceil$ -edge-colorable, where $\eta'(G)$ denotes the fractional chromatic index of G . It is worth noting that Seymour’s Exact Conjecture implies Vizing’s Conjecture, as well as the Four-Color-Theorem; see e.g., the survey [5].

References

- 1 Kenneth Appel and Wolfgang Haken. Every planar map is four colorable. Part I: Discharging. *Illinois Journal of Mathematics*, 21(3):429–490, 1977. doi:10.1215/ijm/1256049011.
- 2 Kenneth Appel and Wolfgang Haken. Every planar map is four colorable. Part II: Reducibility. *Illinois Journal of Mathematics*, 21(3):491–567, 1977. doi:10.1215/ijm/1256049012.
- 3 Sandeep N. Bhatt and Stavros S. Cosmadakis. The Complexity of Minimizing Wire Lengths in VLSI Layouts. *Information Processing Letters*, 25(4):263–267, 1987. doi:10.1016/0020-0190(87)90173-6.
- 4 Therese Biedl, Goos Kant, and Michael Kaufmann. On Triangulating Planar Graphs under the Four-Connectivity Constraint. *Algorithmica*, 19(4):427–446, 1997. doi:10.1007/PL00009182.
- 5 Yan Cao, Guantao Chen, Guangming Jing, Michael Stiebitz, and Bjarne Toft. Graph Edge Coloring: A Survey. *Graphs and Combinatorics*, 35(1):33–66, 2019. doi:10.1007/s00373-018-1986-5.
- 6 Li Chen, Rasmus Kyng, Yang P. Liu, Richard Peng, Maximilian Probst Gutenberg, and Sushant Sachdeva. Almost-linear-time algorithms for maximum flow and minimum-cost flow. *Commun. ACM*, 66(12):85–92, 2023. doi:10.1145/3610940.
- 7 Marek Chrobak and Takao Nishizeki. Improved Edge-Coloring Algorithms for Planar Graphs. *Journal of Algorithms*, 11(1):102–116, 1990. doi:10.1016/0196-6774(90)90032-A.
- 8 Richard Cole and Lukasz Kowalik. New Linear-Time Algorithms for Edge-Coloring Planar Graphs. *Algorithmica*, 50(3):351–368, 2008. doi:10.1007/s00453-007-9044-3.
- 9 Gérard Cornuéjols. General Factors of Graphs. *Journal of Combinatorial Theory, Series B*, 45(2):185–198, 1988. doi:10.1016/0095-8956(88)90068-8.
- 10 Mark de Berg and Amirali Khosravi. Optimal Binary Space Partitions in the Plane. In My T. Thai and Sartaj Sahni, editors, *Computing and Combinatorics (COCOON 2010)*, volume 6196 of *Lecture Notes in Computer Science*, pages 216–225, 2010. doi:10.1007/978-3-642-14031-0_25.
- 11 Hubert de Fraysseix and Patrice Ossona de Mendez. Regular Orientations, Arboricity, and Augmentation. In Roberto Tamassia and Ioannis G. Tollis, editors, *Graph Drawing (GD 1994)*, volume 894 of *Lecture Notes in Computer Science*, pages 111–118, 1994. doi:10.1007/3-540-58950-3_362.
- 12 Giuseppe Di Battista and Roberto Tamassia. On-Line Planarity Testing. *SIAM Journal on Computing*, 25(5):956–997, 1996. doi:10.1137/S0097539794280736.
- 13 Emilio Di Giacomo and Giuseppe Liotta. The Hamiltonian Augmentation Problem and Its Applications to Graph Drawing. In Md. Saidur Rahman and Satoshi Fujita, editors, *WALCOM: Algorithms and Computation (WALCOM 2010)*, volume 5942 of *Lecture Notes in Computer Science*, pages 35–46, 2010. doi:10.1007/978-3-642-11440-3_4.
- 14 Kapali P. Eswaran and R. Endre Tarjan. Augmentation Problems. *SIAM Journal on Computing*, 5(4):653–665, 1976. doi:10.1137/0205044.
- 15 Miriam Goetze, Paul Jungeblut, and Torste Ueckerdt. Efficient Recognition of Subgraphs of Planar Cubic Bridgeless Graphs. In Shiri Chechik, Gonzalo Navarro, Eva Rotenberg, and Grzegorz Herman, editors, *30th Annual European Symposium on Algorithms (ESA 2022)*, volume 244 of *Leibniz International Proceedings in Informatics (LIPIcs)*, pages 62:1–62:15, 2022. doi:10.4230/LIPIcs.ESA.2022.62.

- 16 Miriam Goetze, Paul Jungeblut, and Torsten Ueckerdt. Recognition Complexity of Subgraphs of 2- and 3-Connected Planar Cubic Graphs. In *Proceedings of the 40th European Workshop on Computational Geometry (EuroCG 2024)*, pages 40:1–40:8, 2024.
- 17 Stefan Grünewald. *Chromatic Index Critical Graphs and Multigraphs*. PhD thesis, Universität Bielefeld, 2000. URL: <https://pub.uni-bielefeld.de/record/2303675>.
- 18 Carsten Gutwenger and Petra Mutzel. A Linear Time Implementation of SPQR-Trees. In Joe Marks, editor, *Graph Drawing (GD 2000)*, volume 1984 of *Lecture Notes in Computer Science*, pages 77–90, 2001. doi:10.1007/3-540-44541-2_8.
- 19 Tanja Hartmann, Jonathan Rollin, and Ignaz Rutter. Regular augmentation of planar graphs. *Algorithmica*, 73(2):306–370, 2015. doi:10.1007/s00453-014-9922-4.
- 20 Ian Holyer. The NP-Completeness of Edge-Coloring. *SIAM Journal on Computing*, 10(4):718–720, 1981. doi:10.1137/0210055.
- 21 Goos Kant and Hans L. Bodlaender. Planar Graph Augmentation Problems. In Frank Dehne, Jörg-Rüdiger Sack, and Nicola Santoro, editors, *Algorithms and Data Structures (WADS 1991)*, volume 519 of *Lecture Notes in Computer Science*, pages 286–298, 1991. doi:10.1007/BFb0028270.
- 22 Goos Kant and Hans L. Bodlaender. Triangulating Planar Graphs While Minimizing the Maximum Degree. *Information and Computation*, 135(1):1–14, 1997. doi:10.1006/inco.1997.2635.
- 23 Jan Kratochvíl and Michal Vaner. A note on planar partial 3-trees. arXiv preprint, 2012. URL: <http://arxiv.org/abs/1210.8113>.
- 24 László Lovász. The Factorization of Graphs. II. *Acta Mathematica Academiae Scientiarum Hungarica*, 23(1–2):223–246, 1972. doi:10.1007/BF01889919.
- 25 Ignaz Rutter and Alexander Wolff. Augmenting the connectivity of planar and geometric graphs. *Journal of Graph Algorithms and Applications*, 16(2):599–628, 2012. doi:10.7155/jgaa.00275.
- 26 Daniel P. Sanders and Yue Zhao. Planar Graphs of Maximum Degree Seven are Class I. *Journal of Combinatorial Theory, Series B*, 83(2):201–212, 2001. doi:10.1006/jctb.2001.2047.
- 27 András Sebő. General Antifactors of Graphs. *Journal of Combinatorial Theory, Series B*, 58(2):174–184, 1993. doi:10.1006/jctb.1993.1035.
- 28 Paul D. Seymour. On Tutte’s Extension of the Four-Colour Problem. *Journal of Combinatorial Theory, Series B*, 31(1):82–94, 1981. doi:10.1016/S0095-8956(81)80013-5.
- 29 Peter G. Tait. 10. Remarks on the previous Communication. *Proceedings of the Royal Society of Edinburgh*, 10:729–731, 1880. doi:10.1017/S0370164600044643.
- 30 Robert E. Tarjan. Depth-First Search and Linear Graph Algorithms. *SIAM Journal on Computing*, 1(2):146–160, 1972. doi:10.1137/0201010.
- 31 Robert E. Tarjan. A Note on Finding the Bridges of a Graph. *Information Processing Letters*, 2(6):160–161, 1974. doi:10.1016/0020-0190(74)90003-9.
- 32 Vadim G. Vizing. Critical Graphs with Given Chromatic Class. *Akademiya Nauk SSSR. Sibirskoe Otdelenie. Institut Matematiki. Diskretnyĭ Analiz. Sbornik Trudov*, pages 9–17, 1965. In Russian.
- 33 Hassler Whitney. 2-Isomorphic Graphs. *American Journal of Mathematics*, 55(1):245–254, 1933. doi:10.2307/2371127.
- 34 Limin Zhang. Every Planar Graph with Maximum Degree 7 Is of Class 1. *Graphs and Combinatorics*, 16(4):467–495, 2000. doi:10.1007/s003730070009.