

# The jittering jets explosion mechanism (JJEM) in electron capture supernovae

NIKKI YAT NING WANG,<sup>1</sup> DMITRY SHISHKIN,<sup>1</sup> AND NOAM SOKER<sup>1</sup>

<sup>1</sup>*Department of Physics, Technion, Haifa, 3200003, Israel; nikki.wang.19@ucl.ac.uk; s.dmitry@campus.technion.ac.il; soker@physics.technion.ac.il*

(Dated: June 2023)

## ABSTRACT

We conduct one-dimensional stellar-evolution simulations of stars with zero age main sequence masses of  $M_{\text{ZAMS}} = 8.8 - 9.45 M_{\odot}$  towards core collapse by electron capture, and find that the convective zone of the pre-collapse core can supply the required stochastic angular momentum fluctuations to set a jet-driven electron capture supernova (ECSN) explosion in the frame of the jittering jets explosion mechanism (JJEM). By our criteria of minimum convective specific angular momentum and an accreted mass during jet-launching of  $M_{\text{acc}} \simeq 0.001 - 0.01 M_{\odot}$ , the layer in the convective zone that when accreted launches the exploding jittering jets resides in the helium-rich zone. This exploding layer is accreted at about a minute to a few hours, depending on the model, after core collapse occurs, much shorter than the time the exploding shock crosses the star. The final (gravitational) mass of the neutron star (NS) remnant is in the range of  $M_{\text{NS}} = 1.25 - 1.43 M_{\odot}$ . Our results add to the growing support of the JJEM as the main explosion mechanism of massive stars.

*Keywords:* Core-collapse supernovae; Stellar jets; Massive stars

## 1. INTRODUCTION

Stars with zero-age main sequence (ZAMS) mass of  $M_{\text{ZAMS}} \gtrsim 10 M_{\odot}$ , depending on metallicity, develop an iron (iron group elements) core of  $M_{\text{Fe}} \simeq 1.2 M_{\odot}$  and undergo (iron) core-collapse supernova (CCSN) with typical explosion energies of  $E_{\text{ex}} \approx 10^{51}$  erg and leave either a neutron star (NS) or a black hole (BH) remnant. These are termed FeCCSNe.

Stars in the intermediate mass range  $\Delta M_{\text{ECSN}}$  between those that leave a white dwarf remnant and those that undergo FeCCSN,  $8 M_{\odot} \lesssim M_{\text{ZAMS}} \lesssim 10 M_{\odot}$  where the limits depend on the initial metallicity (e.g., Doherty et al. 2015, 2017; Chanlaridis et al. 2022; Cinquegrana et al. 2023), are presumed to collapse as an electron capture supernova (ECSNe, e.g., Miyaji et al. 1980). The actual mass range for ECSNe is smaller than the above range, i.e.,  $\Delta M_{\text{ECSN}} < 1 M_{\odot}$ . ECSNe do not develop a massive iron core but rather explode when the main isotopes of their core are  $^{16}\text{O}$ ,  $^{20}\text{Ne}$ ,  $^{28}\text{Si}$ ,  $^{32}\text{S}$ , and some  $^{24}\text{Mg}$ ; iron group elements account for less than half of the core mass. The electron capture processes on  $^{24}\text{Mg}$  and then  $^{20}\text{Ne}$  disturb the hydrostatic equilibrium in the inner core and the core collapses to form a neutron star in an ECSNe (e.g., Miyaji et al. 1980; Nomoto 1984, 1987; Poelarends et al. 2008; Leung & Nomoto 2019;

Zha et al. 2019; Guo et al. 2024; Limongi et al. 2024). The typical explosion energy of ECSNe is expected to be  $E_{\text{ex}} \approx 10^{49} - 10^{50}$  erg and they leave an NS remnant. An example is probably the Crab Nebula with an explosion energy of  $E_{\text{ex}} \simeq 10^{50}$  erg (see analysis by Yang & Chevalier 2015).

We note that there are no unequivocal observational identifications of ECSNe. However, there are some candidates. One promising candidate is SN 2018zd (Hiramatsu et al. 2021), with an explosion energy of  $\simeq 2 \times 10^{50}$  erg. Hiramatsu et al. (2021) crudely estimate that 0.6-8.5% of all CCSNe are ECSNe, corresponding to a progenitor mass range of only  $\Delta M_{\text{ECSN}} \simeq 0.06 - 0.69 M_{\odot}$ .

In CCSNe (both FeCCSNe and ECSNe) the explosion energy comes from a small fraction of the gravitational energy that the collapsing core releases. There are two alternative mechanisms to channel a small fraction of the gravitational energy to explode the star, the delayed neutrino explosion mechanism and the jittering jets explosion mechanism (JJEM). The collapsing core forms a central proto-NS at nuclear densities that stops the collapse, i.e., the core bounce phase, and drives a shock wave that propagates out. In FeCCSNe the shock stalled at  $r \simeq 150$  km.

According to the delayed neutrino explosion mechanism, heating by neutrinos over a second to several seconds revives the shock, and the re-expanding shock explodes the star (Bethe & Wilson 1985, with hundreds of papers in the four decades since then, e.g., Heger et al. 2003; Janka 2012; Nordhaus et al. 2012; Gabay et al. 2015; Ertl et al. 2016; Müller et al. 2019; Bruenn et al. 2020; Bollig et al. 2021; Burrows et al. 2020; Stockinger et al. 2020a; Fujibayashi et al. 2021; Fryer et al. 2022; Nakamura et al. 2022; Olejak et al. 2022; Boccioli et al. 2023; Burrows et al. 2023).

In the JJEM (Soker 2010), on the other hand, jets that the newly born neutron star launches in stochastically varying directions, i.e., jittering jets, explode the star (e.g., Papish & Soker 2011, 2014; Gilkis & Soker 2014, 2015, 2016; Quataert et al. 2019; Soker 2019, 2020, 2023a,b; Shishkin & Soker 2021, 2022, 2023; Antoni & Quataert 2022, 2023). Neutrino heating does play a role in the JJEM by boosting the jet-driven explosion (Soker 2022). The intermittent accretion disks that launch the jittering jets are formed by the accreted gas onto the newly born NS that has (almost) stochastically varying angular momentum, both in magnitude and in direction. The initial source of the stochastic angular momentum is the stochastic motion of convective layers in the pre-collapse core that introduces seed angular momentum perturbations. The angular momentum fluctuations due to the random velocities of the convective cells are amplified by instabilities behind the stalled shock at  $r \lesssim 100$  km above the newly born NS. The spiral standing accretion shock instability (spiral SASI) is the dominant instability that we expect to amplify the seed angular momentum perturbations of the accreted convective layers (for the SASI see, e.g., Blondin & Mezzacappa 2007; Iwakami et al. 2014; Kuroda et al. 2014; Fernández 2015; Kazeroni et al. 2017; for spiral-SASI see, e.g., Andresen et al. 2019; Walk et al. 2020; Nagakura et al. 2020; Shibagaki et al. 2021).

To form an accretion disk around a NS the specific angular momentum of the accreted matter should be  $j_{\text{acc}} \gtrsim j_{\text{d,NS}} \simeq 2 \times 10^{16} \text{ cm}^2 \text{ s}^{-1}$  (e.g. Papish et al. 2015). Several convective cells contribute the material to the accreted gas at any given time. At a large fraction of the accretion process, according to the JJEM, the specific angular momentum after amplification by the spiral-SASI is sufficiently large to form a short-lived ( $\simeq 0.01 - 0.1$  s) accretion disk around the NS. We define the angular momentum parameter as

$$j(r) \equiv r v_{\text{conv}}, \quad (1)$$

where  $r$  is the radius of the layer in the pre-collapse core and  $v_{\text{conv}}$  is the convective velocity as the one-

dimensional stellar evolutionary code gives according to the mixing length theory (MLT). Therefore, the specific angular momentum of the gas formed by several cells will be smaller than  $j$ , which is the value of one convective cell. The amplification of the specific angular momentum fluctuations by the spiral-SASI ensures that, at sporadic periods, the specific angular momentum of the accreted gas is sufficiently large to form an accretion disk (or an accretion belt) around the NS. Therefore, for launching jittering jets, the value of  $j$  can be smaller than  $j_{\text{d,NS}}$ . We follow Shishkin & Soker (2022) and take the constraint to be  $j \gtrsim 0.1 - 0.25 j_{\text{d,NS}} \simeq 2 \times 10^{15} - 5 \times 10^{15} \text{ cm}^2 \text{ s}^{-1}$ . Earlier studies, in particular, Shishkin & Soker (2022), concluded that progenitors of FeCCSNe have sufficiently large angular momentum fluctuations, i.e.,  $j > 2 \times 10^{15} \text{ cm}^2 \text{ s}^{-1}$ , in their convective zones near silicon burning and/or oxygen burning to support the JJEM.

Motivated by recent conclusions that many CCSN remnants are shaped by jets with varying directions, most likely related to the jets that exploded the star in the JJEM (for a review see Soker 2024), we examine whether the pre-collapse convective layers in the outer core and above the core of progenitors of ECSNe can supply sufficiently large angular momentum fluctuations as the JJEM requires. In section 2 we describe our numerical setting and assumptions, and in sections 3 - 5 we describe the results for several stellar models. We summarize this study in section 6

## 2. NUMERICAL SCHEME

The simulations of the ECSN progenitors were conducted with the one-dimensional stellar evolution code MESA (Modules for Experiments in Stellar Astrophysics; version r23.05.1; Paxton et al. 2011, 2013, 2015, 2018, 2019; Jermyn et al. 2023). Several non-rotating models of ECSN progenitors are calculated with references to the initial mass and metallicity in Doherty et al. (2015) and Poelarends et al. (2008). Two models will be presented in detail and referred to as M88 and M91. Model M88 starts with an initial (zero-age main sequence; ZAMS), mass of  $M_{\text{ZAMS}} = 8.8 M_{\odot}$  and metallicity of  $z = 0.004$ , whereas model M91 starts with  $M_{\text{ZAMS}} = 9.1 M_{\odot}$  at  $z = 0.0086$ . The outcomes of other models will be summarized in a table.

We chose the masses and metallicities of the five models that we simulate because these are presumed to end as ECSNe (e.g., Poelarends et al. 2008; Jones et al. 2013; Doherty et al. 2015), specifically in the range between  $M_{\text{ZAMS}} = 9.45 M_{\odot}, z = 0.014$  and  $M_{\text{ZAMS}} = 8.8 M_{\odot}, z = 0.004$ . Based on these numbers, we extrapolated a linear mass-metallicity relationship that supposedly produces

ECSNe progenitors between these coordinates. The linear relationship between mass and metallicity of ECSNe can be inferred from [Doherty et al. 2015](#).

We use the ‘Dutch’ wind loss scheme (e.g., [Vink et al. 2001](#); [Nugis & Lamers 2000](#); [Glebbeek et al. 2009](#)) with a scaling factor of 1, the Skye equations-of-state ([Jermyn et al. 2021](#)), and the Type 2 OPAL opacity table ([Iglesias & Rogers 1996](#)).

The outcomes of the simulations of the final phases of the ECSN progenitors, just before collapse, sensitively depend on numerical parameters (e.g., [Chanlaridis et al. 2022](#); [Woosley & Heger 2015](#); [Doherty et al. 2015](#)). Altering some parameters, such as the convection and overshooting scheme can result in different stellar remnants. To present an ECSN model, we use a similar treatment to that by [Chanlaridis et al. \(2022\)](#) for convection and coulomb correction. This includes using the Ledoux criterion ([Heneyey et al. 1965](#)) with mixing length coefficient  $\alpha_{\text{MLT}} = 2$ , semi-convection coefficient  $\alpha_{\text{SC}} = 1$ , and thermohaline coefficient  $\alpha_{\text{thermo}} = 1$ . The MLT option here is selected to be TDC (time-dependent convection), which converges to the MLT described in [Cox & Giuli \(1968\)](#) in the long term ([Jermyn et al. 2023](#)). The change in energy caused by changing ion charges and changing electron chemical potential, namely ION\_COULOMB\_CORRECTIONS and ELECTRON\_COULOMB\_CORRECTIONS, are accounted for by numerical parameters depicted in [Potekhin et al. \(2009\)](#) and [Itoh et al. \(2002\)](#). During the later stages of evolution for all models, the star experiences thermal pulses. Therefore, a strict overshooting scheme is needed to avoid numerical difficulties (e.g., [Jones et al. 2013](#)). We chose to use an exponential overshooting scheme, as described in [Herwig \(2000\)](#), and the overshoot parameters to be  $f = 0.009$  and  $f_0 = 0.005$  in general;  $f = 0.007$  and  $f_0 = 0.005$  for convective region near metal burning shells - as recommended in [Jones et al. \(2013\)](#). Thus overshooting is  $0.004 \cdot H_p$  and  $0.002 \cdot H_p$ , with  $H_p$  being the pressure scale height, over the convective boundary of convection zones in general and metal burning convection zones, respectively.

We use a custom large nuclear network of 132 isotopes up to  $^{60}\text{Zn}$  (see Fig. 7 in Appendix) to account for weak reactions, namely, electron capture and Urca processes, that arise after the formation of the ONeMg core (e.g., [Jones et al. 2013](#); [Takahashi et al. 2013](#)). The weak rates for the atomic mass of  $A=20$  to  $A=28$  isotopes tabulated by [Suzuki et al. \(2016\)](#) are used to account for reactions relevant to high-density ONeMg cores.

The models go through an evolution in the super asymptotic giant branch phase, during which they experience thermal pulses and strong stellar winds that

cause numerical difficulties in the envelope. Therefore, in the later stages of evolution, we set the tau\_factor parameter to the higher value of tau\_factor = 15 (than the default photosphere edge value of tau\_factor = 1). We do this to negate the influence of the numerical difficulties on the progression of the simulation. While this may alter the properties of the outer envelope we are mostly interested in the region near the core.

### 3. THE $M_{\text{ZAMS}} = 8.8M_{\odot}$ MODEL (M88)

#### 3.1. General properties

We examine the properties of the convection layer in the outer parts of the core and above the core as close as we can get the simulation to electron-capture core collapse. We do not study the entire chain of events that lead to the collapse of the core which can be found in other studies (e.g., [Jones et al. 2013](#); [Woosley & Heger 2015](#); [Takahashi et al. 2013](#); [Nomoto 1987](#); [Miyaji et al. 1980](#); [Leung & Nomoto 2019](#); [Zha et al. 2019](#); [Limongi et al. 2024](#)). These, and other studies, find that in the late evolutionary stages of an ECSN progenitor close to collapse, processes driven by the weak nuclear force, such as the Urca processes and electron capture (mainly onto  $^{24}\text{Mg}$ ), remove energy from the center of the core. As a result, the core contracts, and oxygen and neon start to burn off-center, producing heavier elements, mainly  $^{28}\text{Si}$  and  $^{32}\text{S}$ . The O+Ne off-center burning can be described as a laminar flame propagating inwards (for treatments of laminar flames see, e.g., [Timmes & Swesty 2000](#); [Leung & Nomoto 2019](#); [Jones et al. 2013](#), 2016). As the deflagration flame approaches the center, it triggers further electron capture reactions (mainly onto  $^{20}\text{Ne}$ ) and induces collapse ([Takahashi et al. 2013](#); [Woosley & Heger 2015](#)). The burning can reach iron peak elements (e.g., [Leung & Nomoto 2019](#); [Takahashi et al. 2013](#)), but ECSNe explode before they develop a massive iron core. Note that during this process, the contraction of the core is in constant competition with oxygen or sometimes neon deflagration, which could lead to a thermonuclear runaway (e.g., [Miyaji et al. 1980](#); [Nomoto 1987](#); [Leung & Nomoto 2019](#)).

There have been ongoing discussions about whether the final fate of a star within the ECSNe mass range will collapse into a neutron star or undergo thermonuclear runaway (e.g. [Miyaji et al. 1980](#); [Jones et al. 2016](#); [Zha et al. 2019](#)). [Jones et al. \(2016\)](#) show that some candidates for ECSNe with insufficient semiconvection and low ignition density for oxygen deflagration will undergo thermonuclear runaway instead. However, [Zha et al. \(2019\)](#) shows, by using the most updated electron capture rate by [Suzuki et al. \(2019\)](#), that since the ONeMg core has oxygen deflagration at a high den-

sity ( $\log \rho_{\text{core}} > 10.01$ ) anyways, stars with a degenerate ONeMg core are likely to collapse as ECSNe.

All our models, as ECSNe progenitors from the super asymptotic giant branch channel, are expected to experience  $10^4 - 10^5$  years of thermal pulsing until they reach electron capture or lose all of their envelopes (Doherty et al. 2017). We simulate the first few thermal pulses for each model until the numerical time steps become too low and the simulations practically stop. Limongi et al. (2024) advanced further into the thermal pulsing phase and found a positive linear relationship between the CO core mass and time during this phase. This indicates that the process behind the carbon-oxygen (CO) core growth, being helium shell burning, is somewhat constant. Hence we assume that both the CO core mass and the properties of the relevant convection zones, which are above the core, change rather insignificantly until the core collapses. A more detailed description of the thermal pulsing phase is given in Doherty et al. (2015, 2017). The relevant point for our goals here (as we discuss later) is that the density of the envelope above the core where the relevant convective zones are, is very low and their exact location does not change the final NS mass.

In Figure 1 we present several properties of model M88 at the last simulated time. In the upper two panels, we present the composition, temperature, density, and electron fraction  $Y_e$  (defined as the number of free electrons per baryon), in the inner  $1.4M_\odot$ , and in the second panel we present the composition and angular momentum parameter  $j(r)$  (equation 1) as functions of mass in the entire star. In the third and fourth panels, we present the composition,  $j(r)$ , density, and binding energy above radius  $r$ ,  $E_{\text{bin}}(r)$ , as functions of the radial coordinate inside the star.

A prominent composition feature is a substantial off-center fraction of silicon and sulfur (Si+S). The fraction of the iron group is meager. Another prominent composition feature is the large fraction of neon in the center. Electron capture starts on magnesium and then on neon. Overall, the composition in the core and the density at the center of the core of  $\rho_{\text{core}} \simeq 3 \times 10^8 \text{ g cm}^{-3}$  are compatible with the early stage of pre-core-collapse due to electron capture. The composition change from a region being O-Ne rich to it being Si+S-rich over time, for instance at  $m \simeq 0.6 - 1.3M_\odot$ , leads to a lowering of  $Y_e$  at that region. The nucleosynthesis of heavier elements in the center facilitates the evolution towards electron capture by inducing contraction.

Due to numerical difficulties, we do not reach actual core collapse. Based on the core composition at the last simulation time, and comparison to Doherty et al.

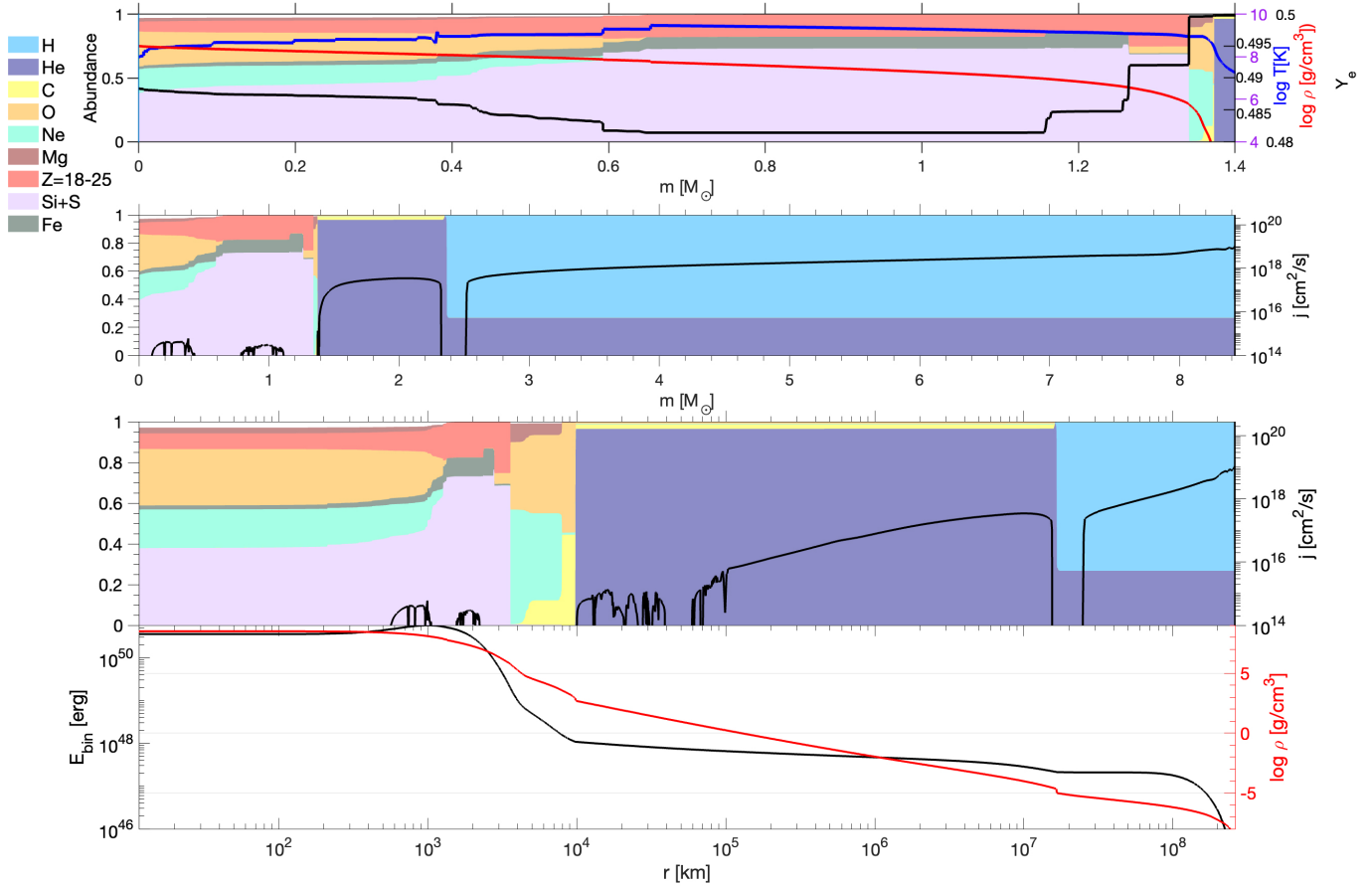
(2015), Jones et al. (2013), Stockinger et al. (2020a), and Limongi et al. (2024) that we referred to above, we infer that the relevant convective zones (see below) above the core in our last stellar model are not likely to change much until the full collapse. There is still some evolution of the inner core to collapse, like towards nuclear statistical equilibrium (NSE) in the inner core. The  $8.8 M_\odot$  model with a solar composition that Stockinger et al. (2020a) present just at core collapse has an inner mass of  $0.45 M_\odot$  in NSE, and a CO core radius of only  $\simeq 1200 \text{ km}$ . Also, they do not have an extended helium-rich layer as we have here, of about  $1 M_\odot$ . However, the exact structure depends on the helium core mass. Hillebrandt et al. (1984) find that in their simulation starting with a helium core mass of  $2.2 M_\odot$ , at a time of 100 years before the collapse, there is a very thin helium-rich layer, while when they start with a helium core mass of  $2.4 M_\odot$  there is a thick helium layer,  $\simeq 1 M_\odot$  at that time. Our helium core mass is  $\simeq 2.4 M_\odot$ , and therefore we expect to have a thick helium layer, as we do get here.

### 3.2. The relevant convective zones

Our goal is to explore the convective motion in the layer that we expect to explode the star according to the JJEM (section 1). In Figure 2 we present the specific angular momentum parameter  $j$  (equation 1) in the inner parts of the star and at four times;  $j(m)$  in the upper panel and  $j(r)$  in the lower panel. The time  $t = 0$  corresponds to the last time of our simulation. The convection zones in the inner core  $m < 1.379M_\odot$  change substantially with time. However, the layer that we expect to explode the star as it is accreted onto the newly born NS, is where  $j \gtrsim 2.5 \times 10^{15} \text{ cm}^2 \text{ s}^{-1}$  (e.g., Shishkin & Soker 2021). The relevant layer in the M88 model is around  $m = 1.38M_\odot$ . In that region, the convection is robust and does not change much with time towards the end of our simulation, as evident by the overlapping lines at those mass coordinates (upper panel of Figure 2). We note the presence of convection in inner regions ( $m < 1M_\odot$ ) at the latest simulated time. However, the values of  $j$  in this inner zone are too small to set an explosion according to our criterion.

Simulations of CCSNe (e.g., Janka et al. 2007) show that the inner region of  $m \lesssim 1.1M_\odot$  collapses before the unstable region behind the stalled shock at  $r \simeq 100 - 150 \text{ km}$  is fully developed. We therefore expect that the relevant convective layers are those around  $m \simeq 1.4M_\odot$  which corresponds to  $r \approx 10^5 \text{ km}$  in our model M88. In Figure 3 we zoom on the mass zone  $m = 1.373 - 1.410M_\odot$ , showing composition,  $j$ , and the binding energy  $E_{\text{bin}}$ . This zone is basically in the





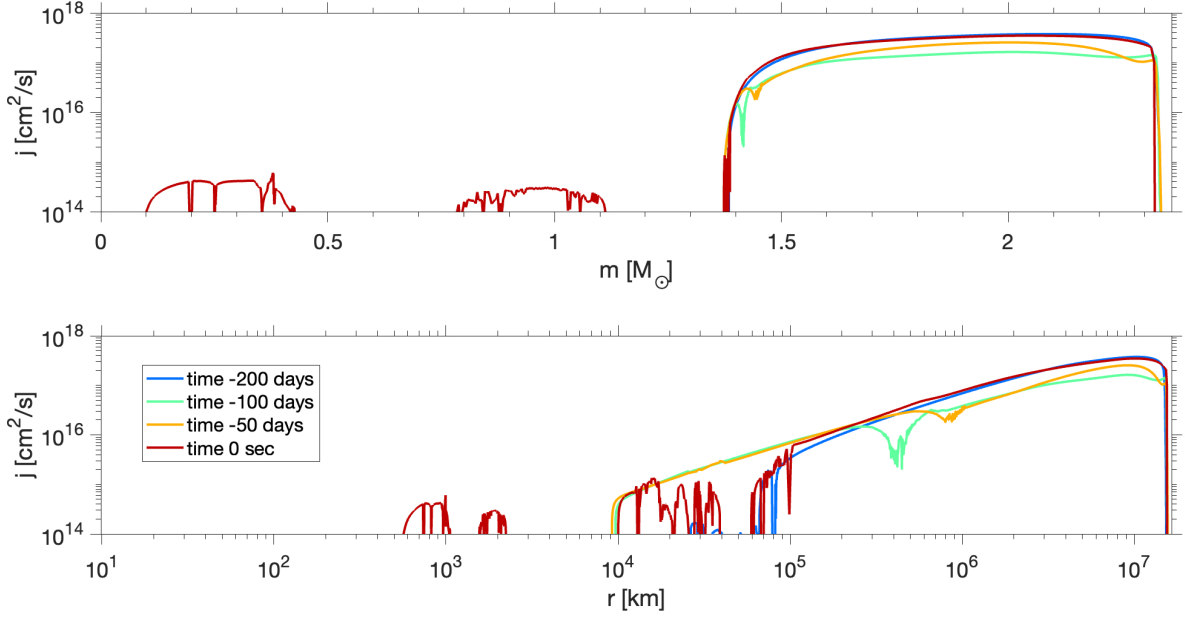
**Figure 1.** Some properties of the M88 model, i.e.,  $M_{\text{ZAMS}} = 8.8M_{\odot}$ , at the last available time of our simulation ( $t = 0$ ) as a function of the mass and of the radius. Upper panel: The composition according to the legend on the left, the logarithms of the temperature (blue) and density (red), and the electron fraction  $Y_e$  (black), all as a function of mass coordinate  $m$  in the inner  $1.4M_{\odot}$ , roughly around the boundary of the CO core. Second panel: The composition as a function of the mass coordinate of the entire star, with a profile of the angular momentum parameter  $j(r)$  (equation 1). Lower two panels: The composition,  $j(r)$ , the binding energy  $E_{\text{bin}}(r)$  of mass residing above  $r$ , and the density (log scale) as functions of the radial coordinate in the star.

helium-rich layer. The binding energy is the binding energy of the mass above the mass or radius coordinate. Namely, it is the minimum energy that is needed to explode the stellar mass above the mass coordinate.

According to the JJEM for FeCCSNe a value of  $j \gtrsim 2 \times 10^{15} \text{ cm}^2 \text{ s}^{-1}$  should be sufficient to form intermittent accretion disks that launch the jets (e.g., Shishkin & Soker 2021). The reason is that instabilities, mainly the spiral SASI, amplify these angular momentum fluctuations (see section 1). Shishkin & Soker (2022) who study FeCCSNe consider two lower limits to the specific angular momentum in the pre-explosion convective layer to trigger an explosion,  $j_{\text{jje}} = 2.5 \times 10^{15} \text{ cm}^2 \text{ s}^{-1}$  and  $j_{\text{jje}} = 5 \times 10^{15} \text{ cm}^2 \text{ s}^{-1}$ . However, because of the longer free fall time and the possibility that in ECSNe

the spiral-SASI and other instabilities are not as developed as in FeCCSNe, we take also a much larger value for the critical value of  $j$  and consider also a limit of  $j_{\text{jje}} = 2 \times 10^{16} \text{ cm}^2 \text{ s}^{-1}$ . The latter value is comparable to the specific angular momentum required to form an accretion disk around an NS. We mark in Figure 3 by dashed vertical lines the locations in the star where the value of  $j$  is one of the two criteria  $j_{\text{jje}} = 2.5 \times 10^{15} \text{ cm}^2 \text{ s}^{-1}$  or  $j_{\text{jje}} = 20 \times 10^{15} \text{ cm}^2 \text{ s}^{-1}$ .

We can crudely estimate the required accreted mass as follows (see earlier studies of the JJEM listed in section 1). The binding energy at  $m \simeq 1.4M_{\odot}$  is  $E_{\text{bin}}(1.38) \simeq 7 \times 10^{47} \text{ erg}$  (more on that in section 5). We assume that to explode the star the energy that the jets carry is several times the binding energy and up to tens times



**Figure 2.** The specific angular momentum parameter  $j$  of the M88 model in the inner zone up to the hydrogen burning layer, and at four times, as a function of mass (upper panel) and of radius (lower panel). The time  $t = 0$  corresponds to the last time of our simulation. Inset gives the time before the termination of the simulation. The layers that will eventually launch the exploding jets when accreted onto the newly born NS are at  $m > 1.373M_{\odot}$ , where convection properties do not change much towards collapse.

the binding energy,  $E_{\text{jets}} = f_{\text{exp}} E_{\text{bin}}$  with  $f_{\text{exp}} \approx 10$ . We take the jets to carry a fraction  $\eta_j \simeq 0.1$  of the accreted mass and have a velocity of  $v_j \simeq 10^5 \text{ km s}^{-1}$  and up to  $v_j \simeq 0.5c$ . This gives for the required accreted mass during the jet-launching episodes

$$M_{\text{acc}} = 0.001 \left( \frac{f_{\text{exp}}}{10} \right) \left( \frac{E_{\text{bin}}}{10^{48} \text{ erg}} \right) \times \left( \frac{v_j}{10^5 \text{ km s}^{-1}} \right)^{-2} \left( \frac{\eta_j}{0.1} \right)^{-1} M_{\odot}. \quad (2)$$

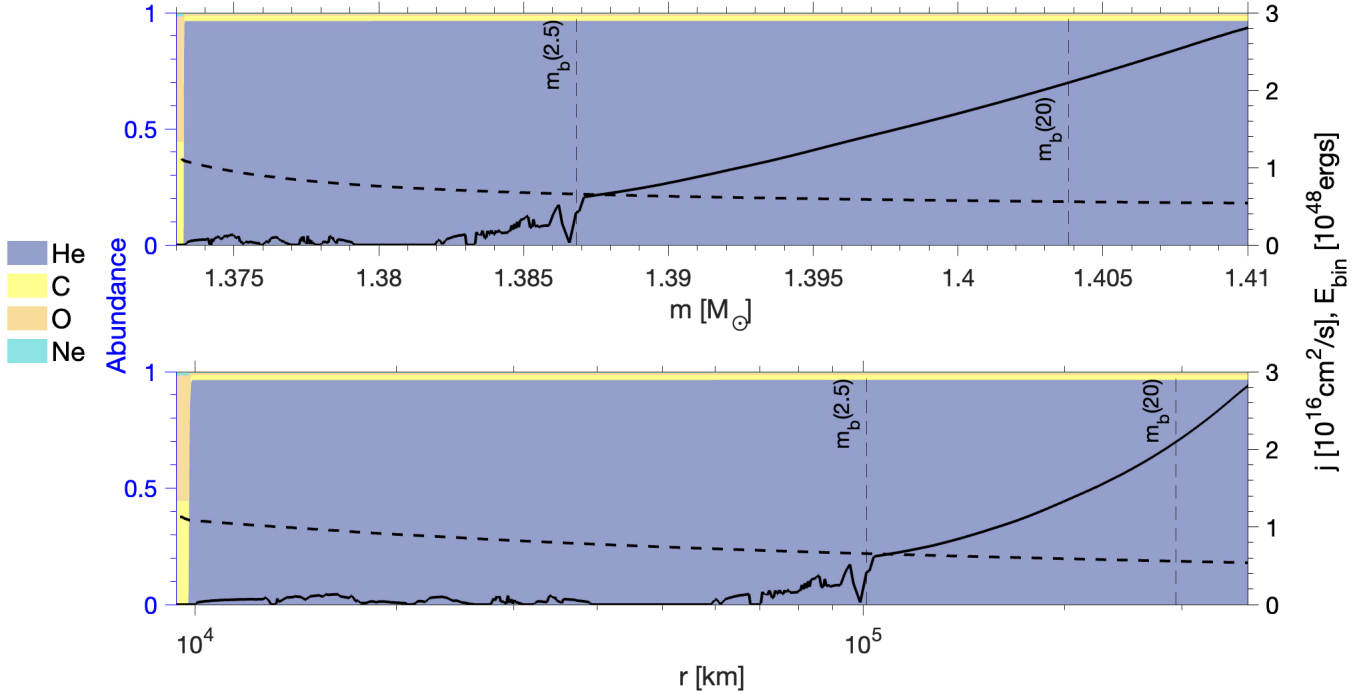
Lower efficiency  $\eta_j$  will increase the required mass in the accreted layer during the jet-launching episodes.

The layers we expect to explode model M88 fall inside the helium-rich shell, as the two vertical dashed lines mark on Figure 3. For the critical value of  $j_{\text{jje}} = 2.5 \times 10^{15} \text{ cm}^2 \text{ s}^{-1}$  The exploding shell is at  $m_b(2.5) = 1.387M_{\odot}$  and  $r_b(2.5) = 1.01 \times 10^5 \text{ km} = 0.145R_{\odot}$ , and for  $j_{\text{jje}} = 20 \times 10^{15} \text{ cm}^2 \text{ s}^{-1}$  the layer is at  $m_b(20) = 1.404M_{\odot}$  and  $r_b(20) = 2.95 \times 10^5 \text{ km} = 0.424R_{\odot}$ . The binding energy of the mass above these shells are  $E_{B,b}(2.5) = 6.57 \times 10^{47} \text{ erg}$  and  $E_{B,b}(20) = 5.58 \times 10^{47} \text{ erg}$ , respectively.

The free fall times of these layers to the center are  $t_{\text{ff},b}(2.5) = 83 \text{ s}$  and  $t_{\text{ff},b}(20) = 413 \text{ s}$ , respectively. These timescales imply that the explosion of the core starts at tens of seconds to several minutes after the

formation of the proto-NS (after the bounce of the collapse). These typical timescales are about two to three orders of magnitude longer than the explosion time of FeCCSNe, where the exploding layer is either near the silicon burning zone or near the oxygen burning zone at a radius of  $\approx 3000 \text{ km}$  (Shishkin & Soker 2021). In the M88 ECSNe model that we study here the exploding layer is in the helium-burning zone. Because the shock takes hours and more to break out from the red supergiant, this extra time of several minutes does not change much for the explosion of the star.

We conclude that the ECSN progenitor model M88 has sufficiently high values of the angular momentum parameter  $j$  to explode the star, with the exploding layer at  $m_b \simeq 1.39 - 1.41M_{\odot}$ . This is the baryonic mass. The final NS mass will be about 15% lower (e.g., Lattimer & Prakash 2001; more in section 5). Our model did not reach the time of core collapse itself. Nonetheless, we showed that towards the collapse there is an extended convective zone that can provide the necessary angular momentum fluctuations for the JJEM to operate. This convection is likely to remain stable until collapse (Sec. 3.1). Even if near the core boundary there is no such a convective zone, there is such a convective zone further out. Since the density above the core is low, even if the exploding layer is at large radii as  $\simeq R_{\odot}$ , the final



**Figure 3.** Zooming in on the exploding layers of model M88,  $m = 1.373M_{\odot} - 1.410M_{\odot}$ . The colors show the composition (legend on left), the black-solid line is the specific angular momentum parameter  $j$  (scale on right) and the black-dashed line depicts the binding energy  $E_{\text{bin}}$  (scale on right). The vertical dashed lines show the mass coordinates at which sufficient specific angular momentum parameter exists for the JJEM to operate by one of two different criteria, either  $j_{\text{jje}} = 2.5 \times 10^{15} \text{ cm}^2 \text{ s}^{-1}$  or  $j_{\text{jje}} = 20 \times 10^{15} \text{ cm}^2 \text{ s}^{-1}$ . The exploding layer is expected to be somewhere between the two vertical lines and to include  $\approx 0.001M_{\odot}$ .

NS mass is still  $M_{\text{NS}} \simeq 1.2 - 1.4M_{\odot}$ . We will see this also in section 5 for other stellar models.

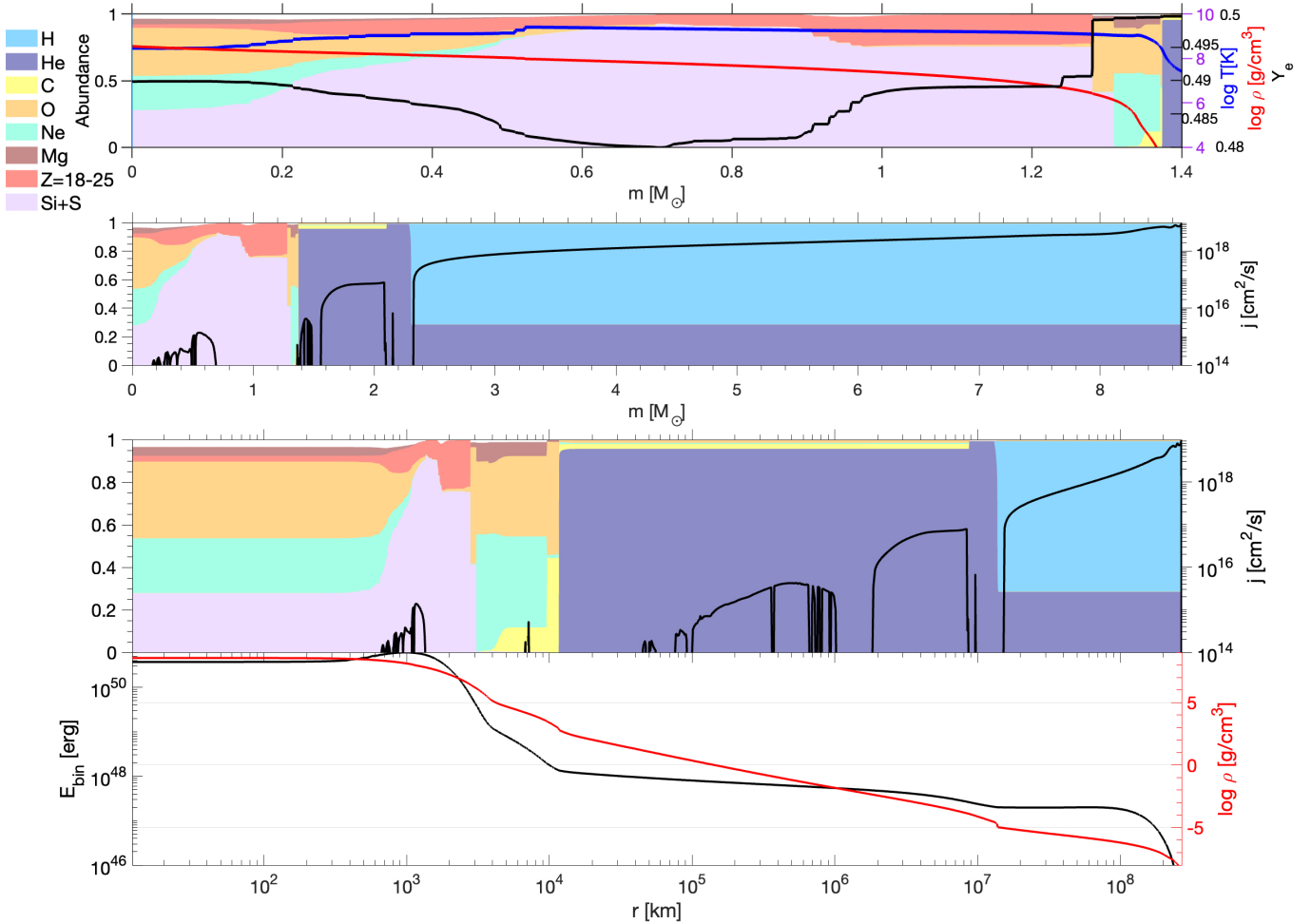
A note on the threshold CO core mass for electron capture supernovae is in place here. While some papers on the ECSN (e.g. Limongi et al. 2024) cite a value of  $1.415M_{\odot}$ , others claim to get an explosion with lower core masses, e.g.,  $1.34M_{\odot}$  (Stockinger et al. 2020b). The value is also highly dependent on the mixing properties (e.g. Zha et al. 2019 who also state a CO core value of  $1.36M_{\odot}$  leading to an explosion). Our M88 model has a CO core mass of  $M_{\text{core}}^{\text{CO}} = 1.375$ , which is inside the range of the values mentioned above.

#### 4. THE $M_{\text{ZAMS}} = 9.1M_{\odot}$ MODEL (M91)

We simulated five models that we summarize in section 5. Here we present the details of a model with  $M_{\text{ZAMS}} = 9.1M_{\odot}$  and  $z = 0.0086$  which we name M91 because it differs the most from model M88, which we presented in section 3. Model M91 has a much longer free-fall time from the convective layer with the condition  $j_{\text{jje}} = 20 \times 10^{15}$ . In Figure 4 we present its composition and the other properties that we presented in Figure 1 for model M88, at the time when the simulation

halted because of too small time steps. We present the evolution with time of the convective layers in Figure 5, as we did in Figure 2 for model 88, but for different times. In Figure 6 we zoom on the convective layers that we expect to explode the star, as we did for model M88 in Figure 3.

Comparing Figure 3 with Figure 6, we find that qualitatively the composition is similar in models M88 and M91. There are some small differences, like that model M91 does not have yet iron group elements in its core. Comparing the upper panels of Figures 2 and 5 with each other, we notice more differences. Relevant to us is that in both model M88 and model M91 there is a robust and continuous convective zone above  $m \simeq 1.38M_{\odot}$  with high values of  $j$ . The convective layer  $1.4M_{\odot} \lesssim m \lesssim 1.5M_{\odot}$  has lower values of  $j$  than in M88 and it is still somewhat varying with time (Figure 5). The location of the accreted gas that launches the exploding jets of model M91 according to the JJEM is at  $m_b(2.5) = 1.414M_{\odot}$  for  $j_{\text{jje}} = 2.5 \times 10^{15} \text{ cm}^2 \text{ s}^{-1}$  and  $m_b(20) = 1.598M_{\odot}$  for  $j_{\text{jje}} = 20 \times 10^{15} \text{ cm}^2 \text{ s}^{-1}$  (upper panel of Figure 6). We take these masses to be the baryonic mass of the NS remnant (hence the



**Figure 4.** Similar to Figure 1 but for model M91 of  $M_{\text{ZAMS}} = 9.1M_{\odot}$ . The ranges of axes are different.

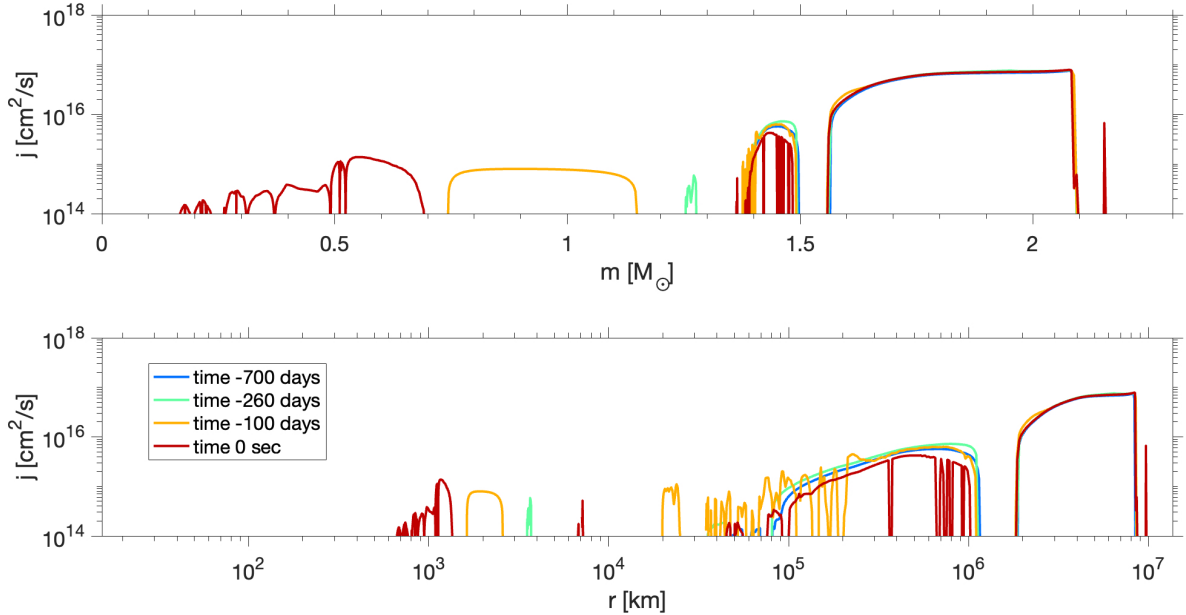
subscript ‘b’; more on these and the gravitational NS masses in section 5). The locations of these two zones is at  $r_b(2.5) = 0.424R_{\odot} = 2.95 \times 10^5$  km and  $r_b(20) = 3.25R_{\odot} = 2.26 \times 10^6$  km, respectively (lower panel of Figure 6).

From Figure 6 we learn two interesting things. The first is that the accreted material that launches the jets originates in a helium layer, as studied by Gilkis & Soker (2016) for FeCCSNe, and not from the hydrogen-rich envelope as studied by, e.g., Antoni & Quataert (2022) and Antoni & Quataert (2023), for FeCCSNe. Namely, there is no ‘failed supernova’ here that is exploded only by the outer envelope layers. In any case, according to the JJEM there are no ‘failed supernovae’ (because jets explode all core-collapsing massive stars), a claim supported by recent observations (Byrne & Fraser 2022;

Strotjohann et al. 2023) and theoretical considerations (see review by Soker 2024).

The second interesting result is that for  $r_b(20) = 3.25R_{\odot}$  the free fall time from that radius to the center with  $m_b(20) = 1.598M_{\odot}$  is  $t_{\text{ff,b}}(20) = 8217$  s = 2.3 h. This is a much longer time than the explosion of FeCCSNe. We first note that we did not reach core collapse. We expect that at the time of the actual core collapse, the radius of the accreted zones that power the exploding jets will be smaller. We discuss this point in section 5. Even if the exploding jets are launched a few hours after the core collapses, the explosion energy and observed event might be similar to that of a much shorter explosion. The reason is that for the expected explosion energy in these cases,  $E_{\text{ex}} \simeq 10^{49} - 10^{50}$  erg, and the extended hydrogen-rich envelope, the stellar radius is two





**Figure 5.** Similar to Figure 2 but for model M91 of  $M_{\text{ZAMS}} = 9.1M_{\odot}$ . The ranges of axes and times of the profiles are different.

orders of magnitude larger than the radius that supplies the gas to launch the jets and the shock wave transverse the star in about a day, longer than the free-fall time. Future hydrodynamical simulations should reveal the properties of such exploding stars.

## 5. OTHER MODELS

We simulated three more models that are likely to explode as ECSNe and examined the relevant parameters to the JJEM. We list the initial masses and metallicity of the five models in the second and third rows of Table 1. The other rows list properties at the last time of the simulation of each model. We recall that the last time of each simulation was when the numerical time steps became too small to continue the simulation. We did not reach the core collapse phase in any of the models.

To estimate the location of the convective layers in the star that supply the material to the stochastic accretion disk that launches the exploding jittering jets, we use two criteria.

The first criterion is that the convective specific angular momentum parameter (equation 1) should be larger than a critical value  $j_{\text{jje}}$ . We note that the exploding layer should be at a mass coordinate  $m > 1.1M_{\odot}$ . The reason is that the spiral-SASI should have time to develop above the newly born NS for it to amplify the convective seed angular momentum perturbations. As we described in section 3.2 we examine two values of  $j_{\text{jje}} = 2.5 \times 10^{15} \text{ cm}^2 \text{ s}^{-1}$  and  $j_{\text{jje}} = 20 \times 10^{15} \text{ cm}^2 \text{ s}^{-1}$ .

We expect the exploding layer to be somewhere in between these two layers.

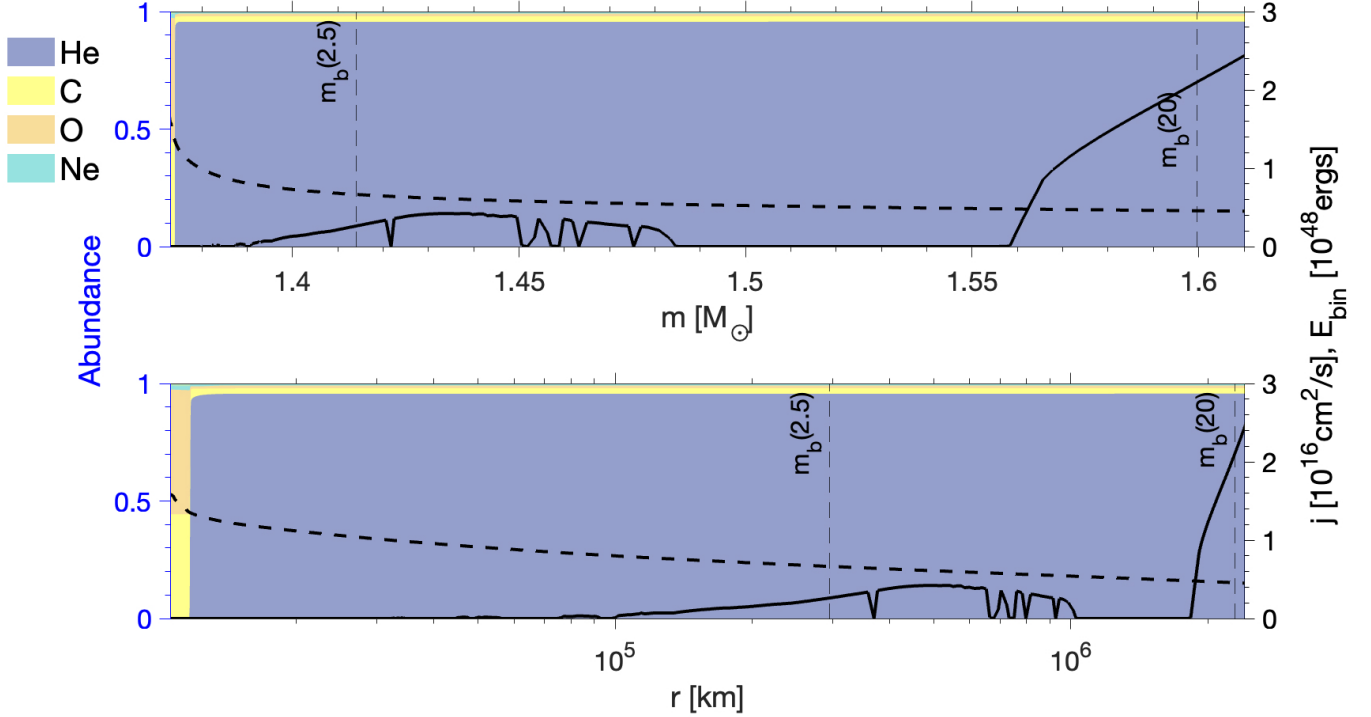
The second criterion is that the mass in the exploding layer should be  $\simeq 0.001M_{\odot} - 0.01M_{\odot}$  so that the mass in the two jets with a terminal velocity of  $v_j \simeq 10^5 \text{ km s}^{-1}$  carry the required explosion energy (equation 2).

We take the mass coordinate  $m_b(j_{\text{jje}})$  inner to which there is a mass layer of  $0.001M_{\odot}$  with  $j > j_{\text{jje}}$  to be the baryonic mass of the neutron star  $m_b$ . The final gravitational mass of the NS,  $M_{\text{NS}}$ , is lower by about  $\simeq 10 - 15\%$ , and is given by (from Lattimer & Prakash 2001 as used by Sukhbold et al. 2016)

$$M_{\text{NS}} = \frac{5}{6} \left( \sqrt{(1 + 0.5\tilde{G}M_b)^2 + 0.4\tilde{G}M_b} - 1 - 0.5\tilde{G}M_b \right), \quad (3)$$

where  $\tilde{G} \equiv GM_{\odot}/(R_{\text{NS}} c^2) = 0.123(R_{\text{NS}}/12 \text{ km})^{-1}$  and  $M_b [M_{\odot}]$  is the baryonic mass at collapse.

We record the pre-collapse radius of the mass coordinate  $m_b(2.5)$  for  $j_{\text{jje}} = 2.5 \times 10^{15} \text{ cm}^2 \text{ s}^{-1}$  and  $m_b(20)$  for  $j_{\text{jje}} = 20 \times 10^{15} \text{ cm}^2 \text{ s}^{-1}$ . We expect the layer that feeds the exploding jets to be somewhere in between these two values. We present the baryonic and final NS masses for the two values of  $j_{\text{jje}}$  in the fourth to seventh rows of Table 1. In the following rows, we list the radii of the above two layers, and then the free fall time from these two layers to the center,  $t_{\text{ff},b}$ . We then list the binding energy of the mass above that radius  $E_{\text{B},b}$  for the two values of  $j_{\text{jje}}$ . In five rows we list the fractional composition of some isotopes in the ONeMg core, i.e., inner to the point where  $M \simeq 1.35M_{\odot}$ . The final



**Figure 6.** Similar to Figure 3 but for model M91 of  $M_{\text{ZAMS}} = 9.1M_{\odot}$ . The ranges of axes are different.

three rows list the minimum electron fraction in the core  $Y_{e,\text{min}}$ , the mass coordinate of this minimum  $m(Y_{e,\text{min}})$ , and the logarithm of the density in the center.

There are two prominent outcomes from Table 1 that are relevant to our study in the frame of the JJEM. The first is that the final NS mass of an ECSN in all cases according to the criteria we use falls in the range of  $1.25M_{\odot} < M_{\text{NS}} < 1.43M_{\odot}$ . The very low density above the pre-collapse core ensures that even if the exploding layer is further out in the core the final NS mass will be  $\simeq 1.4M_{\odot}$ , compatible with observations. We note that Stockinger et al. (2020a) who simulated neutrino-driven explosion found the final NS mass in their ECSN models to be in the range of  $1.195 - 1.23M_{\odot}$ . The range we find here for the final NS masses might change following more accurate simulations and the inclusion of pre-collapse core rotation. However, we expect that the final NS masses that the JJEM predicts will stay somewhat larger than what the neutrino-driven explosion mechanism predicts.

The second outcome is that the explosion by jets might occur with a substantial time delay after the core collapse starts. In FeCCSNe the explosion occurs within a second to several seconds after the core collapses. In our simulations, we find that the free fall time of the exploding layer can be from about a minute to a few

hours, implying such a delay from the core collapse to the explosion. We recall that we did not reach the time of core collapse due to numerical difficulties. The exploding layer may be somewhat closer at the time of core collapse, but we expect the delay to be longer than in FeCCSNe. The implication on nucleosynthesis and on other explosion properties is a subject of future simulations. We do not expect the observed lightcurve to differ much from a case with a short delay of only several seconds because the delay of the free fall time, even if a few hours, is much shorter than the time the shock crosses the entire star.

We conclude that the pre-collapse cores of ECSN progenitors have convective layers that can feed the intermittent accretion disks that launch jittering jets according to the JJEM.

## 6. SUMMARY

Studies in recent years show that many, and probably most if not all, CCSNe are exploded by jets (Soker 2024 for a very recent review and references therein). The jet-driven explosion mechanism that can work in most CCSNe is the JJEM. Earlier studies of the JJEM concentrate on FeCCSNe (section 1). We, therefore, set the goal of examining whether the progenitors of ECSNe also have the convective layers that can supply the

**Table 1.** Some properties of ECSN progenitors

Quantity	Units	M88	M89	M91	M93	M945
$M_{\text{ZAMS}}$	$M_{\odot}$	8.8	8.9	9.1	9.3	9.45
$z_{\text{ZAMS}}$		0.004	0.0057	0.0086	0.012	0.014
$m_{\text{b}}(2.5)$	$M_{\odot}$	1.387	1.376	1.414	1.381	1.413
$M_{\text{NS}}$	$M_{\odot}$	1.2598	1.2513	1.2822	1.2546	1.2814
$m_{\text{b}}(20)$	$M_{\odot}$	1.404	1.577	1.598	1.417	1.523
$M_{\text{NS}}$	$M_{\odot}$	1.2739	1.4151	1.4316	1.2845	1.3712
$r_{\text{b}}(2.5)$	$R_{\odot}$	0.145	0.037	0.424	0.093	0.472
$r_{\text{b}}(20)$	$R_{\odot}$	0.424	3.275	3.254	0.628	2.669
$t_{\text{ff,b}}(2.5)$	s	83	11	411	43	483
$t_{\text{ff,b}}(20)$	s	413	8350	8217	740	6250
$E_{\text{B,b}}(2.5)$	$10^{47}\text{erg}$	6.57	9.71	6.66	6.15	4.46
$E_{\text{B,b}}(20)$	$10^{47}\text{erg}$	5.58	4.35	4.6	4.04	3.03
$^{16}\text{O}$		0.0911	0.15	0.112	0.2705	0.178
$^{20}\text{Ne}$		0.061	0.0561	0.0665	0.1939	0.1162
$^{24}\text{Mg}$		0.0081	0.01	0.01	0.0259	0.0171
$^{28}\text{Si} + ^{32,34}\text{S}$		0.5245	0.5861	0.6004	0.3715	0.538
$^{56}\text{Fe}$		0.06503	$3.9 \times 10^{-4}$	$5.9 \times 10^{-4}$	$3.6 \times 10^{-6}$	$8.0 \times 10^{-7}$
$Y_{\text{e,min}}$		0.481391	0.484083	0.479937	0.490685	0.484523
$m(Y_{\text{e,min}})$	$M_{\odot}$	0.649	0.893	0.701	0.945	0.616
$\log \rho_{\text{c}}$	$\text{g cm}^{-3}$	8.505	8.462	8.556	8.527	8.316

Notes: Properties of the five simulated models, from top to bottom below the name of each model:  $M_{\text{ZAMS}}$ : the initial stellar mass on the ZAMS;  $z_{\text{ZAMS}}$ : initial metallicity. Results from stellar evolution simulations at the last time of the simulation in each model are as follows.  $m_{\text{b}}(j_{\text{jje}})$ : the radius inner to which there is a layer of  $0.001M_{\odot}$  with specific angular momentum above the critical value  $j_{\text{jje}} = 2.5 \times 10^{15} \text{ cm}^2 \text{ s}^{-1}$  or  $j_{\text{jje}} = 20 \times 10^{15} \text{ cm}^2 \text{ s}^{-1}$ .  $M_{\text{NS}}$ : The final gravitational mass of the NS according to equation (3).  $r_{\text{b}}(j_{\text{jje}})$ : The radius at mass coordinate  $m_{\text{b}}(j_{\text{jje}})$ ;  $t_{\text{ff}}(j_{\text{jje}})$ : The free fall time from  $r_{\text{b}}$  to the center;  $E_{\text{B,b}}$ : the binding energy of the stellar mass above  $m_{\text{b}}$ . Five rows give the fraction of the respective isotopes in the ONeMg core. The final three rows list the minim electron fraction in the core  $Y_{\text{e,min}}$ , the corresponding mass coordinate  $m(Y_{\text{e,min}})$ , and the logarithm of the density in the center  $\log \rho_{\text{c}}$ .

stochastic angular momentum to the intermittent accretion disks around the newly born NS that launch the exploding jets. To that goal, we simulated five stellar models that we summarized in Table 1.

For a pre-collapse convective layer, the ‘exploding layer’, to supply the stochastic angular momentum and mass of the intermittent accretion disks in CCSNe, we demand a minimum specific angular momentum parameter  $j > j_{\text{jje}}$  (equation 1), and minimum mass  $M_{\text{acc}}$  according to equation (2). We examined two values of  $j_{\text{jje}} = 2.5 \times 10^{15} \text{ cm}^2 \text{ s}^{-1}$  and  $j_{\text{jje}} = 20 \times 10^{15} \text{ cm}^2 \text{ s}^{-1}$ ; we expect the exploding layer to be somewhere in between these two. We found that the exploding layer resides in the helium-rich shell above the CO core (Figures 3 and 6). This is different than in FeCCSNe where the exploding layers are near the silicon-burning shell or the oxygen-burning shell of the pre-collapse core (e.g., Shishkin & Soker 2021). We found that the progenitors of ECSNe have convective layers in their helium-rich zone that fulfill the demands of the JJEM to set an explosion when they are accreted by the newly born NS.

We find that the exploding layer resides at a distance of  $r_{\text{b}} \approx 0.05 - 3R_{\odot}$  (Figures 3 and 6, and Table 1). This implies a free-fall time to the center of  $f_{\text{ff,b}} \approx \text{few } 10 \text{ sec} - \text{few hour}$ . Because our simulations stop for numerical reasons before the core collapse phase, the actual radius of the exploding layers at the core collapse might be smaller. Nonetheless, the explosion phase might occur minutes to hours after core collapse, but still much shorter than the time the shock wave crosses the giant star. Therefore, the CCSN lightcurve is expected to be similar to that where the delay is only a few seconds. Other effects should be the topic of future simulations.

Overall, our results that ECSN progenitors have convective layers that can serve as the exploding layers of the JJEM even at the lower mass range of CCSNe (namely, ECSNe), add to the growing support (Soker 2024) of the JJEM as the main explosion mechanism of massive stars.

#### ACKNOWLEDGMENTS

This research was supported by a grant from the Israel Science Foundation (769/20).

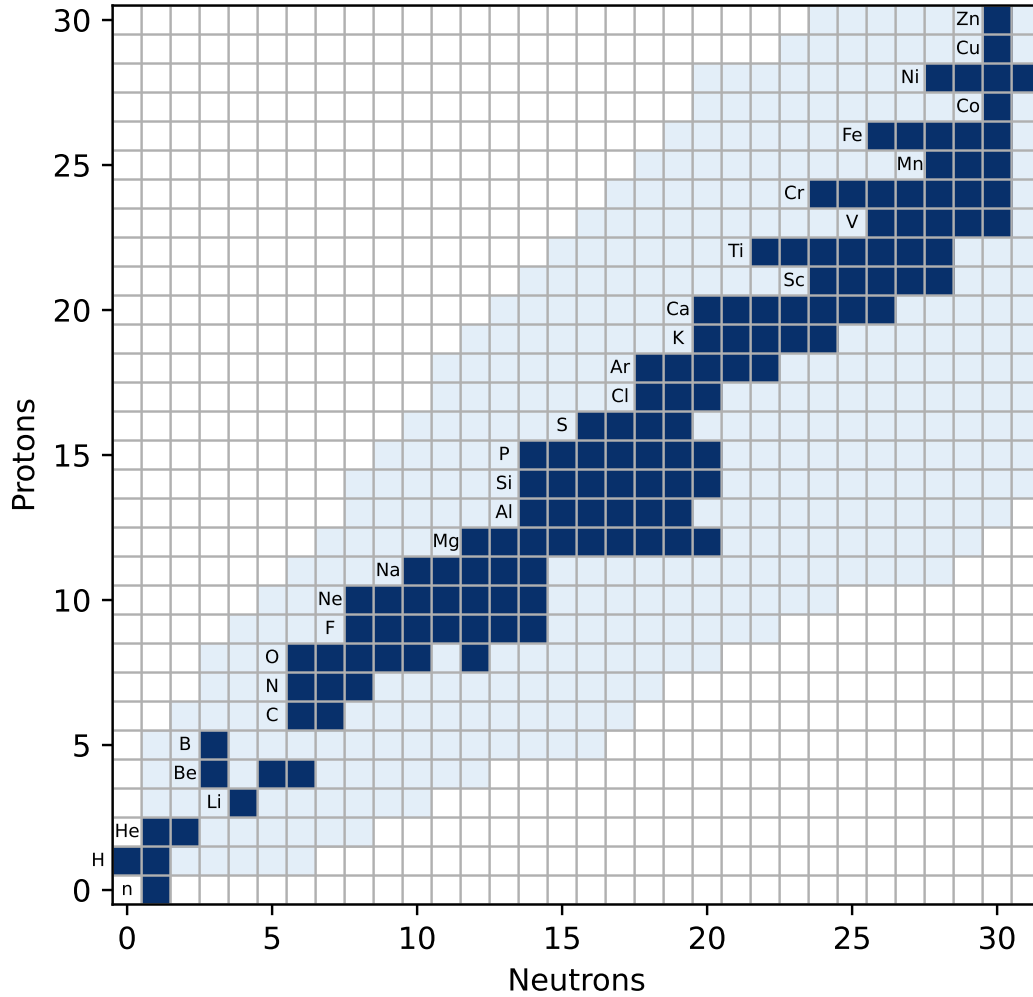
## REFERENCES

- Andresen, H., Müller, E., Janka, H.-T., et al. 2019, MNRAS, 486, 2238, doi: [10.1093/mnras/stz990](https://doi.org/10.1093/mnras/stz990)
- Antoni, A., & Quataert, E. 2022, MNRAS, 511, 176, doi: [10.1093/mnras/stab3776](https://doi.org/10.1093/mnras/stab3776)
- . 2023, MNRAS, 525, 1229, doi: [10.1093/mnras/stad2328](https://doi.org/10.1093/mnras/stad2328)
- Bethe, H. A., & Wilson, J. R. 1985, ApJ, 295, 14, doi: [10.1086/163343](https://doi.org/10.1086/163343)
- Blondin, J. M., & Mezzacappa, A. 2007, Nature, 445, 58, doi: [10.1038/nature05428](https://doi.org/10.1038/nature05428)
- Boccioli, L., Roberti, L., Limongi, M., Mathews, G. J., & Chieffi, A. 2023, ApJ, 949, 17, doi: [10.3847/1538-4357/acc06a](https://doi.org/10.3847/1538-4357/acc06a)
- Bollig, R., Yadav, N., Kresse, D., et al. 2021, ApJ, 915, 28, doi: [10.3847/1538-4357/abf82e](https://doi.org/10.3847/1538-4357/abf82e)
- Bruenn, S. W., Blondin, J. M., Hix, W. R., et al. 2020, ApJS, 248, 11, doi: [10.3847/1538-4365/ab7aff](https://doi.org/10.3847/1538-4365/ab7aff)
- Burrows, A., Radice, D., Vartanyan, D., et al. 2020, MNRAS, 491, 2715, doi: [10.1093/mnras/stz3223](https://doi.org/10.1093/mnras/stz3223)
- Burrows, A., Vartanyan, D., & Wang, T. 2023, arXiv e-prints, arXiv:2308.05798, doi: [10.48550/arXiv.2308.05798](https://doi.org/10.48550/arXiv.2308.05798)
- Byrne, R. A., & Fraser, M. 2022, MNRAS, 514, 1188, doi: [10.1093/mnras/stac1308](https://doi.org/10.1093/mnras/stac1308)
- Chanlaridis, S., Antoniadis, J., Aguilera-Dena, D. R., et al. 2022, A&A, 668, A106, doi: [10.1051/0004-6361/202243035](https://doi.org/10.1051/0004-6361/202243035)
- Cinquegrana, G. C., Joyce, M., & Karakas, A. I. 2023, MNRAS, 525, 3216, doi: [10.1093/mnras/stad2461](https://doi.org/10.1093/mnras/stad2461)
- Cox, J. P., & Giuli, R. T. 1968, Principles of stellar structure
- Doherty, C. L., Gil-Pons, P., Siess, L., & Lattanzio, J. C. 2017, PASA, 34, e056, doi: [10.1017/pasa.2017.52](https://doi.org/10.1017/pasa.2017.52)
- Doherty, C. L., Gil-Pons, P., Siess, L., Lattanzio, J. C., & Lau, H. H. B. 2015, MNRAS, 446, 2599, doi: [10.1093/mnras/stu2180](https://doi.org/10.1093/mnras/stu2180)
- Ertl, T., Janka, H. T., Woosley, S. E., Sukhbold, T., & Ugliano, M. 2016, ApJ, 818, 124, doi: [10.3847/0004-637X/818/2/124](https://doi.org/10.3847/0004-637X/818/2/124)
- Fernández, R. 2015, MNRAS, 452, 2071, doi: [10.1093/mnras/stv1463](https://doi.org/10.1093/mnras/stv1463)
- Fryer, C. L., Olejak, A., & Belczynski, K. 2022, ApJ, 931, 94, doi: [10.3847/1538-4357/ac6ac9](https://doi.org/10.3847/1538-4357/ac6ac9)
- Fujibayashi, S., Takahashi, K., Sekiguchi, Y., & Shibata, M. 2021, ApJ, 919, 80, doi: [10.3847/1538-4357/ac10cb](https://doi.org/10.3847/1538-4357/ac10cb)
- Gabay, D., Balberg, S., & Keshet, U. 2015, ApJ, 815, 37, doi: [10.1088/0004-637X/815/1/37](https://doi.org/10.1088/0004-637X/815/1/37)
- Gilkis, A., & Soker, N. 2014, MNRAS, 439, 4011, doi: [10.1093/mnras/stu257](https://doi.org/10.1093/mnras/stu257)
- . 2015, ApJ, 806, 28, doi: [10.1088/0004-637X/806/1/28](https://doi.org/10.1088/0004-637X/806/1/28)
- . 2016, ApJ, 827, 40, doi: [10.3847/0004-637X/827/1/40](https://doi.org/10.3847/0004-637X/827/1/40)
- Glebbeek, E., Gaburov, E., de Mink, S. E., Pols, O. R., & Portegies Zwart, S. F. 2009, A&A, 497, 255, doi: [10.1051/0004-6361/200810425](https://doi.org/10.1051/0004-6361/200810425)
- Guo, Y.-L., Wang, B., Chen, W.-C., et al. 2024, arXiv e-prints, arXiv:2401.05103, doi: [10.48550/arXiv.2401.05103](https://doi.org/10.48550/arXiv.2401.05103)
- Heger, A., Fryer, C. L., Woosley, S. E., Langer, N., & Hartmann, D. H. 2003, ApJ, 591, 288, doi: [10.1086/375341](https://doi.org/10.1086/375341)
- Henry, L., Vardya, M. S., & Bodenheimer, P. 1965, ApJ, 142, 841, doi: [10.1086/148357](https://doi.org/10.1086/148357)
- Herwig, F. 2000, A&A, 360, 952, <https://arxiv.org/abs/astro-ph/0007139>
- Hillebrandt, W., Nomoto, K., & Wolff, R. G. 1984, A&A, 133, 175
- Hiramatsu, D., Howell, D. A., Van Dyk, S. D., et al. 2021, Nature Astronomy, 5, 903, doi: [10.1038/s41550-021-01384-2](https://doi.org/10.1038/s41550-021-01384-2)
- Iglesias, C. A., & Rogers, F. J. 1996, ApJ, 464, 943, doi: [10.1086/177381](https://doi.org/10.1086/177381)
- Itoh, N., Tomizawa, N., Tamamura, M., Wanajo, S., & Nozawa, S. 2002, ApJ, 579, 380, doi: [10.1086/342726](https://doi.org/10.1086/342726)
- Iwakami, W., Nagakura, H., & Yamada, S. 2014, ApJ, 793, 5, doi: [10.1088/0004-637x/793/1/5](https://doi.org/10.1088/0004-637x/793/1/5)
- Janka, H.-T. 2012, Annual Review of Nuclear and Particle Science, 62, 407, doi: [10.1146/annurev-nucl-102711-094901](https://doi.org/10.1146/annurev-nucl-102711-094901)
- Janka, H. T., Langanke, K., Marek, A., Martínez-Pinedo, G., & Müller, B. 2007, PhR, 442, 38, doi: [10.1016/j.physrep.2007.02.002](https://doi.org/10.1016/j.physrep.2007.02.002)
- Jermyn, A. S., Schwab, J., Bauer, E., Timmes, F. X., & Potekhin, A. Y. 2021, ApJ, 913, 72, doi: [10.3847/1538-4357/abf48e](https://doi.org/10.3847/1538-4357/abf48e)
- Jermyn, A. S., Bauer, E. B., Schwab, J., et al. 2023, ApJS, 265, 15, doi: [10.3847/1538-4365/aca8d](https://doi.org/10.3847/1538-4365/aca8d)
- Jones, S., Röpke, F. K., Pakmor, R., et al. 2016, A&A, 593, A72, doi: [10.1051/0004-6361/201628321](https://doi.org/10.1051/0004-6361/201628321)
- Jones, S., Hirschi, R., Nomoto, K., et al. 2013, ApJ, 772, 150, doi: [10.1088/0004-637X/772/2/150](https://doi.org/10.1088/0004-637X/772/2/150)
- Kazeroni, R., Guilet, J., & Foglizzo, T. 2017, MNRAS, 471, 914, doi: [10.1093/mnras/stx1566](https://doi.org/10.1093/mnras/stx1566)
- Kuroda, T., Takiwaki, T., & Kotake, K. 2014, PhRvD, 89, 044011, doi: [10.1103/PhysRevD.89.044011](https://doi.org/10.1103/PhysRevD.89.044011)
- Lattimer, J. M., & Prakash, M. 2001, ApJ, 550, 426, doi: [10.1086/319702](https://doi.org/10.1086/319702)
- Leung, S.-C., & Nomoto, K. 2019, PASA, 36, e006, doi: [10.1017/pasa.2018.49](https://doi.org/10.1017/pasa.2018.49)

- Limongi, M., Roberti, L., Chieffi, A., & Nomoto, K. 2024, arXiv e-prints, arXiv:2312.00107, doi: [10.48550/arXiv.2312.00107](https://doi.org/10.48550/arXiv.2312.00107)
- Miyaji, S., Nomoto, K., Yokoi, K., & Sugimoto, D. 1980, PASJ, 32, 303
- Müller, B., Tauris, T. M., Heger, A., et al. 2019, MNRAS, 484, 3307, doi: [10.1093/mnras/stz216](https://doi.org/10.1093/mnras/stz216)
- Nagakura, H., Burrows, A., Vartanyan, D., & Radice, D. 2020, MNRAS, 500, 696, doi: [10.1093/mnras/staa2691](https://doi.org/10.1093/mnras/staa2691)
- Nakamura, K., Takiwaki, T., & Kotake, K. 2022, MNRAS, 514, 3941, doi: [10.1093/mnras/stac1586](https://doi.org/10.1093/mnras/stac1586)
- Nomoto, K. 1984, ApJ, 277, 791, doi: [10.1086/161749](https://doi.org/10.1086/161749)
- . 1987, ApJ, 322, 206, doi: [10.1086/165716](https://doi.org/10.1086/165716)
- Nordhaus, J., Brandt, T. D., Burrows, A., & Almgren, A. 2012, MNRAS, 423, 1805, doi: [10.1111/j.1365-2966.2012.21002.x](https://doi.org/10.1111/j.1365-2966.2012.21002.x)
- Nugis, T., & Lamers, H. J. G. L. M. 2000, A&A, 360, 227
- Olejak, A., Fryer, C. L., Belczynski, K., & Baibhav, V. 2022, MNRAS, 516, 2252, doi: [10.1093/mnras/stac2359](https://doi.org/10.1093/mnras/stac2359)
- Papish, O., Gilkis, A., & Soker, N. 2015, arXiv e-prints, arXiv:1508.00218, doi: [10.48550/arXiv.1508.00218](https://doi.org/10.48550/arXiv.1508.00218)
- Papish, O., & Soker, N. 2011, MNRAS, 416, 1697, doi: [10.1111/j.1365-2966.2011.18671.x](https://doi.org/10.1111/j.1365-2966.2011.18671.x)
- . 2014, MNRAS, 443, 664, doi: [10.1093/mnras/stu1129](https://doi.org/10.1093/mnras/stu1129)
- Paxton, B., Bildsten, L., Dotter, A., et al. 2011, ApJS, 192, 3, doi: [10.1088/0067-0049/192/1/3](https://doi.org/10.1088/0067-0049/192/1/3)
- Paxton, B., Cantiello, M., Arras, P., et al. 2013, ApJS, 208, 4, doi: [10.1088/0067-0049/208/1/4](https://doi.org/10.1088/0067-0049/208/1/4)
- Paxton, B., Marchant, P., Schwab, J., et al. 2015, ApJS, 220, 15, doi: [10.1088/0067-0049/220/1/15](https://doi.org/10.1088/0067-0049/220/1/15)
- Paxton, B., Schwab, J., Bauer, E. B., et al. 2018, ApJS, 234, 34, doi: [10.3847/1538-4365/aaa5a8](https://doi.org/10.3847/1538-4365/aaa5a8)
- Paxton, B., Smolec, R., Schwab, J., et al. 2019, ApJS, 243, 10, doi: [10.3847/1538-4365/ab2241](https://doi.org/10.3847/1538-4365/ab2241)
- Poelarends, A. J. T., Herwig, F., Langer, N., & Heger, A. 2008, ApJ, 675, 614, doi: [10.1086/520872](https://doi.org/10.1086/520872)
- Potekhin, A. Y., Chabrier, G., & Rogers, F. J. 2009, PhRvE, 79, 016411, doi: [10.1103/PhysRevE.79.016411](https://doi.org/10.1103/PhysRevE.79.016411)
- Quataert, E., Lecoanet, D., & Coughlin, E. R. 2019, MNRAS, 485, L83, doi: [10.1093/mnrasl/slz031](https://doi.org/10.1093/mnrasl/slz031)
- Shibagaki, S., Kuroda, T., Kotake, K., & Takiwaki, T. 2021, MNRAS, 502, 3066, doi: [10.1093/mnras/stab228](https://doi.org/10.1093/mnras/stab228)
- Shishkin, D., & Soker, N. 2021, MNRAS: Letters, 508, L43, doi: [10.1093/mnrasl/slab105](https://doi.org/10.1093/mnrasl/slab105)
- . 2022, MNRAS, 513, 4224, doi: [10.1093/mnras/stac1075](https://doi.org/10.1093/mnras/stac1075)
- . 2023, MNRAS, 522, 438, doi: [10.1093/mnras/stad889](https://doi.org/10.1093/mnras/stad889)
- Soker, N. 2010, MNRAS, 401, 2793, doi: [10.1111/j.1365-2966.2009.15862.x](https://doi.org/10.1111/j.1365-2966.2009.15862.x)
- . 2019, Research in Astronomy and Astrophysics, 19, 095, doi: [10.1088/1674-4527/19/7/95](https://doi.org/10.1088/1674-4527/19/7/95)
- . 2020, Research in Astronomy and Astrophysics, 20, 024, doi: [10.1088/1674-4527/20/2/24](https://doi.org/10.1088/1674-4527/20/2/24)
- . 2022, Research in Astronomy and Astrophysics, 22, 095007, doi: [10.1088/1674-4527/ac7cbc](https://doi.org/10.1088/1674-4527/ac7cbc)
- . 2023a, Research in Astronomy and Astrophysics, 23, 095020, doi: [10.1088/1674-4527/ace9b3](https://doi.org/10.1088/1674-4527/ace9b3)
- . 2023b, arXiv e-prints, arXiv:2309.07863, doi: [10.48550/arXiv.2309.07863](https://doi.org/10.48550/arXiv.2309.07863)
- . 2024, arXiv e-prints, arXiv:2311.17732, doi: [10.48550/arXiv.2311.17732](https://doi.org/10.48550/arXiv.2311.17732)
- Stockinger, G., Janka, H. T., Kresse, D., et al. 2020a, MNRAS, 496, 2039, doi: [10.1093/mnras/staa1691](https://doi.org/10.1093/mnras/staa1691)
- . 2020b, MNRAS, 496, 2039, doi: [10.1093/mnras/staa1691](https://doi.org/10.1093/mnras/staa1691)
- Strotjohann, N. L., Ofek, E. O., & Gal-Yam, A. 2023, arXiv e-prints, arXiv:2311.00744, doi: [10.48550/arXiv.2311.00744](https://doi.org/10.48550/arXiv.2311.00744)
- Sukhbold, T., Ertl, T., Woosley, S. E., Brown, J. M., & Janka, H. T. 2016, ApJ, 821, 38, doi: [10.3847/0004-637X/821/1/38](https://doi.org/10.3847/0004-637X/821/1/38)
- Suzuki, T., Toki, H., & Nomoto, K. 2016, ApJ, 817, 163, doi: [10.3847/0004-637X/817/2/163](https://doi.org/10.3847/0004-637X/817/2/163)
- Suzuki, T., Zha, S., Leung, S.-C., & Nomoto, K. 2019, ApJ, 881, 64, doi: [10.3847/1538-4357/ab2b93](https://doi.org/10.3847/1538-4357/ab2b93)
- Takahashi, K., Yoshida, T., & Umeda, H. 2013, ApJ, 771, 28, doi: [10.1088/0004-637X/771/1/28](https://doi.org/10.1088/0004-637X/771/1/28)
- Timmes, F. X., & Swesty, F. D. 2000, ApJS, 126, 501, doi: [10.1086/313304](https://doi.org/10.1086/313304)
- Vink, J. S., de Koter, A., & Lamers, H. J. G. L. M. 2001, A&A, 369, 574, doi: [10.1051/0004-6361:20010127](https://doi.org/10.1051/0004-6361:20010127)
- Walk, L., Tamborra, I., Janka, H.-T., Summa, A., & Kresse, D. 2020, PhRvD, 101, 123013, doi: [10.1103/PhysRevD.101.123013](https://doi.org/10.1103/PhysRevD.101.123013)
- Woosley, S. E., & Heger, A. 2015, ApJ, 810, 34, doi: [10.1088/0004-637X/810/1/34](https://doi.org/10.1088/0004-637X/810/1/34)
- Yang, H., & Chevalier, R. A. 2015, ApJ, 806, 153, doi: [10.1088/0004-637X/806/2/153](https://doi.org/10.1088/0004-637X/806/2/153)
- Zha, S., Leung, S.-C., Suzuki, T., & Nomoto, K. 2019, ApJ, 886, 22, doi: [10.3847/1538-4357/ab4b4b](https://doi.org/10.3847/1538-4357/ab4b4b)



## APPENDIX



**Figure 7.** The nuclear network used for the simulations of the ECSN progenitors. Horizontal (vertical) axis is the nuclei neutron (proton) number. In dark blue are the isotopes we included in the MESA network, with light blue being an exhaustive set of known nuclides. Note the presence numerous magnesium, neon, fluorine and oxygen isotopes that play a role in the different electron capture chains. Image compiled and data extracted using the `mesa_net_reader` tool on Github<sup>1</sup>.

<sup>1</sup> [mesa\\_net\\_reader](https://github.com/SDcodenum/mesa_net_reader) is a tool that reads mesa network files and extracts a list of all the isotopes included, for easy plotting. Also includes an example plotting scheme. Available on GitHub at [https://github.com/SDcodenum/mesa\\_net\\_reader](https://github.com/SDcodenum/mesa_net_reader)