

AI and Generative AI for Research Discovery and Summarization

Mark E. Glickman
 Department of Statistics
 Harvard University
 glickman@fas.harvard.edu *

Yi Zhang
 Department of Statistics
 Harvard University
 yi_zhang@fas.harvard.edu

Abstract

AI and generative AI tools, including chatbots like ChatGPT that rely on large language models (LLMs), have burst onto the scene this year, creating incredible opportunities to increase work productivity and improve our lives. Statisticians and data scientists have begun experiencing the benefits from the availability of these tools in numerous ways, such as the generation of programming code from text prompts to analyze data or fit statistical models. One area that these tools can make a substantial impact is in research discovery and summarization. Standalone tools and plugins to chatbots are being developed that allow researchers to more quickly find relevant literature than pre-2023 search tools. Furthermore, generative AI tools have improved to the point where they can summarize and extract the key points from research articles in succinct language. Finally, chatbots based on highly parameterized LLMs can be used to simulate abductive reasoning, which provides researchers the ability to make connections among related technical topics, which can also be used for research discovery. We review the developments in AI and generative AI for research discovery and summarization, and propose directions where these types of tools are likely to head in the future that may be of interest to statistician and data scientists.

Keywords: Abductive reasoning, Hallucination, Literature discovery, Manuscript abstraction, Research discovery

*Department of Statistics, Harvard University, Cambridge, MA, USA, 02138

1 Introduction

One of the most important ways for practicing statisticians and data scientists to remain viable in their work is being able to learn and apply unfamiliar methods. Doing so requires the ability to perform literature searches, become familiar with quantitative subfields, and learn about methodological advances. Fortunately, in the current age of Artificial Intelligence (AI), new tools are being developed at a rapid rate that can assist research in ways that were unthinkable a short time ago. The scope of AI technology is advancing so quickly, it is difficult to keep track of the areas of application and of the tools becoming available. As an example, ChatGPT Plus, the premium version of the widely used generative AI large language model (LLM) tool by OpenAI, established 3rd-party plugins in March 2023, with a total of 11 plugins ([Chincha, 2023](#)), and has since grown to 1037 plugins as of mid-December 2023 ([ScriptByAI, 2023](#)). Keeping track of the functionality of all of these plugins, not to mention the explosion of other AI tools that are becoming available, has become a full-time job.

Until relatively recently, statistical researchers have relied mostly on digital libraries such as JSTOR (www.jstor.org), which has for decades archived influential journals in statistics, including Journal of the American Statistical Association (JASA), Journal of the Royal Statistical Society - Series B (JRSS-B), Biometrika, the Annals of Statistics, and many more. However, with options for publication that go way beyond the JSTOR collection, other avenues have opened up. Many statistical researchers have relied on Google Scholar searches (scholar.google.com) to find relevant articles based on provided keywords. Based on key word input, Google Scholar ranks candidate documents using criteria such as the

relevance of the work, where it was published, and the degree to which the work has been cited by other documents (Beel and Gipp, 2009). One of the key limitations of Google Scholar, however, is the lack of a LLM front end to interpret nuanced inputs.

The following example, which we return to throughout this manuscript, demonstrates a limitation of non-LLM search tools. Consider the problem in which a pairwise distance or dissimilarity matrix of n objects has been computed, and it is of interest to generate n vectors each of specified dimension d (that is, d -dimensional embeddings) whose pairwise Euclidean distances correspond, at least approximately, to the initial pairwise distance matrix. Such a procedure is known as classical multidimensional scaling (Torgerson, 1952; Gower, 1966), and is more commonly known among psychometricians than statisticians and data scientists. Performing a Google search using the keywords “generating Euclidean vectors from a pairwise distance matrix” returns the search results in Figure 1.

In every search result item on the first page (and several subsequent pages), Google returned links to methods for computing pairwise distance matrices based on Euclidean vectors, which is the opposite of what was requested. Similarly, a Bing web search resulted in similar sets of results on computing distance matrices from vectors, though Bing did provide a link for a StackExchange question-and-answer mentioning the creation of vectors from a distance matrix, but without providing the correct answer (StackExchange, 2013).

The difficulty with this particular type of search query is that the parser may not be able to distinguish whether the query is about computing distance matrices or about determining vectors that produce given distance matrices. Additionally, the search engine may not be able to distinguish whether web pages are addressing the question of interest or a question

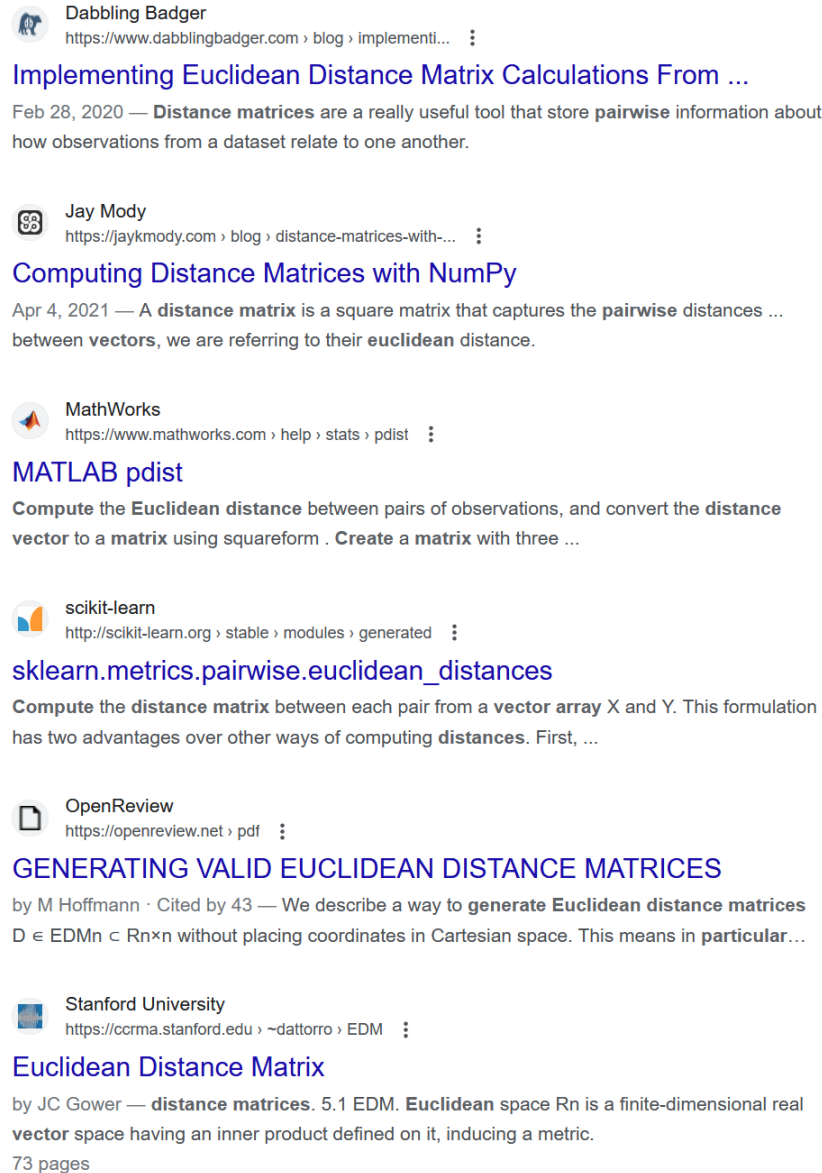


Figure 1: Google search results based on the keywords “generating Euclidean vectors from a pairwise distance matrix.”

that involves a reconfiguration of the words in the search request. Given that many more sites on the web are concerned with computing distance matrices from vectors, a much more conventional task, a search engine is more likely in the face of the uncertainty about the search query to produce results that address the more commonly queried topic. The role of

AI in this type of search is to improve both on making sense of the question’s intent, and to have a more concrete “understanding” of website content.

This article reviews the current landscape of AI tools available to statistical and data science researchers to perform literature searches, to synthesize topics from disparate sources, and to improve the acquisition of knowledge for a data science audience. We describe some of the basic functions of existing tools available to researchers, but our emphasis is on a high-level explanation of how AI tools can enhance work. These tools are constantly updating and improving, so it is only possible to provide a snapshot in time of their basic functioning. We conclude with our hypotheses about how developments in AI tools for data science research will evolve, given the technological accomplishments seen up to this point.

2 Hallucination issues

In November 2022, the chatbot ChatGPT was made publicly available by OpenAI and probably changed the world forever. Early indications were that, despite being trained on an enormous corpus of data that was only current as of 2021 (as of writing, ChatGPT is trained on data up through April 2023), it would eventually replace web search tools like Google, at least to search for information recorded no later than 2021. The availability of ChatGPT inspired other companies working on generative AI to make their products available to the public as well, proliferating a number of generative AI chatbots.

Traditionally, web searches have been the standard for information retrieval, offering results based on indexed web pages. However, tools like ChatGPT, powered by LLMs,

represent a new paradigm. They provide conversational and context-aware responses, which is a departure from the list of links and summaries typical of standard web searches. Despite this innovative approach, ChatGPT and similar AI tools do face a unique challenge not commonly encountered in traditional web searches: the issue of “hallucination.” In the context of AI, hallucination typically refers to the generation of information that is either factually incorrect, irrelevant, or nonsensical, yet is often delivered with a high degree of confidence. This presents a unique challenge in ensuring the reliability and accuracy of the information provided by these AI systems.

As widely covered in news reports (e.g., [Weise and Metz, 2023](#)) and detailed in technical papers (e.g., [Achiam, J. et al., 2023](#)), LLM-based chatbots, including ChatGPT, consistently encounter hallucinations. This issue goes beyond simple technical glitches, striking at the fundamental principles of how these models are trained and function. The comprehensive survey paper by [Ji et al. \(2023\)](#) offers an in-depth examination of this phenomenon. It presents a detailed analysis of the various aspects and implications of hallucinations in language models, providing a comprehensive overview of how and why hallucinations occur in AI systems. We refer interested readers to this paper for a more thorough understanding.

A particularly notable case of hallucination in ChatGPT, which has been observed in multiple instances, is its tendency to fabricate references or cite non-existent sources. For example, in a study investigating the frequency of AI hallucinations in research proposals generated by ChatGPT, it was discovered that out of 178 references cited, 69 did not have a Digital Object Identifier (DOI), and 28 of these were found to be completely non-existent ([Alkaissi and McFarlane, 2023](#)). Similarly, another study evaluating the quality of the an-

swers and the references provided by ChatGPT for medical questions, found that out of the 59 references included in the primary analysis, 41 (69%) were fabricated. Moreover, among the remaining 18 valid references, several had issues: 3 contained minor citation inaccuracies, and 5 had major citation errors (Gravel et al., 2023).

Such hallucinations are not the exception, but rather the norm. We requested ChatGPT to provide five recent papers on “multidimensional scaling” from the past decade. The search results are presented in Figure 2. While these results initially seem credible, a closer look found that two of the five papers (citations 1 and 4) listed actually do not exist. Moreover, among the three valid references, each contains citation inaccuracies, including nonexistent DOIs, incorrect publication years, and in one case (citation 2), an incorrect journal name.

This pattern of hallucinations in ChatGPT’s output significantly undermines the reliability of AI-generated information, especially when used as a search tool for academic content where precision and factual accuracy are not merely preferred, but essential. Consequently, while LLMs like ChatGPT can augment traditional search methods by providing quick, comprehensive, and sometimes insightful summaries, their use must be complemented with an appreciation of their limitations.

Current efforts are focusing on developing more sophisticated training methods, such as using verified and fact-checked datasets, and implementing advanced algorithms capable of cross-referencing and validating information against trusted sources. To this end, chatbots like ChatGPT Plus, which uses the GPT-4 (Achiam, J. et al., 2023) LLM, have incorporated plugins that specifically search for scholarly content and grab the actual publication details rather than let the LLM hallucinate document details on its own. Moreover, there is a



ChatGPT

As of my last update in April 2023, I can provide you with a list of five notable papers on multidimensional scaling (MDS) from approximately the last decade. However, please note that more recent papers might have been published since my last training data. Here are five papers in citation format:

1. Arai, K. (2013). Comparative study on heart diseases classification using K-nearest neighbor and multidimensional scaling. *International Journal of Advanced Research in Artificial Intelligence*, 2(9), 1-6. DOI: 10.14569/IJARAI.2013.020901.
2. Borg, I., & Groenen, P. J. (2013). Modern multidimensional scaling: Theory and applications. *Journal of Educational Measurement*, 50(3), 248-249. DOI: 10.1111/jedm.12020.
3. Mead, A. (2016). Review of the development of multidimensional scaling methods. *The Journal of the Royal Statistical Society: Series D (The Statistician)*, 41(1), 27-39. DOI: 10.2307/2348251.
4. Okada, A., & Imaizumi, T. (2017). Nonmetric multidimensional scaling in the analysis of face-to-face interaction networks. *Journal of the Royal Statistical Society: Series A (Statistics in Society)*, 180(1), 269-295. DOI: 10.1111/rssa.12162.
5. Tzeng, J.-Y., Lu, H.-H. S., & Li, W.-H. (2014). Multidimensional scaling for large genomic data sets. *BMC Bioinformatics*, 15, 1-9. DOI: 10.1186/1471-2105-15-100.

Figure 2: Response of ChatGPT to provide citations for five papers on multidimensional scaling from the last ten years.

growing recognition of the importance of human oversight in the use of LLMs. Integrating expert review can provide an additional layer of verification. Researchers and users are best served by approaching the LLM output with a critical eye, verifying against primary sources and employing a combination of methods for thorough research.

3 Abductive reasoning

The process of inferring the most believable explanation based on a given set of observations or statements is known as abductive reasoning (Peirce, 1935; Peirce et al., 1973). Typically, potential explanations may not be spelled out a priori, so unlike statistical inferential settings

in which a set of potential explanations is usually listed, some notion of creativity is typically associated with the abductive process. A classic example of abductive reasoning is when a patient mentions to their medical provider various symptoms from which they are suffering. The provider then needs to (abductively) reason the likeliest explanation of the symptoms before proposing treatment.

Abductive reasoning is also an essential skill in research discovery, one that is practiced by quantitative researchers all the time. For example, a researcher may have an idea for a novel approach to a problem, and wants to know whether such an approach already exists and has been developed and studied, or about related methods that address the problem the researcher is attempting to solve. Another situation is where a researcher may suspect that an algorithm, statistical procedure, or computational method may already exist, but is unaware of the conventional name of the procedure. These tasks are instances of abductive reasoning; the details of an algorithm or process (the “observations”) are described, and then the conventional description that most plausibly describes the process (the “explanation”) is identified.

These abductive research discovery tasks are now being successfully carried out using LLMs. It is a remarkable feat that LLMs can mimic various aspects of logical reasoning, despite not being trained to do so. Evidence from recent work (Wei et al., 2022a,b; Suzgun et al., 2022) suggests that the more highly parameterized the LLM, the greater the likelihood for the LLM to exhibit reasoning ability in different forms. Examination of the ability of LLMs to reason successfully have produced mixed results (Qiao et al., 2022; Guo et al., 2023; Huang and Chang, 2022; Davis, 2023), though many of the documented conclusions

may already be out of date. [Bang et al. \(2023\)](#) assessed ChatGPT’s abductive reasoning ability based on a challenge dataset ([Bhagavatula et al., 2019](#)) that tests abductive natural language inference. The authors noted that ChatGPT achieved 86.7% accuracy, and that ChatGPT performed better at deductive and abductive reasoning than inductive reasoning. [Pareschi \(2023\)](#) has shown that advanced LLMs like GPT-4 show promise in abductive reasoning in complex situations.

We have found that chatbots such as ChatGPT using GPT-4 can be effective abductive reasoners to discover existing methods based on descriptions. As a simple example, suppose we are interested in learning about methods that can be used to compare the distribution of a binary variable across different groups, as an analog to ANOVA for quantitative outcomes. Using the prompt “What methods exist for testing whether the distribution of a binary variable across different groups is the same, like how ANOVA is often used for quantitative outcomes?”, ChatGPT responds with a summary of common methods that include brief descriptions of chi-square tests, Fisher’s Exact test, logistic regression, the Mantel-Haenszel test, and a few others that are also relevant. For a researcher who may not have been familiar with these standard approaches, ChatGPT’s response provides an answer that can be used as a starting point for follow-up.

The earlier example on generating embeddings given a pairwise distance matrix is even more compelling, especially given the failure of commonly used search engines to direct the user to appropriate websites. When prompted with, “How do I generate Euclidean vectors from a given pairwise distance matrix? Explain the basic approach,” ChatGPT responds with “Generating Euclidean vectors from a given pairwise distance matrix is a task that

involves multidimensional scaling (MDS). The goal is to find a set of points in a Euclidean space such that the distances between points in this space are as close as possible to the distances given in the pairwise distance matrix.” It then provides the correct algorithm to construct the embeddings.

4 Literature discovery

Literature discovery and comparative analysis of research literature often come up as some of the most time-consuming areas when conducting research. As we discuss below, generative AI has been making a big impact in these areas.

4.1 Standalone web-based literature search tools

A literature search engine with a similar purpose to Google Scholar and serves as the back-end for several AI-enhanced tools is Semantic Scholar (www.semanticscholar.org). This free literature search tool is popular with developers given its reliable API. The Semantic Scholar engine, which focuses on scientific literature searches, has the same limitations on input as Google Scholar, but relies more heavily on citation networks and collaborative filtering to identify relevant documents. It can also fine-tune literature searches by allowing the user to specify which documents in its initial search were relevant and which were not, allowing better results after iterating the search. While not strictly an AI tool on its own, Semantic Scholar, along with other recent literature search tools we describe below, has begun enhancing its utility by adding generative AI features. For example, a search on Semantic Scholar accompanies many suggested documents with a brief, typically one-sentence, summary of

the contents of the work. These distillations are created using GPT-3 (Brown et al., 2020) style parsing of an article’s abstract, body, conclusion and title (Cachola et al., 2020). At the time of writing, Semantic Scholar has a database of over 200 million papers over which searches can be performed.

Over the past year, many standalone web-based tools have entered the market as options for conducting research literature searches. The main distinction between these tools and ones like Google Scholar and Semantic Scholar is the use of LLMs to interpret the research prompt provided by the user. This feature may be used to improve the relevance of search queries, or provide downstream output based on the form of the prompt. One of the most popular tools is Consensus (<https://consensus.app>). Early in 2023, the engine had a fairly restricted database of articles that focused on only six areas of scientific inquiry, but more recently Consensus has expanded to the Semantic Scholar database. When a user enters a prompt, Consensus performs a search of the non-stop words in the prompt to information in the titles and abstracts of all the documents in the database. If the user asks a question as their prompt, Consensus aims to supply an LLM-generated answer based on the results of the search.

Another popular standalone tool is Assistant by Scite (<https://scite.ai/assistant>). Like Semantic Scholar, Scite’s Assistant performs a key word search to generate candidate works relevant to the search query. The main strength of Scite is its ability to sort the results by a more complex citation algorithm (Nicholson et al., 2021). Because Scite is focused on citation networks and algorithms, the search tool can provide forward citations of articles on the search list results as easily as it can construct traditional backward citations. Much

of the use for Scite is on finding articles that may support or contrast the search prompt. This may be more appropriate to fields with domain-specific queries, but probably not so directly useful for statistical or data science research.

A standalone web-based literature search tool that we explore below in more detail is Elicit (Kung, 2023), which can be accessed at <https://elicit.com/>. Elicit also uses Semantic Scholar as its database, and finds relevant documents that are semantically related to the research question. The summaries from Elicit include one-sentence summaries of each suggested work (like those directly produced by Semantic Scholar), along with a GPT-3 created overall paragraph summary of the top papers in the list. The user can interact with individual articles by clicking on them, revealing more information about the article. A useful feature is the ability to view critiques of the work (determined through a semantic analysis) by forward-cited articles.

As an example of the use of Elicit, we asked it, “What methods can be used to perform multidimensional scaling based on a pairwise distance matrix?” The results were relevant, but most were older references. We used a now-deprecated feature of Elicit, called “brainstorming”, to generate the useful follow-up question “What are the most commonly used algorithms for multidimensional scaling?” This produced a more useful set of articles, the results of which can be seen in Figure 3.

The article in the list by Yang et al. (2006) seemed to be worthy of follow-up, and upon selecting that article, we obtained the summary seen in Figure 4. Again, we note that in addition to the abstract summary, the possible critiques and other citations can help in evaluating the usefulness of the referenced article. These standalone tools have other helpful

Elicit [FAQ](#) [Tasks](#) [Starred](#) [Help](#)

What are the most commonly used algorithms for multi-dimensional scaling?

SUMMARY OF TOP 4 PAPERS BETA

The papers collectively suggest that there are several algorithms for multidimensional scaling (MDS), including Divide and Conquer MDS, Fast MDS, and MDS based on Gower interpolation. These algorithms are designed to address computational problems that arise when n is large. [Garcia 2019](#) found that these algorithms are effective for reducing dimensionality in large datasets, with Divide and Conquer MDS being the best method for capturing the variance of the original data. [Etschberger 2003](#) noted that optimization algorithms used in MDS can sometimes result in local minima, but did not directly address the question of commonly used algorithms. [Delicado 2020](#) presented the same set of algorithms as [Garcia 2019](#), and found that Fast MDS and MDS based on Gower interpolation are appropriate for use when n is large, while Divide and Conquer MDS is the best method for capturing variance.

Add information about all papers

Abstract summary ☒

Intervention ☐

Outcomes measured ☐

Number of participants ☐

Search for paper information

☆	Multidimensional scaling for Big Data Cristiano Garcia 2019 1 Citations	Fast MDS and MDS based on Gower interpolation are appropriate to use when n is large.
☆	Evolutionary Strategies to Avoid Local Minima in Multidimensional Scaling Stefan Etschberger, Andreas Hilbert 2003 1 Citations DOI	Widely used optimization algorithms try to improve the representation via shifting its coordinates in direction of the negative gradient of a corresponding fit function.
☆	Multidimensional Scaling for Big Data P. Delicado, Cristian Pachon-Garcia 2020 1 Citations	Fast MDS and MDS based on Gower interpolation are appropriate to use when n is large.
☆	Multidimensional Scaling for Big Data Pedro Delicado, Cristian Pachon-Garcia 2020 1 Citations	Fast MDS and MDS based on Gower interpolation are appropriate to use when n is large.
☆	High Performance Multidimensional Scaling for Large High-Dimensional Data Visualization S. Bae, J. Qiu, G. Fox 2012 11 Citations	Multidimensional scaling does not require explicit vector representation for large problems.
☆	A Fast Approximation to Multidimensional Scaling Tynia Yang, Jinze Liu, L. McMillan, Wen Wang 2008 55 Citations	Multidimensional scaling is a class of dimensionality reduction techniques that takes a dissimilarity matrix as input.
☆	Multidimensional scaling: multi-objective optimization approach A. Mackute-Varoneckiene, A. Žilinskas, A. Varoneckas International Conference on Computer Systems and Technologies 2009 2 Citations DOI	Multi-objective optimization approach for multidimensional scaling using evolutionary algorithms is presented.

Figure 3: Results of query to Elicit.

features, such as the ability to further explore the text content of suggested articles via natural language processing (NLP) analyses, export articles and meta-data, and to save and organize previous sessions. It should be noted that these standalone web-based tools are moving in the direction of being fee-based, and the feature selections described here may be out of date as the development of these tools quickly evolve.

4.2 Standalone web-based literature mapping tools

AI-powered engines like Litmaps (www.litmaps.com) and ResearchRabbit (www.researchrabbit.ai) simplify the challenging task of identifying potential gaps in existing literature by visualizing

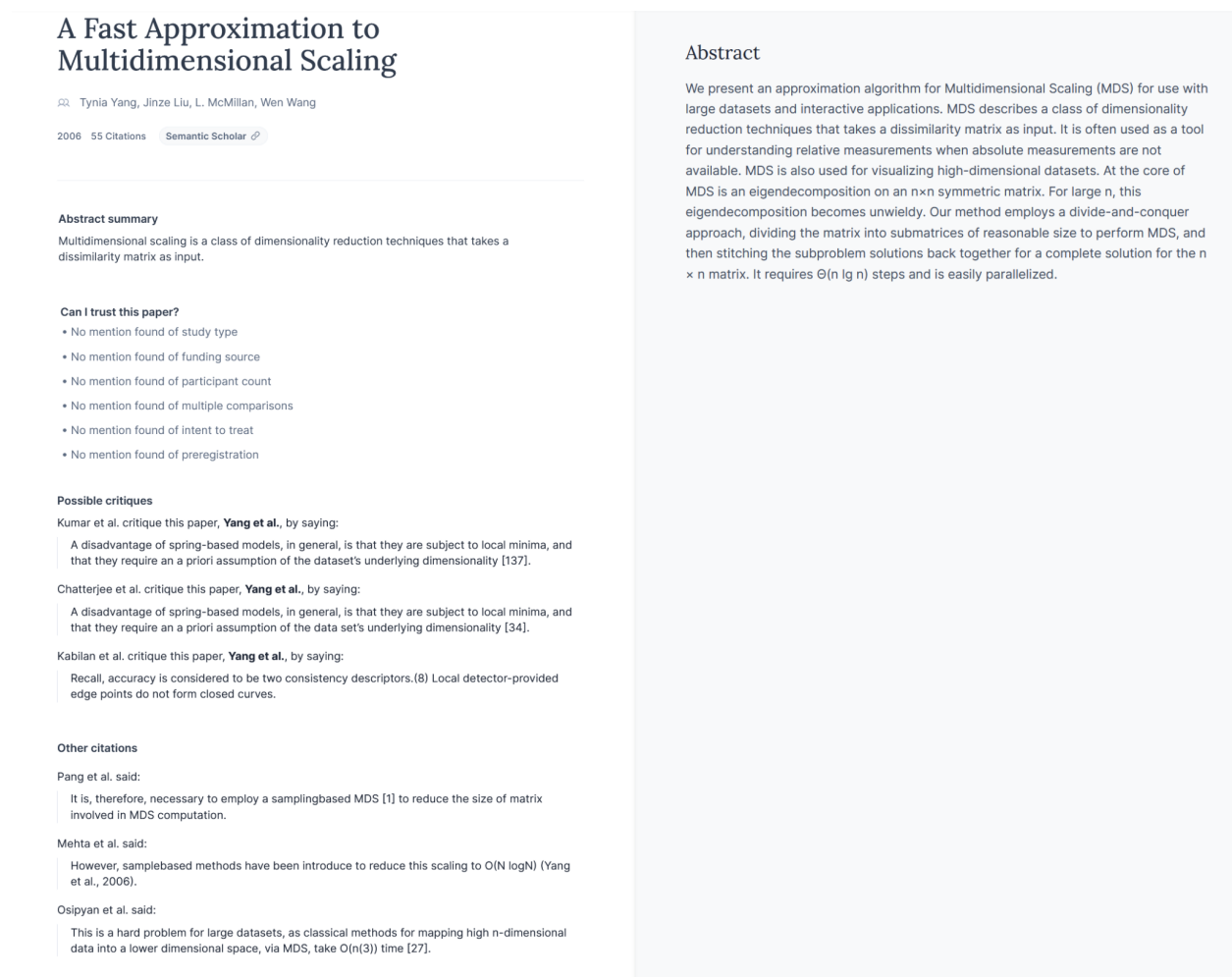


Figure 4: Information provided by Elicit on selected article.

the connections among different academic publications, helping to highlight overlooked or underexplored study areas. Litmaps is an innovative tool designed to streamline the process of literature review for researchers and academics. Utilizing citation searches tailored to databases, Litmaps reveals papers related to a specific topic and then visually maps out the relationships among these studies, providing a cohesive overview of the scientific landscape. This interactive tool generates literature maps that not only help researchers find relevant papers and understand the connections among them, but also facilitate the creation of a

customized repository to aid in the literature review process.

As a simple application, we return to our previous example of generating embeddings from a distance matrix. By inputting the keywords “multidimensional scaling”, Litmaps promptly displays a list of relevant articles and papers. The user can then mark preferred articles and proceed to click on the “Generate Seed Map” button to initiate a literature review, as shown in Figure 5. To illustrate, we selected the published book Borg and Groenen (2005) as a

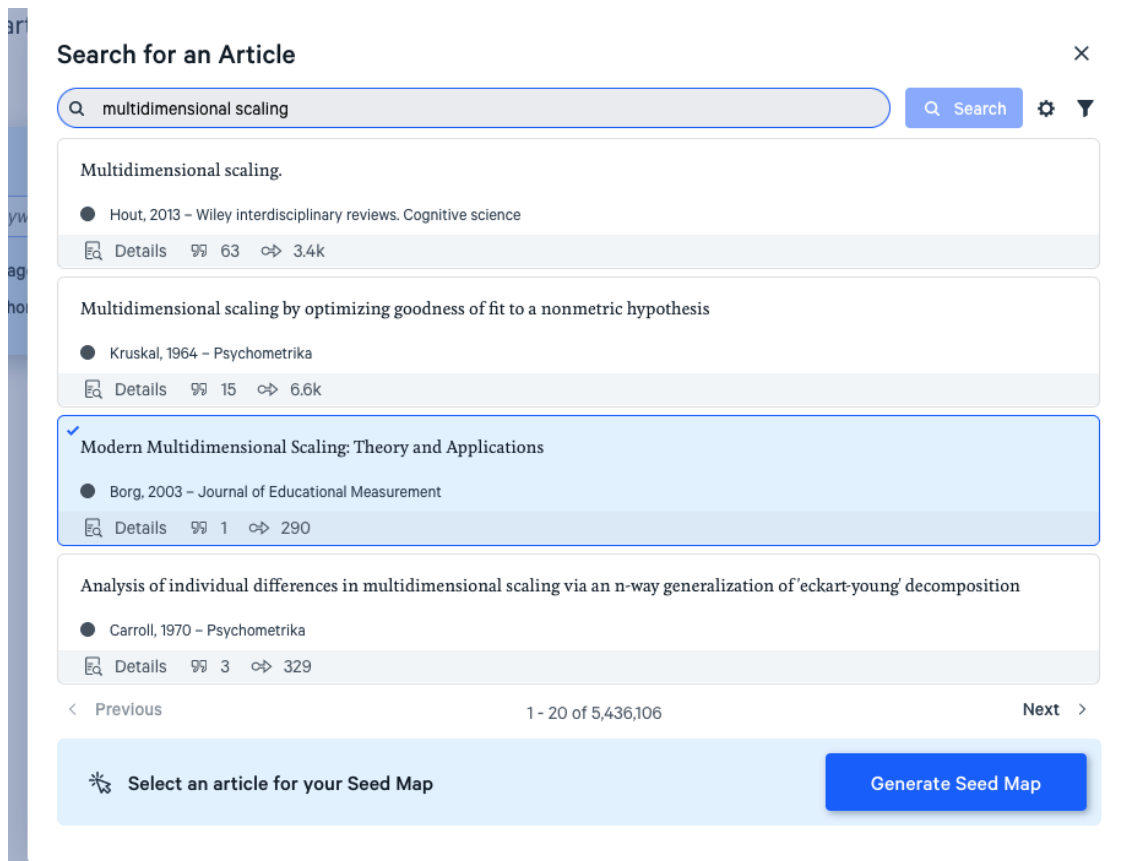


Figure 5: Results of search in Litmaps based on keywords.

starting point, at which point Litmaps then generates a seed map, finding papers that either cite or are cited by this foundational piece. In the top left corner of the map, the paper on “Local Linear Embedding” (Roweis and Saul, 2000) is displayed as seen in Figure 6, which

has received numerous citations reflecting its impact in dimension reduction.

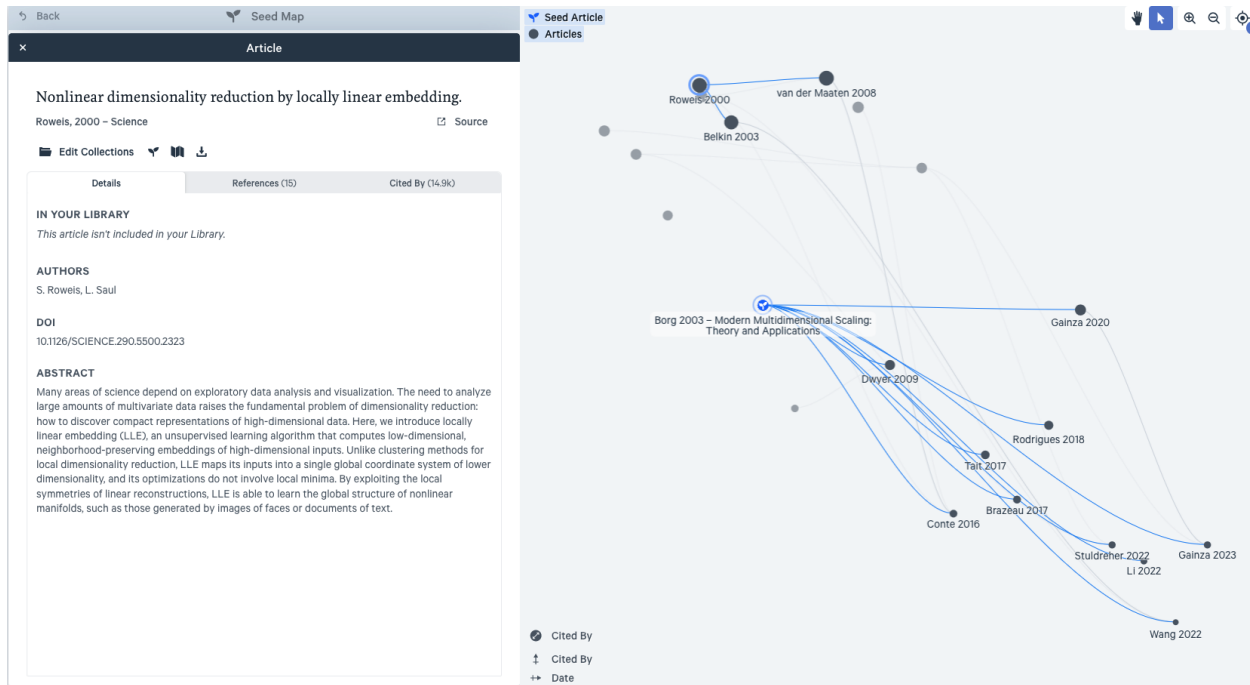


Figure 6: A display of the relevant literature on “local linear embedding” based on the generated seed map.

Building upon this newly selected article and its associated seed map, the “Discovery” feature in Litmaps now accommodates multiple seed inputs, piecing together an extensive discovery map that encompasses a wider array of related literature. This map is organized such that our initial selections form the core in the inner circle, while the outer circle highlights the most relevant additional works. The results are illustrated in Figure 7.

These visualization tools, serving as a kind of “Spotify” for academia, have significantly expanded the possibilities for literature discovery, especially in identifying papers that cross multiple topics or disciplines. They simplify the process of finding related papers and enhance the ability to efficiently access a broad spectrum of academic knowledge. Importantly, these

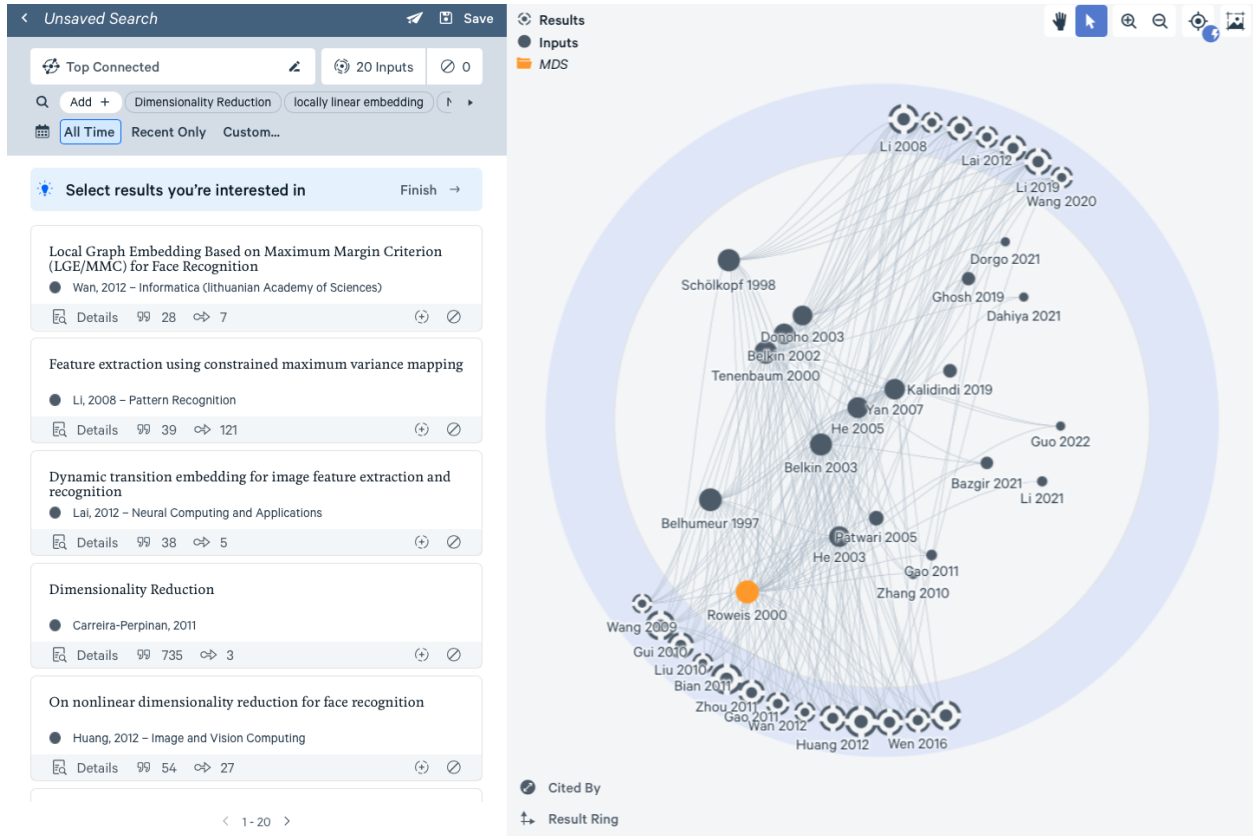


Figure 7: Results of the “Discovery” feature in Litmaps.

tools can also uncover hidden, cross-disciplinary connections that might be missed when specialists concentrate exclusively on their own fields.

4.3 Within-ChatGPT plugin tools/Custom GPTs

In addition to standalone applications, ChatGPT plugins have extended the functionality of the base ChatGPT model, enabling it to perform specialized tasks related to research discovery and summarization.

One popular tool is the ScholarAI plugin (scholarai.io), which is tailored to help researchers access a wide range of peer-reviewed articles, journals, and conference papers. It

simplifies the process of finding relevant literature by allowing searches based on specific queries, such as keywords, authors, or topics, and then retrieves abstracts or even full texts (when available) from various academic publications. A key feature of ScholarAI is its ability to provide concise summaries of these papers. This is particularly useful for researchers who need a quick understanding of a study without reading the entire document, or even an article’s abstract. Additionally, ScholarAI includes citation management tools, which help users save and organize the most relevant papers for their research.

To illustrate the functionality of the ScholarAI plugin, we again consider our previous example. We asked the plugin to find relevant papers on the topic of “local linear embedding”. As shown in Figure 8, the plugin returned several articles based on these keywords, each with a summary, citation counts, and source links. Notably, it included [Roweis and Saul \(2000\)](#), the highly cited Science paper which was also discovered previously through the Litmaps App. ScholarAI provided a brief abstract of this paper, which allows us to quickly grasp the main ideas and importance of the paper. In addition to this key publication, the plugin also identified other relevant studies, each summarized with essential details. This enables us to get a quick understanding of each paper’s contributions without needing to read the full texts.

In addition to the standard ChatGPT plugins, OpenAI has recently been encouraging users to create and share their own “custom” GPTs in the marketplace. Since the launch of OpenAI’s new GPT store, there has been a significant increase in the demand for custom GPTs across various fields and domains. Simply speaking, a custom GPT is a version of ChatGPT that is preloaded with specific knowledge and instructions for in-



You

Find relevant papers on local linear embedding.



ChatGPT

Used ScholarAI



Here are some relevant papers on Local Linear Embedding (LLE):

1. **Local Linear Embedding Algorithm with Adaptively Determining Neighborhood**

- **Authors:** Zhenduo Wang, Jing Wang, Wei-Xia Cheng, Qi Zhang
- **Abstract:** This paper presents a new approach to local linear embedding, focusing on dynamically determining the local neighborhood size for each point. It addresses the issue of uneven data distribution in real-world problems, which the standard LLE algorithm struggles with. The approach uses the shortest path in the local neighborhood graph to estimate geodesic distances and determine neighborhood sizes. [Read more](#)
- **Publication Date:** 2014-01-06
- **Cited by:** 1

2. **Nonlinear Dimensionality Reduction by Locally Linear Embedding**

- **Authors:** S. Roweis, L. Saul
- **Abstract:** This foundational paper introduces LLE as an unsupervised learning algorithm for dimensionality reduction. LLE computes low-dimensional embeddings of high-dimensional data while preserving neighborhood structures. It's distinct from clustering methods and can learn the global structure of nonlinear manifolds. [Read more](#)
- **Publication Date:** 2000-12-22
- **Cited by:** 14902

3. **High-dimensional Function Approximation Using Local Linear Embedding**

- **Authors:** Péter András
- **Abstract:** This paper discusses using LLE for neural network approximation of high-



Figure 8: Search results on “local linear embedding” using the ScholarAI plugin.

interacting with users. For example, we have noticed the recent launch of ResearchGPT (www.researchgpt.com), a custom GPT created by Consensus, which provides a seamless integration of ChatGPT’s conversational capabilities with access to the Semantic Scholar database of research papers, making it arguably more useful for scientific research than us-

ing the standalone Consensus website. This GPT can perform in-depth searches in academic databases, provide brief summaries and answers based on science, help write content with accurate references, and even assist in creating introductions for academic papers.

4.4 Specific tools for summarizing and abstracting manuscripts

ChatGPT is increasingly recognized as an effective tool for summarizing research papers. In general, it does well in analyzing a whole research paper and then producing a concise summary. However, its functionality has been previously limited by the requirement for manual text input, and only recently does it support direct file uploads. ChatGPT plugin tools such as AskYourPDF and ChatwithPDF, and even ScholarAI which has been enhanced to read pdf files, were more specifically developed to enable direct handling of (multiple) pdf files, providing a more flexible option for researchers who need to engage closely with their lengthy documents and data. These tools can provide short, clear summaries of long articles, making them easier to understand. This saves time and helps to clearly show the main points of each paper, making them more digestible.

Although ChatGPT and its associated plugins are effective for summarizing general written content, unfortunately, they encounter difficulties when it comes to more technical research papers, especially those heavy in mathematics and data analysis. The design of ChatGPT, which is more suited for natural language, can struggle to accurately summarize and abstract important details from the technical parts of these papers. This issue is particularly noticeable in areas such as statistical methodology, where crucial theorems and technical specifics are frequently presented through intricate mathematical expressions. In

such cases, ChatGPT is better at offering a basic overview rather than a detailed technical analysis.

As an example, we explored the accuracy of details about [Yang et al. \(2006\)](#) summarized by ChatGPT. With the ScholarAI plugin loaded, ChatGPT presented a brief summary of the initial sections of the paper. One detail in the ChatGPT summary was “The authors propose a divide-and-conquer approach, dividing the matrix into smaller submatrices for MDS, then combining the solutions for the complete $n \times n$ matrix.” We followed up with the question, “How are the results from performing MDS on the smaller submatrices combined to form a complete solution?” The response by ChatGPT can be seen in [Figure 9](#).

The answer by ChatGPT is mostly a rephrasing of the first three paragraphs of text in Section 3 of the manuscript. It is mostly accurate, which may not be surprising given that it is essentially a rephrasing of the body of the paper. However, ChatGPT makes a mistake that appears in items 1 and 5 of its response. ChatGPT refers to the dimensions of the submatrices being of size $n_p \times n_p$, and that n_p points have been sampled from D_i . In fact, the manuscript refers to the dimensions of the submatrices as $\frac{n}{p} \times \frac{n}{p}$, and refers to $\frac{n}{p}$ points sampled from D_i , so ChatGPT misread the quotients as subscripts. Otherwise, the technical details appear accurate.

The ability of ChatGPT to summarize research papers varies depending on the content. It currently appears to be useful for text-focused papers but less effective for those with significant technical or mathematical details.



ChatGPT

Used ScholarAI

The process of combining the results from performing Multidimensional Scaling (MDS) on smaller submatrices to form a complete solution in the paper "A Fast Approximation to Multidimensional Scaling" involves several key steps:

1. **Partitioning the Matrix:** The full $n \times n$ matrix D is partitioned along the diagonal into p submatrices D_1, D_2, \dots, D_p , each of size $n_p \times n_p$.
2. **Computing Individual MDS Solutions:** MDS is computed for each submatrix D_i .
3. **Creating an Alignment Matrix:** A set of s points is sampled from each submatrix D_i and placed into an alignment matrix M_{align} of size $sp \times sp$. The number s should be at least 1 plus the estimated dimensionality of the dataset, and is often oversampled to capture the data's inherent dimensionality. MDS is then run on M_{align} to get low-dimensional coordinates for these sampled points.
4. **Affine Mapping Between Solutions:** For the sampled points, there are now two MDS solutions: one from D_i and one from M_{align} . An affine mapping A_i is computed between these two sets of solutions to align them in a common coordinate system. This is done by solving a linear least squares problem to minimize the error between the approximation of MDS and the real MDS solution.
5. **Applying the Mapping:** The mapping A_i is used to transform the rest of D_i to obtain low-dimensional coordinates for all n_p points.
6. **Recursive Application:** This process is applied recursively until the size of D_i is optimal for running MDS.
7. **Optimizing Submatrix Size:** The size of each submatrix after division should be as large as possible without exceeding a predetermined limit, ensuring efficient execution of MDS. The number of submatrices to be stitched together, p , should be the largest number such that $sp \leq l$, where $l \times l$ is the largest matrix size allowing efficient MDS execution.
8. **Error Considerations:** The authors also discuss the potential for deriving a bound on the expected errors of the Fast-MDS approximation, based on maintaining similar statistics in the submatrix dissimilarity matrices as in the full dissimilarity matrix.

This approach allows for efficient handling and stitching of MDS solutions from large datasets, making the process more scalable and practical for interactive applications.

Figure 9: Summary extraction from [Yang et al. \(2006\)](#).

5 Discussion

Generative AI technology has made enormous strides in such a short time that it should not be surprising that the capabilities of the tools we described are evolving rapidly. On almost

a biweekly basis, we receive email updates about new and upcoming features of the tools we reviewed in this article. Given this dynamic landscape, attempting to encapsulate the full spectrum of features in a static publication would be futile. Even though the state of the art in AI for use in research discovery and exploration is impressive, there remains significant potential for further enhancement. Insightful predictions, challenges, and possible directions for AI development have been articulated by [Morris \(2023\)](#) drawing on input from scientists in various fields, and by [Brodnik et al. \(2023\)](#) in the area of mechanics. In this context, we offer our perspective on the probable trajectories of AI advancement, aiming to further streamline and empower the processes of literature discovery and synthesis.

The tools that currently exist to discover research references are remarkable, yet the scope for enhancing the databases and repositories that underpin these research discovery tools is substantial. We anticipate that as the tools improve, larger catalogs of articles and books would become discoverable. A major challenge, however, lies in navigating copyright issues when accessing literature behind paywalls, such as non-open access journals. This obstacle underscores the need for innovative solutions. Importantly, however, tools could be developed that no longer only searched conventional formats such as articles and books, but would include videos (like lectures or talks), podcasts, slide presentations, and other non-traditional methods of dissemination that could greatly benefit researchers. This is especially valuable for those in the early stages of exploring fields within statistics and data science, who might prefer absorbing information through these alternative, more engaging formats.

In addition to expanding the resources for research discovery, the burgeoning field of extracting and synthesizing information from multiple sources is poised for considerable

advancement, complementing the expansion of research discovery resources. On a smaller scale, having reliable tools that analyze multiple documents can help to distinguish the unique contributions among them, as well as to detect common patterns or methodological trends. On a larger scale, the ability to synthesize large collections of documents on a related topic can lead to creating review articles that would enable researchers to delve into and learn new domains within statistical scientific inquiry with greater ease and depth.

By integrating the content analysis of large collections of published research with impact measures like citation indices, it is possible to discern emerging trends of topics in statistics and data science. This information could guide statistical researchers in strategically choosing their future areas of focus. Using the same source of data, a more speculative development would be the ability to determine from, say, an article's abstract whether the article is likely to be highly cited in the future. In principle, this could be achieved through careful modeling of article citation indices as a function of an abstract's contents, providing a predictive tool for gauging the potential influence of research works.

Another type of tool that could take advantage of both large collections of published research along with AI analysis of text relates to improving citations within manuscripts. For example, having a tool that analyzes a draft version of a manuscript and suggests alternative and possibly more foundational or highly-cited references instead of ones currently in the manuscript could be enormously helpful. Perhaps even more ambitiously, it is within the realm of possibilities that a tool could analyze a draft manuscript and find instances of text that should include proper citations if they do not already exist, flagging these for the researcher's attention. Given the amount of time researchers spend on tracking down

relevant citations, off-loading this task to an AI tool would make publishing research more efficient.

Finally, the success of AI in language translation (Doherty, 2016; Tran et al., 2018; Gülçehre et al., 2015) suggests its potential application in a unique academic challenge: translating specialized terminologies across various quantitative sub-fields in statistics and data science. Researchers often encounter difficulties when trying to reconcile differing terminologies used in classical statistics, computer science, machine learning, econometrics, and psychometrics. The development of AI tools designed to translate technical language across disciplines could serve as a crucial bridge, facilitating better understanding and integration of research across these areas. Such tools would enable researchers to more easily comprehend and utilize work that might currently be challenging to interpret, thus encouraging interdisciplinary collaboration and innovation.

It is important to acknowledge that the future directions of AI in research discovery and summarization outlined here are speculative. However, we believe that the foundational work for these developments is already in place, making significant advancements a matter of “when,” not “if.” The rapid pace of AI progress in recent years is nothing short of astonishing, with tangible impacts already felt by researchers in their professional lives. We anticipate that in the near future, AI tools for research tasks will have evolved to such an extent that researchers can dedicate their efforts to what truly matters: engaging in in-depth research. This shift promises to transform the research landscape, allowing researchers to focus more on innovation and less on administrative tasks.

References

- Achiam, J. et al. (2023). GPT-4 technical report. *ArXiv*, abs/2303.08774.
- Alkaissi, H. and McFarlane, S. I. (2023). Artificial hallucinations in ChatGPT: Implications in scientific writing. *Cureus*, 15(2).
- Bang, Y., Cahyawijaya, S., Lee, N., Dai, W., Su, D., Wilie, B., Lovenia, H., Ji, Z., Yu, T., Chung, W., et al. (2023). A multitask, multilingual, multimodal evaluation of ChatGPT on reasoning, hallucination, and interactivity. *arXiv preprint arXiv:2302.04023*.
- Beel, J. and Gipp, B. (2009). Google scholar’s ranking algorithm: An introductory overview. In *Proceedings of the 12th international conference on scientometrics and informetrics (ISSI’09)*, volume 1, pages 230–241. Rio de Janeiro (Brazil).
- Bhagavatula, C., Bras, R. L., Malaviya, C., Sakaguchi, K., Holtzman, A., Rashkin, H., Downey, D., Yih, S. W.-t., and Choi, Y. (2019). Abductive commonsense reasoning. *arXiv preprint arXiv:1908.05739*.
- Borg, I. and Groenen, P. J. (2005). *Modern multidimensional scaling: Theory and applications*. Springer Science & Business Media.
- Brodnik, N. R., Carton, S., Muir, C., Ghosh, S., Downey, D., Echlin, M. P., Pollock, T. M., and Daly, S. (2023). Perspective: Large language models in applied mechanics. *Journal of Applied Mechanics*, 90(10):101008.
- Brown, T. B., Mann, B., Ryder, N., Subbiah, M., Kaplan, J., Dhariwal, P., Neelakantan, A., Shyam, P., Sastry, G., Askell, A., Agarwal, S., Herbert-Voss, A., Krueger, G., Henighan, T. J., Child, R., Ramesh, A., Ziegler, D. M., Wu, J., Winter, C., Hesse, C., Chen, M., Sigler, E., Litwin, M., Gray, S., Chess, B., Clark, J., Berner, C., McCandlish, S., Radford, A., Sutskever, I., and Amodei, D. (2020). Language models are few-shot learners. *ArXiv*, abs/2005.14165.
- Cachola, I., Lo, K., Cohan, A., and Weld, D. S. (2020). Tldr: Extreme summarization of scientific documents. *ArXiv*, abs/2004.15011.
- Chincha, D. (2023). Number of ChatGPT plugins. Accessed on December 25, 2023.
- Davis, E. (2023). Mathematics, word problems, common sense, and artificial intelligence. *ArXiv*, abs/2301.09723.
- Doherty, S. (2016). Translations: The impact of translation technologies on the process and product of translation. *International Journal of Communication*, 10:23.
- Gower, J. C. (1966). Some distance properties of latent root and vector methods used in multivariate analysis. *Biometrika*, 53(3-4):325–338.

- Gravel, J., D’Amours-Gravel, M., and Osmanlliu, E. (2023). Learning to fake it: Limited responses and fabricated references provided by ChatGPT for medical questions. *Mayo Clinic Proceedings: Digital Health*, 1(3):226–234.
- Guo, B., Zhang, X., Wang, Z., Jiang, M., Nie, J., Ding, Y., Yue, J., and Wu, Y. (2023). How close is ChatGPT to human experts? comparison corpus, evaluation, and detection. *ArXiv*, abs/2301.07597.
- Gülçehre, C., Firat, O., Xu, K., Cho, K., Barrault, L., Lin, H.-C., Bougares, F., Schwenk, H., and Bengio, Y. (2015). On using monolingual corpora in neural machine translation. *ArXiv*, abs/1503.03535.
- Huang, J. and Chang, K. C.-C. (2022). Towards reasoning in large language models: A survey. *ArXiv*, abs/2212.10403.
- Ji, Z., Lee, N., Frieske, R., Yu, T., Su, D., Xu, Y., Ishii, E., Bang, Y. J., Madotto, A., and Fung, P. (2023). Survey of hallucination in natural language generation. *ACM Computing Surveys*, 55(12):1–38.
- Kung, J. (2023). Elicit. *The Journal of the Canadian Health Libraries Association*, 44:15 – 18.
- Morris, M. R. (2023). Scientists’ perspectives on the potential for generative AI in their fields. *ArXiv*, abs/2304.01420.
- Nicholson, J. M., Mordaunt, M., Lopez, P., Uppala, A., Rosati, D., Rodrigues, N. P., Grabitz, P., and Rife, S. C. (2021). Scite: A smart citation index that displays the context of citations and classifies their intent using deep learning. *bioRxiv*.
- Pareschi, R. (2023). Abductive reasoning with the GPT-4 language model: Case studies from criminal investigation, medical practice, scientific research. *Sistemi intelligenti*, 35(2):435–444.
- Peirce, C. S. (1935). Collected papers of charles sanders peirce. vol. v, Pragmatism and Pragmaticism.
- Peirce, C. S., Huebner, K., and Walther, E. (1973). *Lectures on Pragmatism*. Meiner.
- Qiao, S., Ou, Y., Zhang, N., Chen, X., Yao, Y., Deng, S., Tan, C., Huang, F., and Chen, H. (2022). Reasoning with language model prompting: A survey. *ArXiv*, abs/2212.09597.
- Roweis, S. T. and Saul, L. K. (2000). Nonlinear dimensionality reduction by locally linear embedding. *science*, 290(5500):2323–2326.
- ScriptByAI (2023). The complete list of ChatGPT plugins in ChatGPT plugin store. Accessed on December 25, 2023.

- StackExchange (2013). Converting a distance matrix into euclidean vector. Accessed on December 25, 2023.
- Suzgun, M., Scales, N., Schärli, N., Gehrmann, S., Tay, Y., Chung, H. W., Chowdhery, A., Le, Q. V., Chi, E. H., Zhou, D., et al. (2022). Challenging big-bench tasks and whether chain-of-thought can solve them. *arXiv preprint arXiv:2210.09261*.
- Torgerson, W. S. (1952). Multidimensional scaling: I. theory and method. *Psychometrika*, 17(4):401–419.
- Tran, K. M., Bisazza, A., and Monz, C. (2018). The importance of being recurrent for modeling hierarchical structure. *ArXiv*, abs/1803.03585.
- Wei, J., Tay, Y., Bommasani, R., Raffel, C., Zoph, B., Borgeaud, S., Yogatama, D., Bosma, M., Zhou, D., Metzler, D., et al. (2022a). Emergent abilities of large language models. *arXiv preprint arXiv:2206.07682*.
- Wei, J., Wang, X., Schuurmans, D., Bosma, M., Xia, F., Chi, E., Le, Q. V., Zhou, D., et al. (2022b). Chain-of-thought prompting elicits reasoning in large language models. *Advances in Neural Information Processing Systems*, 35:24824–24837.
- Weise, K. and Metz, C. (2023). When A.I. chatbots hallucinate. *The New York Times*. Available at: <https://www.nytimes.com/2023/05/01/business/ai-chatbots-hallucination.html>. Accessed on January 3, 2024.
- Yang, T., Liu, J., McMillan, L., and Wang, W. (2006). A fast approximation to multi-dimensional scaling. In *IEEE workshop on computation intensive methods for computer vision*.