

CHARACTERIZATION OF THE ASYMPTOTIC BEHAVIOR OF U -STATISTICS ON ROW-COLUMN EXCHANGEABLE MATRICES

Tâm Le Minh ^{1,2}

¹ *Univ. Grenoble Alpes, Inria, CNRS, Grenoble INP, LJK, 38000 Grenoble, France*

² *Université Paris-Saclay, AgroParisTech, INRAE, UMR MIA Paris-Saclay, 91120, Palaiseau, France*

Abstract. We consider U -statistics on row-column exchangeable matrices. We present a new decomposition based on orthogonal projections onto probability spaces generated by sets of Aldous-Hoover-Kallenberg variables. These sets are indexed by bipartite graphs, enabling the application of graph-theoretic concepts to describe the decomposition. This framework provides new insights into the characterization of U -statistics on row-column exchangeable matrices, particularly their asymptotic behavior, including in degenerate cases. Notably, the limit distribution depends only on specific terms in the decomposition, corresponding to non-zero components indexed by the smallest graphs, namely the principal support graphs. We show that the asymptotic behavior of a U -statistic is characterized by the properties of its principal support graphs. The number of nodes in these graphs dictates the convergence rate to the limit distribution, with degeneracy occurring if and only if this number is strictly greater than 1. Furthermore, when the principal support graphs are connected, the limit distribution is Gaussian, even in degenerate cases. Applications to network analysis illustrate these findings.

Keywords. degenerate U -statistics, row-column exchangeability, Hoeffding decomposition, asymptotic distribution, network statistics.

Introduction

U -statistics generalize the empirical mean to functions of many variables. Given a sample of n observations (X_1, \dots, X_n) , a U -statistic is defined as

$$U_n = \binom{n}{k}^{-1} \sum_{1 \leq i_1 < \dots < i_k \leq n} h(X_{i_1}, \dots, X_{i_k}),$$

where the kernel $h : \mathbb{R}^k \rightarrow \mathbb{R}$ is a measurable symmetric function. U -statistics are a broad class of statistics encompassing many well-known examples such as the empirical variance, the Wilcoxon one-sample statistic, or Kendall's τ . When the observations (X_1, \dots, X_n) are independent and identically distributed (i.i.d.), the properties of U -statistics are well understood. For general kernels, the central limit theorem (CLT) for U -statistics (Hoeffding, 1948) ensures that the distribution of $\sqrt{n}(U_n - \theta)$ converges to a Gaussian distribution with variance V . This result becomes trivial in degenerate cases where $V = 0$. However, Rubin and Vitale (1980) showed that there exists an integer $2 \leq d \leq k$ such that the distribution of $n^{d/2}(U_n - \theta)$ converges to a non-trivial limit, which can be explicitly identified. A key tool in this analysis is the *Hoeffding decomposition* (Hoeffding, 1961), an orthogonal decomposition of U_n .

U -statistics on row-column exchangeable matrices. In this paper, we address the asymptotic behavior of U -statistics on *row-column exchangeable* (RCE) matrices. An infinite matrix Y is said to be RCE if its probability distribution remains invariant under separate permutations of its rows and columns (Aldous, 1981), that is, for any pair of permutations (σ_1, σ_2) of \mathbb{N} ,

$$(Y_{\sigma_1(i)\sigma_2(j)})_{i,j} \stackrel{\mathcal{D}}{=} Y.$$

For $n > 0$, let $\llbracket n \rrbracket := \{1, \dots, n\}$ and \mathbb{S}_n denote the group of permutations of $\llbracket n \rrbracket$. The kernels $h : \mathcal{M}_{p,q}(\mathbb{R}) \rightarrow \mathbb{R}$ considered are functions of a $p \times q$ submatrix of Y that satisfy the following symmetry property: for all $(\sigma_1, \sigma_2) \in \mathbb{S}_p \times \mathbb{S}_q$,

$$h(Y_{(i_{\sigma_1(1)}, \dots, i_{\sigma_1(p)}; j_{\sigma_2(1)}, \dots, j_{\sigma_2(q)})}) = h(Y_{(i_1, i_2, \dots, i_p; j_1, j_2, \dots, j_q)}),$$

where $Y_{(i_1, \dots, i_p; j_1, \dots, j_q)}$ denotes the $p \times q$ submatrix of Y corresponding to rows i_1, \dots, i_p and columns j_1, \dots, j_q . For such symmetric kernels, the order of the indices in the submatrix is irrelevant. Hence, we use the simplified notation

$$h(Y_{\{i_1, \dots, i_p\}; \{j_1, \dots, j_q\}}) := h(Y_{(i_1, i_2, \dots, i_p; j_1, j_2, \dots, j_q)}).$$

The associated U -statistic $U_{m,n}$ computed on the first m rows and n columns of an infinite matrix Y , is defined as

$$U_{m,n} = \binom{m}{p}^{-1} \binom{n}{q}^{-1} \sum_{\substack{\mathbf{i} \in \mathcal{P}_p(\llbracket m \rrbracket) \\ \mathbf{j} \in \mathcal{P}_q(\llbracket n \rrbracket)}} h(Y_{\mathbf{i},\mathbf{j}}), \quad (1)$$

where for a set A and an integer k , $\mathcal{P}_k(A)$ denotes the set of all the subsets of A with cardinality k , $\llbracket \ell \rrbracket = \{1, \dots, \ell\}$, and $Y_{\mathbf{i},\mathbf{j}}$ represents the submatrix of Y defined by the row indices in \mathbf{i} and column indices in \mathbf{j} . A Hoeffding-type decomposition for these U -statistics has been introduced in [Le Minh et al. \(2023\)](#). This decomposition has been applied to derive a CLT and to construct a general estimator for the asymptotic variance of such U -statistics. However, this decomposition cannot identify the limiting distribution in degenerate cases.

Motivation and applications. The study of RCE matrices is motivated by their relevance in network analysis. Many real-world datasets consist of relational data that are naturally represented as networks. In such representations, entities correspond to nodes, while their connections are depicted as links. A common structure is a bipartite network, where two distinct sets of nodes exist, and links exclusively connect nodes from different sets. Typical examples of bipartite network-structured data include recommender systems ([Zhou et al., 2007](#)), scientific authorship networks ([Newman, 2001](#)) or ecological pollination networks ([Dormann et al., 2009](#)). The adjacency matrix of a bipartite network is typically rectangular, with rows and columns representing the two distinct node sets. In an adjacency matrix Y , each matrix entry Y_{ij} encodes the relationship between the i -th row node i and the j -th column node. For binary networks, $Y_{ij} = 1$ if there is a link between nodes i and j , and $Y_{ij} = 0$ otherwise. For weighted networks, Y_{ij} denotes the weight of the link.

Exchangeability of nodes is a standard assumption in probabilistic network analysis. Many random network models satisfy node exchangeability, including the stochastic block models ([Snijders and Nowicki, 1997](#)), the expected degree distribution models ([Picard et al., 2008](#)), the graphon model ([Lovász and Szegedy, 2006](#)), and their bipartite extensions ([Govaert and Nadif, 2003](#); [Ouadah et al., 2022](#); [Dianconis and Janson, 2008](#)). For bipartite networks, exchangeability implies that the distribution remains invariant under independent permutations of the two node sets. Therefore, the adjacency matrix of an exchangeable bipartite network corresponds to the leading rows and columns of an infinite RCE matrix. U -statistics on RCE matrices provide a general framework for defining network statistics. Among these, motif (or subgraph) counts are particularly well-studied and serve as key descriptors of network topology ([Stark, 2001](#); [Picard et al., 2008](#); [Reinert and Röllin, 2010](#); [Bickel et al., 2011](#); [Bhattacharyya and Bickel, 2015](#); [Coulson et al., 2016](#); [Gao and Lafferty, 2017](#); [Levin and Levina, 2019](#); [Maugis et al., 2020](#); [Naulet et al., 2021](#); [Ouadah et al., 2022](#)). Motif counts have been widely used to analyze networks across diverse domains, including biology ([Shen-Orr et al., 2002](#); [Pržulj et al., 2004](#); [Przytycka, 2006](#)), ecology ([Bascompte and Melián, 2005](#); [Stouffer et al., 2007](#); [Baker et al., 2015](#); [Lanuza et al., 2023](#)) and sociology ([Bearman et al., 2004](#); [Faust, 2006](#); [Duma and Topirceanu, 2014](#); [Choobdar et al., 2012](#)).

Contribution. This paper aims to define a new orthogonal decomposition for U -statistics on RCE matrices. The foundation of this decomposition lies in the Aldous-Hoover-Kallenberg (AHK) representation of RCE matrices ([Hoover, 1979](#); [Aldous, 1981](#); [Kallenberg, 2005](#)), which establishes a connection between this decomposition and the theory of bipartite exchangeable networks. In this respect, this new decomposition is somewhat related to the one proposed in [Le Minh et al. \(2023\)](#), which is too coarse to accurately capture the higher-order fluctuations of degenerate U -statistics. The key advantage of the new decomposition is its finer granularity, enabling the identification of distinct contributions to the asymptotic behavior of U -statistics by each term of the decomposition. Another novelty lies in the fact each term in the decomposition is indexed by bipartite graphs, introducing a novel framework for analyzing U -statistics through graph theory operations, such as graph intersection, inclusion, connectedness, and isomorphism.

This new framework shares similarities with the generalized U -statistics studied by [Janson and Nowicki \(1991\)](#), recently used in the works of [Kaur and Röllin \(2021\)](#) and [Bhattacharya et al. \(2023\)](#). However, these works primarily address motif counts in unipartite binary exchangeable networks. More precisely, [Kaur and Röllin \(2021\)](#) investigated the asymptotic distribution of "centered" motif counts, which are not proper U -statistics directly computed as defined in (1). They obtained a normal approximation theorem through Stein's method, but they did not consider degenerate cases. In contrast, [Bhattacharya et al. \(2023\)](#) examined the limit distribution of traditional motif counts in degenerate cases, depending

on the properties of the network model. However, many other interesting statistics can also be expressed as network U -statistics, notably when the networks are weighted (Le Minh, 2023; Le Minh et al., 2023). Furthermore, the dependence structure induced by the AHK representation for bipartite networks differs from the unipartite setting, making the extension of results from unipartite to bipartite networks nontrivial, as shown in this paper.

Summary and outline. The principal contribution of this paper is the development of a graph-based framework to characterize network U -statistics on bipartite exchangeable models. This framework is associated with an orthogonal decomposition of these U -statistics, offering a comprehensive characterization of their asymptotic properties. These properties are illustrated with some examples from statistical network analysis. Section 1.1 introduces the AHK representation of RCE matrices and Section 1.2 presents the concept of graph sets of AHK variables, a key tool in this framework. These graph sets are used in Section 2.1, which establishes the probability spaces that form the basis for the orthogonal decomposition of U -statistics on RCE matrices. Section 2.2 formally defines the orthogonal decomposition. Section 2.3 derives a variance decomposition for U -statistics on RCE matrices. Sections 3.1 and 3.2 link the decomposition to the limit distribution of U -statistics via the concept of *principal support graphs*, which will be defined there. These sections demonstrate that the limit distribution is determined by the leading terms of the decomposition associated with these graphs. Section 3.3 provides a sufficient condition on principal support graphs for obtaining a Gaussian limit. Finally, Section 3.4 explores alternative asymptotic regimes and their implications for principal support graphs.

1 Sets of Aldous-Hoover-Kallenberg variables

1.1 Aldous-Hoover-Kallenberg representation of RCE matrices

We use the Aldous-Hoover-Kallenberg (AHK) representation for dissociated RCE matrices (Hoover, 1979; Aldous, 1981; Kallenberg, 2005). An RCE matrix is dissociated if, for any (m, n) , $(Y_{ij})_{i \leq m, j \leq n}$ is independent of $(Y_{ij})_{i < m, j < n}$. According to the AHK representation theorem, if Y is a dissociated RCE matrix, then there exist arrays of i.i.d. variables $(\xi_i)_{i \geq 1}$, $(\eta_j)_{j \geq 1}$ and $(\zeta_{ij})_{i, j \geq 1}$ with uniform distribution over $[0, 1]$, and a real measurable function ϕ such that for all $1 \leq i, j < \infty$,

$$Y_{ij} \stackrel{a.s.}{=} \phi(\xi_i, \eta_j, \zeta_{ij}).$$

A function of entries of Y can then be written using these AHK variables. In particular, the kernel $h(Y_{\mathbf{i}, \mathbf{j}})$, where $\mathbf{i} \in \mathcal{P}_p(\mathbb{N})$ and $\mathbf{j} \in \mathcal{P}_q(\mathbb{N})$, can be written as

$$h(Y_{\mathbf{i}, \mathbf{j}}) = h\left(\left(\phi(\xi_i, \eta_j, \zeta_{ij})\right)_{i \in \mathbf{i}, j \in \mathbf{j}}\right) =: h_\phi\left(\left(\xi_i\right)_{i \in \mathbf{i}}, \left(\eta_j\right)_{j \in \mathbf{j}}, \left(\zeta_{ij}\right)_{i \in \mathbf{i}, j \in \mathbf{j}}\right),$$

and $h_\phi : [0, 1]^{p+q+pq} \rightarrow \mathbb{R}$ is a function, with the symmetry property

$$h_\phi\left(\left(\xi_{\sigma_1(i)}\right)_{i \in \mathbf{i}}, \left(\eta_{\sigma_2(j)}\right)_{j \in \mathbf{j}}, \left(\zeta_{\sigma_1(i)\sigma_2(j)}\right)_{i \in \mathbf{i}, j \in \mathbf{j}}\right) = h_\phi\left(\left(\xi_i\right)_{i \in \mathbf{i}}, \left(\eta_j\right)_{j \in \mathbf{j}}, \left(\zeta_{ij}\right)_{i \in \mathbf{i}, j \in \mathbf{j}}\right),$$

for all permutations σ_1 and σ_2 of \mathbf{i} and \mathbf{j} respectively. The U -statistic with kernel h defined by (1) can be rewritten with h_ϕ as follows

$$U_{m,n} = \left[\binom{m}{p} \binom{n}{q} \right]^{-1} \sum_{\substack{\mathbf{i} \in \mathcal{P}_p(\llbracket m \rrbracket) \\ \mathbf{j} \in \mathcal{P}_q(\llbracket n \rrbracket)}} h_\phi\left(\left(\xi_i\right)_{i \in \mathbf{i}}, \left(\eta_j\right)_{j \in \mathbf{j}}, \left(\zeta_{ij}\right)_{i \in \mathbf{i}, j \in \mathbf{j}}\right).$$

With this formula, it becomes apparent that $U_{m,n}$ shares some similarities with the generalized U -statistics defined by Janson and Nowicki (1991). Their generalized U -statistics are averages of random variables of the form $f((\xi_i)_{i \in \mathbf{i}}; (\zeta_{ij})_{(i,j) \in \mathbf{i} \times \mathbf{j}})$. Thus, although generalized U -statistics are adapted to unipartite random graphs, our bipartite setup changes the structure of the variables averaged in the U -statistics, which will lead to a different characterization.

For simplification, we will now write $h_{\mathbf{i}, \mathbf{j}} := h_\phi\left(\left(\xi_i\right)_{i \in \mathbf{i}}, \left(\eta_j\right)_{j \in \mathbf{j}}, \left(\zeta_{ij}\right)_{i \in \mathbf{i}, j \in \mathbf{j}}\right)$, so that

$$U_{m,n} = \left[\binom{m}{p} \binom{n}{q} \right]^{-1} \sum_{\substack{\mathbf{i} \in \mathcal{P}_p(\llbracket m \rrbracket) \\ \mathbf{j} \in \mathcal{P}_q(\llbracket n \rrbracket)}} h_{\mathbf{i}, \mathbf{j}}.$$

1.2 Graph sets of Aldous-Hoover-Kallenberg variables

The idea behind the new decomposition of a U -statistic is to find orthogonal projections first for $h_{\mathbf{i},\mathbf{j}}$, for all \mathbf{i} and \mathbf{j} , and then use the previous expression to derive the decomposition for $U_{m,n}$. To define the projections for $h_{\mathbf{i},\mathbf{j}}$, we have to define the relevant subspaces for these projections. These subspaces, defined in the next section, are generated by subsets of AHK variables. To denote these subsets, we will be using a notation involving bipartite graphs. These graphs have no direct link with the network data, they are just a formalism to define subsets of AHK variables.

1.2.1 Notations for bipartite graphs

A bipartite graph G is denoted $G = (V_1(G), V_2(G), E(G))$, where $V_1(G)$ and $V_2(G)$ are the two sets of vertices and $E(G) \subseteq V_1(G) \times V_2(G)$ is the set of edges of G . We denote $v_1(G) = \text{Card}(V_1(G))$ and $v_2(G) = \text{Card}(V_2(G))$. A subgraph $F \subseteq G$ is such that $V_1(F) \subseteq V_1(G)$, $V_2(F) \subseteq V_2(G)$ and $E(F) \subseteq (V_1(F) \times V_2(F)) \cap E(G)$. We write $F \subset G$ if we have both $F \subseteq G$ and $F \neq G$.

Let $A = \{a_i : i \in I\}$ be a countable set indexed by I and σ some mapping $\sigma : I \rightarrow I$. We denote the action of σ on A by $\sigma A = \{a_{\sigma(i)} : i \in I\}$. Let G be a bipartite graph. Suppose that $V_1(G)$ is indexed by the set I and $V_2(G)$ by the set J . The action of a pair of mappings $\Phi = (\sigma_1, \sigma_2)$ on G , where $\sigma_1 : I \rightarrow I$ and $\sigma_2 : J \rightarrow J$, is denoted

$$\Phi G := (\sigma_1 V_1(G), \sigma_2 V_2(G), \Phi E(G)), \quad (2)$$

where $\Phi E(G) = \{(x_{\sigma_1(i)}, y_{\sigma_2(j)}) : (x_i, y_j) \in E(G), (i, j) \in I \times J\}$. Among these mappings, the bijective ones are called permutations.

For two bipartite graphs G_1 and G_2 with same number of row nodes $r = v_1(G_1) = v_1(G_2)$ and column nodes $c = v_2(G_1) = v_2(G_2)$, we say that they are isomorphic if and only if there exists a pair of permutations $\Phi = (\sigma_1, \sigma_2) \in \mathbb{S}_r \times \mathbb{S}_c$ such that $\Phi G_1 = G_2$. In this case, we write $G_1 \sim G_2$. The number of elements Φ of $\mathbb{S}_r \times \mathbb{S}_c$ such that $\Phi G = G$ is the number of automorphisms of G , denoted $|\text{Aut}(G)|$.

We define $K_{\mathbf{i},\mathbf{j}} = (\mathbf{i}, \mathbf{j}, \mathbf{i} \times \mathbf{j})$ the fully connected bipartite graph with row node set \mathbf{i} and column node set \mathbf{j} . For $p \geq 0$ and $q \geq 0$, we denote $K_{p,q} = K_{\llbracket p \rrbracket, \llbracket q \rrbracket}$.

For $r \geq 0$ and $c \geq 0$, we can define a minimal set $\Gamma_{r,c}$ of all subgraphs of $K_{r,c}$ with r row nodes and c column nodes, such that every graph G with the same numbers of nodes is isomorphic to exactly one element of $\Gamma_{r,c}$. Denote $\Gamma_{p,q}^- = \bigcup_{(0,0) < (r,c) \leq (p,q)} \Gamma_{r,c}$. The notation $(0,0) < (r,c) \leq (p,q)$ means $0 \leq r \leq p$, $0 \leq c \leq q$ and $(r,c) \neq (0,0)$. Every non-empty graph G with $v_1(G) \leq p$ and $v_2(G) \leq q$ is isomorphic to exactly one element of $\Gamma_{p,q}^-$.

1.2.2 Definition of graph sets

Let G be a bipartite graph. We can define the set $H(G)$ of AHK variables associated to G as

$$H(G) = ((\xi_i)_{i \in V_1(G)}, (\eta_j)_{j \in V_2(G)}, (\zeta_{ij})_{(i,j) \in E(G)}).$$

$H(G)$ is composed of the variables (ξ_i) indexed by the vertices in $V_1(G)$, (η_j) indexed by the vertices in $V_2(G)$, and (ζ_{ij}) indexed by the edges in $E(G)$. Figure 1 right illustrates this construction. We see that $h_{\mathbf{i},\mathbf{j}} = h_\phi((\xi_i)_{i \in \mathbf{i}}, (\eta_j)_{j \in \mathbf{j}}, (\zeta_{ij})_{i \in \mathbf{i}, j \in \mathbf{j}}) = h_\phi(H(K_{\mathbf{i},\mathbf{j}}))$. In other words, $h_{\mathbf{i},\mathbf{j}}$ belongs to some functional probability space generated by the AHK variables $H(K_{\mathbf{i},\mathbf{j}})$. The subspaces on which $h_{\mathbf{i},\mathbf{j}}$ will be decomposed are generated by subsets of $H(K_{\mathbf{i},\mathbf{j}})$, which are of the form $H(G)$, where $G \subset K_{\mathbf{i},\mathbf{j}}$, as shown in Figure 1.

In the following section, we define rigorously these subspaces and we exhibit some of their properties. This enables us to define a decomposition for U -statistics on RCE matrices.

2 Orthogonal decomposition of U -statistics on RCE matrices

2.1 Decomposition of the probability space

Let G be a bipartite graph and denote $L_2(G)$ the space of all square-integrable random variables measurable with respect to $\sigma(H(G))$. $L_2(G)$ is an Hilbert space with inner product $\langle X, Y \rangle = \mathbb{E}[XY]$. We investigate the following decomposition for $X \in L_2(G)$

$$X = \sum_{F \subseteq G} p^F(X), \quad (3)$$

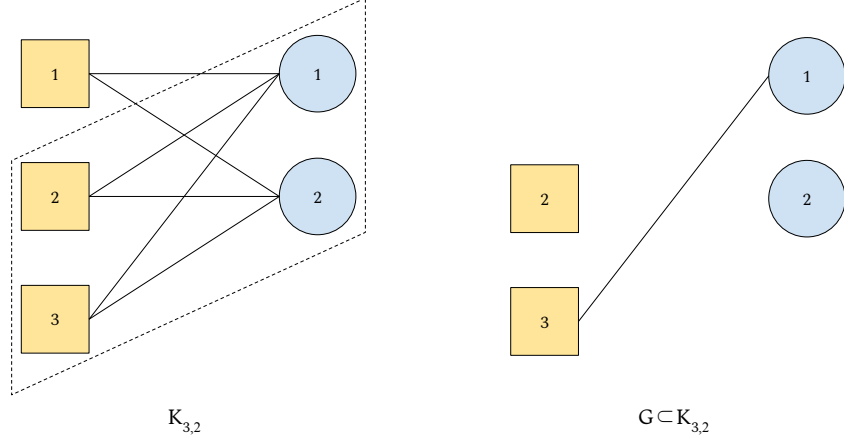


Figure 1: A bipartite graph and one subgraph. For each graph, the row nodes are on the right and the column nodes are on the left. Left: the graph $K_{3,2}$. Right: a subgraph G extracted from the row nodes $\{2, 3\}$ and the column nodes $\{1, 2\}$ of $K_{3,2}$. Here, G only keeps one edge among the four allowed between the row nodes $\{2, 3\}$ and the column nodes $\{1, 2\}$. G defines the subset $H(G) = (\{\xi_2, \xi_3\}, \{\eta_1, \eta_2\}, \{\zeta_{13}\})$.

where the $p^F(X)$ are defined by recursion with $p^\emptyset(X) = \mathbb{E}[X]$ and for all F ,

$$p^F(X) = \mathbb{E}[X \mid H(F)] - \sum_{F' \subset F} p^{F'}(X).$$

Now, we define $L_2^*(G) \subset L_2(G)$ as follows

$$L_2^*(G) = \{X \in L_2(G) : \mathbb{E}[X \mid H(F)] = 0, \forall F \subset G\}. \quad (4)$$

These subspaces are linked to the decomposition (3). First, we show that each term of the decomposition belongs to one of these spaces, which shows that the decomposition is a decomposition on these subspaces. The following proposition can be shown by induction, as indicated in Appendix A.

Proposition 2.1. *For two bipartite graphs $F \subseteq G$ and $X \in L_2(G)$, $p^F(X) \in L_2^*(F)$.*

Now, we prove the most important property of this decomposition. An Hoeffding-type decomposition is an orthogonal decomposition. The following proposition shows that this is the case.

Proposition 2.2. *For all bipartite graphs G , $L_2(G)$ is the orthogonal direct sum of the spaces $L_2^*(F)$, for all $F \subseteq G$. This is denoted by $L_2(G) \oplus_{F \subseteq G}^\perp L_2^*(F)$.*

Proof. Equation (3) and Proposition 2.1 already show that $L_2(G) \oplus_{F \subseteq G}^\perp L_2^*(F)$. We only have to show that for any two distinct bipartite graphs G_1 and G_2 , we have $L_2^*(G_1) \perp L_2^*(G_2)$. Let $X_1 \in L_2^*(G_1)$ and $X_2 \in L_2^*(G_2)$. Let $\overline{G} = G_1 \cap G_2$. Since G_1 and G_2 are distinct, then at least one of the affirmations $\overline{G} \subset G_1$ and $\overline{G} \subset G_2$ is true. Assume that $\overline{G} \subset G_1$, then $\mathbb{E}[X_1 X_2] = \mathbb{E}[\mathbb{E}[X_1 X_2 \mid H(G_1)]] = \mathbb{E}[X_1 \mathbb{E}[X_2 \mid H(\overline{G})]] = 0$, so $L_2^*(G_1) \perp L_2^*(G_2)$. \square

Remark 1. From this proof, we can see that $L_2^*(G)$ can also be characterized by the expression $L_2^*(G) = L_2(G) \cap (\cup_{F \subset G} L_2(F)^\perp)$.

2.2 Decomposition of U -statistics

For all $(0, 0) \leq (p, q) \leq (m, n)$, $(\mathbf{i}, \mathbf{j}) \in \mathcal{P}_p(\llbracket m \rrbracket) \times \mathcal{P}_q(\llbracket n \rrbracket)$, $G \subseteq K_{\mathbf{i}, \mathbf{j}}$, we can apply the decomposition (3) on $h_{\mathbf{i}, \mathbf{j}} \in L_2(K_{\mathbf{i}, \mathbf{j}})$.

$$p^G(h_{\mathbf{i}, \mathbf{j}}) = \mathbb{E}[h_{\mathbf{i}, \mathbf{j}} \mid H(G)] - \sum_{F \subset G} p^F(h_{\mathbf{i}, \mathbf{j}}),$$

where $p^\emptyset(h_{\mathbf{i}, \mathbf{j}}) = \mathbb{E}[h_{\mathbf{i}, \mathbf{j}}] = \mathbb{E}[h_{\llbracket p \rrbracket, \llbracket q \rrbracket}]$.

For all $G \subseteq K_{\mathbf{i}, \mathbf{j}}$, we remind that $V_1(G) \subseteq \mathbf{i}$ and $V_2(G) \subseteq \mathbf{j}$. Define $\overline{V_1(G)}$ and $\overline{V_2(G)}$ the complements of respectively $V_1(G)$ and $V_2(G)$ in respectively \mathbf{i} and \mathbf{j} . In fact, the term $p^G(h_{\mathbf{i}, \mathbf{j}})$ does not depend on the elements of $\overline{V_1(G)}$ and $\overline{V_2(G)}$, i.e. even if $(\mathbf{i}_1, \mathbf{j}_1) \neq (\mathbf{i}_2, \mathbf{j}_2)$, as long as $G \subset K_{\mathbf{i}_1, \mathbf{j}_1} \cap K_{\mathbf{i}_2, \mathbf{j}_2}$, we have

$p^G(h_{\mathbf{i}_1, \mathbf{j}_1}) = p^G(h_{\mathbf{i}_2, \mathbf{j}_2})$. Therefore, we use the notation $p^G := p^G(h_{\mathbf{i}, \mathbf{j}})$, for all $G \in K_{\mathbf{i}, \mathbf{j}}$. From Equation (3), we can write

$$h_{\mathbf{i}, \mathbf{j}} = \sum_{G \subseteq K_{\mathbf{i}, \mathbf{j}}} p^G,$$

and the U -statistic $U_{m,n}$ can be rewritten

$$\begin{aligned} U_{m,n} &= \binom{m}{p}^{-1} \binom{n}{q}^{-1} \sum_{\substack{\mathbf{i} \in \mathcal{P}_p(\llbracket m \rrbracket) \\ \mathbf{j} \in \mathcal{P}_q(\llbracket n \rrbracket)}} \sum_{G \subseteq K_{\mathbf{i}, \mathbf{j}}} p^G \\ &= \binom{m}{p}^{-1} \binom{n}{q}^{-1} \sum_{\substack{\mathbf{i} \in \mathcal{P}_p(\llbracket m \rrbracket) \\ \mathbf{j} \in \mathcal{P}_q(\llbracket n \rrbracket)}} \sum_{(0,0) \leq (r,c) \leq (p,q)} \sum_{\substack{G \subseteq K_{\mathbf{i}, \mathbf{j}} \\ (v_1(G), v_2(G)) = (r,c)}} p^G \\ &= \sum_{(0,0) \leq (r,c) \leq (p,q)} P_{m,n}^{r,c}, \end{aligned}$$

where $P_{m,n}^{r,c} = \binom{m}{p}^{-1} \binom{n}{q}^{-1} \sum_{\substack{\mathbf{i} \in \mathcal{P}_p(\llbracket m \rrbracket) \\ \mathbf{j} \in \mathcal{P}_q(\llbracket n \rrbracket)}} \sum_{\substack{G \subseteq K_{\mathbf{i}, \mathbf{j}} \\ (v_1(G), v_2(G)) = (r,c)}} p^G$.

Note that in general, for $G \subseteq K_{\mathbf{i}, \mathbf{j}}$, p^G is not symmetric, that means $p^G(h_{\sigma_1 \mathbf{i}, \sigma_2 \mathbf{j}}) \neq p^G(h_{\mathbf{i}, \mathbf{j}})$ for a pair of permutations $(\sigma_1, \sigma_2) \in \mathbb{S}_p \times \mathbb{S}_q$. We define \bar{p}^G the symmetrized version of p^G as

$$\bar{p}^G = \sum_{(\sigma_1, \sigma_2) \in \mathbb{S}_p \times \mathbb{S}_q} p^G(h_{\sigma_1 \mathbf{i}, \sigma_2 \mathbf{j}}) = \sum_{\Phi \in \mathbb{S}_p \times \mathbb{S}_q} p^{\Phi G} = \sum_{\substack{G' \subseteq K_{\mathbf{i}, \mathbf{j}} \\ G' \sim G}} p^{G'}.$$

For two isomorphic subgraphs G_1 and G_2 of $K_{\mathbf{i}, \mathbf{j}}$, we have $\bar{p}^{G_1} = \bar{p}^{G_2}$ by symmetry. There is exactly one element $G \in \Gamma_{r,c}$, where $r = v_1(G_1) = v_1(G_2)$ and $c = v_2(G_1) = v_2(G_2)$, which is isomorphic to both G_1 and G_2 . Therefore, for all $(\mathbf{i}, \mathbf{j}) \in \mathcal{P}_p(\llbracket m \rrbracket) \times \mathcal{P}_q(\llbracket n \rrbracket)$, we can index these quantities with the graph $G \in \Gamma_{r,c}$ instead of $G \in K_{\mathbf{i}, \mathbf{j}}$. Then, we denote

$$\tilde{p}_{\mathbf{i}, \mathbf{j}}^G := \bar{p}^{G'},$$

where $G \in \Gamma_{r,c}$ and G' is any subgraph of $K_{\mathbf{i}, \mathbf{j}}$ which is isomorphic to G . We can also denote \tilde{p}^G the function $\tilde{p}^G : (\mathbf{i}, \mathbf{j}) \mapsto \tilde{p}_{\mathbf{i}, \mathbf{j}}^G$.

Because there are $r! \binom{p}{r} c! \binom{q}{c} |\text{Aut}(G)|^{-1}$ distinct subgraphs of $K_{\mathbf{i}, \mathbf{j}}$ that are isomorphic to $G \in \Gamma_{r,c}$, we obtain the following alternative decomposition

$$h_{\mathbf{i}, \mathbf{j}} = (p!q!)^{-1} \sum_{G \subseteq K_{\mathbf{i}, \mathbf{j}}} \bar{p}^G = \sum_{0 \leq (r,c) \leq (p,q)} \sum_{G \in \Gamma_{r,c}} \frac{1}{(p-r)!(q-c)!|\text{Aut}(G)|} \tilde{p}_{\mathbf{i}, \mathbf{j}}^G$$

and

$$P_{m,n}^{r,c} = \sum_{G \in \Gamma_{r,c}} \frac{1}{(p-r)!(q-c)!|\text{Aut}(G)|} \tilde{P}_{m,n}^G,$$

where for all $G \in \Gamma_{r,c}$, $\tilde{P}_{m,n}^G = \binom{m}{p}^{-1} \binom{n}{q}^{-1} \sum_{\substack{\mathbf{i} \in \mathcal{P}_p(\llbracket m \rrbracket) \\ \mathbf{j} \in \mathcal{P}_q(\llbracket n \rrbracket)}} \tilde{p}_{\mathbf{i}, \mathbf{j}}^G$ is the U -statistic of kernel \tilde{p}^G . Finally, the $U_{m,n}$ can be rewritten as

$$U_{m,n} = \sum_{0 \leq (r,c) \leq (p,q)} \sum_{G \in \Gamma_{r,c}} \frac{1}{(p-r)!(q-c)!|\text{Aut}(G)|} \tilde{P}_{m,n}^G. \quad (5)$$

Remark 2. This decomposition is related to the one defined by [Le Minh et al. \(2023\)](#). The latter consists of an orthogonal projection of $h_{\mathbf{i}, \mathbf{j}} \in L_2(K_{\mathbf{i}, \mathbf{j}})$ on the subspaces $(\underline{L}_2(K_{\mathbf{i}', \mathbf{j}'}))_{\mathbf{i}' \subseteq \mathbf{i}, \mathbf{j}' \subseteq \mathbf{j}}$, where

$$\underline{L}_2(K_{\mathbf{i}, \mathbf{j}}) = \{X \in L_2(K_{\mathbf{i}, \mathbf{j}}) : \mathbb{E}[X \mid H(K_{\mathbf{i}', \mathbf{j}'})] = 0, \forall \mathbf{i}' \subseteq \mathbf{i}, \mathbf{j}' \subseteq \mathbf{j}\}. \quad (6)$$

Comparing this with the subspaces (4), we see that the decomposition on the subspaces of the form (6) is coarser, as they only consist in subspaces generated by graphs of the form $K_{\mathbf{i}, \mathbf{j}}$. For this reason, it does not capture the subtleties determining the limit distribution of degenerate U -statistics. We will see that the decomposition given by equation (5) can fill this gap, at the cost of being more complex.

2.3 Decomposition of the variance of U -statistics

Just like the classic Hoeffding decomposition of U -statistics of i.i.d. observations (Hoeffding, 1961), the decomposition (5) is convenient to decompose the variance of U -statistics on row-column exchangeable matrices. The following two results come from the orthogonality of the projections. For a random variable X , $\mathbb{V}[X]$ denotes its variance.

The first expression links $\mathbb{V}[U_{m,n}]$ to the variance of the projections $\mathbb{V}[p^G] = \mathbb{E}[(p^G)^2]$. It is obtained by direct calculation, as shown in Appendix B.

Proposition 2.3.

$$\mathbb{V}[U_{m,n}] = \sum_{(0,0) < (r,c) \leq (p,q)} \frac{(m-r)!}{m!} \frac{(n-c)!}{n!} V^{(r,c)},$$

where for all $(0,0) < (r,c) \leq (p,q)$,

$$V^{(r,c)} = \frac{p!^2 q!^2}{(p-r)!^2 (q-c)!^2} \sum_{G \in \Gamma_{r,c}} |\text{Aut}(G)|^{-1} \mathbb{E}[(p^G)^2].$$

The second expression links $\mathbb{V}[U_{m,n}]$ to the variance of the U -statistics $\tilde{P}_{m,n}^G$ associated to the symmetrized projections \tilde{p}^G .

Corollary 2.4.

$$\mathbb{V}[U_{m,n}] = \sum_{0 < (r,c) \leq (p,q)} \sum_{G \in \Gamma_{r,c}} \left(\frac{1}{(p-r)!(q-c)!|\text{Aut}(G)|} \right)^2 \mathbb{V}[\tilde{P}_{m,n}^G]$$

It can be naturally obtained from Proposition 2.3 using the following lemma.

Lemma 2.5.

$$\mathbb{V}[\tilde{P}_{m,n}^G] = \frac{(m-r)!}{m!} \frac{(n-c)!}{n!} p!^2 q!^2 |\text{Aut}(G)| \mathbb{E}[(p^G)^2].$$

The proof of this lemma requires to handle the symmetrized projections, which can be tricky. In this regard, the next lemma is particularly helpful. For this reason, it will also be used several times later. The proofs of both lemmas are given in Appendix B.

Lemma 2.6. *Let G subgraph of $K_{p,q}$. Let $(G_{\mathbf{i},\mathbf{j}}^1)_{\substack{\mathbf{i} \in \mathcal{P}_p(\llbracket m \rrbracket) \\ \mathbf{j} \in \mathcal{P}_q(\llbracket n \rrbracket)}}$ and $(G_{\mathbf{i},\mathbf{j}}^2)_{\substack{\mathbf{i} \in \mathcal{P}_p(\llbracket m \rrbracket) \\ \mathbf{j} \in \mathcal{P}_q(\llbracket n \rrbracket)}}$ two families of graphs such that for all $(\mathbf{i},\mathbf{j}) \in \mathcal{P}_p(\llbracket m \rrbracket) \times \mathcal{P}_q(\llbracket n \rrbracket)$, both $G_{\mathbf{i},\mathbf{j}}^1, G_{\mathbf{i},\mathbf{j}}^2 \subseteq K_{\mathbf{i},\mathbf{j}}$ and are isomorphic to G . We have*

$$\sum_{\substack{\mathbf{i}_1, \mathbf{i}_2 \in \mathcal{P}_p(\llbracket m \rrbracket) \\ \mathbf{j}_1, \mathbf{j}_2 \in \mathcal{P}_q(\llbracket n \rrbracket)}} \sum_{\Phi_1, \Phi_2 \in \mathbb{S}_p \times \mathbb{S}_q} \mathbb{1}(\Phi_1 G_{\mathbf{i}_1, \mathbf{j}_1}^1 = \Phi_2 G_{\mathbf{i}_2, \mathbf{j}_2}^2) = \frac{m!(m-r)!}{(m-p)!^2} \frac{n!(n-c)!}{(n-q)!^2} |\text{Aut}(G)|.$$

3 Asymptotic behavior

3.1 Principal part and support graphs

Let us define a sequence for network sizes (m_N, n_N) such that $m_N + n_N = N$ and $m_N/N \xrightarrow{N \rightarrow \infty} \rho$, for some $\rho \in]0, 1[$. We denote $U_N := U_{m_N, n_N}$, $P_N^{r,c} := P_{m_N, n_N}^{r,c}$ and $\tilde{P}_N^G := \tilde{P}_{m_N, n_N}^G$. The kernel h is still a symmetric function of a matrix of size $p \times q$. Other regimes for m_N and n_N are considered in Section 3.4. In this asymptotic framework, we give the following definitions.

Definition 3.1. *Let*

$$p^{(k)} := \sum_{\substack{G \in K_{p,q} \\ v_1(G) + v_2(G) = k}} p^G,$$

for $1 \leq k \leq p+q$. Let d be the smallest integer such that $p^{(d)} \neq 0$. Then, we have $P_N^{r,c} = 0$ for all (r,c) such that $r+c < d$.

- We call $d - 1$ the order of degeneracy of U_N .
- By analogy with the theory of generalized U -statistics (Janson and Nowicki, 1991), we call

$$\sum_{\substack{(0,0) \leq (r,c) \leq (p,q) \\ r+c=d}} P_N^{r,c}$$

the principal part of U_N and the pairs (r, c) such that $r + c = d$ are the principal degrees of U_N .

- We call the principal support graphs of U_N the graphs $G \subseteq K_{m,n}$ such that both
 - $v_1(G) + v_2(G) = d$,
 - $p^G \neq 0$.

In the following examples, we identify the order of degeneracy and the principal support graphs of several U -statistics on row-column exchangeable matrices.

Example 1 (Weighted bipartite Erdős-Rényi graph). The Erdős-Rényi graph model is a binary random graph model where each edge has a fixed probability of being present, independently of the other edges (Erdős and Rényi, 1959; Gilbert, 1959). It can easily be generalized to weighted graphs by defining a distribution from which the edge weights are sampled at i.i.d.

Let Y be a random matrix such that $Y_{ij} \stackrel{i.i.d.}{\sim} \mathcal{N}(0, 1)$. Let h_1 and h_2 be the kernel functions defined by $h_1(Y_{\{1\}, \{1,2\}}) = Y_{11}Y_{12}$ and $h_2(Y_{\{1,2\}, \{1,2\}}) = (Y_{11}Y_{22} + Y_{12}Y_{21})/2$, and $U_N^{h_1}$ and $U_N^{h_2}$ are the U -statistics associated to these kernels.

Y admits a natural AHK representation, which is $Y_{ij} \stackrel{a.s.}{=} \phi(\xi_i, \eta_j, \zeta_{ij}) = \Phi^{-1}(\zeta_{ij})$, where Φ^{-1} is the inverse c.d.f. of the standard Gaussian distribution. Remarkably, Y_{ij} does not depend on the AHK variables ξ_i and η_j . We have $\mathbb{E}[Y_{ij}] = \mathbb{E}[Y_{ij} | \xi_i] = \mathbb{E}[Y_{ij} | \eta_j] = \mathbb{E}[Y_{ij} | \xi_i, \eta_j] = 0$ and $\mathbb{E}[Y_{ij} | \xi_i, \eta_j, \zeta_{ij}] = Y_{ij}$.

- For $U_N^{h_1}$, $\mathbb{E}[h_1(Y_{\{1\}, \{1,2\}}) | H(G)] \neq 0$ if and only if

$$H(K_{1,2}) = (\xi_1, \eta_1, \eta_2, \zeta_{11}, \zeta_{12}) \subseteq H(G).$$

Indeed, we have for all $G \subset K_{1,2}$, $\mathbb{E}[h_1(Y_{\{1\}, \{1,2\}}) | H(G)] = 0$ and $\mathbb{E}[h_1(Y_{\{1\}, \{1,2\}}) | H(K_{1,2})] = Y_{11}Y_{12}$. Therefore, the only graph $G \subseteq K_{1,2}$ such that $p^G \neq 0$ is $G = K_{1,2}$. Thus, $U_N^{h_1}$ is degenerate of order 2 and the family of principal support graphs of $U_N^{h_1}$ is $(K_{i,j})_{i \in \mathcal{P}_1(\llbracket m_N \rrbracket), j \in \mathcal{P}_2(\llbracket n_N \rrbracket)}$ (Fig. 2).

- For $U_N^{h_2}$, $\mathbb{E}[h_2(Y_{\{1,2\}, \{1,2\}}) | H(G)] \neq 0$ if and only if

$$(\xi_1, \xi_2, \eta_1, \eta_2, \zeta_{11}, \zeta_{22}) \subseteq H(G) \quad \text{or} \quad (\xi_1, \xi_2, \eta_1, \eta_2, \zeta_{12}, \zeta_{21}) \subseteq H(G).$$

Therefore, if $\mathbb{E}[h_2(Y_{\{1,2\}, \{1,2\}}) | H(G)] \neq 0$, then $v_1(G) = 2$ or $v_2(G) = 2$, so $U_N^{h_2}$ is degenerate of order 3. The principal support graphs are the graphs that are isomorphic to one graph $G \subseteq \Gamma_{2,2}$ such that $\mathbb{E}[h_2(Y_{\{1,2\}, \{1,2\}}) | H(G)] \neq 0$ (Fig. 2).

Example 2 (Row heterogeneity). Let Y be a random matrix sampled from the following RCE dissociated model: for $\lambda > 0$,

$$\begin{aligned} \xi_i &\stackrel{i.i.d.}{\sim} \mathcal{U}[0, 1], & \forall 1 \leq i \leq m, \\ \eta_j &\stackrel{i.i.d.}{\sim} \mathcal{U}[0, 1], & \forall 1 \leq j \leq n, \\ Y_{ij} &| \xi_i, \eta_j \sim \mathcal{P}(\lambda f(\xi_i)g(\eta_j)), & \forall 1 \leq i \leq m, 1 \leq j \leq n. \end{aligned} \tag{7}$$

This describes the Poisson Bipartite Expected Degree Distribution (Poisson-BEDD) model (Ouadah et al., 2022; Le Minh, 2023). This model is a type of weighted bipartite graphon model (Diaconis and Janson, 2008), where the graphon function has a product form. It is defined by a density parameter λ and functions $f : [0, 1] \rightarrow \mathbb{R}$ and $g : [0, 1] \rightarrow \mathbb{R}$ representing the expected degree distributions of the rows and the columns respectively. We assume that $\int f = \int g = 1$, so that the mean intensity of the network is $\mathbb{E}[Y_{ij}] = \lambda \int f \int g = \lambda$. The expected degree of the i -th row node is $\mathbb{E}[\sum_{j=1}^n Y_{ij} | \xi_i] = n\lambda f(\xi_i)$ and the expected degree of the j -th column node is $\mathbb{E}[\sum_{i=1}^m Y_{ij} | \eta_j] = m\lambda g(\eta_j)$.

Suppose that we are interested in testing if the row degrees are homogeneous, i.e. $f \equiv 1$. For that, let us define the null hypothesis $\mathcal{H}_0 : f \equiv 1$ and confront it to $\mathcal{H}_1 : f \neq 1$. The quantity $F_2 := \int f^2$ is related

to the variance of the row expected degree distribution. We may use its estimate to test this hypothesis. Indeed, under \mathcal{H}_0 , we have $F_2 = 1$ and otherwise, $F_2 > 1$. Consider the kernels h_1 and h_2 defined in Example 1. Now, in the Poisson-BEDD model, they have expectations $\mathbb{E}[h_1(Y_{\{1\},\{1,2\}})] = \lambda^2 F_2$ and $\mathbb{E}[h_2(Y_{\{1,2\},\{1,2\}})] = \lambda^2$. Therefore,

$$U_N^{h_3} := U_N^{h_1} - U_N^{h_2}$$

is also a U -statistic, associated to the kernel h defined by

$$h_3(Y_{\{1,2\},\{1,2\}}) = \frac{1}{2} [h_1(Y_{\{1\},\{1,2\}}) + h_1(Y_{\{2\},\{1,2\}})] - h_2(Y_{\{1,2\},\{1,2\}}),$$

centered around

$$\mathbb{E}[U_N^{h_3}] = \lambda^2(F_2 - 1)$$

which is equal to 0 under \mathcal{H}_0 only.

We remark that

$$\begin{aligned} \mathbb{E}[h_3(Y_{\{1,2\},\{1,2\}}) \mid \xi_1] &= \frac{1}{2} \mathbb{E}[Y_{11}Y_{12} + Y_{21}Y_{22} - Y_{11}Y_{22} - Y_{21}Y_{12} \mid \xi_1] \\ &= \frac{\lambda^2}{2} (f(\xi_1)^2 + F_2 - 2f(\xi_1)), \end{aligned}$$

and

$$\begin{aligned} \mathbb{E}[h_3(Y_{\{1,2\},\{1,2\}}) \mid \eta_1] &= \frac{1}{2} \mathbb{E}[Y_{11}Y_{12} + Y_{21}Y_{22} - Y_{11}Y_{22} - Y_{21}Y_{12} \mid \eta_1] \\ &= \lambda^2(F_2 - 1)g(\eta_1). \end{aligned}$$

Since $\mathbb{E}[h_3(Y_{\{1,2\},\{1,2\}}) \mid \xi_1] = \mathbb{E}[h_3(Y_{\{1,2\},\{1,2\}}) \mid \eta_1] = 0$ when $f \equiv 1$, this means that $U_N^{h_3}$ is degenerate of order at least 1 under \mathcal{H}_0 .

In order to find the principal support graphs of $U_N^{h_3}$, we can check if $\mathbb{E}[h_3(Y_{\{1,2\},\{1,2\}}) \mid H(G)] \neq 0$, first for graphs $G \in \cup_{r+c=2} \Gamma_{r,c}$. In fact, there are only four graphs in $\cup_{r+c=2} \Gamma_{r,c}$. Their corresponding conditional expectations $\mathbb{E}[h_3(Y_{\{1,2\},\{1,2\}}) \mid H(G)]$ are calculated in Lemmas F.1 to F.4. Under \mathcal{H}_0 , they become

- $\mathbb{E}[h_3(Y_{\{1,2\},\{1,2\}}) \mid \xi_1, \xi_2] = 0$,
- $\mathbb{E}[h_3(Y_{\{1,2\},\{1,2\}}) \mid \eta_1, \eta_2] = 0$,
- $\mathbb{E}[h_3(Y_{\{1,2\},\{1,2\}}) \mid \xi_1, \eta_1] = 0$,
- $\mathbb{E}[h_3(Y_{\{1,2\},\{1,2\}}) \mid \xi_1, \eta_1, \zeta_{11}] = 0$.

Since there are no graph of $\cup_{r+c=2} \Gamma_{r,c}$ such that $\mathbb{E}[h_3(Y_{\{1,2\},\{1,2\}}) \mid H(G)] \neq 0$, that means that $U_N^{h_3}$ is degenerate of order at least 2.

Next, we check if $\mathbb{E}[h_3(Y_{\{1,2\},\{1,2\}}) \mid H(G)] \neq 0$, for graphs $G \in \cup_{r+c=3} \Gamma_{r,c}$. There are six graphs in $\cup_{r+c=3} \Gamma_{r,c}$. According to Lemmas F.5 to F.10, we have under \mathcal{H}_0 ,

- $\mathbb{E}[h_3(Y_{\{1,2\},\{1,2\}}) \mid \xi_1, \xi_2, \eta_1] = 0$,
- $\mathbb{E}[h_3(Y_{\{1,2\},\{1,2\}}) \mid \xi_1, \xi_2, \eta_1, \zeta_{11}] = 0$,
- $\mathbb{E}[h_3(Y_{\{1,2\},\{1,2\}}) \mid \xi_1, \xi_2, \eta_1, \zeta_{11}, \zeta_{21}] = 0$,
- $\mathbb{E}[h_3(Y_{\{1,2\},\{1,2\}}) \mid \xi_1, \eta_1, \eta_2] = 0$,
- $\mathbb{E}[h_3(Y_{\{1,2\},\{1,2\}}) \mid \xi_1, \eta_1, \eta_2, \zeta_{11}] = 0$,
- $\mathbb{E}[h_3(Y_{\{1,2\},\{1,2\}}) \mid \xi_1, \eta_1, \eta_2, \zeta_{11}, \zeta_{12}] = (Y_{11}Y_{12} + \lambda^2 g(\eta_1)g(\eta_2) - \lambda g(V_2)Y_{11} - \lambda g(V_1)Y_{12})/2 \neq 0$.

Therefore, there is one (and only one) graph G satisfying this condition, so we can conclude that the order of degeneracy of U_N is 2. This graph is the one such that $H(G) = (\xi_1, \eta_1, \eta_2, \zeta_{11}, \zeta_{12})$, which means that $G = K_{1,2}$. Thus, the principal support graphs of $U_N^{h_3}$ are the graphs $(K_{\mathbf{i},\mathbf{j}})_{\mathbf{i} \in \mathcal{P}_1(\llbracket m_N \rrbracket), \mathbf{j} \in \mathcal{P}_2(\llbracket n_N \rrbracket)}$.



Figure 2: Examples of principal support graphs for $U_N^{h_1}$ (left) and $U_N^{h_2}$ (right) when $Y_{ij} \stackrel{i.i.d.}{\sim} \mathcal{N}(0, 1)$, as depicted in Example 1. The principal support graphs of $U_N^{h_1}$ are the 1×2 graphs that are isomorphic to the left one. The principal support graphs of $U_N^{h_2}$ are the 2×2 graphs containing graphs that are isomorphic to the right one.

Example 3 (Model goodness-of-fit). Although the Poisson distribution is often used to model count data, it comes with the limitation that the mean and variance of the counts are equal. For this reason, the Poisson distribution is not an appropriate choice to represent count data when it shows an overly large dispersion. Therefore, for some given dataset, it is interesting to assess whether the Poisson distribution fits the count data, i.e. whether the counts exhibit too much dispersion. However, for network count data, apparent overdispersion can arise from the row and column heterogeneity. A Poisson-graphon model such as the Poisson-BEDD model depicted in the previous example by (7) would be able to capture this effect. Indeed, in the Poisson-BEDD model, we have

$$\mathbb{V}[Y_{ij}] = \mathbb{E}[Y_{ij}^2] - \mathbb{E}[Y_{ij}]^2 = \mathbb{E}[\lambda^2 f(\xi_i)^2 g(\eta_j)^2] + \lambda - \lambda^2 = \lambda^2 (F_2 G_2 - 1) + \lambda > \mathbb{E}[Y_{ij}], \quad (8)$$

where $F_2 = \int f^2$ and $G_2 = \int g^2$. Now, in the following example, we build a test for this type of model to decide whether there is an overdispersion effect beyond the effect of the rows and columns, e.g. whether the conditional counts $Y_{ij} \mid \xi_i, \eta_j$ show overdispersion.

Typically, overdispersed count data $(Z_i)_{1 \leq i \leq n}$ are better represented by families of distributions including a parameter controlling the variance separately from the mean, such as a negative binomial distribution, rather than a classic Poisson distribution. For example, the negative binomial representation $Z_i \stackrel{i.i.d.}{\sim} \mathcal{NB}(\lambda, \alpha)$ can be parameterized such that the mean is λ and the variance is $\lambda + \lambda^2 \alpha$. The parameter α is then called the *dispersion parameter*. In fact, the negative binomial distribution can be viewed as a Gamma-Poisson mixture, that is for $1 \leq i \leq n$, $Z_i \mid W_i \sim \mathcal{P}(\lambda W_i)$, where W_1, \dots, W_n are independently drawn random variables from the Gamma distribution with mean 1 and variance α .

Here, we use a more generic approach to represent overdispersed data with Poisson mixtures where, contrasting with the negative binomial case, the distribution of the latent variables $(W_i)_{i \geq 1}$ is not necessarily Gamma, but some distribution $\mathcal{L}(\alpha)$ on the nonnegative real numbers with mean 1 and variance α . This is sufficient to obtain $\mathbb{E}[Z_i] = \lambda$ and $\mathbb{V}[Z_i] = \lambda + \lambda^2 \alpha$.

As for network count data, the Overdispersed-Poisson-BEDD model can be defined to capture a dispersion effect, separately from the row and column effects, for $\lambda > 0$, $\alpha \geq 0$,

$$\begin{aligned} \xi_i &\stackrel{i.i.d.}{\sim} \mathcal{U}[0, 1], & \forall 1 \leq i \leq m, \\ \eta_j &\stackrel{i.i.d.}{\sim} \mathcal{U}[0, 1], & \forall 1 \leq j \leq n, \\ W_{ij} &\stackrel{i.i.d.}{\sim} \mathcal{L}(\alpha), & \forall 1 \leq i \leq m, 1 \leq j \leq n, \\ Y_{ij} \mid \xi_i, \eta_j, W_{ij} &\sim \mathcal{P}(\lambda f(\xi_i) g(\eta_j) W_{ij}), & \forall 1 \leq i \leq m, 1 \leq j \leq n, \end{aligned}$$

where $(\mathcal{L}(\alpha))_{\alpha \geq 0}$ is a family of probability distributions on the nonnegative real numbers with mean 1 and parameterized by their variances, i.e. for all $1 \leq i \leq m, 1 \leq j \leq n$, $\mathbb{E}[W_{ij}] = 1$ and $\mathbb{V}[W_{ij}] = \alpha$. Like the Poisson-BEDD model, the Overdispersed-Poisson-BEDD model is row-column exchangeable and admits a similar AHK representation, the only difference being the addition of the latent variables $(W_{ij})_{1 \leq i \leq m, 1 \leq j \leq n}$, each of which is measurable by the σ -field generated by the corresponding AHK variable ζ_{ij} . We see that

$$\mathbb{V}[Y_{ij}] = \mathbb{E}[Y_{ij}^2] - \mathbb{E}[Y_{ij}]^2 = \mathbb{E}[\lambda^2 f(\xi_i)^2 g(\eta_j)^2 W_{ij}^2] + \lambda - \lambda^2 = \lambda^2 (F_2 G_2 (\alpha + 1) - 1) + \lambda,$$

which is larger than the variance under the Poisson-BEDD model derived in (8) by an additive term $\lambda^2 F_2 G_2 \alpha$. The Overdispersed-Poisson-BEDD model is simplified into the Poisson-BEDD model (7)

when the dispersion parameter $\alpha = 0$. Therefore, we can use this network model to test the hypothesis $\mathcal{H}_0 : \alpha = 0$, which allows us to assess whether the Poisson-BEDD model is appropriate to represent the data concerning its dispersion.

Let h_4 and h_5 be kernels functions defined by

$$h_4(Y_{\{1,2\},\{1,2\}}) = \frac{1}{4} (Y_{11}(Y_{11} - 1)Y_{22} + Y_{12}(Y_{12} - 1)Y_{21} + Y_{21}(Y_{21} - 1)Y_{12} + Y_{22}(Y_{22} - 1)Y_{11})$$

and

$$h_5(Y_{\{1,2\},\{1,2\}}) = \frac{1}{4} (Y_{11}Y_{12}Y_{22} + Y_{12}Y_{22}Y_{21} + Y_{22}Y_{21}Y_{11} + Y_{21}Y_{11}Y_{12}).$$

We have $\mathbb{E}[h_4(Y_{\{1,2\},\{1,2\}})] = \lambda^3 F_2 G_2 (1 + \alpha)$ and $\mathbb{E}[h_5(Y_{\{1,2\},\{1,2\}})] = \lambda^3 F_2 G_2$, therefore, the kernel function $h_6 := h_4 - h_5$ has expectation

$$\mathbb{E}[h_6(Y_{\{1,2\},\{1,2\}})] = \lambda^3 F_2 G_2 \alpha,$$

which is zero under \mathcal{H}_0 only. Thus, we can use the associated U -statistic $U_N^{h_6}$ to test \mathcal{H}_0 .

The first-order projection terms are given by Lemmas G.2 and G.3. Under \mathcal{H}_0 , we notice that

- $\mathbb{E}[h_6(Y_{\{1,2\},\{1,2\}}) \mid \xi_1] = 0$,
- $\mathbb{E}[h_6(Y_{\{1,2\},\{1,2\}}) \mid \eta_1] = 0$.

Therefore, we can deduce that $U_N^{h_6}$ is a degenerate U -statistic. Like in the previous example, we determine its order of degeneracy by finding the principal support graphs. This is done by searching for the graphs of $\cup_{r+c=d} \Gamma_{r,c}$ such that $\mathbb{E}[h_6(Y_{\{1,2\},\{1,2\}}) \mid H(G)] \neq 0$ under \mathcal{H}_0 , for increasing values of d until some are found.

The projection terms corresponding to $d = 2$ are given by Lemmas G.4 to G.7. Here, we see that under \mathcal{H}_0 ,

- $\mathbb{E}[h_6(Y_{\{1,2\},\{1,2\}}) \mid \xi_1, \xi_2] = 0$,
- $\mathbb{E}[h_6(Y_{\{1,2\},\{1,2\}}) \mid \eta_1, \eta_2] = 0$,
- $\mathbb{E}[h_6(Y_{\{1,2\},\{1,2\}}) \mid \xi_1, \eta_1] = 0$,
- $\mathbb{E}[h_6(Y_{\{1,2\},\{1,2\}}) \mid \xi_1, \eta_1, \zeta_{12}] \neq 0$.

This means that we have found one (and only one) graph G of $\cup_{r+c=2} \Gamma_{r,c}$ such that $\mathbb{E}[h_6(Y_{\{1,2\},\{1,2\}}) \mid H(G)] \neq 0$. This graph is the one such that $H(G) = \sigma(\xi_1, \eta_1, \zeta_{12})$. Thus, the order of degeneracy of $U_N^{h_6}$ is 1 and its principal support graphs are the graphs $(K_{\{i\},\{j\}})_{1 \leq i \leq n, 1 \leq j \leq m}$.

3.2 Convergence of degenerate U -statistics

Now, having defined the principal part of a U -statistic, we see how it is directly related to the limit distribution of the U -statistic. From Proposition 2.3, we have

$$\mathbb{V}[U_N] = \sum_{(0,0) < (r,c) \leq (p,q)} \frac{(m_N - r)! (n_N - c)!}{m_N! n_N!} V^{(r,c)}$$

We see that $\mathbb{V}[U_N]$ is the sum of the $p \times q$ terms of the form $\frac{(m_N - r)! (n_N - c)!}{m_N! n_N!} V^{(r,c)}$. Each term behaves like $\frac{(m_N - r)! (n_N - c)!}{m_N! n_N!} V^{(r,c)} \asymp N^{-r-c}$. If for some (r, c) , $\sum_{\substack{G \in K_{p,q} \\ (v_1(G), v_2(G)) = (r,c)}} p^G = 0$, then $V^{(r,c)} = 0$. Therefore,

$$\begin{aligned} \mathbb{V}[U_N] &= N^{-d} \sum_{\substack{(0,0) < (r,c) \leq (p,q) \\ r+c=d}} \rho^{-r} (1 - \rho)^{-c} V^{(r,c)} + o(N^{-d}) \\ &= N^{-d} \sum_{r=0}^d \rho^{-r} (1 - \rho)^{-d-r} V^{(r,d-r)} + o(N^{-d}) \end{aligned}$$

This is a hint that the right normalization for the convergence in distribution of U_N is given by its principal degrees. The following theorem, proven in Appendix C, confirms it.

Theorem 3.2. *There is a random variable W such that $N^{d/2}(U_N - p^\emptyset) \xrightarrow{\mathcal{D}} W$ if and only if*

$$N^{d/2} \sum_{\substack{(0,0) < (r,c) \leq (p,q) \\ r+c=d}} P_N^{r,c} \xrightarrow{\mathcal{D}} W.$$

This theorem says that the limit distribution of $U_N - p^\emptyset$ renormalized by $N^{d/2}$ is the same as that of its principal part $\sum_{\substack{(0,0) < (r,c) \leq (p,q) \\ r+c=d}} P_N^{r,c}$, renormalized by the same quantity. Therefore, the principal support graphs of U_N characterize the limit distribution of U_N . More specifically, the limit distribution depends on the form of the principal support graphs of U_N .

3.3 Asymptotic Gaussian distribution

Now, we identify a sufficient condition for the principal support graphs to have a Gaussian limit distribution for $N^{d/2}(U_N - p^\emptyset)$, using the properties of the principal part of U_N .

Theorem 3.3. *If all principal support graphs of U_N are connected, then*

$$N^{d/2}(U_N - p^\emptyset) \xrightarrow[N \rightarrow \infty]{\mathcal{D}} \mathcal{N}(0, \sigma^2),$$

where

$$\sigma^2 = \sum_{\substack{(0,0) < (r,c) \leq (p,q) \\ r+c=d}} \rho^{-r} (1-\rho)^{-c} V^{(r,c)}.$$

The proof of this theorem uses the fact that from Theorem 3.2, $N^{d/2}(U_N - p^\emptyset)$ has the same limit as

$$N^{d/2} \sum_{\substack{(0,0) < (r,c) \leq (p,q) \\ r+c=d}} P_N^{r,c},$$

where

$$P_N^{r,c} = \sum_{G \in \Gamma_{r,c}} \frac{1}{(p-r)!(q-c)!|\text{Aut}(G)|} \tilde{P}_N^G.$$

Two lemmas are further needed. The convergence of the terms $N^{d/2} \tilde{P}_N^G$ is proved by the methods of moments (Lem. 3.5). The calculation of the moments involves sums of terms of the form $\mathbb{E}[\prod_{k=1}^K p^{G_k}]$, the values of which depend on the configuration of the sequence of graphs G_1, \dots, G_K (Lem. 3.4). Therefore, the moments are obtained by counting the frequency of the relevant configurations in these sums.

Below, Lemmas 3.4 and 3.5 are given before the full proof of Theorem 3.3. The proofs for these lemmas can be found in Appendix D.

Lemma 3.4. *Let G_1, \dots, G_K be subgraphs of K_{m_N, n_N} . If $\mathbb{E}[\prod_{k=1}^K p^{G_k}] \neq 0$, then for all G_k , $1 \leq k \leq K$, each vertex of $V_1(G_k)$ or $V_2(G_k)$ or edge of $E(G_k)$ must also appear in another G_ℓ , $\ell \neq k$.*

Furthermore, if G_1, \dots, G_K are connected and non-empty, then one and only one of the following propositions is true:

- *K is even and G_1, \dots, G_K coincide in $K/2$ pairs (i.e. the indices $\llbracket K \rrbracket$ can be grouped into $K/2$ pairs and within each pair, the corresponding bipartite graphs are equal),*
- *some vertex belongs to at least three of these graphs.*

Lemma 3.5. *Let $(G_k)_{1 \leq k \leq K}$ be a sequence of distinct connected graphs of $\Gamma_{p,q}^-$, with $v_1(G_k) = r_k$ and $v_2(G_k) = c_k$ for $1 \leq k \leq K$. We have that*

$$(m_N^{r_k/2} n_N^{c_k/2} \tilde{P}_N^{G_k})_{1 \leq k \leq K} \xrightarrow{\mathcal{D}} (W_k)_{1 \leq k \leq K}, \quad (9)$$

where W_k are independent variables with respective distribution $\mathcal{N}(0, p!^2 q!^2 |\text{Aut}(G_k)| \mathbb{E}[(p^{G_k})^2])$.

Proof of Theorem 3.3. Theorem 3.2 states that $N^{d/2}(U_N - p^\emptyset)$ has the same limit as

$$N^{d/2} \sum_{\substack{(0,0) < (r,c) \leq (p,q) \\ r+c=d}} P_N^{r,c}.$$

For all $(0,0) < (r,c) \leq (p,q)$,

$$P_N^{r,c} = \sum_{G \in \Gamma_{r,c}} \frac{1}{(p-r)!(q-c)!|\text{Aut}(G)|} \tilde{P}_N^G.$$

So

$$N^{d/2} \sum_{\substack{(0,0) < (r,c) \leq (p,q) \\ r+c=d}} P_N^{r,c} = \sum_{\substack{(0,0) < (r,c) \leq (p,q) \\ r+c=d}} N^{d/2} m_N^{-r/2} n_N^{-c/2} \sum_{G \in \Gamma_{r,c}} \frac{m_N^{r/2} n_N^{c/2} \tilde{P}_N^G}{(p-r)!(q-c)!|\text{Aut}(G)|}.$$

By construction, $N^{d/2} m_N^{-r/2} n_N^{-c/2} \xrightarrow{N \rightarrow \infty} \rho^{-r/2} (1-\rho)^{-c/2}$. Therefore, by Lemma 3.5,

$$N^{d/2} \sum_{\substack{(0,0) < (r,c) \leq (p,q) \\ r+c=d}} P_N^{r,c}$$

converges in distribution to

$$Z = \sum_{\substack{(0,0) < (r,c) \leq (p,q) \\ r+c=d}} \rho^{-r/2} (1-\rho)^{-c/2} \sum_{G \in \Gamma_{r,c}} W_G,$$

where for all (r,c) , $G \in \Gamma_{r,c}$, W_G are independent Gaussian variables with mean 0 and variance

$$\frac{p!^2 q!^2}{(p-r)!^2 (q-c)!^2 |\text{Aut}(G)|} \mathbb{E}[(p^G)^2].$$

Finally, it follows that Z is a Gaussian variable with mean 0 and variance

$$\sum_{\substack{(0,0) < (r,c) \leq (p,q) \\ r+c=d}} \rho^{-r} (1-\rho)^{-c} V^{(r,c)},$$

where

$$V^{(r,c)} = \frac{p!^2 q!^2}{(p-r)!^2 (q-c)!^2} \sum_{G \in \Gamma_{r,c}} |\text{Aut}(G)|^{-1} \mathbb{E}[(p^G)^2].$$

□

Remark 3. If Y and h are such that the principal support graphs of U_N include $K_{1,0}$ and $K_{0,1}$, then the principal degree of U_N is 1, and the limit distribution is Gaussian. In this case, Theorem 3.3 directly yields the non-degenerate Central Limit Theorem for U -statistics on RCE matrices, as established by [Le Minh \(2023\)](#) and [Le Minh et al. \(2023\)](#):

$$\sqrt{N}(U_N - p^\emptyset) \xrightarrow[N \rightarrow \infty]{\mathcal{D}} \mathcal{N}(0, \sigma^2),$$

where $\sigma^2 = \rho^{-1} V^{(1,0)} + (1-\rho)^{-1} V^{(0,1)}$, with Proposition 2.3 giving $V^{(1,0)} = p^2 \mathbb{V}[\mathbb{E}[h(Y_{\llbracket p \rrbracket, \llbracket q \rrbracket}) \mid \xi_1]]$ and $V^{(0,1)} = q^2 \mathbb{V}[\mathbb{E}[h(Y_{\llbracket p \rrbracket, \llbracket q \rrbracket}) \mid \eta_1]]$.

This also characterizes the degeneracy of U_N . U_N is degenerate if and only if $V = 0$, which means both $\mathbb{E}[h(Y_{\llbracket p \rrbracket, \llbracket q \rrbracket}) \mid \xi_1] = 0$ and $\mathbb{E}[h(Y_{\llbracket p \rrbracket, \llbracket q \rrbracket}) \mid \eta_1] = 0$. This also only happens when neither $K_{1,0}$ nor $K_{0,1}$ are principal support graphs, i.e. when the order of degeneracy of U_N is larger than 1.

We deduce that there is no hope to obtain a faster rate of convergence than \sqrt{N} in non-degenerate cases and that it is always greater in degenerate cases. This is in accordance with the discussion of [Le Minh \(2023\)](#), but it shows how the principal support graphs and the order of degeneracy of U_N characterize the degeneracy of U_N .

This characterization also shows that the coarser decomposition proposed by [Le Minh \(2023\)](#) is inadequate for identifying the precise distribution of degenerate U -statistics. The terms in the decomposition

of Le Minh (2023) are indexed by pairs (r, c) , where $r \in \llbracket p \rrbracket$ and $c \in \llbracket q \rrbracket$. Each term (r, c) of that decomposition aggregates the contributions of the finer decomposition presented in this paper, specifically summing over all bipartite graphs with r row nodes and c column nodes. However, the topology of these bipartite graphs determines the contribution of each term to the asymptotic distribution. In the decomposition of Le Minh (2023), terms associated with graphs of distinct topologies are indistinguishable. Because of that, a result such as Lemma 3.5 cannot be obtained for any term of that decomposition, except for those of the first-order (because the graphs with $(r, c) = (0, 1)$ or $(1, 0)$ are trivial), which only solves the non-degenerate case.

Example 1 (Weighted bipartite Erdős-Rényi graph, continued). Let Y be a random matrix such that $Y_{ij} \stackrel{i.i.d.}{\sim} \mathcal{N}(0, 1)$. Let h_1 be the kernel function defined by $h_1(Y_{\{1\}, \{1,2\}}) = Y_{11}Y_{12}$ and $U_N^{h_1}$ the U -statistic associated to this kernel. In Section 3.1, we have seen that $U_N^{h_1}$ is degenerate of order 2 and the family of principal support graphs of $U_N^{h_1}$ is $(K_{i,j})_{i \in \mathcal{P}_1(\llbracket m_N \rrbracket), j \in \mathcal{P}_2(\llbracket n_N \rrbracket)}$, which are all connected. Therefore, Theorem 3.3 implies

$$N^{3/2}U_N^{h_1} \xrightarrow[N \rightarrow \infty]{\mathcal{D}} \mathcal{N}(0, \sigma_1^2),$$

$$\text{where } \sigma_1^2 = V^{(1,2)} = \frac{4}{\rho(1-\rho)^2} |\text{Aut}(K_{1,2})|^{-1} \mathbb{E}[(p^{K_{1,2}})^2] = \frac{4}{\rho(1-\rho)^2} \frac{1}{2} \mathbb{E}[Y_{11}^2 Y_{12}^2] = \frac{2}{\rho(1-\rho)^2}.$$

Example 2 (Row heterogeneity, continued). We have previously seen that under the Poisson-BEDD model with $f \equiv 1$, the principal support graphs of $U_N^{h_3} = U_N^{h_1} - U_N^{h_2}$ are the graphs $(K_{i,j})_{i \in \mathcal{P}_1(\llbracket m_N \rrbracket), j \in \mathcal{P}_2(\llbracket n_N \rrbracket)}$, which are connected graphs. Therefore, we can apply Theorem 3.3, implying that

$$N^{3/2}U_N^{h_3} \xrightarrow[N \rightarrow \infty]{\mathcal{D}} \mathcal{N}(0, \sigma_3^2),$$

where $\sigma_3^2 = V^{(1,2)} = \frac{16}{\rho(1-\rho)^2} |\text{Aut}(K_{1,2})|^{-1} \mathbb{E}[(p^{K_{1,2}})^2] = \frac{2\lambda^2}{\rho(1-\rho)^2}$, applying Lemma F.11 with $F_2 = F_3 = F_4 = 1$ under $\mathcal{H}_0 : f \equiv 1$. Thus, $U_N^{h_3}$ has a known asymptotic distribution and can be used to build a statistical test for \mathcal{H}_0 . Simulations illustrating this convergence result can be found in Appendix H.

Example 3 (Model goodness-of-fit, continued). Like for Example 2, we can derive the asymptotic distribution of the U -statistic used in Example 3. Under the Overdispersed-Poisson-BEDD model with $\alpha = 0$, the principal support graphs of $U_N^{h_6} = U_N^{h_4} - U_N^{h_5}$ are the graphs $(K_{\{i\}, \{j\}})_{1 \leq i \leq n, 1 \leq j \leq m}$, which are connected graphs. According to Theorem 3.3, we have

$$NU_N^{h_6} \xrightarrow[N \rightarrow \infty]{\mathcal{D}} \mathcal{N}(0, \sigma_6^2),$$

where $\sigma_6^2 = V^{(1,1)} = \frac{16}{\rho(1-\rho)} |\text{Aut}(K_{1,1})|^{-1} \mathbb{E}[(p^{K_{1,1}})^2] = \frac{16}{\rho(1-\rho)} \mathbb{E}[\mathbb{E}[h_6(Y_{\{1,2\}, \{1,2\}}) \mid \xi_1, \eta_1, \zeta_{11}]^2]$ and can be calculated using Lemma G.7 and setting $\alpha = 0$. Thus, a statistical test can be built from $U_N^{h_6}$ to test \mathcal{H}_0 . Simulations illustrating this convergence result can be found in Appendix H.

3.4 Other asymptotic frameworks

In previous sections, we have assumed that $m_N + n_N = N$ and $m_N/N \rightarrow \rho \in]0, 1[$. It is in fact possible to extend all our results to any asymptotic behavior. In this section, let us only assume that $m_N \xrightarrow[N \rightarrow \infty]{} \infty$ and $n_N \xrightarrow[N \rightarrow \infty]{} \infty$ and see how it affects the limit distribution of U_N .

The principal part of U_N should be the dominant part of the variance. Remember that Proposition 2.3 states that

$$\mathbb{V}[U_N] = \sum_{(0,0) < (r,c) \leq (p,q)} \frac{(m_N - r)!}{m_N!} \frac{(n_N - c)!}{n_N!} V^{(r,c)}.$$

We see that $\mathbb{V}[U_N]$ is the sum of the $p \times q$ terms of the form $\frac{(m_N - r)!}{m_N!} \frac{(n_N - c)!}{n_N!} V^{(r,c)}$. Each term behaves like $\frac{(m_N - r)!}{m_N!} \frac{(n_N - c)!}{n_N!} V^{(r,c)} \asymp m_N^{-r} n_N^{-c}$. The dominant part of $\mathbb{V}[U_N]$ is consist of the terms $m_N^{-r} n_N^{-c}$ decreasing the slowest such that $V^{(r,c)} \neq 0$.

There is no equivalent to the previously defined order of degeneracy, but we can redefine principal degrees. Let the family of pairs $((r_\ell, c_\ell))_{1 \leq \ell \leq L}$ be such that $m_N^{r_1} n_N^{c_1} \asymp \dots \asymp m_N^{r_L} n_N^{c_L}$ and $\mathbb{V}[U_N] \asymp \sum_{\ell=1}^L \frac{V^{(r_\ell, c_\ell)}}{m_N^{r_\ell} n_N^{c_\ell}}$. We can call these pairs the *principal degrees* of U_N , by analogy with the previous case. The quantity $\sum_{\ell=1}^L P_N^{r_\ell, c_\ell}$ is called the *principal part* of U_N . We call the *principal support graphs* of U_N the graphs G such that

- $(v_1(G), v_2(G)) \in \{(r_\ell, c_\ell) : 1 \leq \ell \leq L\}$,
- $p^G \neq 0$.

Example 4. Suppose $(m_N, n_N) = (N, \sqrt{N})$ and $V^{(0,1)} = 0$ but $V^{(0,2)} \neq 0$ and $V^{(1,0)} \neq 0$, then the principal degrees are $(1, 0)$ and $(0, 2)$ because $m_N = n_N^2 = N$ and $\mathbb{V}[U_N] = N^{-1}(V^{(1,0)} + V^{(0,2)})$. In this case, one valid choice of $\gamma(N)$ is $\gamma(N) = N$.

Example 5. Suppose again that $(m_N, n_N) = (N, \sqrt{N})$, but this time $V^{(0,1)} = V^{(0,2)} = V^{(1,0)} = 0$. If $V^{(1,1)} \neq 0$ and $V^{(0,3)} \neq 0$, then the principal degrees are $(1, 1)$ and $(0, 3)$ because $m_N n_N = n_N^3 = N^{3/2}$. In this case, one valid choice of $\gamma(N)$ is $\gamma(N) = N^{3/2}$.

In this asymptotic framework, there is no reason that $N^{d/2}$ is the right normalization for the weak convergence of U -statistics. If the elements of $((r_\ell, c_\ell))_{1 \leq \ell \leq L}$ are the principal degrees of U_N , then there is a function γ such that $m_N^{-r_\ell} n_N^{-c_\ell} \gamma(N) \xrightarrow{N \rightarrow \infty} \alpha_\ell$, where $\alpha_\ell > 0$ for all $1 \leq \ell \leq L$ and $\gamma(N) \mathbb{V}[U_N] = \sum_{1 \leq \ell \leq L} \alpha_\ell V^{(r_\ell, c_\ell)} + o(1)$. Next, we state the equivalent result to Theorem 3.2 in the new framework. The proof for this theorem is given in E.1.

Theorem 3.6. *There is a random variable W such that $\sqrt{\gamma(N)} \sum_{\ell=1}^L P_N^{r_\ell, c_\ell} \xrightarrow{\mathcal{D}} W$ if and only if $\sqrt{\gamma(N)}(U_N - p^\emptyset) \xrightarrow{\mathcal{D}} W$.*

This theorem says that the limit distribution of $U_N - p^\emptyset$ renormalized by $\sqrt{\gamma(N)}$ is the same as that of its principal part $\sum_{\ell=1}^L P_N^{r_\ell, c_\ell}$, renormalized by the same quantity. Therefore, similar to the initial framework, we shall investigate the asymptotic behavior of U_N by studying its principal part.

In practice, one has to identify the principal part by finding the principal degrees of U_N . The principal degrees depend both on the kernel h and the asymptotic behavior of (m_N, n_N) . After finding the principal degrees, then a function $\gamma(N)$ can be found. With $\gamma(N)$ and the principal degrees, the coefficients α_ℓ can be calculated to yield an expression for the variance.

Now, we derive the equivalent to Theorem 3.3, i.e. the convergence result when the principal support graphs of U_N are connected. The proof of this theorem is given in Appendix E.2.

Theorem 3.7. *If all principal support graphs of U_N are connected, then*

$$\sqrt{\gamma(N)}(U_N - p^\emptyset) \xrightarrow[N \rightarrow \infty]{\mathcal{D}} \mathcal{N}(0, \sigma^2),$$

where

$$\sigma^2 = \sum_{\ell=1}^L \alpha_\ell V^{(r_\ell, c_\ell)}.$$

Unsurprisingly, this theorem states that the limit distribution for $\sqrt{\gamma(N)}(U_N - p^\emptyset)$ is still a Gaussian like in Theorem 3.3, but with a different expression for the variance. The new variance consists of terms associated of the principal degrees of U_N , depending on the behavior of m_N and n_N .

4 Conclusion

In this paper, we have introduced a new orthogonal decomposition for U -statistics on RCE matrices, providing a framework to characterize their asymptotic behavior. This decomposition relies on partitioning the probability space into orthogonal subspaces generated by specific sets, termed graph sets, of AHK variables. The asymptotic behavior of a U -statistic is determined by its principal part, which is composed of the leading non-zero terms of the decomposition. The graphs corresponding to these terms are referred to as the principal support graphs.

Principal support graphs play a central role in determining the asymptotic behavior of U -statistics. We have shown that all principal support graphs of a given U -statistic have the same number of nodes, which defines the principal degree. The principal degree corresponds to the order of degeneracy in traditional U -statistics of i.i.d. variables, determining the rate of convergence to the limit distribution. For that reason, degeneracy seems to be a desirable property of U -statistics for statistical applications, where a faster rate of convergence improves the precision of estimators, leading to tighter confidence intervals and more powerful hypothesis tests.

Nevertheless, identifying limit distributions in degenerate cases remains a challenging task, even for U -statistics of i.i.d. variables. For RCE matrices, we have shown that a simple assumption on the topology of principal support graphs, namely connectedness, ensures that the limit distribution is Gaussian. When this assumption holds, we obtain a simple limit distribution, but also, in degenerate cases, a rate of convergence exceeding \sqrt{N} . While a similar result has been discussed in [Janson and Nowicki \(1991\)](#), this highlights a significant difference with U -statistics of i.i.d. variables, for which degenerate cases yield more complex limit distributions, expressed as higher-degree polynomials of Gaussians with no straightforward expressions ([Rubin and Vitale, 1980](#); [Lee, 1990](#)). Future research could focus on characterizing the limit distributions of U -statistics on RCE matrices under different assumptions. In particular, the case where principal support graphs exhibit multiple connected components presents an intriguing avenue for exploration, though we anticipate that the resulting limit distributions would be more complex.

Acknowledgements

The author thanks Sophie Donnet, François Massol and Stéphane Robin for many fruitful discussions and insights. This work was funded by the grant ANR-18-CE02-0010-01 of the French National Research Agency ANR (project EcoNet) and a grant from Région Île-de-France.

A Proofs for Section 2.1

Proof of Proposition 2.1. We show that for all F and F' such that $F' \subset F$, we have that $\mathbb{E}[p^F(X) | H(F')] = 0$ by induction on F . First, notice that $p^\emptyset(X) = \mathbb{E}[X] \in L_2^*(\emptyset)$ being the space of constant variables. Next, fix F and suppose that the induction hypothesis is true for all $\bar{F} \subset F$, i.e. for all \bar{F} and F' such that $F' \subseteq \bar{F} \subset F$, we have that $\mathbb{E}[p^{\bar{F}}(X) | H(F')] = 0$. Now we can calculate for all $F' \subset F$,

$$\begin{aligned} \mathbb{E}[p^F(X) | H(F')] &= \mathbb{E}[\mathbb{E}[X | H(F)] | H(F')] - \sum_{\bar{F} \subset F} \mathbb{E}[p^{\bar{F}}(X) | H(F')] \\ &= \mathbb{E}[X | H(F')] - p^{F'}(X) - \sum_{\substack{\bar{F} \subset F \\ \bar{F} \neq F'}} \mathbb{E}[p^{\bar{F}}(X) | H(F')] \\ &= \sum_{\bar{F} \subset F'} \mathbb{E}[p^{\bar{F}}(X) | H(F')] - \sum_{\substack{\bar{F} \subset F \\ \bar{F} \neq F'}} \mathbb{E}[p^{\bar{F}}(X) | H(F')] \\ &= - \sum_{\substack{\bar{F} \subset F \\ \bar{F} \neq F'}} \mathbb{E}[p^{\bar{F}}(X) | H(F')] \\ &= - \sum_{\substack{\bar{F} \subset F \\ \bar{F} \neq F'}} \mathbb{E}[p^{\bar{F}}(X) | H(F' \cap \bar{F})]. \end{aligned}$$

By the induction hypothesis, all the terms of this sum are equal to 0, which concludes the proof by induction. \square

B Proofs for Section 2.3

Proof of Proposition 2.3.

$$\begin{aligned} \mathbb{V}[U_{m,n}] &= \sum_{(0,0) < (r,c) \leq (p,q)} \mathbb{V}[P_{m,n}^{r,c}] \\ &= \sum_{(0,0) < (r,c) \leq (p,q)} \binom{m}{p}^{-2} \binom{n}{q}^{-2} \sum_{\substack{\mathbf{i}, \mathbf{i}' \in \mathcal{P}_p(\llbracket m \rrbracket) \\ \mathbf{j}, \mathbf{j}' \in \mathcal{P}_q(\llbracket n \rrbracket)}} \sum_{\substack{G \subseteq K_{\mathbf{i}, \mathbf{j}}, G' \subseteq K_{\mathbf{i}', \mathbf{j}'} \\ (v_1(G), v_2(G)) = (r, c) \\ (v_1(G'), v_2(G')) = (r, c)}} \text{Cov}(p^G, p^{G'}) \\ &= \sum_{(0,0) < (r,c) \leq (p,q)} \binom{m}{p}^{-1} \binom{n}{q}^{-1} \binom{m-r}{p-r} \binom{n-c}{q-c} r! \binom{p}{r} c! \binom{q}{c} \sum_{G \in \Gamma_{r,c}} |\text{Aut}(G)|^{-1} \mathbb{V}[p^G] \\ &= \sum_{(0,0) < (r,c) \leq (p,q)} \binom{m}{p}^{-1} \binom{n}{q}^{-1} r! \binom{p}{r}^2 c! \binom{q}{c}^2 \sum_{G \in \Gamma_{r,c}} |\text{Aut}(G)|^{-1} \mathbb{E}[(p^G)^2] \\ &= \sum_{(0,0) < (r,c) \leq (p,q)} \frac{(m-r)!}{m!} \frac{(n-c)!}{n!} V_{(r,c)} \end{aligned}$$

\square

Proof of Lemma 2.5. Let $G \in \Gamma_{r,c}$.

$$\begin{aligned} \mathbb{V}[\tilde{P}_{m,n}^G] &= \binom{m}{p}^{-2} \binom{n}{q}^{-2} \sum_{\substack{\mathbf{i}, \mathbf{i}' \in \mathcal{P}_p(\llbracket m \rrbracket) \\ \mathbf{j}, \mathbf{j}' \in \mathcal{P}_q(\llbracket n \rrbracket)}} \text{Cov}(\tilde{p}_{\mathbf{i}, \mathbf{j}}^G, \tilde{p}_{\mathbf{i}', \mathbf{j}'}^G) \\ &= \binom{m}{p}^{-2} \binom{n}{q}^{-2} \sum_{\substack{\mathbf{i}, \mathbf{i}' \in \mathcal{P}_p(\llbracket m \rrbracket) \\ \mathbf{j}, \mathbf{j}' \in \mathcal{P}_q(\llbracket n \rrbracket)}} \sum_{\Phi, \Phi' \in \mathbb{S}_p \times \mathbb{S}_q} \text{Cov}(p^{\Phi G_{\mathbf{i}, \mathbf{j}}}, p^{\Phi' G_{\mathbf{i}', \mathbf{j}'}}) \end{aligned}$$

where for all $(\mathbf{i}, \mathbf{j}) \in \mathcal{P}_p(\llbracket m \rrbracket) \times \mathcal{P}_q(\llbracket n \rrbracket)$, $G_{\mathbf{i}, \mathbf{j}}$ is any graph of $K_{\mathbf{i}, \mathbf{j}}$ which is isomorphic to G .

Now see that if $\Phi G_{\mathbf{i},\mathbf{j}} \neq \Phi' G_{\mathbf{i}',\mathbf{j}'}$, then $\text{Cov}(p^{\Phi G_{\mathbf{i},\mathbf{j}}}, p^{\Phi' G_{\mathbf{i}',\mathbf{j}'}}) = 0$. Otherwise $\Phi G_{\mathbf{i},\mathbf{j}} = \Phi' G_{\mathbf{i}',\mathbf{j}'}$, then $\text{Cov}(p^{\Phi G_{\mathbf{i},\mathbf{j}}}, p^{\Phi' G_{\mathbf{i}',\mathbf{j}'}}) = \mathbb{V}[p^G] = \mathbb{E}[(p^G)^2]$. So, it follows that

$$\mathbb{V}[\tilde{P}_{m,n}^G] = \binom{m}{p}^{-2} \binom{n}{q}^{-2} \sum_{\substack{\mathbf{i}, \mathbf{i}' \in \mathcal{P}_p(\llbracket m \rrbracket) \\ \mathbf{j}, \mathbf{j}' \in \mathcal{P}_q(\llbracket n \rrbracket)}} \sum_{\Phi, \Phi' \in \mathbb{S}_p \times \mathbb{S}_q} \mathbb{1}(\Phi G_{\mathbf{i},\mathbf{j}} = \Phi' G_{\mathbf{i}',\mathbf{j}'}) \mathbb{E}[(p^G)^2].$$

Finally, applying Lemma 2.6, we have

$$\begin{aligned} \mathbb{V}[\tilde{P}_{m,n}^G] &= \binom{m}{p}^{-2} \binom{n}{q}^{-2} \frac{m!(m-r)!}{(m-p)!^2} \frac{n!(n-c)!}{(n-q)!^2} |\text{Aut}(G)| \mathbb{E}[(p^G)^2] \\ &= \frac{(m-r)!}{m!} \frac{(n-c)!}{n!} p!^2 q!^2 |\text{Aut}(G)| \mathbb{E}[(p^G)^2]. \end{aligned}$$

□

Proof of Lemma 2.6. First, fix $\mathbf{i}_1, \mathbf{j}_1, \Phi_1$. Write $G^1 := \Phi_1 G_{\mathbf{i}_1, \mathbf{j}_1}^1$. We count the number of picks for $\mathbf{i}_2, \mathbf{j}_2, \Phi_2$ such that $\Phi_2 G_{\mathbf{i}_2, \mathbf{j}_2}^2 = G^1$.

\mathbf{i}_2 and \mathbf{j}_2 must contain the r row nodes and the c column nodes of G^1 and Φ_2 must place these nodes in the same order than in G^1 , or belong to its automorphism group. This happens for $\binom{m-r}{p-r} \binom{n-c}{q-c}$ picks for $(\mathbf{i}_2, \mathbf{j}_2)$ and for each, there are $(p-r)!(q-c)!|\text{Aut}(G)|$ valid picks for Φ_2 .

This happens for all $\binom{m}{p} \binom{n}{q}$ picks of $(\mathbf{i}_1, \mathbf{j}_1)$ and $p!q!$ picks of Φ_1 . Therefore,

$$\begin{aligned} \sum_{\substack{\mathbf{i}_1, \mathbf{i}_2 \in \mathcal{P}_p(\llbracket m \rrbracket) \\ \mathbf{j}_1, \mathbf{j}_2 \in \mathcal{P}_q(\llbracket n \rrbracket)}} \sum_{\Phi_1, \Phi_2 \in \mathbb{S}_p \times \mathbb{S}_q} \mathbb{1}(\Phi_1 G_{\mathbf{i}_1, \mathbf{j}_1}^1 = \Phi_2 G_{\mathbf{i}_2, \mathbf{j}_2}^2) \\ = \binom{m}{p} \binom{n}{q} \binom{m-r}{p-r} \binom{n-c}{q-c} p!q! (p-r)!(q-c)! |\text{Aut}(G)|, \end{aligned}$$

which develops into the form given by this lemma. □

C Proofs for Section 3.2

Proof of Theorem 3.2. Since, $d-1$ is the order of degeneracy, we have $P_N^{r,c} = 0$ for all (r, c) such that $r+c < d$. Therefore, we have $U_N - p^\emptyset - \sum_{\substack{(0,0) \leq (r,c) \leq (p,q) \\ r+c=d}} P_N^{r,c} = \sum_{\substack{(0,0) \leq (r,c) \leq (p,q) \\ r+c>d}} P_N^{r,c}$. So

$$\begin{aligned} \mathbb{V} \left[N^{d/2} \left(U_N - p^\emptyset - \sum_{\substack{(0,0) \leq (r,c) \leq (p,q) \\ r+c=d}} P_N^{r,c} \right) \right] &= N^d \sum_{\substack{(0,0) \leq (r,c) \leq (p,q) \\ r+c>d}} \mathbb{V}[P_N^{r,c}] \\ &= N^d \sum_{\substack{(0,0) \leq (r,c) \leq (p,q) \\ r+c>d}} \frac{(m_N - r)!}{m_N!} \frac{(n_N - c)!}{n_N!} V^{(r,c)}. \end{aligned}$$

But for all (r, c) , we have $\frac{(m_N - r)!}{m_N!} \frac{(n_N - c)!}{n_N!} = O(N^{-r-c})$, therefore

$$\begin{aligned} \mathbb{V} \left[N^{d/2} \left(U_N - p^\emptyset - \sum_{\substack{(0,0) \leq (r,c) \leq (p,q) \\ r+c=d}} P_N^{r,c} \right) \right] &= N^d \times O \left(\sum_{\substack{(0,0) \leq (r,c) \leq (p,q) \\ r+c>d}} N^{-r-c} \right) \\ &= N^d \times o(N^{-d}) \\ &= o(1). \end{aligned}$$

Finally, this implies that $N^{d/2}(U_N - p^\emptyset) = N^{d/2} \sum_{\substack{(0,0) \leq (r,c) \leq (p,q) \\ r+c=d}} P_N^{r,c} + o_P(1)$, which proves the theorem. □

D Proofs for Section 3.3

Proof of Lemma 3.4. For some $\ell \in \llbracket K \rrbracket$, denote $G_{1:k}^{(-\ell)} = \cup_{\substack{i=1 \\ i \neq \ell}}^k G_i$. We have

$$\begin{aligned} \mathbb{E}\left[\prod_{k=1}^K p^{G_k}\right] &= \mathbb{E}\left[\mathbb{E}\left[\prod_{k=1}^K p^{G_k} \mid H(G_{1:K}^{(-\ell)})\right]\right] \\ &= \prod_{\substack{k=1 \\ k \neq \ell}}^K p^{G_k} \mathbb{E}\left[\mathbb{E}[p^{G_\ell} \mid H(G_{1:K}^{(-\ell)})]\right] \\ &= \prod_{\substack{k=1 \\ k \neq \ell}}^K p^{G_k} \mathbb{E}\left[\mathbb{E}[p^{G_\ell} \mid H(G_\ell \cap G_{1:K}^{(-\ell)})]\right]. \end{aligned}$$

Suppose there is a vertex or edge of a G_ℓ that does not belong to any other G_k , $k \neq \ell$. In this case, $G_\ell \cap G_{1:K}^{(-\ell)} \subset G_\ell$, so $\mathbb{E}[p^{G_\ell} \mid H(G_\ell \cap G_{1:K}^{(-\ell)})] = 0$, which proves the first result.

From that result, if $\mathbb{E}[\prod_{k=1}^K p^{G_k}] \neq 0$ and no vertex belongs to more than two of G_1, \dots, G_K , then each vertex and edge belongs to exactly two of them. This also means that every connected component must belong to exactly two of them. Therefore, if all graphs are connected, then these graphs coincide in pairs. \square

Proof of Lemma 3.5. Let a_k be nonnegative integers. For all $(\mathbf{i}, \mathbf{j}) \in \mathcal{P}_p(\llbracket m_N \rrbracket) \times \mathcal{P}_q(\llbracket n_N \rrbracket)$, let $G_{k,\mathbf{i},\mathbf{j}}$ be a graph of $K_{\mathbf{i},\mathbf{j}}$ which is isomorphic to G_k . Then

$$\begin{aligned} \mathbb{E}\left[\prod_{k=1}^K (m_N^{r_k/2} n_N^{c_k/2} \tilde{P}_N^{G_k})^{a_k}\right] \\ = m_N^{\sum_{k=1}^K a_k r_k/2} \binom{m_N}{p}^{-\sum_{k=1}^K a_k} n_N^{\sum_{k=1}^K a_k c_k/2} \binom{n_N}{q}^{-\sum_{k=1}^K a_k} \mathbb{E}\left[\prod_{k=1}^K \left(\sum_{\substack{\mathbf{i}_k \in \mathcal{P}_p(\llbracket m_N \rrbracket) \\ \mathbf{j}_k \in \mathcal{P}_q(\llbracket n_N \rrbracket)}} \tilde{P}_{\mathbf{i}_k, \mathbf{j}_k}^{G_k}\right)^{a_k}\right], \end{aligned}$$

where we can develop

$$\begin{aligned} \mathbb{E}\left[\prod_{k=1}^K \left(\sum_{\substack{\mathbf{i}_k \in \mathcal{P}_p(\llbracket m_N \rrbracket) \\ \mathbf{j}_k \in \mathcal{P}_q(\llbracket n_N \rrbracket)}} \tilde{P}_{\mathbf{i}_k, \mathbf{j}_k}^{G_k}\right)^{a_k}\right] &= \sum_{\substack{\mathbf{i}_k^\ell \in \mathcal{P}_p(\llbracket m_N \rrbracket) \\ \mathbf{j}_k^\ell \in \mathcal{P}_q(\llbracket n_N \rrbracket)}} \mathbb{E}\left[\prod_{k=1}^K \prod_{\ell=1}^{a_k} \tilde{P}_{\mathbf{i}_k^\ell, \mathbf{j}_k^\ell}^{G_k}\right] \\ &= \sum_{\substack{\mathbf{i}_k^\ell \in \mathcal{P}_p(\llbracket m_N \rrbracket) \\ \mathbf{j}_k^\ell \in \mathcal{P}_q(\llbracket n_N \rrbracket)}} \sum_{\Phi_k^\ell \in \mathbb{S}_p \times \mathbb{S}_q} \mathbb{E}\left[\prod_{k=1}^K \prod_{\ell=1}^{a_k} p^{\Phi_k^\ell G_{k, \mathbf{i}_k^\ell, \mathbf{j}_k^\ell}}\right]. \end{aligned}$$

Lemma 3.4 states that $\mathbb{E}[\prod_{k=1}^K \prod_{\ell=1}^{a_k} p^{\Phi_k^\ell G_{k, \mathbf{i}_k^\ell, \mathbf{j}_k^\ell}}] \neq 0$ if and only if either all the $\Phi_k^\ell G_{k, \mathbf{i}_k^\ell, \mathbf{j}_k^\ell}$ coincide in pairs (and only in pairs), or no vertex appears in exactly one of these graphs and at least one vertex appears in at least three.

In the second case, assume without loss of generality that a row node appears in three graphs. Then $G_{(\mathbf{i}_k^\ell), (\mathbf{j}_k^\ell)}^* := \cup_{k=1}^K \cup_{j=1}^{a_k} \Phi_k^\ell G_{k, \mathbf{i}_k^\ell, \mathbf{j}_k^\ell}$ has $v_1(G_{(\mathbf{i}_k^\ell), (\mathbf{j}_k^\ell)}^*)$ row nodes and $v_2(G_{(\mathbf{i}_k^\ell), (\mathbf{j}_k^\ell)}^*)$ column nodes, where $\max r_k \leq v_1(G_{(\mathbf{i}_k^\ell), (\mathbf{j}_k^\ell)}^*) \leq \sum_{k=1}^K a_k r_k/2 - 1$ and $\max c_k \leq v_2(G_{(\mathbf{i}_k^\ell), (\mathbf{j}_k^\ell)}^*) \leq \sum_{k=1}^K a_k c_k/2 - 1$ (we have $\max r_k \leq \sum_{k=1}^K a_k r_k/2 - 1$ and $\max c_k \leq \sum_{k=1}^K a_k c_k/2 - 1$, else $\mathbb{E}[\prod_{k=1}^K \prod_{\ell=1}^{a_k} p^{\Phi_k^\ell G_{k, \mathbf{i}_k^\ell, \mathbf{j}_k^\ell}}] = 0$).

Let $(\max r_k, \max c_k) \leq (r^*, c^*) \leq (p, q)$. Let us count the number of terms of the sum such that $v_1(G_{(\mathbf{i}_k^\ell), (\mathbf{j}_k^\ell)}^*) = r^*$ and $v_2(G_{(\mathbf{i}_k^\ell), (\mathbf{j}_k^\ell)}^*) = c^*$. There are exactly $\binom{m_N}{r^*} \binom{n_N}{c^*}$ ways to pick r^* row nodes and c^* nodes for $G_{(\mathbf{i}_k^\ell), (\mathbf{j}_k^\ell)}^*$. Now, for a specific set of r^* row nodes and c^* column nodes, for each $1 \leq k \leq K$, $1 \leq \ell \leq a_k$, there are $\binom{r^*}{r_k} \binom{c^*}{c_k} \binom{m_N - r^*}{p - r_k} \binom{n_N - c^*}{q - c_k}$ ways to pick $(\mathbf{i}_k^\ell, \mathbf{j}_k^\ell)$ such that the nodes of $G_{k, \mathbf{i}_k^\ell, \mathbf{j}_k^\ell}$ are contained in the r^* specific row nodes and c^* specific column nodes. Therefore, there are at most

$p!q! \binom{r^*}{r_k} \binom{c^*}{c_k} \binom{m_N - r^*}{p - r_k} \binom{n_N - c^*}{q - c_k}$ picks for $(\mathbf{i}_k^\ell, \mathbf{j}_k^\ell)$ and Φ_k^ℓ . Finally, the number of terms is smaller than

$$\begin{aligned} B_N^{r^*, c^*} &:= \binom{m_N}{r^*} \binom{n_N}{c^*} \prod_{k=1}^K \prod_{\ell=1}^{a_k} p!q! \binom{r^*}{r_k} \binom{m_N - r^*}{p - r_k} \binom{n_N - c^*}{q - c_k} \\ &= \binom{m_N}{r^*} \binom{n_N}{c^*} \prod_{k=1}^K \left[p!q! \binom{r^*}{r_k} \binom{m_N - r^*}{p - r_k} \binom{n_N - c^*}{q - c_k} \right]^{a_k} \\ &= O \left(m_N^{r^*} n_N^{c^*} \prod_{k=1}^K [m_N^{p-r_k} n_N^{q-c_k}]^{a_k} \right) \\ &= O \left(m_N^{r^* + \sum_{k=1}^K a_k(p-r_k)} n_N^{c^* + \sum_{k=1}^K a_k(q-c_k)} \right). \end{aligned}$$

The total number of these terms is

$$\begin{aligned} B_N &\leq \sum_{(\max r_k, \max c_k) \leq (r^*, c^*) \leq (\sum_{k=1}^K a_k r_k / 2 - 1, \sum_{k=1}^K a_k c_k / 2)} B_N^{r^*, c^*} \\ &= O(B_N^{\sum_{k=1}^K a_k r_k / 2 - 1, \sum_{k=1}^K a_k c_k / 2}) \\ &= O \left(m_N^{\sum_{k=1}^K a_k(p-r_k/2) - 1} n_N^{\sum_{k=1}^K a_k(q-c_k/2)} \right) \\ &= o \left(m_N^{\sum_{k=1}^K a_k(p-r_k/2)} n_N^{\sum_{k=1}^K a_k(q-c_k/2)} \right). \end{aligned}$$

We notice that the contribution of these terms is $o(1)$ in equation (D).

Now, there remains the terms of the first case, where the $\Phi_k^\ell G_{k, \mathbf{i}_k^\ell, \mathbf{j}_k^\ell}$ coincide in pairs. Note that since the G_k are non-isomorphic, only graphs arising for the permutations of the same graph G_k can coincide. Therefore, the a_k are necessarily even. Furthermore, for each k , there are $a_k/2$ different pairs of coinciding graphs $\Phi_k^\ell G_{k, \mathbf{i}_k^\ell, \mathbf{j}_k^\ell}$. There are $\frac{a_k!}{2^{a_k/2}(a_k/2)!}$ ways to partition a set of a_k graphs into $a_k/2$ pairs.

Fix k, ℓ_1, ℓ_2 . The number of picks for $\mathbf{i}_k^{\ell_1}, \mathbf{j}_k^{\ell_1}, \mathbf{i}_k^{\ell_2}, \mathbf{j}_k^{\ell_2}, \Phi_k^{\ell_1}, \Phi_k^{\ell_2}$ such that $\Phi_k^{\ell_1} G_{k, \mathbf{i}_k^{\ell_1}, \mathbf{j}_k^{\ell_1}} = \Phi_k^{\ell_2} G_{k, \mathbf{i}_k^{\ell_2}, \mathbf{j}_k^{\ell_2}}$ is given by Lemma 2.6. Accounting for all $a_k/2$ pairs of the type (ℓ_1, ℓ_2) , there are

$$\frac{m_N!(m_N - r_k)!}{(m_N - p)!^2} \frac{n_N!(n_N - c_k)!}{(n_N - q)!^2} |\text{Aut}(G)|.$$

Therefore, taking into account the number of possible pairings and the picks for all $1 \leq k \leq K$, $1 \leq \ell \leq a_k$, there are

$$\begin{aligned} A_N &= \prod_{k=1}^K \frac{a_k!}{2^{a_k/2}(a_k/2)!} \left(\frac{m_N!(m_N - r_k)!}{(m_N - p)!^2} \frac{n_N!(n_N - c_k)!}{(n_N - q)!^2} |\text{Aut}(G_k)| \right)^{a_k/2} \\ &= m_N^{\sum_{k=1}^K a_k(r_k/2-p)} n_N^{\sum_{k=1}^K a_k(c_k/2-q)} \prod_{k=1}^K \frac{a_k!}{2^{a_k/2}(a_k/2)!} |\text{Aut}(G_k)|^{a_k/2} \\ &\quad + o \left(m_N^{\sum_{k=1}^K a_k(r_k/2-p)} n_N^{\sum_{k=1}^K a_k(c_k/2-q)} \right). \end{aligned}$$

Each of these A_N terms is equal to $\mathbb{E} \left[\prod_{k=1}^K \prod_{\ell=1}^{a_k} p^{\Phi_k^\ell G_{k, \mathbf{i}_k^\ell, \mathbf{j}_k^\ell}} \right] = \prod_{k=1}^K \mathbb{E}[(p^{G_k})^2]^{a_k/2}$.

In conclusion, if all the a_k are even, then

$$\begin{aligned} \mathbb{E} \left[\prod_{k=1}^K (m_N^{r_k/2} n_N^{c_k/2} \tilde{P}_N^{G_k})^{a_k} \right] &= m_N^{\sum_{k=1}^K a_k r_k / 2} \binom{m_N}{p}^{-\sum_{k=1}^K a_k} n_N^{\sum_{k=1}^K a_k c_k / 2} \binom{n_N}{q}^{-\sum_{k=1}^K a_k} \\ &\quad \times A_N \prod_{k=1}^K \mathbb{E}[(p^{G_k})^2]^{a_k/2} \\ &= (p!q!)^{\sum_{k=1}^K a_k} \prod_{k=1}^K \frac{a_k!}{2^{a_k/2}(a_k/2)!} |\text{Aut}(G_k)|^{a_k/2} \mathbb{E}[(p^{G_k})^2]^{a_k/2} \\ &= \prod_{k=1}^K \frac{a_k!}{2^{a_k/2}(a_k/2)!} (p!^2 q!^2 |\text{Aut}(G_k)| \mathbb{E}[(p^{G_k})^2])^{a_k/2}, \end{aligned}$$

and in the general case,

$$\begin{aligned} \mathbb{E}\left[\prod_{k=1}^K (m_N^{r_k/2} n_N^{c_k/2} \tilde{P}_N^{G_k})^{a_k}\right] \\ = \begin{cases} \prod_{k=1}^K \frac{a_k!}{2^{a_k/2}(a_k/2)!} (p!^2 q!^2 |\text{Aut}(G_k)| \mathbb{E}[(p^{G_k})^2])^{a_k/2} & \text{if all } a_k \text{ are even,} \\ 0 & \text{if at least one } a_k \text{ is odd.} \end{cases} \end{aligned} \quad (10)$$

Else, if there is at least one odd a_k , we have $\mathbb{E}[\prod_{k=1}^K (m_N^{r_k/2} n_N^{c_k/2} \tilde{P}_N^{G_k})^{a_k}] = 0$.

We remind that the moment of order a of a Gaussian variable X with mean 0 and variance σ^2 is

$$\mathbb{E}[X^a] = \begin{cases} \frac{a!}{2^{a/2}(a/2)!} \sigma^a & \text{if } a \text{ is even,} \\ 0 & \text{if } a \text{ is odd.} \end{cases}$$

So the application of the methods of moments to equation (10) concludes the proof of this lemma. \square

E Proofs for Section 3.4

E.1 Proof of Theorem 3.6

In order to prove Theorem 3.6, define $\mathcal{S} = \{(r_\ell, c_\ell) : 1 \leq \ell \leq L\}$ the set of principal degrees of h . We may define \mathcal{S}_0 the set of pairs $(0, 0) < (r_0, c_0) \leq (p, q)$ such that $\gamma(N)^{-1} = o(m_N^{-r_0} n_N^{-c_0})$, for any $(r, c) \in \mathcal{S}$. We may also define \mathcal{S}_+ , the set of pairs $(0, 0) < (r_+, c_+) \leq (p, q)$ such that $m_N^{-r_+} n_N^{-c_+} = o(\gamma(N)^{-1})$, for any $(r, c) \in \mathcal{S}$. We need the following lemma.

Lemma E.1. *For all $(r, c) \in \mathcal{S}_0$, for all graphs G such that $(v_1(G), v_2(G)) = (r, c)$, we have $p^G = 0$.*

Proof. We have

$$\begin{aligned} \mathbb{V}[U_N] &= \sum_{(0,0) < (r,c) \leq (p,q)} \frac{(m_N - r)!}{m_N!} \frac{(n_N - c)!}{n_N!} V^{(r,c)} \\ &= \sum_{(r,c) \in \mathcal{S}_0} \frac{(m_N - r)!}{m_N!} \frac{(n_N - c)!}{n_N!} V^{(r,c)} + \sum_{(r,c) \in \mathcal{S}} \frac{(m_N - r)!}{m_N!} \frac{(n_N - c)!}{n_N!} V^{(r,c)} \\ &\quad + \sum_{(r,c) \in \mathcal{S}_+} \frac{(m_N - r)!}{m_N!} \frac{(n_N - c)!}{n_N!} V^{(r,c)}. \end{aligned}$$

By definition, $(r, c) \in \mathcal{S}_+$, $m_N^{-r} n_N^{-c} = o(\gamma(N)^{-1})$ and

$$\mathbb{V}[U_N] = \gamma(N)^{-1} \sum_{1 \leq \ell \leq L} \alpha_\ell V^{(r_\ell, c_\ell)} + o(\gamma(N)^{-1}).$$

Therefore,

$$\sum_{(r,c) \in \mathcal{S}_0} \frac{(m_N - r)!}{m_N!} \frac{(n_N - c)!}{n_N!} V^{(r,c)} = \sum_{\ell=1}^L \left(\frac{\alpha_\ell}{\gamma(N)} - \frac{(m_N - r_\ell)!}{m_N!} \frac{(n_N - c_\ell)!}{n_N!} \right) V^{(r_\ell, c_\ell)} + o(\gamma(N)^{-1}).$$

Again, by definition, we have for all $1 \leq \ell \leq L$, $\gamma(N) \frac{(m_N - r_\ell)!}{m_N!} \frac{(n_N - c_\ell)!}{n_N!} \xrightarrow{N \rightarrow \infty} \alpha_\ell$. Therefore, the previous equation yields

$$\gamma(N) \sum_{(r,c) \in \mathcal{S}_0} \frac{(m_N - r)!}{m_N!} \frac{(n_N - c)!}{n_N!} V^{(r,c)} = o(1).$$

But for all $(r, c) \in \mathcal{S}_0$, $\gamma(N) \frac{(m_N - r)!}{m_N!} \frac{(n_N - c)!}{n_N!} \xrightarrow{N \rightarrow \infty} \infty$. Since $V^{(r,c)} \geq 0$ for all $(0, 0) \leq (r, c) \leq (p, q)$, this means that for all $(r, c) \in \mathcal{S}_0$, we have $V^{(r,c)} = 0$. Thus,

$$V^{(r,c)} = \frac{p!}{(p-r)!} \frac{q!}{(q-r)!} \sum_{G \in \Gamma_{r,c}} |\text{Aut}(G)|^{-1} \mathbb{V}[p^G],$$

this means $\mathbb{V}[p^G] = 0$ for all $G \in \Gamma_{r,c}$.

Finally, let G be any graph such that $(v_1(G), v_2(G)) = (r, c)$. Then there exists a graph $G^* \in \Gamma_{r,c}$ such that $\mathbb{V}[p^G] = \mathbb{V}[p^{G^*}]$. We have already shown that $\mathbb{V}[p^{G^*}] = 0$ for all $(r, c) \in \mathcal{S}_0$, so adding the fact that $\mathbb{E}[p^G] = 0$ for all graphs $G \neq \emptyset$, it means that $p^G = 0$, for all graphs G such that $(v_1(G), v_2(G)) = (r, c) \in \mathcal{S}_0$. \square

Proof of Theorem 3.6.

$$\sqrt{\gamma(N)} \left[U_N - p^\emptyset - \sum_{\ell=1}^L P_N^{r_\ell, c_\ell} \right] = \sqrt{\gamma(N)} \left[\sum_{(r,c) \in \mathcal{S}_0} P_N^{r,c} + \sum_{(r,c) \in \mathcal{S}_+} P_N^{r,c} \right].$$

By Lemma E.1, $P_N^{r,c} = 0$ for all $(r, c) \in \mathcal{S}_0$.

$$\begin{aligned} \mathbb{V} \left[\sqrt{\gamma(N)} \sum_{(r,c) \in \mathcal{S}_+} P_N^{r,c} \right] &= \gamma(N) \sum_{(r,c) \in \mathcal{S}_+} \frac{(m-r)!}{m!} \frac{(n-c)!}{n!} V^{(r,c)} \\ &= o(1). \end{aligned}$$

That means $\sqrt{\gamma(N)}(U_N - p^\emptyset) = \sqrt{\gamma(N)} \sum_{\ell=1}^L P_N^{r_\ell, c_\ell} + o_P(1)$, which concludes the proof. \square

E.2 Proof of Theorem 3.7

Proof. Theorem 3.6 states that $\sqrt{\gamma(N)}(U_N - p^\emptyset)$ has the same limit as $\sqrt{\gamma(N)} \sum_{\ell=1}^L P_N^{r_\ell, c_\ell}$.

For all $(0, 0) < (r, c) \leq (p, q)$,

$$P_N^{r,c} = \sum_{G \in \Gamma_{r,c}} \frac{1}{(p-r)!(q-c)!|\text{Aut}(G)|} \tilde{P}_N^G.$$

So

$$\sqrt{\gamma(N)} \sum_{\ell=1}^L P_N^{r_\ell, c_\ell} = \sum_{\ell=1}^L \sqrt{\gamma(N)} m_N^{-r_\ell/2} n_N^{-c_\ell/2} \sum_{G \in \Gamma_{r_\ell, c_\ell}} \frac{m_N^{r_\ell/2} n_N^{c_\ell/2} \tilde{P}_N^G}{(p-r_\ell)!(q-c_\ell)!|\text{Aut}(G)|}.$$

By definition, $\gamma(N) m_N^{-r_\ell} n_N^{-c_\ell} \xrightarrow{N \rightarrow \infty} \alpha_\ell$. Therefore, by Lemma 3.5, $\sqrt{\gamma(N)} \sum_{\ell=1}^L P_N^{r_\ell, c_\ell}$ converges in distribution to $Z = \sum_{\ell=1}^L \sqrt{\alpha_\ell} \sum_{G \in \Gamma_{r_\ell, c_\ell}} W_G$, where all W_G are independent Gaussian variables with mean 0 and variance $\frac{(p!)^2 (q!)^2}{((p-r_\ell)!)^2 ((q-c_\ell)!)^2 |\text{Aut}(G)|} \mathbb{V}[p^G]$.

Finally, it follows that Z is a Gaussian variable with mean 0 and variance $\sum_{\ell=1}^L \sqrt{\alpha_\ell} V^{(r_\ell, c_\ell)}$ where

$$V^{(r_\ell, c_\ell)} = \sum_{G \in \Gamma_{r_\ell, c_\ell}} \frac{(p!)^2 (q!)^2}{((p-r_\ell)!)^2 ((q-c_\ell)!)^2 |\text{Aut}(G)|} \mathbb{V}[p^G]$$

\square

F Derivation of the variances of Example 2

In this section, we calculate the conditional expectations and the variances of Example 2, investigated in Sections 3.1 and 3.3. Let the distribution of Y be defined by

$$\begin{aligned} \xi_i &\stackrel{i.i.d.}{\sim} \mathcal{U}[0, 1], & \forall 1 \leq i \leq m, \\ \eta_j &\stackrel{i.i.d.}{\sim} \mathcal{U}[0, 1], & \forall 1 \leq j \leq n, \\ Y_{ij} &| \xi_i, \eta_j \sim \mathcal{P}(\lambda f(\xi_i) g(\eta_j)), & \forall 1 \leq i \leq m, 1 \leq j \leq n. \end{aligned}$$

Let U_N be the U -statistic with kernel $h_3 = h_1 - h_2$ where

$$h_1(Y_{\{i_1, i_2\}, \{j_1, j_2\}}) = \frac{1}{2} (Y_{i_1 j_1} Y_{i_1 j_2} + Y_{i_2 j_1} Y_{i_2 j_2}),$$

and

$$h_2(Y_{\{i_1, i_2\}, \{j_1, j_2\}}) = \frac{1}{2} (Y_{i_1 j_1} Y_{i_2 j_2} + Y_{i_2 j_1} Y_{i_1 j_2}).$$

Lemma F.1. We have $\mathbb{E}[h_3(Y_{\{1,2\},\{1,2\}}) \mid \xi_1, \xi_2] = \frac{\lambda^2}{2}(f(\xi_1) - f(\xi_2))^2$.

Proof. We have

$$\begin{aligned}\mathbb{E}[h_1(Y_{\{1,2\},\{1,2\}}) \mid \xi_1, \xi_2] &= \frac{1}{2}\mathbb{E}[Y_{11}Y_{12} + Y_{21}Y_{22} \mid \xi_1, \xi_2] \\ &= \frac{1}{2}\mathbb{E}[\mathbb{E}[Y_{11}Y_{12} + Y_{21}Y_{22} \mid \boldsymbol{\xi}, \boldsymbol{\eta}] \mid \xi_1, \xi_2] \\ &= \frac{1}{2}\mathbb{E}[\lambda^2 f(\xi_1)^2 g(\eta_1)g(\eta_2) + \lambda^2 f(\xi_2)^2 g(\eta_1)g(\eta_2) \mid \xi_1, \xi_2] \\ &= \frac{\lambda^2}{2}(f(\xi_1)^2 + f(\xi_2)^2),\end{aligned}$$

and

$$\begin{aligned}\mathbb{E}[h_2(Y_{\{1,2\},\{1,2\}}) \mid \xi_1, \xi_2] &= \frac{1}{2}\mathbb{E}[Y_{11}Y_{22} + Y_{12}Y_{21} \mid \xi_1, \xi_2] \\ &= \frac{1}{2}\mathbb{E}[\mathbb{E}[Y_{11}Y_{22} + Y_{12}Y_{21} \mid \boldsymbol{\xi}, \boldsymbol{\eta}] \mid \xi_1, \xi_2] \\ &= \frac{1}{2}\mathbb{E}[2\lambda^2 f(\xi_1)f(\xi_2)g(\eta_1)g(\eta_2) \mid \xi_1, \xi_2] \\ &= \lambda^2 f(\xi_1)f(\xi_2).\end{aligned}$$

This proves the result. □

Lemma F.2. We have $\mathbb{E}[h_3(Y_{\{1,2\},\{1,2\}}) \mid \eta_1, \eta_2] = \lambda^2(F_2 - 1)g(\eta_1)g(\eta_2)$.

Proof. We have

$$\begin{aligned}\mathbb{E}[h_1(Y_{\{1,2\},\{1,2\}}) \mid \eta_1, \eta_2] &= \frac{1}{2}\mathbb{E}[Y_{11}Y_{12} + Y_{21}Y_{22} \mid \eta_1, \eta_2] \\ &= \frac{1}{2}\mathbb{E}[\mathbb{E}[Y_{11}Y_{12} + Y_{21}Y_{22} \mid \boldsymbol{\xi}, \boldsymbol{\eta}] \mid \eta_1, \eta_2] \\ &= \frac{1}{2}\mathbb{E}[\lambda^2 f(\xi_1)^2 g(\eta_1)g(\eta_2) + \lambda^2 f(\xi_2)^2 g(\eta_1)g(\eta_2) \mid \eta_1, \eta_2] \\ &= \lambda^2 F_2 g(\eta_1)g(\eta_2),\end{aligned}$$

and

$$\begin{aligned}\mathbb{E}[h_2(Y_{\{1,2\},\{1,2\}}) \mid \eta_1, \eta_2] &= \frac{1}{2}\mathbb{E}[Y_{11}Y_{22} + Y_{12}Y_{21} \mid \eta_1, \eta_2] \\ &= \frac{1}{2}\mathbb{E}[\mathbb{E}[Y_{11}Y_{22} + Y_{12}Y_{21} \mid \boldsymbol{\xi}, \boldsymbol{\eta}] \mid \eta_1, \eta_2] \\ &= \frac{1}{2}\mathbb{E}[2\lambda^2 f(\xi_1)f(\xi_2)g(\eta_1)g(\eta_2) \mid \eta_1, \eta_2] \\ &= \lambda^2 g(\eta_1)g(\eta_2).\end{aligned}$$

This proves the result. □

Lemma F.3. We have $\mathbb{E}[h_3(Y_{\{1,2\},\{1,2\}}) \mid \xi_1, \eta_1] = \frac{\lambda^2}{2}(f(\xi_1)^2 - 2f(\xi_1) + F_2)g(\eta_1)$.

Proof. We have

$$\begin{aligned}\mathbb{E}[h_1(Y_{\{1,2\},\{1,2\}}) \mid \xi_1, \eta_1] &= \frac{1}{2}\mathbb{E}[Y_{11}Y_{12} + Y_{21}Y_{22} \mid \xi_1, \eta_1] \\ &= \frac{1}{2}\mathbb{E}[\mathbb{E}[Y_{11}Y_{12} + Y_{21}Y_{22} \mid \boldsymbol{\xi}, \boldsymbol{\eta}] \mid \xi_1, \eta_1] \\ &= \frac{1}{2}\mathbb{E}[\lambda^2 f(\xi_1)^2 g(\eta_1)g(\eta_2) + \lambda^2 f(\xi_2)^2 g(\eta_1)g(\eta_2) \mid \xi_1, \eta_1] \\ &= \frac{\lambda^2}{2}(f(\xi_1)^2 + F_2)g(\eta_1),\end{aligned}$$

and

$$\begin{aligned}
\mathbb{E}[h_2(Y_{\{1,2\},\{1,2\}}) \mid \xi_1, \eta_1] &= \frac{1}{2} \mathbb{E}[Y_{11}Y_{22} + Y_{12}Y_{21} \mid \xi_1, \eta_1] \\
&= \frac{1}{2} \mathbb{E}[\mathbb{E}[Y_{11}Y_{22} + Y_{12}Y_{21} \mid \boldsymbol{\xi}, \boldsymbol{\eta}] \mid \xi_1, \eta_1] \\
&= \frac{1}{2} \mathbb{E}[2\lambda^2 f(\xi_1)f(\xi_2)g(\eta_1)g(\eta_2) \mid \xi_1, \eta_1] \\
&= \lambda^2 f(\xi_1)g(\eta_1).
\end{aligned}$$

This proves the result. \square

Lemma F.4. We have $\mathbb{E}[h_3(Y_{\{1,2\},\{1,2\}}) \mid \xi_1, \eta_1, \zeta_{11}] = \frac{\lambda}{2}(f(\xi_1) - 1)Y_{11} + \frac{\lambda^2}{2}(F_2 - f(\xi_1))g(\eta_1)$.

Proof. We have

$$\begin{aligned}
\mathbb{E}[h_1(Y_{\{1,2\},\{1,2\}}) \mid \xi_1, \eta_1, \zeta_{11}] &= \frac{1}{2} \mathbb{E}[Y_{11}Y_{12} + Y_{21}Y_{22} \mid \xi_1, \eta_1, \zeta_{11}] \\
&= \frac{1}{2} \mathbb{E}[\mathbb{E}[Y_{11}Y_{12} + Y_{21}Y_{22} \mid \boldsymbol{\xi}, \boldsymbol{\eta}, Y_{11}] \mid \xi_1, \eta_1, \zeta_{11}] \\
&= \frac{1}{2} \mathbb{E}[\lambda f(\xi_1)g(\eta_2)Y_{11} + \lambda^2 f(\xi_2)^2 g(\eta_1)g(\eta_2) \mid \xi_1, \eta_1, \zeta_{11}] \\
&= \frac{\lambda}{2} f(\xi_1)Y_{11} + \frac{\lambda^2}{2} F_2 g(\eta_1),
\end{aligned}$$

and

$$\begin{aligned}
\mathbb{E}[h_2(Y_{\{1,2\},\{1,2\}}) \mid \xi_1, \xi_2, \zeta_{11}] &= \frac{1}{2} \mathbb{E}[Y_{11}Y_{22} + Y_{12}Y_{21} \mid \xi_1, \eta_1, \zeta_{11}] \\
&= \frac{1}{2} \mathbb{E}[\mathbb{E}[Y_{11}Y_{22} + Y_{12}Y_{21} \mid \boldsymbol{\xi}, \boldsymbol{\eta}, Y_{11}] \mid \xi_1, \eta_1, \zeta_{11}] \\
&= \frac{1}{2} \mathbb{E}[\lambda Y_{11}f(\xi_2)g(\eta_2) + \lambda^2 f(\xi_1)f(\xi_2)g(\eta_1)g(\eta_2) \mid \xi_1, \eta_1, \zeta_{11}] \\
&= \frac{\lambda}{2} Y_{11} + \frac{\lambda^2}{2} f(\xi_1)g(\eta_1).
\end{aligned}$$

This proves the result. \square

Lemma F.5. We have $\mathbb{E}[h_3(Y_{\{1,2\},\{1,2\}}) \mid \xi_1, \xi_2, \eta_1] = \frac{\lambda^2}{2}(f(\xi_1) - f(\xi_2))^2 g(\eta_1)$.

Proof. We have

$$\begin{aligned}
\mathbb{E}[h_1(Y_{\{1,2\},\{1,2\}}) \mid \xi_1, \xi_2, \eta_1] &= \frac{1}{2} \mathbb{E}[Y_{11}Y_{12} + Y_{21}Y_{22} \mid \xi_1, \xi_2, \eta_1] \\
&= \frac{1}{2} \mathbb{E}[\mathbb{E}[Y_{11}Y_{12} + Y_{21}Y_{22} \mid \boldsymbol{\xi}, \boldsymbol{\eta}] \mid \xi_1, \xi_2, \eta_1] \\
&= \frac{1}{2} \mathbb{E}[\lambda^2 f(\xi_1)^2 g(\eta_1)g(\eta_2) + \lambda^2 f(\xi_2)^2 g(\eta_1)g(\eta_2) \mid \xi_1, \xi_2, \eta_1] \\
&= \frac{\lambda^2}{2} (f(\xi_1)^2 + f(\xi_2)^2)g(\eta_1),
\end{aligned}$$

and

$$\begin{aligned}
\mathbb{E}[h_2(Y_{\{1,2\},\{1,2\}}) \mid \xi_1, \xi_2, \eta_1] &= \frac{1}{2} \mathbb{E}[Y_{11}Y_{22} + Y_{12}Y_{21} \mid \xi_1, \xi_2, \eta_1] \\
&= \frac{1}{2} \mathbb{E}[\mathbb{E}[Y_{11}Y_{22} + Y_{12}Y_{21} \mid \boldsymbol{\xi}, \boldsymbol{\eta}] \mid \xi_1, \xi_2, \eta_1] \\
&= \frac{1}{2} \mathbb{E}[2\lambda^2 f(\xi_1)f(\xi_2)g(\eta_1)g(\eta_2) \mid \xi_1, \xi_2, \eta_1] \\
&= \lambda^2 f(\xi_1)f(\xi_2)g(\eta_1).
\end{aligned}$$

This proves the result. \square

Lemma F.6. We have $\mathbb{E}[h_3(Y_{\{1,2\},\{1,2\}}) \mid \xi_1, \xi_2, \eta_1, \zeta_{11}] = \frac{\lambda}{2}(f(\xi_1) - f(\xi_2))Y_{11} + \frac{\lambda^2}{2}(f(\xi_2) - f(\xi_1))f(\xi_2)g(\eta_1)$.

Proof. We have

$$\begin{aligned}\mathbb{E}[h_1(Y_{\{1,2\},\{1,2\}}) \mid \xi_1, \xi_2, \eta_1, \zeta_{11}] &= \frac{1}{2}\mathbb{E}[Y_{11}Y_{12} + Y_{21}Y_{22} \mid \xi_1, \xi_2, \eta_1, \zeta_{11}] \\ &= \frac{1}{2}\mathbb{E}[\mathbb{E}[Y_{11}Y_{12} + Y_{21}Y_{22} \mid \boldsymbol{\xi}, \boldsymbol{\eta}, Y_{11}] \mid \xi_1, \xi_2, \eta_1, \zeta_{11}] \\ &= \frac{1}{2}\mathbb{E}[\lambda f(\xi_1)g(\eta_2)Y_{11} + \lambda^2 f(\xi_2)^2 g(\eta_1)g(\eta_2) \mid \xi_1, \xi_2, \eta_1, \zeta_{11}] \\ &= \frac{\lambda}{2}f(\xi_1)Y_{11} + \frac{\lambda^2}{2}f(\xi_2)^2 g(\eta_1),\end{aligned}$$

and

$$\begin{aligned}\mathbb{E}[h_2(Y_{\{1,2\},\{1,2\}}) \mid \xi_1, \xi_2, \eta_1, \zeta_{11}] &= \frac{1}{2}\mathbb{E}[Y_{11}Y_{22} + Y_{12}Y_{21} \mid \xi_1, \xi_2, \eta_1, \zeta_{11}] \\ &= \frac{1}{2}\mathbb{E}[\mathbb{E}[Y_{11}Y_{22} + Y_{12}Y_{21} \mid \boldsymbol{\xi}, \boldsymbol{\eta}, Y_{11}] \mid \xi_1, \xi_2, \eta_1, \zeta_{11}] \\ &= \frac{1}{2}\mathbb{E}[\lambda f(\xi_2)g(\eta_2)Y_{11} + \lambda^2 f(\xi_1)f(\xi_2)g(\eta_1)g(\eta_2) \mid \xi_1, \xi_2, \eta_1, \zeta_{11}] \\ &= \frac{\lambda}{2}f(\xi_2)Y_{11} + \frac{\lambda^2}{2}f(\xi_1)f(\xi_2)g(\eta_1).\end{aligned}$$

This proves the result. \square

Lemma F.7. We have $\mathbb{E}[h_3(Y_{\{1,2\},\{1,2\}}) \mid \xi_1, \xi_2, \eta_1, \zeta_{11}, \zeta_{21}] = \frac{\lambda}{2}(f(\xi_1) - f(\xi_2))(Y_{11} - Y_{21})$.

Proof. We have

$$\begin{aligned}\mathbb{E}[h_1(Y_{\{1,2\},\{1,2\}}) \mid \xi_1, \xi_2, \eta_1, \zeta_{11}, \zeta_{21}] &= \frac{1}{2}\mathbb{E}[Y_{11}Y_{12} + Y_{21}Y_{22} \mid \xi_1, \xi_2, \eta_1, \zeta_{11}, \zeta_{21}] \\ &= \frac{1}{2}\mathbb{E}[\mathbb{E}[Y_{11}Y_{12} + Y_{21}Y_{22} \mid \boldsymbol{\xi}, \boldsymbol{\eta}, Y_{11}, Y_{21}] \mid \xi_1, \xi_2, \eta_1, \zeta_{11}, \zeta_{21}] \\ &= \frac{1}{2}\mathbb{E}[\lambda f(\xi_1)g(\eta_2)Y_{11} + \lambda^2 f(\xi_2)g(\eta_2)Y_{21} \mid \xi_1, \xi_2, \eta_1, \zeta_{11}, \zeta_{21}] \\ &= \frac{\lambda}{2}(f(\xi_1)Y_{11} + f(\xi_2)Y_{21}),\end{aligned}$$

and

$$\begin{aligned}\mathbb{E}[h_2(Y_{\{1,2\},\{1,2\}}) \mid \xi_1, \xi_2, \eta_1, \zeta_{11}, \zeta_{21}] &= \frac{1}{2}\mathbb{E}[Y_{11}Y_{22} + Y_{12}Y_{21} \mid \xi_1, \xi_2, \eta_1, \zeta_{11}, \zeta_{21}] \\ &= \frac{1}{2}\mathbb{E}[\mathbb{E}[Y_{11}Y_{22} + Y_{12}Y_{21} \mid \boldsymbol{\xi}, \boldsymbol{\eta}, Y_{11}, Y_{21}] \mid \xi_1, \xi_2, \eta_1, \zeta_{11}, \zeta_{21}] \\ &= \frac{1}{2}\mathbb{E}[\lambda f(\xi_2)g(\eta_2)Y_{11} + \lambda f(\xi_1)g(\eta_2)Y_{21} \mid \xi_1, \xi_2, \eta_1, \zeta_{11}, \zeta_{21}] \\ &= \frac{\lambda}{2}(f(\xi_2)Y_{11} + f(\xi_1)Y_{21}).\end{aligned}$$

This proves the result. \square

Lemma F.8. We have $\mathbb{E}[h_3(Y_{\{1,2\},\{1,2\}}) \mid \xi_1, \eta_1, \eta_2] = \frac{\lambda^2}{2}(f(\xi_1)^2 - 2f(\xi_1) + F_2)g(\eta_1)g(\eta_2)$.

Proof. We have

$$\begin{aligned}\mathbb{E}[h_1(Y_{\{1,2\},\{1,2\}}) \mid \xi_1, \eta_1, \eta_2] &= \frac{1}{2}\mathbb{E}[Y_{11}Y_{12} + Y_{21}Y_{22} \mid \xi_1, \eta_1, \eta_2] \\ &= \frac{1}{2}\mathbb{E}[\mathbb{E}[Y_{11}Y_{12} + Y_{21}Y_{22} \mid \boldsymbol{\xi}, \boldsymbol{\eta}] \mid \xi_1, \eta_1, \eta_2] \\ &= \frac{1}{2}\mathbb{E}[\lambda^2 f(\xi_1)^2 g(\eta_1)g(\eta_2) + \lambda^2 f(\xi_2)^2 g(\eta_1)g(\eta_2) \mid \xi_1, \eta_1, \eta_2] \\ &= \frac{\lambda^2}{2}(f(\xi_1)^2 + F_2)g(\eta_1)g(\eta_2),\end{aligned}$$

and

$$\begin{aligned}
\mathbb{E}[h_2(Y_{\{1,2\},\{1,2\}}) \mid \xi_1, \eta_1, \eta_2] &= \frac{1}{2} \mathbb{E}[Y_{11}Y_{22} + Y_{12}Y_{21} \mid \xi_1, \eta_1, \eta_2] \\
&= \frac{1}{2} \mathbb{E}[\mathbb{E}[Y_{11}Y_{22} + Y_{12}Y_{21} \mid \boldsymbol{\xi}, \boldsymbol{\eta}] \mid \xi_1, \eta_1, \eta_2] \\
&= \frac{1}{2} \mathbb{E}[2\lambda^2 f(\xi_1)f(\xi_2)g(\eta_1)g(\eta_2) \mid \xi_1, \eta_1, \eta_2] \\
&= \lambda^2 f(\xi_1)g(\eta_1)g(\eta_2).
\end{aligned}$$

This proves the result. \square

Lemma F.9. We have $\mathbb{E}[h_3(Y_{\{1,2\},\{1,2\}}) \mid \xi_1, \eta_1, \eta_2, \zeta_{11}] = \frac{\lambda}{2}(f(\xi_1)-1)g(\eta_2)Y_{11} + \frac{\lambda^2}{2}(F_2-f(\xi_1))g(\eta_1)g(\eta_2)$.

Proof. We have

$$\begin{aligned}
\mathbb{E}[h_1(Y_{\{1,2\},\{1,2\}}) \mid \xi_1, \eta_1, \eta_2, \zeta_{11}] &= \frac{1}{2} \mathbb{E}[Y_{11}Y_{12} + Y_{21}Y_{22} \mid \xi_1, \eta_1, \eta_2, \zeta_{11}] \\
&= \frac{1}{2} \mathbb{E}[\mathbb{E}[Y_{11}Y_{12} + Y_{21}Y_{22} \mid \boldsymbol{\xi}, \boldsymbol{\eta}, Y_{11}] \mid \xi_1, \eta_1, \eta_2, \zeta_{11}] \\
&= \frac{1}{2} \mathbb{E}[\lambda f(\xi_1)g(\eta_2)Y_{11} + \lambda^2 f(\xi_2)^2 g(\eta_1)g(\eta_2) \mid \xi_1, \eta_1, \eta_2, \zeta_{11}] \\
&= \frac{\lambda}{2} f(\xi_1)g(\eta_2)Y_{11} + \frac{\lambda^2}{2} F_2 g(\eta_1)g(\eta_2),
\end{aligned}$$

and

$$\begin{aligned}
\mathbb{E}[h_2(Y_{\{1,2\},\{1,2\}}) \mid \xi_1, \eta_1, \eta_2, \zeta_{11}] &= \frac{1}{2} \mathbb{E}[Y_{11}Y_{22} + Y_{12}Y_{21} \mid \xi_1, \eta_1, \eta_2, \zeta_{11}] \\
&= \frac{1}{2} \mathbb{E}[\mathbb{E}[Y_{11}Y_{22} + Y_{12}Y_{21} \mid \boldsymbol{\xi}, \boldsymbol{\eta}, Y_{11}] \mid \xi_1, \eta_1, \eta_2, \zeta_{11}] \\
&= \frac{1}{2} \mathbb{E}[\lambda f(\xi_2)g(\eta_2)Y_{11} + \lambda^2 f(\xi_1)f(\xi_2)g(\eta_1)g(\eta_2) \mid \xi_1, \eta_1, \eta_2, \zeta_{11}] \\
&= \frac{\lambda}{2} g(\eta_2)Y_{11} + \frac{\lambda^2}{2} f(\xi_1)g(\eta_1)g(\eta_2).
\end{aligned}$$

This proves the result. \square

Lemma F.10. We have $\mathbb{E}[h_3(Y_{\{1,2\},\{1,2\}}) \mid \xi_1, \eta_1, \eta_2, \zeta_{11}, \zeta_{12}] = \frac{1}{2}Y_{11}Y_{12} - \frac{\lambda}{2}(g(\eta_2)Y_{11} + g(\eta_1)Y_{12}) + \frac{\lambda^2}{2}F_2 g(\eta_1)g(\eta_2)$.

Proof. We have

$$\begin{aligned}
\mathbb{E}[h_1(Y_{\{1,2\},\{1,2\}}) \mid \xi_1, \eta_1, \eta_2, \zeta_{11}, \zeta_{12}] &= \frac{1}{2} \mathbb{E}[Y_{11}Y_{12} + Y_{21}Y_{22} \mid \xi_1, \eta_1, \eta_2, \zeta_{11}, \zeta_{12}] \\
&= \frac{1}{2} \mathbb{E}[\mathbb{E}[Y_{11}Y_{12} + Y_{21}Y_{22} \mid \boldsymbol{\xi}, \boldsymbol{\eta}, Y_{11}, Y_{12}] \mid \xi_1, \eta_1, \eta_2, \zeta_{11}, \zeta_{12}] \\
&= \frac{1}{2} \mathbb{E}[Y_{11}Y_{12} + \lambda^2 f(\xi_2)^2 g(\eta_1)g(\eta_2) \mid \xi_1, \eta_1, \eta_2, \zeta_{11}, \zeta_{12}] \\
&= \frac{1}{2} Y_{11}Y_{12} + \frac{\lambda^2}{2} F_2 g(\eta_1)g(\eta_2),
\end{aligned}$$

and

$$\begin{aligned}
\mathbb{E}[h_2(Y_{\{1,2\},\{1,2\}}) \mid \xi_1, \eta_1, \eta_2, \zeta_{11}, \zeta_{12}] &= \frac{1}{2} \mathbb{E}[Y_{11}Y_{22} + Y_{12}Y_{21} \mid \xi_1, \eta_1, \eta_2, \zeta_{11}, \zeta_{12}] \\
&= \frac{1}{2} \mathbb{E}[\mathbb{E}[Y_{11}Y_{22} + Y_{12}Y_{21} \mid \boldsymbol{\xi}, \boldsymbol{\eta}, Y_{11}, Y_{12}] \mid \xi_1, \eta_1, \eta_2, \zeta_{11}, \zeta_{12}] \\
&= \frac{1}{2} \mathbb{E}[\lambda f(\xi_2)g(\eta_2)Y_{11} + \lambda f(\xi_2)g(\eta_1)Y_{12} \mid \xi_1, \eta_1, \eta_2, \zeta_{11}, \zeta_{12}] \\
&= \frac{\lambda}{2} (g(\eta_2)Y_{11} + g(\eta_1)Y_{12}).
\end{aligned}$$

This proves the result. \square

Lemma F.11. We have $\mathbb{E}[\mathbb{E}[h_3(Y_{\{1,2\},\{1,2\}}) \mid \xi_1, \eta_1, \eta_2, \zeta_{11}, \zeta_{12}]^2] = \frac{\lambda^2}{4}F_2 + \frac{\lambda^3}{2}(F_3 - 2F_2 + 1)G_2 + \frac{\lambda^4}{4}(F_4 - 4F_3 + 3F_2^2)G_2^2$.

Proof. We have

$$\begin{aligned} & \mathbb{E}[h_3(Y_{\{1,2\},\{1,2\}}) \mid \xi_1, \eta_1, \eta_2, \zeta_{11}, \zeta_{12}]^2 \\ &= \left(\frac{1}{2}Y_{11}Y_{12} - \frac{\lambda}{2}(g(\eta_2)Y_{11} + g(\eta_1)Y_{12}) + \frac{\lambda^2}{2}F_2g(\eta_1)g(\eta_2) \right)^2 \\ &= \frac{1}{4}Y_{11}^2Y_{12}^2 + \frac{\lambda^2}{4}g(\eta_2)^2Y_{11}^2 + \frac{\lambda^2}{4}g(\eta_1)^2Y_{12}^2 + \frac{\lambda^2}{2}g(\eta_1)g(\eta_2)Y_{11}Y_{12} \\ &\quad + \frac{\lambda^4}{4}F_2^2g(\eta_1)^2g(\eta_2)^2 - \frac{\lambda}{2}g(\eta_2)Y_{11}^2Y_{12} - \frac{\lambda}{2}g(\eta_1)Y_{11}Y_{12}^2 \\ &\quad + \frac{\lambda^2}{2}F_2g(\eta_1)g(\eta_2)Y_{11}Y_{12} - \frac{\lambda^3}{2}F_2g(\eta_1)g(\eta_2)^2Y_{11} - \frac{\lambda^3}{2}F_2g(\eta_1)^2g(\eta_2)Y_{12}. \end{aligned}$$

Taking the expectation of this random variable and using the row-column exchangeability of Y , it becomes

$$\begin{aligned} & \mathbb{E}[\mathbb{E}[h_3(Y_{\{1,2\},\{1,2\}}) \mid \xi_1, \eta_1, \eta_2, \zeta_{11}, \zeta_{12}]^2] \\ &= \frac{1}{4}\mathbb{E}[Y_{11}^2Y_{12}^2] + \frac{\lambda^2}{2}\mathbb{E}[g(\eta_2)^2Y_{11}^2] + \frac{\lambda^2}{2}(F_2 + 1)\mathbb{E}[g(\eta_1)g(\eta_2)Y_{11}Y_{12}] \\ &\quad + \frac{\lambda^4}{4}F_2^2\mathbb{E}[g(\eta_1)^2g(\eta_2)^2] - \lambda\mathbb{E}[g(\eta_2)Y_{11}^2Y_{12}] - \lambda^3F_2\mathbb{E}[g(\eta_1)g(\eta_2)^2Y_{11}]. \end{aligned}$$

We calculate each term of this expression separately, obtaining

$$\begin{aligned} \frac{1}{4}\mathbb{E}[Y_{11}^2Y_{12}^2] &= \mathbb{E}[\mathbb{E}[Y_{11}^2Y_{12}^2 \mid \xi, \eta]] \\ &= \frac{1}{4}\mathbb{E}[(\lambda f(\xi_1)g(\eta_1) + \lambda^2 f(\xi_1)^2g(\eta_1)^2) \\ &\quad \times (\lambda f(\xi_1)g(\eta_2) + \lambda^2 f(\xi_1)^2g(\eta_2)^2)] \\ &= \frac{\lambda^2}{4}\mathbb{E}[f(\xi_1)^2g(\eta_1)g(\eta_2)] + \frac{\lambda^3}{2}\mathbb{E}[f(\xi_1)^3g(\eta_1)^2g(\eta_2)] \\ &\quad + \frac{\lambda^4}{4}\mathbb{E}[f(\xi_1)^4g(\eta_1)^2g(\eta_2)^2] \\ &= \frac{\lambda^2}{4}F_2 + \frac{\lambda^3}{2}F_3G_2 + \frac{\lambda^4}{4}F_4G_2^2, \\ \frac{\lambda^2}{2}\mathbb{E}[g(\eta_2)^2Y_{11}^2] &= \frac{\lambda^2}{2}\mathbb{E}[\mathbb{E}[g(\eta_2)^2Y_{11}^2 \mid \xi, \eta]] \\ &= \frac{\lambda^2}{2}\mathbb{E}[g(\eta_2)^2(\lambda f(\xi_1)g(\eta_1) + \lambda^2 f(\xi_1)^2g(\eta_1)^2)] \\ &= \frac{\lambda^3}{2}G_2 + \frac{\lambda^4}{2}F_2G_2^2, \\ \frac{\lambda^2}{2}(F_2 + 1)\mathbb{E}[g(\eta_1)g(\eta_2)Y_{11}Y_{12}] &= \frac{\lambda^2}{2}(F_2 + 1)\mathbb{E}[\mathbb{E}[g(\eta_1)g(\eta_2)Y_{11}Y_{12} \mid \xi, \eta]] \\ &= \frac{\lambda^2}{2}(F_2 + 1)\mathbb{E}[\lambda^2 f(\xi_1)^2g(\eta_1)^2g(\eta_2)^2] \\ &= \frac{\lambda^4}{2}(F_2 + 1)F_2G_2^2, \\ \lambda\mathbb{E}[g(\eta_2)Y_{11}^2Y_{12}] &= \lambda\mathbb{E}[\mathbb{E}[g(\eta_2)Y_{11}^2Y_{12} \mid \xi, \eta]] \\ &= \lambda\mathbb{E}[g(\eta_2)(\lambda f(\xi_1)g(\eta_1) + \lambda^2 f(\xi_1)^2g(\eta_1)^2)\lambda f(\xi_1)g(\eta_2)] \\ &= \lambda^3F_2G_2 + \lambda^4F_3G_2^2, \\ \lambda^3F_2\mathbb{E}[g(\eta_1)g(\eta_2)^2Y_{11}] &= \lambda^3F_2\mathbb{E}[\mathbb{E}[g(\eta_1)g(\eta_2)^2Y_{11} \mid \xi, \eta]] \\ &= \lambda^3F_2\mathbb{E}[\lambda f(\xi_1)g(\eta_1)^2g(\eta_2)^2] \\ &= \lambda^4F_2G_2^2. \end{aligned}$$

Therefore,

$$\begin{aligned}
& \mathbb{E}[\mathbb{E}[h_3(Y_{\{1,2\},\{1,2\}}) \mid \xi_1, \eta_1, \eta_2, \zeta_{11}, \zeta_{12}]^2] \\
&= \frac{\lambda^2}{4} F_2 + \frac{\lambda^3}{2} F_3 G_2 + \frac{\lambda^4}{4} F_4 G_2^2 + \frac{\lambda^3}{2} G_2 + \frac{\lambda^4}{2} F_2 G_2^2 \\
&\quad + \frac{\lambda^4}{2} (F_2 + 1) F_2 G_2^2 + \frac{\lambda^4}{4} F_2^2 G_2^2 - \lambda^3 F_2 G_2 - \lambda^4 F_3 G_2^2 - \lambda^4 F_2 G_2^2 \\
&= \frac{\lambda^2}{4} F_2 + \frac{\lambda^3}{2} (F_3 - 2F_2 + 1) G_2 + \frac{\lambda^4}{4} (F_4 - 4F_3 + 3F_2^2) G_2^2,
\end{aligned}$$

which is the expression given by the lemma. \square

G Derivation of the variances of Example 3

In this section, we calculate the conditional expectations and the variances of Example 3, investigated in Sections 3.1 and 3.3. Let the distribution of Y be defined by

$$\begin{aligned}
\xi_i &\stackrel{i.i.d.}{\sim} \mathcal{U}[0, 1], & \forall 1 \leq i \leq m, \\
\eta_j &\stackrel{i.i.d.}{\sim} \mathcal{U}[0, 1], & \forall 1 \leq j \leq n, \\
W_{ij} &\stackrel{i.i.d.}{\sim} \mathcal{L}(\alpha), & \forall 1 \leq i \leq m, 1 \leq j \leq n, \\
Y_{ij} &\mid \xi_i, \eta_j, W_{ij} \sim \mathcal{P}(\lambda f(\xi_i) g(\eta_j) W_{ij}), & \forall 1 \leq i \leq m, 1 \leq j \leq n.
\end{aligned}$$

Let U_N be the U -statistic with kernel $h_6 = h_4 - h_5$ where

$$h_4(Y_{\{i_1, i_2\}, \{j_1, j_2\}}) = \frac{1}{4} (Y_{i_1 j_1} (Y_{i_1 j_1} - 1) Y_{i_2 j_2} + Y_{i_1 j_2} (Y_{i_1 j_2} - 1) Y_{i_2 j_1} + Y_{i_2 j_1} (Y_{i_2 j_1} - 1) Y_{i_1 j_2} + Y_{i_2 j_2} (Y_{i_2 j_2} - 1) Y_{i_1 j_1})$$

and

$$h_5(Y_{\{i_1, j_2\}, \{i_1, j_2\}}) = \frac{1}{4} (Y_{i_1 j_1} Y_{i_1 j_2} Y_{i_2 j_2} + Y_{i_1 j_2} Y_{i_2 j_2} Y_{i_2 j_1} + Y_{i_2 j_2} Y_{i_2 j_1} Y_{i_1 j_1} + Y_{i_2 j_1} Y_{i_1 j_1} Y_{i_1 j_2}).$$

Lemma G.1. *We have $\mathbb{E}[h_6(Y_{\{1,2\},\{1,2\}})] = \lambda^3 F_2 G_2 \alpha$.*

Proof. We have

$$\begin{aligned}
& \mathbb{E}[h_4(Y_{\{1,2\},\{1,2\}})] \\
&= \frac{1}{4} \mathbb{E}[Y_{11}(Y_{11} - 1)Y_{22} + Y_{12}(Y_{12} - 1)Y_{21} + Y_{21}(Y_{21} - 1)Y_{12} + Y_{22}(Y_{22} - 1)Y_{11}] \\
&= \frac{1}{4} \mathbb{E}[\mathbb{E}[Y_{11}(Y_{11} - 1)Y_{22} + Y_{12}(Y_{12} - 1)Y_{21} + Y_{21}(Y_{21} - 1)Y_{12} + Y_{22}(Y_{22} - 1)Y_{11} \mid \boldsymbol{\xi}, \boldsymbol{\eta}, \mathbf{W}]] \\
&= \frac{1}{4} \mathbb{E}[\lambda^3 f(\xi_1)^2 f(\xi_2) g(\eta_1)^2 g(\eta_2) W_{11}^2 W_{22} + \lambda^3 f(\xi_1)^2 f(\xi_2) g(\eta_2)^2 g(\eta_1) W_{12}^2 W_{21} \\
&\quad + \lambda^3 f(\xi_2)^2 f(\xi_1) g(\eta_1)^2 g(\eta_2) W_{21}^2 W_{12} + \lambda^3 f(\xi_2)^2 f(\xi_1) g(\eta_2)^2 g(\eta_1) W_{22}^2 W_{11}] \\
&= \lambda^3 F_2 G_2 (\alpha + 1),
\end{aligned}$$

and

$$\begin{aligned}
& \mathbb{E}[h_5(Y_{\{1,2\},\{1,2\}})] \\
&= \frac{1}{4} \mathbb{E}[Y_{11} Y_{12} Y_{22} + Y_{12} Y_{22} Y_{21} + Y_{22} Y_{21} Y_{11} + Y_{21} Y_{11} Y_{12}] \\
&= \frac{1}{4} \mathbb{E}[\mathbb{E}[Y_{11} Y_{12} Y_{22} + Y_{12} Y_{22} Y_{21} + Y_{22} Y_{21} Y_{11} + Y_{21} Y_{11} Y_{12} \mid \boldsymbol{\xi}, \boldsymbol{\eta}, \mathbf{W}]] \\
&= \frac{1}{4} \mathbb{E}[\lambda^3 f(\xi_1)^2 f(\xi_2) g(\eta_2)^2 g(\eta_1) W_{11} W_{12} W_{22} + \lambda^3 f(\xi_2)^2 f(\xi_1) g(\eta_2)^2 g(\eta_1) W_{12} W_{22} W_{21} \\
&\quad + \lambda^3 f(\xi_2)^2 f(\xi_1) g(\eta_1)^2 g(\eta_2) W_{22} W_{21} W_{11} + \lambda^3 f(\xi_1)^2 f(\xi_2) g(\eta_1)^2 g(\eta_2) W_{21} W_{11} W_{12}] \\
&= \lambda^3 F_2 G_2.
\end{aligned}$$

This proves the result. \square

Lemma G.2. We have $\mathbb{E}[h_6(Y_{\{1,2\},\{1,2\}}) \mid \xi_1] = \frac{\lambda^3}{2} f(\xi_1)(f(\xi_1) + F_2)G_2\alpha$.

Proof. We have

$$\begin{aligned}
& \mathbb{E}[h_4(Y_{\{1,2\},\{1,2\}}) \mid \xi_1] \\
&= \frac{1}{4} \mathbb{E}[Y_{11}(Y_{11} - 1)Y_{22} + Y_{12}(Y_{12} - 1)Y_{21} + Y_{21}(Y_{21} - 1)Y_{12} + Y_{22}(Y_{22} - 1)Y_{11} \mid \xi_1] \\
&= \frac{1}{4} \mathbb{E}[\mathbb{E}[Y_{11}(Y_{11} - 1)Y_{22} + Y_{12}(Y_{12} - 1)Y_{21} + Y_{21}(Y_{21} - 1)Y_{12} + Y_{22}(Y_{22} - 1)Y_{11} \mid \boldsymbol{\xi}, \boldsymbol{\eta}, \mathbf{W}] \mid \xi_1] \\
&= \frac{1}{4} \mathbb{E}[\lambda^3 f(\xi_1)^2 f(\xi_2) g(\eta_1)^2 g(\eta_2) W_{11}^2 W_{22} + \lambda^3 f(\xi_1)^2 f(\xi_2) g(\eta_2)^2 g(\eta_1) W_{12}^2 W_{21} \\
&\quad + \lambda^3 f(\xi_2)^2 f(\xi_1) g(\eta_1)^2 g(\eta_2) W_{21}^2 W_{12} + \lambda^3 f(\xi_2)^2 f(\xi_1) g(\eta_2)^2 g(\eta_1) W_{22}^2 W_{11} \mid \xi_1] \\
&= \frac{\lambda^3}{2} f(\xi_1)(f(\xi_1) + F_2)G_2(\alpha + 1),
\end{aligned}$$

and

$$\begin{aligned}
& \mathbb{E}[h_5(Y_{\{1,2\},\{1,2\}}) \mid \xi_1] \\
&= \frac{1}{4} \mathbb{E}[Y_{11}Y_{12}Y_{22} + Y_{12}Y_{22}Y_{21} + Y_{22}Y_{21}Y_{11} + Y_{21}Y_{11}Y_{12} \mid \xi_1] \\
&= \frac{1}{4} \mathbb{E}[\mathbb{E}[Y_{11}Y_{12}Y_{22} + Y_{12}Y_{22}Y_{21} + Y_{22}Y_{21}Y_{11} + Y_{21}Y_{11}Y_{12} \mid \boldsymbol{\xi}, \boldsymbol{\eta}, \mathbf{W}] \mid \xi_1] \\
&= \frac{1}{4} \mathbb{E}[\lambda^3 f(\xi_1)^2 f(\xi_2) g(\eta_2)^2 g(\eta_1) W_{11} W_{12} W_{22} + \lambda^3 f(\xi_2)^2 f(\xi_1) g(\eta_2)^2 g(\eta_1) W_{12} W_{22} W_{21} \\
&\quad + \lambda^3 f(\xi_2)^2 f(\xi_1) g(\eta_1)^2 g(\eta_2) W_{22} W_{21} W_{11} + \lambda^3 f(\xi_1)^2 f(\xi_2) g(\eta_1)^2 g(\eta_2) W_{21} W_{11} W_{12} \mid \xi_1] \\
&= \frac{\lambda^3}{2} f(\xi_1)(f(\xi_1) + F_2)G_2.
\end{aligned}$$

This proves the result. □

Lemma G.3. We have $\mathbb{E}[h_6(Y_{\{1,2\},\{1,2\}}) \mid \eta_1] = \frac{\lambda^3}{2} F_2 g(\eta_1)(g(\eta_1) + G_2)\alpha$.

Proof. We have

$$\begin{aligned}
& \mathbb{E}[h_4(Y_{\{1,2\},\{1,2\}}) \mid \eta_1] \\
&= \frac{1}{4} \mathbb{E}[Y_{11}(Y_{11} - 1)Y_{22} + Y_{12}(Y_{12} - 1)Y_{21} + Y_{21}(Y_{21} - 1)Y_{12} + Y_{22}(Y_{22} - 1)Y_{11} \mid \eta_1] \\
&= \frac{1}{4} \mathbb{E}[\mathbb{E}[Y_{11}(Y_{11} - 1)Y_{22} + Y_{12}(Y_{12} - 1)Y_{21} + Y_{21}(Y_{21} - 1)Y_{12} + Y_{22}(Y_{22} - 1)Y_{11} \mid \boldsymbol{\xi}, \boldsymbol{\eta}, \mathbf{W}] \mid \eta_1] \\
&= \frac{1}{4} \mathbb{E}[\lambda^3 f(\xi_1)^2 f(\xi_2) g(\eta_1)^2 g(\eta_2) W_{11}^2 W_{22} + \lambda^3 f(\xi_1)^2 f(\xi_2) g(\eta_2)^2 g(\eta_1) W_{12}^2 W_{21} \\
&\quad + \lambda^3 f(\xi_2)^2 f(\xi_1) g(\eta_1)^2 g(\eta_2) W_{21}^2 W_{12} + \lambda^3 f(\xi_2)^2 f(\xi_1) g(\eta_2)^2 g(\eta_1) W_{22}^2 W_{11} \mid \eta_1] \\
&= \frac{\lambda^3}{2} F_2 g(\eta_1)(g(\eta_1) + G_2)(\alpha + 1),
\end{aligned}$$

and

$$\begin{aligned}
& \mathbb{E}[h_5(Y_{\{1,2\},\{1,2\}}) \mid \eta_1] \\
&= \frac{1}{4} \mathbb{E}[Y_{11}Y_{12}Y_{22} + Y_{12}Y_{22}Y_{21} + Y_{22}Y_{21}Y_{11} + Y_{21}Y_{11}Y_{12} \mid \eta_1] \\
&= \frac{1}{4} \mathbb{E}[\mathbb{E}[Y_{11}Y_{12}Y_{22} + Y_{12}Y_{22}Y_{21} + Y_{22}Y_{21}Y_{11} + Y_{21}Y_{11}Y_{12} \mid \boldsymbol{\xi}, \boldsymbol{\eta}, \mathbf{W}] \mid \eta_1] \\
&= \frac{1}{4} \mathbb{E}[\lambda^3 f(\xi_1)^2 f(\xi_2) g(\eta_2)^2 g(\eta_1) W_{11} W_{12} W_{22} + \lambda^3 f(\xi_2)^2 f(\xi_1) g(\eta_2)^2 g(\eta_1) W_{12} W_{22} W_{21} \\
&\quad + \lambda^3 f(\xi_2)^2 f(\xi_1) g(\eta_1)^2 g(\eta_2) W_{22} W_{21} W_{11} + \lambda^3 f(\xi_1)^2 f(\xi_2) g(\eta_1)^2 g(\eta_2) W_{21} W_{11} W_{12} \mid \eta_1] \\
&= \frac{\lambda^3}{2} F_2 g(\eta_1)(g(\eta_1) + G_2).
\end{aligned}$$

This proves the result. □

Lemma G.4. We have $\mathbb{E}[h_6(Y_{\{1,2\},\{1,2\}}) \mid \xi_1, \xi_2] = \frac{\lambda^3}{2}(f(\xi_1)^2 f(\xi_2) + f(\xi_2)^2 f(\xi_1))G_2\alpha$.

Proof. We have

$$\begin{aligned}
& \mathbb{E}[h_4(Y_{\{1,2\},\{1,2\}}) \mid \xi_1, \xi_2] \\
&= \frac{1}{4}\mathbb{E}[Y_{11}(Y_{11}-1)Y_{22} + Y_{12}(Y_{12}-1)Y_{21} + Y_{21}(Y_{21}-1)Y_{12} + Y_{22}(Y_{22}-1)Y_{11} \mid \xi_1, \xi_2] \\
&= \frac{1}{4}\mathbb{E}[\mathbb{E}[Y_{11}(Y_{11}-1)Y_{22} + Y_{12}(Y_{12}-1)Y_{21} + Y_{21}(Y_{21}-1)Y_{12} + Y_{22}(Y_{22}-1)Y_{11} \mid \boldsymbol{\xi}, \boldsymbol{\eta}, \mathbf{W}] \mid \xi_1, \xi_2] \\
&= \frac{1}{4}\mathbb{E}[\lambda^3 f(\xi_1)^2 f(\xi_2) g(\eta_1)^2 g(\eta_2) W_{11}^2 W_{22} + \lambda^3 f(\xi_1)^2 f(\xi_2) g(\eta_2)^2 g(\eta_1) W_{12}^2 W_{21} \\
&\quad + \lambda^3 f(\xi_2)^2 f(\xi_1) g(\eta_1)^2 g(\eta_2) W_{21}^2 W_{12} + \lambda^3 f(\xi_2)^2 f(\xi_1) g(\eta_2)^2 g(\eta_1) W_{22}^2 W_{11} \mid \xi_1, \xi_2] \\
&= \frac{\lambda^3}{2}(f(\xi_1)^2 f(\xi_2) + f(\xi_2)^2 f(\xi_1))G_2(\alpha + 1),
\end{aligned}$$

and

$$\begin{aligned}
& \mathbb{E}[h_5(Y_{\{1,2\},\{1,2\}}) \mid \xi_1, \xi_2] \\
&= \frac{1}{4}\mathbb{E}[Y_{11}Y_{12}Y_{22} + Y_{12}Y_{22}Y_{21} + Y_{22}Y_{21}Y_{11} + Y_{21}Y_{11}Y_{12} \mid \xi_1, \xi_2] \\
&= \frac{1}{4}\mathbb{E}[\mathbb{E}[Y_{11}Y_{12}Y_{22} + Y_{12}Y_{22}Y_{21} + Y_{22}Y_{21}Y_{11} + Y_{21}Y_{11}Y_{12} \mid \boldsymbol{\xi}, \boldsymbol{\eta}, \mathbf{W}] \mid \xi_1, \xi_2] \\
&= \frac{1}{4}\mathbb{E}[\lambda^3 f(\xi_1)^2 f(\xi_2) g(\eta_2)^2 g(\eta_1) W_{11}W_{12}W_{22} + \lambda^3 f(\xi_2)^2 f(\xi_1) g(\eta_2)^2 g(\eta_1) W_{12}W_{22}W_{21} \\
&\quad + \lambda^3 f(\xi_2)^2 f(\xi_1) g(\eta_1)^2 g(\eta_2) W_{22}W_{21}W_{11} + \lambda^3 f(\xi_1)^2 f(\xi_2) g(\eta_1)^2 g(\eta_2) W_{21}W_{11}W_{12} \mid \xi_1, \xi_2] \\
&= \frac{\lambda^3}{2}(f(\xi_1)^2 f(\xi_2) + f(\xi_2)^2 f(\xi_1))G_2.
\end{aligned}$$

This proves the result. □

Lemma G.5. We have $\mathbb{E}[h_6(Y_{\{1,2\},\{1,2\}}) \mid \eta_1, \eta_2] = \frac{\lambda^3}{2}F_2(g(\eta_1)^2 g(\eta_2) + g(\eta_2)^2 g(\eta_1))\alpha$.

Proof. We have

$$\begin{aligned}
& \mathbb{E}[h_4(Y_{\{1,2\},\{1,2\}}) \mid \eta_1, \eta_2] \\
&= \frac{1}{4}\mathbb{E}[Y_{11}(Y_{11}-1)Y_{22} + Y_{12}(Y_{12}-1)Y_{21} + Y_{21}(Y_{21}-1)Y_{12} + Y_{22}(Y_{22}-1)Y_{11} \mid \eta_1, \eta_2] \\
&= \frac{1}{4}\mathbb{E}[\mathbb{E}[Y_{11}(Y_{11}-1)Y_{22} + Y_{12}(Y_{12}-1)Y_{21} + Y_{21}(Y_{21}-1)Y_{12} + Y_{22}(Y_{22}-1)Y_{11} \mid \boldsymbol{\xi}, \boldsymbol{\eta}, \mathbf{W}] \mid \eta_1, \eta_2] \\
&= \frac{1}{4}\mathbb{E}[\lambda^3 f(\xi_1)^2 f(\xi_2) g(\eta_1)^2 g(\eta_2) W_{11}^2 W_{22} + \lambda^3 f(\xi_1)^2 f(\xi_2) g(\eta_2)^2 g(\eta_1) W_{12}^2 W_{21} \\
&\quad + \lambda^3 f(\xi_2)^2 f(\xi_1) g(\eta_1)^2 g(\eta_2) W_{21}^2 W_{12} + \lambda^3 f(\xi_2)^2 f(\xi_1) g(\eta_2)^2 g(\eta_1) W_{22}^2 W_{11} \mid \eta_1, \eta_2] \\
&= \frac{\lambda^3}{2}F_2(g(\eta_1)^2 g(\eta_2) + g(\eta_2)^2 g(\eta_1))(\alpha + 1),
\end{aligned}$$

and

$$\begin{aligned}
& \mathbb{E}[h_5(Y_{\{1,2\},\{1,2\}}) \mid \eta_1, \eta_2] \\
&= \frac{1}{4}\mathbb{E}[Y_{11}Y_{12}Y_{22} + Y_{12}Y_{22}Y_{21} + Y_{22}Y_{21}Y_{11} + Y_{21}Y_{11}Y_{12} \mid \eta_1, \eta_2] \\
&= \frac{1}{4}\mathbb{E}[\mathbb{E}[Y_{11}Y_{12}Y_{22} + Y_{12}Y_{22}Y_{21} + Y_{22}Y_{21}Y_{11} + Y_{21}Y_{11}Y_{12} \mid \boldsymbol{\xi}, \boldsymbol{\eta}, \mathbf{W}] \mid \eta_1, \eta_2] \\
&= \frac{1}{4}\mathbb{E}[\lambda^3 f(\xi_1)^2 f(\xi_2) g(\eta_2)^2 g(\eta_1) W_{11}W_{12}W_{22} + \lambda^3 f(\xi_2)^2 f(\xi_1) g(\eta_2)^2 g(\eta_1) W_{12}W_{22}W_{21} \\
&\quad + \lambda^3 f(\xi_2)^2 f(\xi_1) g(\eta_1)^2 g(\eta_2) W_{22}W_{21}W_{11} + \lambda^3 f(\xi_1)^2 f(\xi_2) g(\eta_1)^2 g(\eta_2) W_{21}W_{11}W_{12} \mid \eta_1, \eta_2] \\
&= \frac{\lambda^3}{2}F_2(g(\eta_1)^2 g(\eta_2) + g(\eta_2)^2 g(\eta_1)).
\end{aligned}$$

This proves the result. □

Lemma G.6. We have $\mathbb{E}[h_6(Y_{\{1,2\},\{1,2\}}) \mid \xi_1, \eta_1] = \frac{\lambda^3}{4}f(\xi_1)g(\eta_1)(f(\xi_1)g(\eta_1) + f(\xi_1)G_2 + F_2g(\eta_1) + F_2G_2)\alpha$.

Proof. We have

$$\begin{aligned}
& \mathbb{E}[h_4(Y_{\{1,2\},\{1,2\}}) \mid \xi_1, \eta_1] \\
&= \frac{1}{4}\mathbb{E}[Y_{11}(Y_{11}-1)Y_{22} + Y_{12}(Y_{12}-1)Y_{21} + Y_{21}(Y_{21}-1)Y_{12} + Y_{22}(Y_{22}-1)Y_{11} \mid \xi_1, \eta_1] \\
&= \frac{1}{4}\mathbb{E}[\mathbb{E}[Y_{11}(Y_{11}-1)Y_{22} + Y_{12}(Y_{12}-1)Y_{21} + Y_{21}(Y_{21}-1)Y_{12} + Y_{22}(Y_{22}-1)Y_{11} \mid \boldsymbol{\xi}, \boldsymbol{\eta}, \mathbf{W}] \mid \xi_1, \eta_1] \\
&= \frac{1}{4}\mathbb{E}[\lambda^3 f(\xi_1)^2 f(\xi_2)g(\eta_1)^2 g(\eta_2)W_{11}^2 W_{22} + \lambda^3 f(\xi_1)^2 f(\xi_2)g(\eta_2)^2 g(\eta_1)W_{12}^2 W_{21} \\
&\quad + \lambda^3 f(\xi_2)^2 f(\xi_1)g(\eta_1)^2 g(\eta_2)W_{21}^2 W_{12} + \lambda^3 f(\xi_2)^2 f(\xi_1)g(\eta_2)^2 g(\eta_1)W_{22}^2 W_{11} \mid \xi_1, \eta_1] \\
&= \frac{\lambda^3}{4}(f(\xi_1)^2 g(\eta_1)^2 + f(\xi_1)^2 G_2 g(\eta_1) + F_2 f(\xi_1)g(\eta_1)^2 + F_2 f(\xi_1)G_2 g(\eta_1))(\alpha + 1),
\end{aligned}$$

and

$$\begin{aligned}
& \mathbb{E}[h_5(Y_{\{1,2\},\{1,2\}}) \mid \xi_1, \eta_1] \\
&= \frac{1}{4}\mathbb{E}[Y_{11}Y_{12}Y_{22} + Y_{12}Y_{22}Y_{21} + Y_{22}Y_{21}Y_{11} + Y_{21}Y_{11}Y_{12} \mid \xi_1, \eta_1] \\
&= \frac{1}{4}\mathbb{E}[\mathbb{E}[Y_{11}Y_{12}Y_{22} + Y_{12}Y_{22}Y_{21} + Y_{22}Y_{21}Y_{11} + Y_{21}Y_{11}Y_{12} \mid \boldsymbol{\xi}, \boldsymbol{\eta}, \mathbf{W}] \mid \xi_1, \eta_1] \\
&= \frac{1}{4}\mathbb{E}[\lambda^3 f(\xi_1)^2 f(\xi_2)g(\eta_2)^2 g(\eta_1)W_{11}W_{12}W_{22} + \lambda^3 f(\xi_2)^2 f(\xi_1)g(\eta_2)^2 g(\eta_1)W_{12}W_{22}W_{21} \\
&\quad + \lambda^3 f(\xi_2)^2 f(\xi_1)g(\eta_1)^2 g(\eta_2)W_{22}W_{21}W_{11} + \lambda^3 f(\xi_1)^2 f(\xi_2)g(\eta_1)^2 g(\eta_2)W_{21}W_{11}W_{12} \mid \xi_1, \eta_1] \\
&= \frac{\lambda^3}{4}(f(\xi_1)^2 G_2 g(\eta_1) + F_2 f(\xi_1)G_2 g(\eta_1) + F_2 f(\xi_1)g(\eta_1)^2 + f(\xi_1)^2 g(\eta_1)^2).
\end{aligned}$$

This proves the result. \square

Lemma G.7. We have

$$\begin{aligned}
\mathbb{E}[h_6(Y_{\{1,2\},\{1,2\}}) \mid \xi_1, \eta_1, \zeta_{11}] &= \frac{\lambda^3}{4}f(\xi_1)g(\eta_1)(f(\xi_1)G_2(\alpha + 1) + F_2g(\eta_1)(\alpha + 1) - F_2G_2) \\
&\quad + \frac{\lambda^2}{4}Y_{11}(F_2G_2(\alpha + 1) - f(\xi_1)G_2 - F_2g(\eta_1) - f(\xi_1)g(\eta_1)) \\
&\quad + \frac{\lambda}{4}Y_{11}(Y_{11} - 1).
\end{aligned}$$

Proof. We have

$$\begin{aligned}
& \mathbb{E}[h_4(Y_{\{1,2\},\{1,2\}}) \mid \xi_1, \eta_1, \zeta_{11}] \\
&= \frac{1}{4}\mathbb{E}[Y_{11}(Y_{11}-1)Y_{22} + Y_{12}(Y_{12}-1)Y_{21} + Y_{21}(Y_{21}-1)Y_{12} + Y_{22}(Y_{22}-1)Y_{11} \mid \xi_1, \eta_1, \zeta_{11}] \\
&= \frac{1}{4}\mathbb{E}[\mathbb{E}[Y_{11}(Y_{11}-1)Y_{22} + Y_{12}(Y_{12}-1)Y_{21} + Y_{21}(Y_{21}-1)Y_{12} + Y_{22}(Y_{22}-1)Y_{11} \mid \boldsymbol{\xi}, \boldsymbol{\eta}, \mathbf{W}, Y_{11}] \mid \xi_1, \eta_1, \zeta_{11}] \\
&= \frac{1}{4}\mathbb{E}[\lambda Y_{11}(Y_{11}-1)f(\xi_2)g(\eta_2)W_{22} + \lambda^3 f(\xi_1)^2 f(\xi_2)g(\eta_2)^2 g(\eta_1)W_{12}^2 W_{21} \\
&\quad + \lambda^3 f(\xi_2)^2 f(\xi_1)g(\eta_1)^2 g(\eta_2)W_{21}^2 W_{12} + \lambda^2 Y_{11}f(\xi_2)^2 g(\eta_2)^2 W_{22}^2 \mid \xi_1, \eta_1, \zeta_{11}] \\
&= \frac{\lambda^3}{4}(f(\xi_1)^2 G_2 g(\eta_1) + F_2 f(\xi_1)g(\eta_1)^2)(\alpha + 1) + \frac{\lambda^2}{4}Y_{11}F_2G_2(\alpha + 1) + \frac{\lambda}{4}Y_{11}(Y_{11} - 1),
\end{aligned}$$

and

$$\begin{aligned}
& \mathbb{E}[h_5(Y_{\{1,2\},\{1,2\}}) \mid \xi_1, \eta_1, \zeta_{11}] \\
&= \frac{1}{4} \mathbb{E}[Y_{11}Y_{12}Y_{22} + Y_{12}Y_{22}Y_{21} + Y_{22}Y_{21}Y_{11} + Y_{21}Y_{11}Y_{12} \mid \xi_1, \eta_1, \zeta_{11}] \\
&= \frac{1}{4} \mathbb{E}[\mathbb{E}[Y_{11}Y_{12}Y_{22} + Y_{12}Y_{22}Y_{21} + Y_{22}Y_{21}Y_{11} + Y_{21}Y_{11}Y_{12} \mid \boldsymbol{\xi}, \boldsymbol{\eta}, \mathbf{W}, Y_{11}] \mid \xi_1, \eta_1, \zeta_{11}] \\
&= \frac{1}{4} \mathbb{E}[\lambda^2 Y_{11} f(\xi_1) f(\xi_2) g(\eta_2)^2 W_{12} W_{22} + \lambda^3 f(\xi_2)^2 f(\xi_1) g(\eta_2)^2 g(\eta_1) W_{12} W_{22} W_{21} \\
&\quad + \lambda^2 Y_{11} f(\xi_2)^2 g(\eta_1) g(\eta_2) W_{22} W_{21} + \lambda^2 Y_{11} f(\xi_1) f(\xi_2) g(\eta_1) g(\eta_2) W_{21} W_{12} \mid \xi_1, \eta_1, \zeta_{11}] \\
&= \frac{\lambda^3}{4} f(\xi_1) F_2 g(\eta_1) G_2 + \frac{\lambda^2}{4} Y_{11} (f(\xi_1) G_2 + F_2 g(\eta_1) + f(\xi_1) g(\eta_1)).
\end{aligned}$$

This proves the result. \square

H Simulations

In this section, we illustrate the asymptotic behavior of degenerate U -statistics through simulation results. Specifically, we consider the U -statistics used in Examples 2 and 3, which are relevant to network analysis by investigating row heterogeneity and Poisson overdispersion, respectively. We examine their empirical distribution as N goes to $+\infty$.

Row heterogeneity. We consider the Poisson-BEDD network model defined in Example 2, with $\lambda = 1$, $f(u) = 1$ and $g(v) = (\alpha_g + 1)v^{\alpha_g}$, where $\alpha_g = 1 + \sqrt{2}$. Under these settings, we have $F_2 = 1$ and $G_2 = 2$.

The asymptotically normal U -statistic $U_N^{h_3}$ can be used to investigate the row heterogeneity of observed networks. Its asymptotic variance $\sigma_3^2 = 2\lambda^2/(\rho(1-\rho)^2)$ can be estimated using the U -statistic $U_N^{h_2}$, which correspond to the kernel h_2 defined in Example 1. Notably, $U_N^{h_2}$ is an unbiased and consistent estimator for λ^2 . According to Slutsky's theorem, the statistic

$$Z_N^3 = N^{3/2} (U_N^{h_2})^{-1/2} U_N^{h_3}$$

converges to a standard normal distribution.

For $N \in \{N^i : i \in \llbracket 3, 8 \rrbracket\}$, we simulated $K = 500$ adjacency matrices under the Poisson-BEDD model with the specified parameters, and $\rho = 1/2$. Figure 3 displays the Q-Q plots of Z_N^3 , illustrating its quick convergence to a standard normal distribution.

Poisson overdispersion. We consider the Overdispersed-Poisson-BEDD network model defined in Example 3, with $\lambda = 1$, $f(u) = 2u$, $g(v) = 2v$ and $\alpha = 0$. In this case, we have $F_2 = G_2 = 4/3$.

The asymptotically normal U -statistic $U_N^{h_6}$ can be used to investigate the overdispersion of the count data represented by the networks. The asymptotic variance σ_6^2 is estimated using a Monte Carlo approximation of the expression given by Lemma G.7, yielding an estimate $\widehat{\sigma}_6^2 = 14$. The statistic

$$Z_N^6 = N \widehat{\sigma}_6^{-1} U_N^{h_6}$$

converges to a normal distribution with variance $\sigma_6^2/\widehat{\sigma}_6^2 \approx 1$.

For $N \in \{N^i : i \in \llbracket 3, 8 \rrbracket\}$, we simulated $K = 500$ adjacency matrices under the Overdispersed-Poisson-BEDD model with the specified parameters, and $\rho = 1/2$. Figure 4 displays the Q-Q plots of Z_N^6 , illustrating its quick convergence to a normal distribution with variance close to 1.

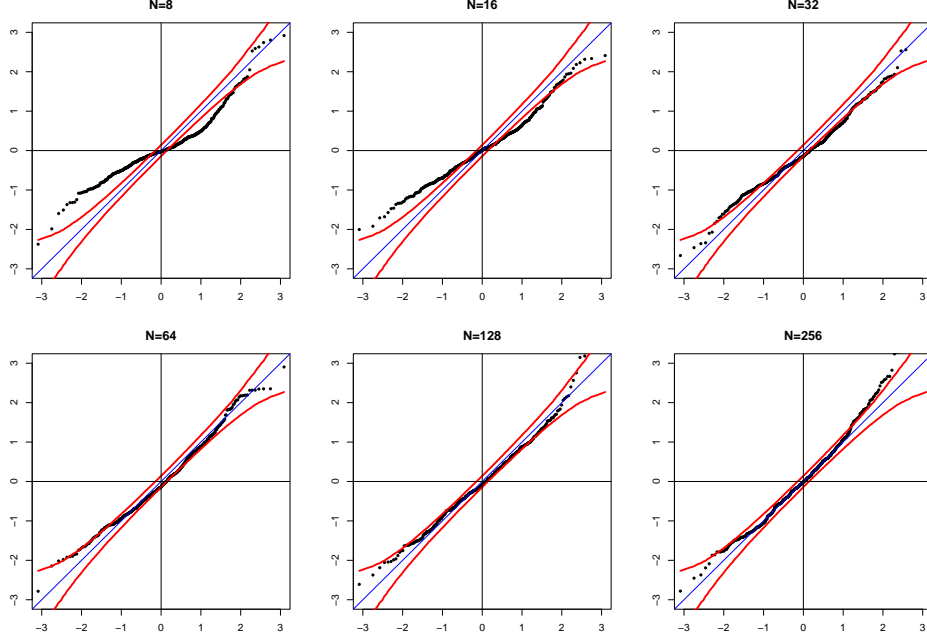


Figure 3: These Q-Q plots show convergence of Z_N^3 to a standard normal distribution. The red lines represent the 99%-confidence envelope.

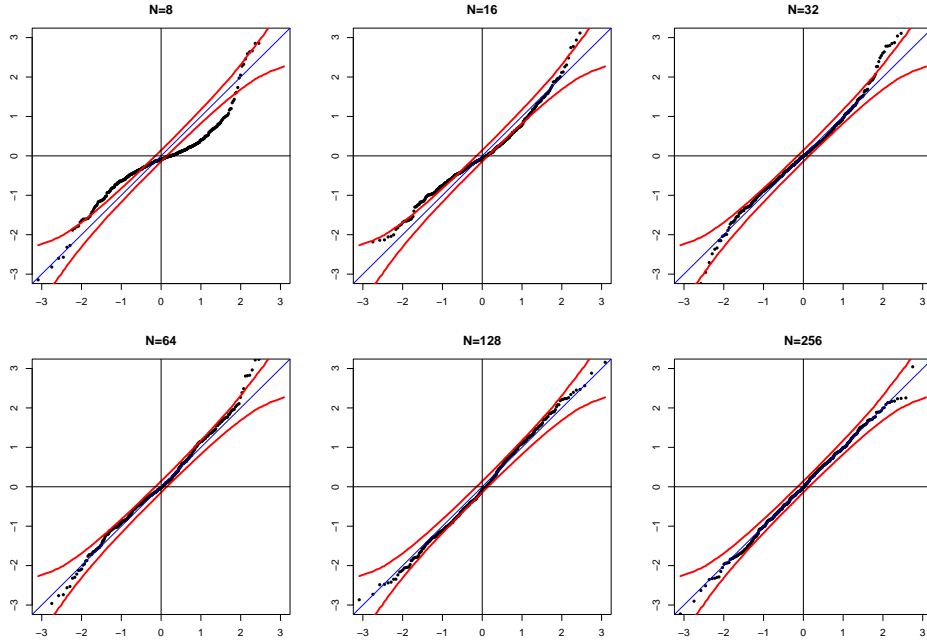


Figure 4: These Q-Q plots show convergence of Z_N^6 to a normal distribution with variance close to 1. The red lines represent the 99%-confidence envelope.

References

- Aldous, D. J. (1981). Representations for partially exchangeable arrays of random variables. *Journal of Multivariate Analysis*, 11(4):581–598.
- Baker, N. J., Kaartinen, R., Roslin, T., and Stouffer, D. B. (2015). Species' roles in food webs show fidelity across a highly variable oak forest. *Ecography*, 38(2):130–139.
- Bascompte, J. and Melián, C. J. (2005). Simple trophic modules for complex food webs. *Ecology*,

86(11):2868–2873.

- Bearman, P. S., Moody, J., and Stovel, K. (2004). Chains of affection: The structure of adolescent romantic and sexual networks. American Journal of Sociology, 110(1):44–91.
- Bhattacharya, B. B., Chatterjee, A., and Janson, S. (2023). Fluctuations of subgraph counts in graphon based random graphs. Combinatorics, Probability and Computing, 32(3):428–464.
- Bhattacharyya, S. and Bickel, P. J. (2015). Subsampling bootstrap of count features of networks. The Annals of Statistics, 43(6):2384–2411.
- Bickel, P. J., Chen, A., and Levina, E. (2011). The method of moments and degree distributions for network models. The Annals of Statistics, 39(5):2280–2301.
- Choobdar, S., Ribeiro, P., Bugla, S., and Silva, F. (2012). Comparison of co-authorship networks across scientific fields using motifs. In 2012 IEEE/ACM International Conference on Advances in Social Networks Analysis and Mining, pages 147–152. IEEE.
- Coulson, M., Gaunt, R. E., and Reinert, G. (2016). Poisson approximation of subgraph counts in stochastic block models and a graphon model. ESAIM: Probability and Statistics, 20:131–142.
- Diaconis, P. and Janson, S. (2008). Graph limits and exchangeable random graphs. Rendiconti di Matematica e delle sue Applicazioni. Serie VII, 28(1):33–61.
- Dormann, C. F., Fründ, J., Blüthgen, N., and Gruber, B. (2009). Indices, graphs and null models: analyzing bipartite ecological networks. The Open Ecology Journal, 2(1).
- Duma, A. and Topirceanu, A. (2014). A network motif based approach for classifying online social networks. In 2014 IEEE 9th IEEE International Symposium on Applied Computational Intelligence and Informatics (SACI), pages 311–315. IEEE.
- Erdős, P. and Rényi, A. (1959). On random graphs i. Publications Mathematicae Debrecen, 18(6):290–297.
- Faust, K. (2006). Comparing social networks: size, density, and local structure. Advances in Methodology and Statistics, 3(2):185–216.
- Gao, C. and Lafferty, J. (2017). Testing network structure using relations between small subgraph probabilities. arXiv preprint arXiv:1704.06742.
- Gilbert, E. N. (1959). Random graphs. The Annals of Mathematical Statistics, 30(4):1141–1144.
- Govaert, G. and Nadif, M. (2003). Clustering with block mixture models. Pattern Recognition, 36(2):463–473.
- Hoeffding, W. (1948). A class of statistics with asymptotically normal distribution. The Annals of Mathematical Statistics, 19(3):293–325.
- Hoeffding, W. (1961). The strong law of large numbers for U -statistics. Technical report, North Carolina State University. Dept. of Statistics.
- Hoover, D. N. (1979). Relations on probability spaces and arrays of random variables. Preprint, Institute for Advanced Study, Princeton, NJ, 2:275.
- Janson, S. and Nowicki, K. (1991). The asymptotic distributions of generalized u -statistics with applications to random graphs. Probability Theory and Related Fields, 90:341–375.
- Kallenberg, O. (2005). Probabilistic Symmetries and Invariance Principles, volume 9. Springer.
- Kaur, G. and Röllin, A. (2021). Higher-order fluctuations in dense random graph models. Electronic Journal of Probability, 26:1–36.
- Lanuza, J. B., Allen-Perkins, A., and Bartomeus, I. (2023). The non-random assembly of network motifs in plant–pollinator networks. Journal of Animal Ecology, 92(3):760–773.

- Le Minh, T. (2023). U -statistics on bipartite exchangeable networks. ESAIM: Probability and Statistics, 27:576–620.
- Le Minh, T., Donnet, S., Massol, F., and Robin, S. (2023). Hoeffding-type decomposition for U -statistics on bipartite networks. arXiv preprint arXiv:2308.14518.
- Lee, A. J. (1990). U -statistics: Theory and Practice. Routledge.
- Levin, K. and Levina, E. (2019). Bootstrapping networks with latent space structure. arXiv preprint arXiv:1907.10821.
- Lovász, L. and Szegedy, B. (2006). Limits of dense graph sequences. Journal of Combinatorial Theory, Series B, 96(6):933–957.
- Maugis, P.-A. G., Olhede, S. C., Priebe, C. E., and Wolfe, P. J. (2020). Testing for equivalence of network distribution using subgraph counts. Journal of Computational and Graphical Statistics, 29(3):455–465.
- Naulet, Z., Roy, D. M., Sharma, E., and Veitch, V. (2021). Bootstrap estimators for the tail-index and for the count statistics of graphex processes. Electronic Journal of Statistics, 15:282–325.
- Newman, M. E. J. (2001). The structure of scientific collaboration networks. Proceedings of the National Academy of Sciences, 98(2):404–409.
- Ouadah, S., Latouche, P., and Robin, S. (2022). Motif-based tests for bipartite networks. Electronic Journal of Statistics, 16(1):293–330.
- Picard, F., Daudin, J.-J., Koskas, M., Schbath, S., and Robin, S. (2008). Assessing the exceptionality of network motifs. Journal of Computational Biology, 15(1):1–20.
- Pržulj, N., Corneil, D. G., and Jurisica, I. (2004). Modeling interactome: scale-free or geometric? Bioinformatics, 20(18):3508–3515.
- Przytycka, T. M. (2006). An important connection between network motifs and parsimony models. In Annual International Conference on Research in Computational Molecular Biology, pages 321–335. Springer.
- Reinert, G. and Röllin, A. (2010). Random subgraph counts and U -statistics: multivariate normal approximation via exchangeable pairs and embedding. Journal of Applied Probability, 47(2):378–393.
- Rubin, H. and Vitale, R. A. (1980). Asymptotic distribution of symmetric statistics. The Annals of Statistics, pages 165–170.
- Shen-Orr, S. S., Milo, R., Mangan, S., and Alon, U. (2002). Network motifs in the transcriptional regulation network of *Escherichia coli*. Nature Genetics, 31(1):64–68.
- Snijders, T. A. B. and Nowicki, K. (1997). Estimation and prediction for stochastic blockmodels for graphs with latent block structure. Journal of Classification, 14(1):75–100.
- Stark, D. (2001). Compound Poisson approximations of subgraph counts in random graphs. Random Structures & Algorithms, 18(1):39–60.
- Stouffer, D. B., Camacho, J., Jiang, W., and Nunes Amaral, L. A. (2007). Evidence for the existence of a robust pattern of prey selection in food webs. Proceedings of the Royal Society B: Biological Sciences, 274(1621):1931–1940.
- Zhou, T., Ren, J., Medo, M., and Zhang, Y.-C. (2007). Bipartite network projection and personal recommendation. Physical Review E, 76(4):046115.