

Resistively controlled primordial magnetic turbulence decay

A. Brandenburg^{1,2,3,4}, A. Neronov^{5,6}, and F. Vazza^{7,8,9}

- ¹ Nordita, KTH Royal Institute of Technology and Stockholm University, Hannes Alfvéns väg 12, 10691 Stockholm, Sweden
² The Oskar Klein Centre, Department of Astronomy, Stockholm University, AlbaNova, 10691 Stockholm, Sweden
³ McWilliams Center for Cosmology & Department of Physics, Carnegie Mellon University, 5000 Forbes Ave, Pittsburgh, PA 15213, USA
⁴ School of Natural Sciences and Medicine, Ilia State University, 3-5 Cholokashvili Avenue, 0194 Tbilisi, Georgia
⁵ Astroparticules et Cosmologie, Université Paris Cité, CNRS, Astroparticule et Cosmologie, 75006 Paris, France
⁶ Laboratory of Astrophysics, École Polytechnique Fédérale de Lausanne, 1015 Lausanne, Switzerland
⁷ Dipartimento di Fisica e Astronomia, Università di Bologna, Via Gobetti 93/2, 40129 Bologna, Italy
⁸ INAF Istituto di Radioastronomia, Via P. Gobetti 101, 40129 Bologna, Italy
⁹ Hamburger Sternwarte, Universität Hamburg, Gojenbergsweg 112, 41029 Hamburg, Germany

January 17, 2024

ABSTRACT

Context. Magnetic fields generated in the early Universe undergo turbulent decay during the radiation-dominated era. The decay is governed by a decay exponent and a decay time. It has been argued that the latter is prolonged by magnetic reconnection, which depends on the microphysical resistivity and viscosity. Turbulence, on the other hand, is not usually expected to be sensitive to microphysical dissipation, which affects only very small scales.

Aims. We want to test and quantify the reconnection hypothesis in decaying hydromagnetic turbulence.

Methods. We perform high-resolution numerical simulations with zero net magnetic helicity using the PENCIL CODE with up to 2048^3 mesh points and relate the decay time to the Alfvén time for different resistivities.

Results. The decay time is found to be longer than the Alfvén time by a factor that increases with increasing Lundquist number to the $1/4$ power. The decay exponent is as expected from the conservation of the Hosking integral, but a timescale dependence on resistivity is unusual for developed turbulence and not found for hydrodynamic turbulence. In two dimensions, the Lundquist number dependence is shown to be leveling off above values of $\approx 25,000$.

Conclusions. Our numerical results suggest that resistivity effects have been overestimated by Hosking and Schekochihin in their recent work to reconcile the cosmic void observations with primordial magnetogenesis. Instead of reconnection, it may be the magnetic helicity density in smaller patches that is responsible for the resistively slow decay. The leveling off at large Lundquist number cannot currently be confirmed in three dimensions.

Key words. magnetic reconnection – turbulence – magnetohydrodynamics (MHD) – hydrodynamics

1. Introduction

The study of decaying turbulence plays an important role in the early Universe during the radiation-dominated era, when the magnetic field is well coupled to the plasma. While turbulence speeds up the decay, it can also lead to a significant increase in the typical length scale, which could then be many times larger than the comoving horizon scale at the time of magnetic field generation (Brandenburg et al. 1996; Christensson et al. 2001; Banerjee & Jedamzik 2004). This is important, because magnetogenesis processes during the electroweak era, when the age of the Universe was just a few picoseconds (Vachaspati 1991; Cheng & Olinto 1994; Baym et al. 1996), tend to produce magnetic fields of very small length scales of the order of 1 AU or less.

From the study of decaying hydrodynamic turbulence, it has been known for a long time that turbulent energy density and length scale evolve like power laws (Batchelor 1953; Saffman 1967). The exponents depend on the physics of the decay, specifically on the possibility of a conserved quantity that governs the decay, for example magnetic helicity in the hydromagnetic case (Hatori 1984; Biskamp & Müller 1999).

The endpoints of the evolution, however, depend on the relevant timescale, which is traditionally just taken to be the turnover or, in the magnetic case that we consider here, the Alfvén time (Banerjee & Jedamzik 2004). More recently, Hosking & Schekochihin (2023) argued that the turnover time should be replaced by the reconnection time, which could be significantly (up to $10^{5.5}$ times) longer. This would result in an endpoint where the magnetic field strength is larger and the turbulent length scale smaller than otherwise, when the decay time is just the Alfvén time.

One of the hallmarks of turbulence is the fact that its large-scale properties are nearly independent of viscosity and resistivity, which act predominantly on the smallest scales of the system. On the other hand, magnetic reconnection is a process that could potentially limit the speed of the inverse cascade. This idea has been invoked by Hosking & Schekochihin (2023) to explain a premature termination of the decay process by the time of recombination of the Universe, when its age was about 400,000 years.

The purpose of our paper is to analyze numerical simulations with respect to their decay times at different values of the resistivity. In Sect. 2, we discuss the decay time

and its relation to other quantities. In Sect. 3, we present our numerical simulation setup and show the results for a resistivity-dependent decay in Sect. 4. We then compare with a purely hydrodynamic decay in Sect. 5 and with the two-dimensional (2-D) hydromagnetic case in Sect. 6, before concluding in Sect. 8.

2. Decay and turnover times

In the following, we focus on the decay of magnetic field. Magnetically dominated turbulence is characterized by the turbulent magnetic energy density \mathcal{E}_M and the magnetic integral scale ξ_M . Both $\mathcal{E}_M(t)$ and $\xi_M(t)$ can be defined in terms of the magnetic energy spectrum $E_M(k, t)$ such that $\mathcal{E}_M = \int E_M dk$ and $\xi_M = \int k^{-1} E_M dk / \mathcal{E}_M$. In decaying turbulence, both quantities depend algebraically rather than exponentially on time. Therefore, the decay is primarily characterized by power laws,

$$\mathcal{E}_M \propto t^{-p} \quad \text{and} \quad \xi_M \propto t^q, \quad (1)$$

rather than by exponential laws of the type $\mathcal{E}_M \propto e^{-t/\tau}$. The algebraic decay is mainly a consequence of nonlinearity. On the other hand, in decaying hydromagnetic turbulence with significant cross helicity, for example, the nonlinearity in the induction equation is reduced and then the decay is indeed no longer algebraic, but closer to exponential; see Brandenburg & Oughton (2018).

An obvious difference between algebraic and exponential decays is that in the former, $\mathcal{E}_M(t)$ is characterized by the nondimensional quantity p , while in the latter, it is characterized by the dimensionful quantity τ . Following Hosking & Schekochihin (2023), a decay time τ can also be defined for an algebraic decay and is then given by

$$\tau^{-1} = -d \ln \mathcal{E}_M / dt. \quad (2)$$

In the present case of a power-law decay, this value of $\tau = \tau(t)$ is time-dependent and can be related to the instantaneous decay exponent

$$p(t) = -d \ln \mathcal{E}_M / d \ln t \quad (3)$$

through $\tau = t/p(t)$, i.e., no new parameter emerges, except for t itself. However, a useful way of incorporating new information is by relating τ to the Alfvén time $\tau_A = \xi_M/v_A$ through

$$\tau = C_M \xi_M / v_A, \quad (4)$$

where C_M is a non-dimensional parameter, and v_A is the Alfvén velocity, which is related to the magnetic energy density through $\mathcal{E}_M = B_{\text{rms}}^2 / 2\mu_0 = \rho v_A^2 / 2$, where ρ is the density, μ_0 the vacuum permeability, and B_{rms} the root-mean-square (rms) magnetic field.

As was stressed by Hosking & Schekochihin (2023), Eq. (4), can be used to define the endpoints of the evolutionary tracks in a diagram of B_{rms} versus ξ_M , or, equivalently, v_A versus ξ_M , i.e., $v_A = v_A(\xi)$. They also emphasized that the location of these endpoints is sensitive to whether or not C_M depends on the resistivity of the plasma. If it does depend on the resistivity, this could be ascribed to the effects of magnetic reconnection, which might slow down the turbulent decay.

Magnetic reconnection refers to a change of magnetic field line connectivity that is subject to topological constraints. A standard example is x-point reconnection (see,

e.g., Craig & McClymont 1991; Craig et al. 2005), which becomes slower as the x-point gets degenerated into an extremely elongated structure (Sweet 1958; Parker 1957); see Liu et al. (2022) for a review. It is usually believed that in the presence of turbulence, such structures break up into progressively smaller ones, which makes reconnection eventually fast, i.e., independent of the microphysical resistivity (Galsgaard & Nordlund 1996; Lazarian & Vishniac 1999). However, whether this would also imply that τ becomes independent of the resistivity, remains an unclear issue. For example, Galsgaard & Nordlund (1996) found that resistive heating becomes independent of the value of the resistivity. Another question concerns the speed at which magnetic flux can be processed through a current sheet (Kowal et al. 2009; Loureiro et al. 2012). Also of interest is of course the timescale on which the topology of the magnetic field changes (Lazarian et al. 2020). These different timescales may not all address the value of C_M that relates the decay time to the Alfvén time.

In magnetically dominated turbulence, the effect of the resistivity is quantified by the Lundquist number. For decaying turbulence, it is time-dependent and defined as

$$\text{Lu}(t) = v_A(t) \xi_M(t) / \eta. \quad (5)$$

This quantity is similar to the magnetic Reynolds number if we replace v_A by the rms velocity, u_{rms} . Here, however, the plasma is driven by the Lorentz force, so the Lundquist number is a more direct way of quantifying the resistivity than the magnetic Reynolds number.

In addition to varying η , we also vary ν such that the magnetic Prandtl number $\text{Pr}_M = \nu / \eta$ is typically in the range $1 \leq \text{Pr}_M \leq 5$. It is then also convenient to define the Lundquist number based on the reconnection outflow,

$$\text{Lu}_\nu(t) = \text{Lu}(t) / \sqrt{1 + \text{Pr}_M}; \quad (6)$$

see Hosking & Schekochihin (2023) for details.

3. Numerical simulations

We perform simulations of the compressible hydromagnetic equations for the magnetic vector potential \mathbf{A} , the velocity \mathbf{u} , and the logarithmic density $\ln \rho$ in the presence of viscosity ν and magnetic diffusivity η , i.e.,

$$\frac{\partial \mathbf{A}}{\partial t} = \mathbf{u} \times \mathbf{B} + \eta \nabla^2 \mathbf{A}, \quad (7)$$

$$\frac{D\mathbf{u}}{Dt} = \frac{1}{\rho} [\mathbf{J} \times \mathbf{B} + \nabla \cdot (2\rho\nu\mathbf{S})] - c_s^2 \nabla \ln \rho, \quad (8)$$

$$\frac{D \ln \rho}{Dt} = -\nabla \cdot \mathbf{u}, \quad (9)$$

using as initial condition a random magnetic field such that $E_M(k, 0)$ has a k^4 subinertial range for $k < k_p$ (Durrer & Caprini 2003), and a k^{-2} inertial range for $k > k_p$ (Brandenburg et al. 2015). In all cases, we choose $k_p/k_1 = 60$, where $k_1 = 2\pi/L$ is the smallest wavenumber in our cubic domain of size L^3 . In Eqs. (7) and (8), $\mathbf{B} = \nabla \times \mathbf{A}$ is the magnetic field, $\mathbf{J} = \nabla \times \mathbf{B} / \mu_0$ is the current density, and $\mathbf{S}_{ij} = (\partial_i u_j + \partial_j u_i) / 2 - \delta_{ij} \nabla \cdot \mathbf{u} / 3$ are the components of the rate-of-strain tensor \mathbf{S} . There is no magnetic helicity on average, but the fluctuations in the local

Table 1. Summary of magnetohydrodynamic simulations analyzed in this paper. The time unit of τ_ξ and τ_ε is $[t] = (c_s k_1)^{-1}$.

Run	$\eta k_1/c_s$	$\nu k_1/c_s$	Pr_M	Lu	Lu_ν	$C_M(t)$	$C_L(t)$	C_ξ	C_ε	τ_ξ	τ_ε	N^3
M1	4×10^{-7}	2×10^{-6}	5	5830	2607	30.5 ± 0.8	3.5	87	0.35	0.72	0.23	2048^3
M2	1×10^{-6}	2×10^{-6}	2	2354	1664	26.2 ± 0.3	3.8	81	0.32	0.63	0.20	2048^3
M3	1×10^{-6}	5×10^{-6}	5	2186	978	25.6 ± 0.6	3.7	80	0.32	0.74	0.22	1024^3
M4	2.5×10^{-6}	5×10^{-6}	2	823	582	20.1 ± 0.5	3.7	73	0.27	0.61	0.17	1024^3
M5	5×10^{-6}	5×10^{-6}	1	386	386	14.5 ± 0.7	3.3	64	0.23	0.45	0.12	1024^3

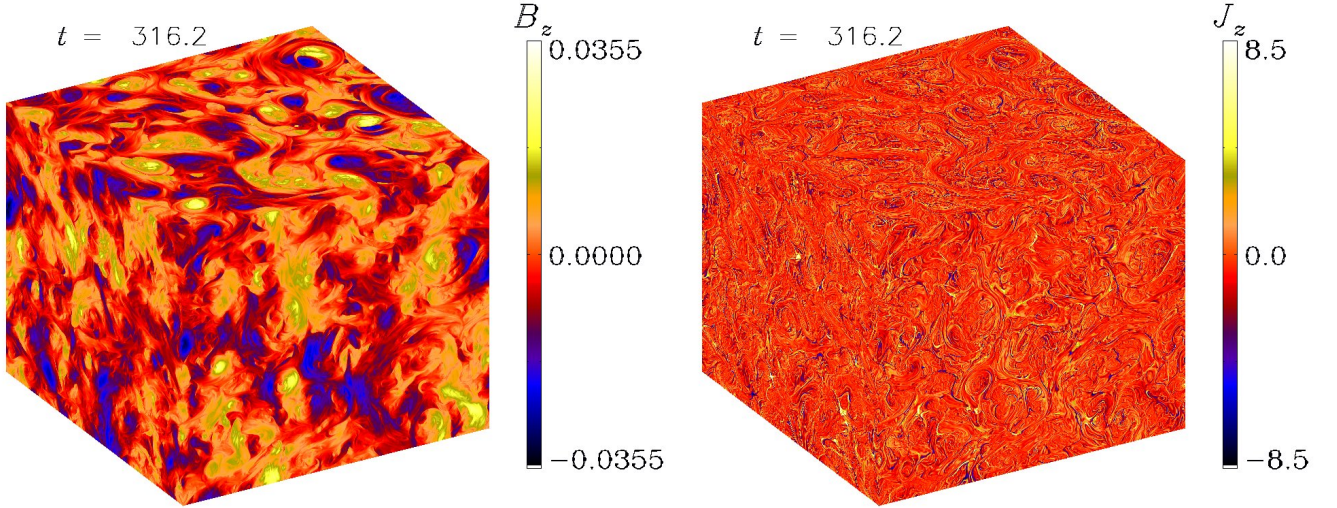


Fig. 1. Visualizations of B_z (left) and J_z (right) on the periphery of the computational domain for Run M1, where $\text{Pr}_M = 5$.

magnetic helicity density $h = \mathbf{A} \cdot \mathbf{B}$ lead to a decay behavior where the correlation integral of h , which is also known as the Hosking integral, is conserved (Hosking & Schekochihin 2021; Schekochihin 2022; Zhou et al. 2022). We use the PENCIL CODE (Pencil Code Collaboration et al. 2021), which has also been used for many earlier simulations of decaying hydromagnetic turbulence (Zhou et al. 2022; Brandenburg et al. 2023). All our simulations are in the magnetically dominated regime, because the velocity is just a consequence of and driven by the magnetic field.

Because the magnetic field is initially random, the resulting velocity is also random and it drives a forward turbulent cascade with kinetic and magnetic energy dissipation rates $\epsilon_K = \langle 2\nu \rho \mathbf{S}^2 \rangle$ and $\epsilon_M = \langle \eta \mu_0 \mathbf{J}^2 \rangle$. Their ratio scales with $\text{Pr}_M^{1/3}$ (Brandenburg 2014; Galishnikova et al. 2022). If k_p/k_1 is large (we recall that we use the value 60), there is also an inverse cascade (Brandenburg et al. 2015). The inverse cascade was also found in the relativistic regime (Zrake 2014) and is now understood to be a consequence of the conservation of the Hosking integral (Hosking & Schekochihin 2021; Schekochihin 2022; Zhou et al. 2022). However, the role played by the Hosking integral is currently not universally accepted (Armua et al. 2023; Dwivedi et al. 2024). The lack of numerical support could be related to insufficiently large values of k_p/k_1 .

We define the kinetic energy spectrum $E_K(k, t)$ analogously to $E_M(k, t)$, using the normalization $\int E_K(k, t) dk = \mathcal{E}_K(t) \equiv \rho_0 u_{\text{rms}}^2/2$, where $\rho_0 = \langle \rho \rangle = \text{const}$ owing to mass conservation. In magnetically driven turbulence, \mathcal{E}_K is about one tenth of $\mathcal{E}_M = B_{\text{rms}}^2/2\mu_0$, which seems to be surprisingly independent of the physical input parameters (Brandenburg et al. 2017).

In Table 1, we summarize the results of five simulations, Runs M1–M5, where we vary η and ν , as well as the number of mesh points, N^3 . We also present some relevant output parameters that will be defined below. They are all obtained from a statistically steady stretch of our time series data, and error bars have been calculated as the largest departure from any one third of the time series. Visualizations of the z components of \mathbf{B} and \mathbf{J} on the periphery of the computational domain for Run M1 are shown in Fig. 1. The corresponding magnetic and kinetic energy spectra are shown in Fig. 2 for different times in units of $[t] = (c_s k_1)^{-1}$.

The $E_M(k, t) \propto k^{-2}$ inertial range can be explained by weak turbulence scaling (Brandenburg et al. 2015), but it becomes a bit shallower near the dissipation subrange. This could follow from some kind of magnetic bottleneck effect associated with reconnection, analogously to the bottleneck effect in hydrodynamic turbulence (Falkovich 1994).

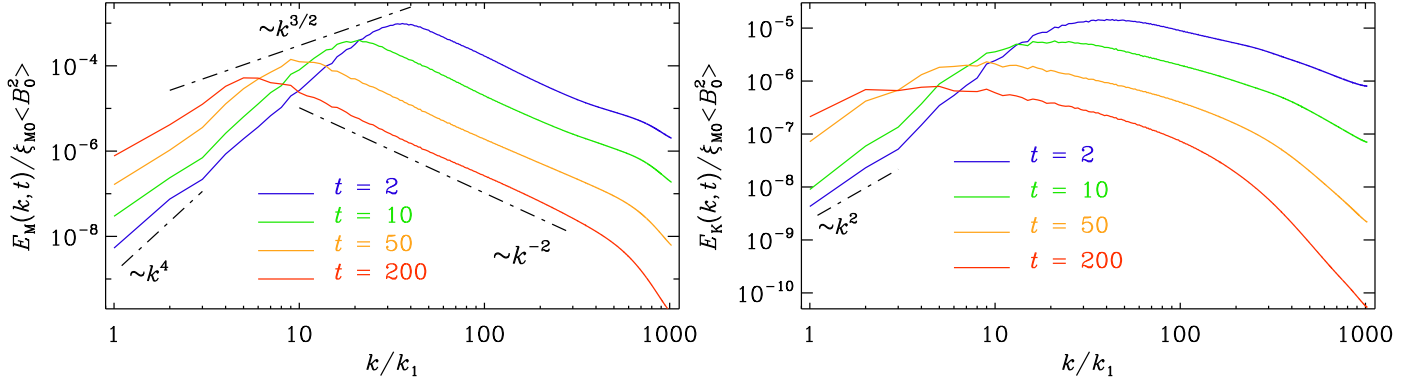


Fig. 2. Magnetic and kinetic energy spectra for Run M1 at different times. Note the k^{-2} inertial range for large values of k . The $\propto k^4$ and $\propto k^2$ slopes are indicated for reference. As elsewhere, time is in unit of $[t] = (c_s k_1)^{-1}$.

Note that at late times, the subinertial range spectrum of $E_M(k, t)$ becomes shallower than the initial k^4 slope. This is an artifact of poor scale separation; see Brandenburg et al. (2023) for related numerical evidence. On the other hand, a k^2 subinertial range for $E_K(k, t)$ has been seen for some time; see Kahnashvili et al. (2013).

In our numerical simulations, we use units such that $c_s = k_1 = \rho_0 = \mu_0 = 1$. The resistivity, $\mu_0 \eta$, is therefore the same as the magnetic diffusivity. Nevertheless, most of the results below are expressed in manifestly nondimensional form.

4. Resistivity-dependent decay

We now analyze a collection of runs similar to those of the recent works of Zhou et al. (2022) and Brandenburg et al. (2023), who considered different values of Lu and also included some runs with hyperviscosity and hyperresistivity, unlike what we present in the present work. At variance with those earlier papers, where the focus was always on the decay exponent $p(t)$, here we focus on the evolution of the decay time, $\tau(t) = t/p(t)$.

4.1. Decay time

The goal is to determine the prefactor in the scaling relation $\tau \propto \xi_M/v_A$. Therefore, we write

$$t/p \equiv \tau = C_M \xi_M / v_A \quad (10)$$

and determine

$$C_M(t) = (t/p) v_A(t) / \xi_M(t). \quad (11)$$

We emphasize here that each of the terms is time-dependent, including $\tau(t) = t/p(t)$, as already stressed above. Interestingly, it turns out that the quantity $C_M(t)$ eventually settles around a plateau,

$$C_M = \lim_{t \rightarrow \infty} C_M(t). \quad (12)$$

Here and in the following, when time-dependence is not indicated, we usually mean that the value is obtained as a suitable limit of the corresponding time-dependent function. Of course, in numerical simulations with finite domains, the limit $t \rightarrow \infty$ needs to be evaluated with some care so as to avoid that the final result is contaminated by

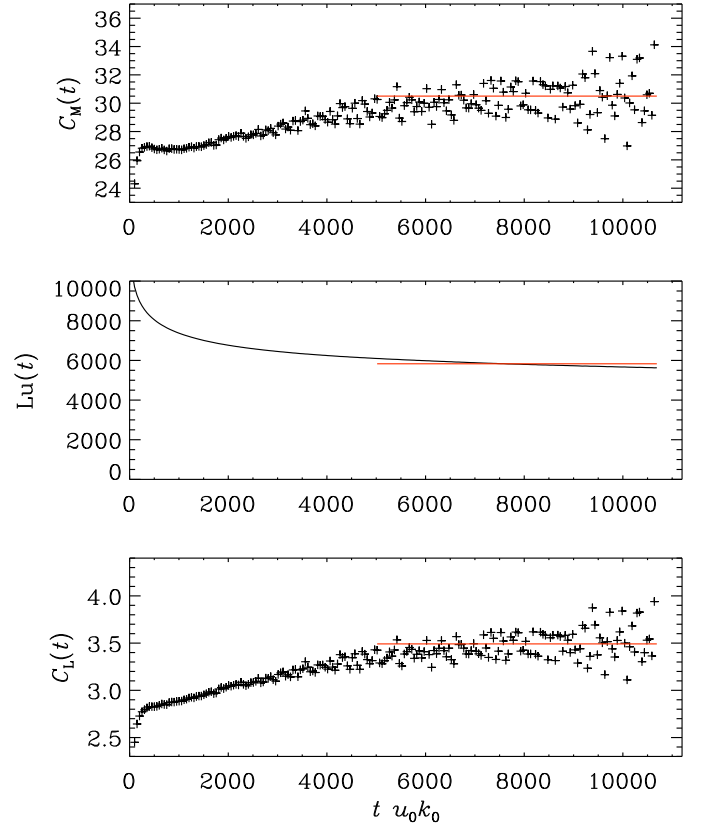


Fig. 3. Approach of $C_M(t)$, $\text{Lu}(t)$, and $C_L(t)$ to an approximately constant value toward the end of the simulation for Run M1.

finite size effects. We do this by selecting a suitable time interval during which certain data combinations are approximately statistically stationary. We refer to those results as late-time limits.

In Fig. 3 we show that $C_M(t)$ and $\text{Lu}(t)$ approach an approximately constant value towards the end of the simulation. Allowing for the possibility of power-law scaling, $C_M = C_L \text{Lu}^n$, we also plot the prefactor $C_L(t)$ in the last panel of Fig. 3; see details below. Towards the end of the simulation, however, there is an increase in the fluctuations, which follows from the decrease in the magnetic energy.

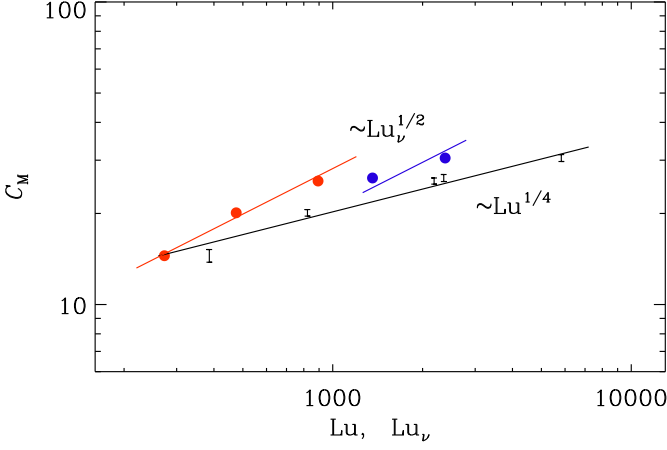


Fig. 4. Dependence of C_M on Lu and Lu_ν . Note the approximate scaling $\propto Lu^{1/4}$ for $Lu < 6000$ and a piecewise power-law scaling $\propto Lu_\nu^{1/2}$ with different prefactors for the runs with larger viscosity (5×10^{-6} red symbols) and smaller viscosity (2×10^{-6} blue symbols).

In Fig. 4, we show the dependence of C_M on Lu and Lu_ν . We see an approximate scaling $\propto Lu^n$ with $n = 1/4$ for $Lu < 6000$ and a piecewise power-law scaling $\propto Lu_\nu^{1/2}$, but with different prefactors for the runs with larger and smaller values of the viscosity. Note that for $Pr_M \gg 1$, we have $Lu_\nu = v_A \xi_M / \sqrt{\eta \nu}$, which explains why the $Lu_\nu^{1/2}$ scaling is found to be compatible with being $\propto Lu^{1/4}$. Note, however, that for a larger viscosity, the line $Lu_\nu^{1/2}$ is shifted upwards (towards larger values of C_M). Owing to the more complicated combined dependence on ν and Lu_ν , we continue to employ the simpler Lu^n scaling for the following discussion.

If it is really true that C_M is proportional to Lu^n , as found above, we can write $C_M = C_L Lu^n$, and then determine C_L as the late-time limit of

$$C_L(t) = \frac{t}{p} \frac{v_A^{1-n}}{\xi_M^{1+n}} \eta^n. \quad (13)$$

This is the formula that was used to compute C_L and to plot its time-dependence $C_L(t)$; see the last panel of Fig. 3. Looking at Table 1, we find $3.3 \leq C_L \leq 3.8$.

4.2. Evolution of $\mathcal{E}_M(t)$ and $\xi_M(t)$

It is of interest to know whether the resistivity dependence of $C_M(t)$ is equally distributed among ξ_M and v_A (or \mathcal{E}_M). Figure 5 shows that there are indeed systematic differences in the decay laws for different values of the resistivity, but the differences are small and easily overlooked.

To examine the dependence of $C_M(t)$ on Lu , we write the decay laws for $\xi_M(t)$ and $\mathcal{E}_M(t)$ in a more detailed form than Eq. (1), i.e.,

$$\xi_M(t) = \xi_{M0} (1 + t/\tau_\xi)^q, \quad (14)$$

$$\mathcal{E}_M(t) = \mathcal{E}_{M0} (1 + t/\tau_\mathcal{E})^{-p}. \quad (15)$$

Here, the coefficients ξ_{M0} and \mathcal{E}_{M0} just depend on the initial condition and are thus not dependent on Lu , so the

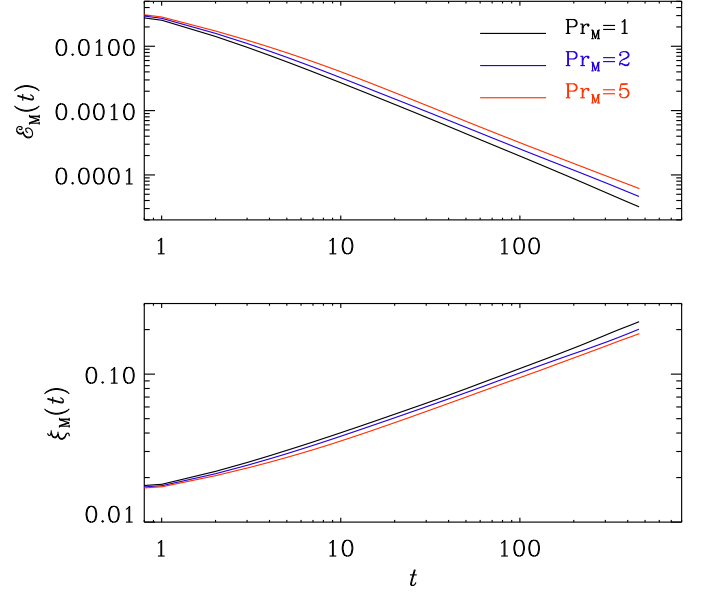


Fig. 5. Dependence of $\mathcal{E}_M(t)$ and $\xi_M(t)$ for three values of Pr_M .

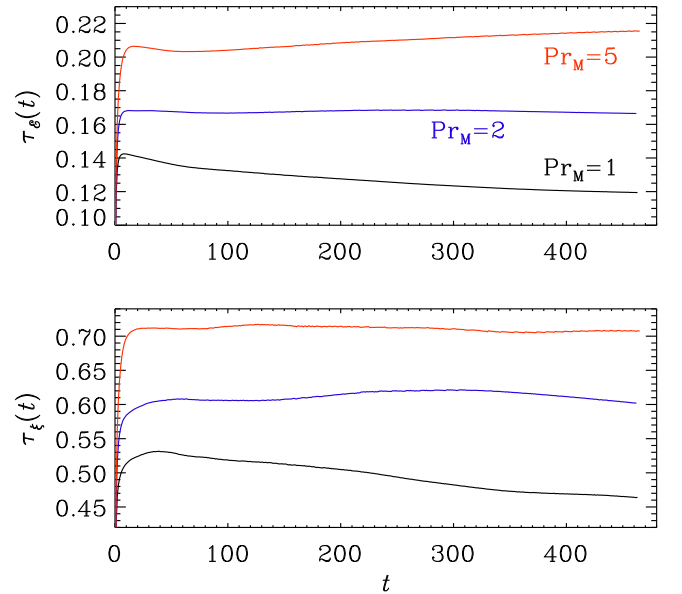


Fig. 6. Evolution of $\tau_\mathcal{E}(t)$ and $\tau_\xi(t)$ for three values of Pr_M with fixed and moderate viscosity. Note that these times tend to be approximately constant at late times with values approximately consistent with those in Table 1.

Lu -dependence can only enter through the coefficients τ_ξ and $\tau_\mathcal{E}$. We can determine them as the limits of the time-dependent functions $\tau_\xi(t)$ and $\tau_\mathcal{E}(t)$, which are obtained by inverting Eqs. (22) and (15), and are given by

$$\tau_\xi(t) = \frac{t}{[\xi_M(t)/\xi_{M0}]^{1/q} - 1}, \quad (16)$$

$$\tau_\mathcal{E}(t) = \frac{t}{[\mathcal{E}_M(t)/\mathcal{E}_{M0}]^{-1/p} - 1}. \quad (17)$$

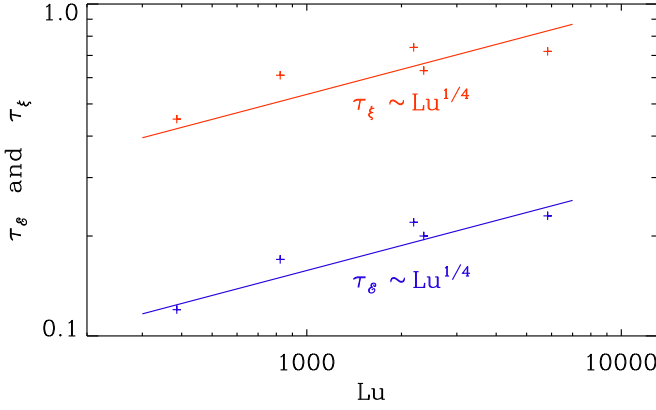


Fig. 7. Dependence of τ_ξ and τ_ϵ on Lu . The two show a similar dependence on Lu approximately $\propto \text{Lu}^{1/4}$, but there is possibly also evidence for a leveling off for larger values of Lu .

Figure 6 shows the evolution of $\tau_\xi(t)$ and $\tau_\epsilon(t)$ for Runs M3–M5 with fixed and moderate viscosity.

Using the late-time limits of Eqs. (22) and (15), as well as those of Eqs. (16) and (17), the equation for C_M can now be decomposed in the form

$$C_M = C_\xi C_\epsilon, \quad (18)$$

such that Eq. (11) is obeyed. Here, we can determine C_ξ and C_ϵ as the late-time limits of

$$C_\xi(t) = \tau^q \xi_M^{-1} \quad \text{and} \quad C_\epsilon(t) = \tau^{p/2} v_A. \quad (19)$$

In this connection, it is important to remember that for a self-similar evolution (Brandenburg & Kahnishvili 2017), which is here approximately satisfied (see Fig. 2), we have

$$q + p/2 = 1, \quad (20)$$

so that $C_M = (t/p) v_A / \xi_M$ is obeyed. For $t \gg \tau_\epsilon, \tau_\xi$, using again $\tau = \tau(t) = t/p(t)$, we have

$$C_\xi \approx (\tau_\xi/p)^q \xi_{M0}^{-1} \quad \text{and} \quad C_\epsilon \approx (\tau_\epsilon/p)^{p/2} v_{A0}. \quad (21)$$

so that $C_M = (v_{A0}/p \xi_{M0}) \tau_\xi^q \tau_\epsilon^{p/2}$. Here, we have defined $v_{A0} = \sqrt{2\mathcal{E}_{M0}}$. It is then natural to expect that both τ_ξ and τ_ϵ scale in the same way with Lu as C_M itself. Equation (21) also allows us to compute the timescales $\tau_\xi = p (C_\xi \xi_{M0})^{1/q}$ and $\tau_\epsilon = p (C_\epsilon / v_{A0})^{2/p}$.

In Fig. 7, we show the dependence of τ_ξ and τ_ϵ on Lu . Note that, while the two show a similar dependence approximately $\propto \text{Lu}^{1/4}$, there possibly is also evidence for a leveling off for larger values of Lu .

5. Comparison with hydrodynamic decay

Hydrodynamic decay is characterized by the kinetic energy density $\mathcal{E}_K(t) = \rho_0 u_{\text{rms}}^2/2$ and the hydrodynamic integral scale $\xi_K(t) = \int k^{-1} E_K dk / \mathcal{E}_K$. We define the instantaneous kinetic energy decay exponent $p_K(t) = -d \ln \mathcal{E}_K / d \ln t$ and the decay time $\tau_K(t) = t/p_K(t)$. We relate $\tau_K(t)$ to the turnover time u_{rms}/ξ_K through $\tau_K = C_K \xi_K / u_{\text{rms}}$, and thus determine C_K as the late-time limit of $C_K(t) =$

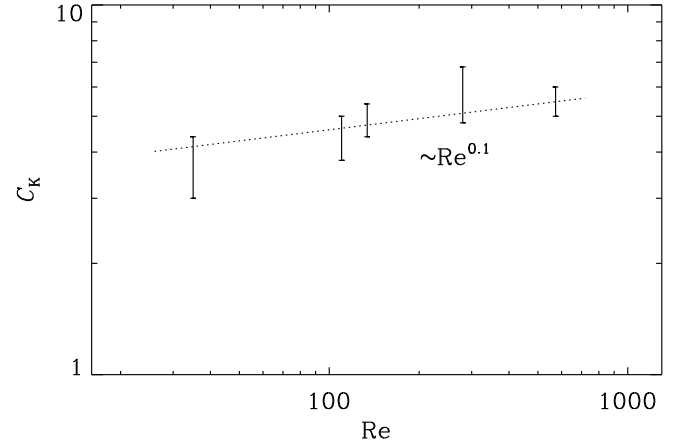


Fig. 8. Dependence of C_K on Re . The line $\text{Re}^{1.1}$ is shown for comparison, but the data are also nearly compatible with being independent of Re .

$[t/p_K(t)] u_{\text{rms}}(t) / \xi_K(t)$, which is defined analogously to Eq. (11).

Purely hydrodynamic simulations can be performed by just ignoring the magnetic field, or putting $\mathbf{B} = 0$. In Table 2, we summarize such simulations for different values of ν , which is quantified by the Reynolds number, $\text{Re} = u_{\text{rms}} \xi_K / \nu$. Figure 8 shows that, for $\text{Re} \geq 100$, C_K does not change much with Re . This was also not expected. It also confirms that the prolonged decay time found in Sect. 4 is indeed a purely magnetic phenomenon. Whether or not the resistivity dependence in the magnetic case must be ascribed to reconnection remains an open question. As discussed in Sect. 2, magnetic reconnection refers to topologically constrained changes of magnetic field lines, but in the present case of a turbulent magnetic field, there is no connection with the standard picture of reconnection. An obvious alternative candidate for explaining the resistively prolonged decay time may be related to magnetic helicity conservation in local patches, as described by the conservation of the Hosking integral. While this idea seems more plausible to us, it is not obvious how to distinguish reconnection from magnetic helicity conservation in patches. It is true that magnetic helicity would vanish in two dimensions, but in that case it should be replaced by the anastrophy, i.e., by the mean squared magnetic vector potential. One aspect that might be different between the concepts of reconnection and magnetic helicity conservation in patches could be the dependence on Pr_M . Our present results have not yet shown such a dependence, which might support the idea that the dependence on resistivity is related to magnetic helicity conservation in patches.

6. Hydromagnetic decay in two dimensions

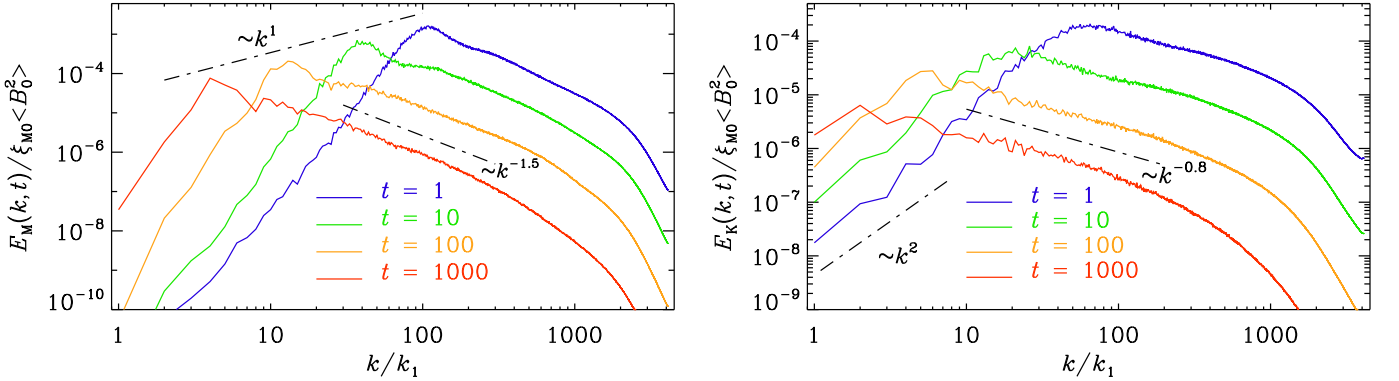
As we stated above, our present measurements of C_M as a function of Lu cannot directly be compared with the reconnection rate determined by Loureiro et al. (2012) or Comisso & Bhattacharjee (2016). In addition, it is not obvious how relevant a 2-D simulation is in the present context, because in 2-D, the anastrophy is conserved (Pouquet 1978; Vakoulenko 1993; Schekochihin 2022) while the Hosking integral is strictly vanishing.

Table 2. Summary of hydrodynamic simulations discussed in Sect. 5.

Run	$\nu k_1/c_s$	Re	$C_K(t)$	$C_L(t)$	C_ξ	C_ε	τ_ξ	τ_ε	N^3
H1	1×10^{-7}	573	5.5 ± 0.5	1.1	230	0.024	7.5	0.12	1024^3
H2	2×10^{-7}	280	5.8 ± 1.0	1.4	234	0.024	7.8	0.12	1024^3
H3	5×10^{-7}	134	4.9 ± 0.5	1.4	205	0.024	5.8	0.12	1024^3
H4	1×10^{-6}	110	4.4 ± 0.6	1.4	164	0.027	3.5	0.16	1024^3
H5	2×10^{-6}	35	3.7 ± 0.7	1.5	167	0.022	4.9	0.13	512^3

Table 3. Similar to Table 1, but for the two-dimensional hydromagnetic simulations analyzed in Sect. 6. Here, $k_p/k_1 = 200$.

Run	$\eta k_1/c_s$	$\nu k_1/c_s$	Pr_M	Lu	Lu_ν	$C_M(t)$	$C_L(t)$	C_ξ	C_ε	τ_ξ	τ_ε	N^2
2M1	4×10^{-9}	2×10^{-8}	5	90800	37100	42.5 ± 2.1	2.4	241	0.175	0.47	1.34	8192^2
2M2	2×10^{-8}	1×10^{-7}	5	19000	7760	36.8 ± 2.6	3.1	217	0.169	0.37	1.40	8192^2
2M3	1×10^{-7}	5×10^{-7}	5	3900	1610	30.2 ± 2.0	3.8	191	0.157	0.34	1.36	4096^2
2M4	1×10^{-7}	5×10^{-7}	5	770	316	18.9 ± 0.6	3.6	347	0.054	1.30	3.66	4096^2
2M5	1×10^{-9}	1×10^{-9}	1	365000	258000	44.1 ± 1.8	1.8	252	0.175	0.52	1.49	8192^2
2M6	5×10^{-9}	5×10^{-9}	1	72300	51100	39.9 ± 1.9	2.4	232	0.171	0.43	1.43	8192^2
2M7	2×10^{-8}	2×10^{-8}	1	18700	13300	36.8 ± 1.7	3.1	233	0.157	0.44	1.23	8192^2
2M8	1×10^{-7}	1×10^{-7}	1	3830	2710	31.0 ± 0.7	3.9	213	0.146	0.35	1.07	8192^2
2M9	5×10^{-7}	5×10^{-7}	1	742	525	18.7 ± 0.8	3.6	156	0.119	0.22	0.83	4096^2
2M10	5×10^{-7}	5×10^{-7}	1	125	88	10.0 ± 0.4	3.0	284	0.035	0.83	1.66	4096^2


Fig. 9. Similar to Fig. 2, but for Run 2M1. Note that the magnetic peaks lie underneath a k^β envelope with $\beta = 1$, as expected in the case of anastrophy conservation.

We now perform 2-D simulations where $\mathbf{B} = \nabla \times (\hat{z} A_z)$ lies entirely in the xy plane. These simulations are different from recent ones by Dwivedi et al. (2024), who performed 2.5-D simulations. In their case, there was a magnetic field component out of the plane, the anastrophy was not conserved, and the Hosking integral was finite.

In our present purely 2-D simulations, values of Lu up to about 10^5 have been reached. To allow for a longer nearly selfsimilar evolution, we have used $k_p/k_1 = 200$ instead of 60. Anastrophy conservation yields the following quantitative scaling results:

$$\xi_M(t) \approx 0.13 \langle A_z^2 \rangle^{1/4} t^{1/2}, \quad \varepsilon_M(t) \approx 15 \langle A_z^2 \rangle^{1/2} t^{-1}, \quad (22)$$

where $\mu_0 = \rho_0 = 1$ has been used. We also see from Fig. 9 that the spectral peaks evolve underneath an envelope $E_M(k, t) \leq 60 \langle A_z^2 \rangle k$. Although 2-D and 3-D may be rather different from each other, we now determine the same diagnostics as in the 3-D case; see Table 3 and Fig. 10

for a plot of C_M versus Lu. We see that the C_M dependence becomes shallower than for smaller values of Lu and shows a $\text{Lu}^{0.1}$ dependence for Lu up to 10^5 . Although there is no clear evidence for C_M leveling off to become independent of Lu, it is possible to fit our data to function of the form

$$C_M(\text{Lu}) \approx 3.7 \left(\frac{\text{Lu}}{1 + \text{Lu}/\text{Lu}_c} \right)^{1/4}, \quad (23)$$

where $\text{Lu}_c = 2.5 \times 10^4$ is a critical Lundquist number characterizing the point when the dependence levels off. This critical value is larger than that found by (Loureiro et al. 2012), where the asymptotes for small and large Lundquist numbers cross at a value closer to 5000. However, this could simply be related to different meanings of the relevant length scales. Our 2-D and 3-D results for C_M are seen to be in good agreement with each other, which is similar to the observation made by Bhat et al. (2021). Obviously,

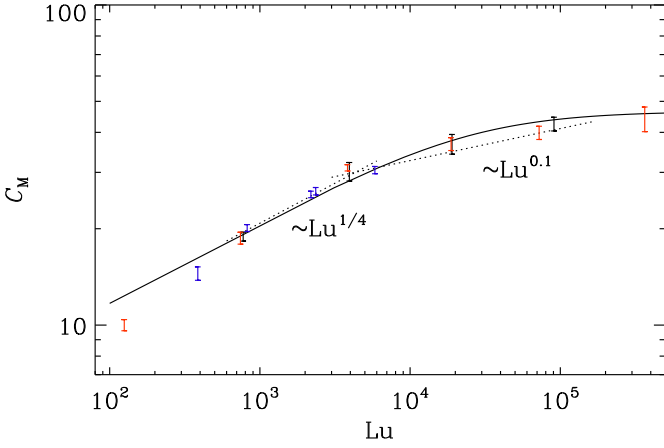


Fig. 10. Dependence of C_M on Lu for the 2-D runs. Note the shallow scaling $\propto Lu^{0.1}$ for $10^4 < Lu < 10^5$, which is also compatible with a leveling off at $Lu_c = 2.5 \times 10^4$. The black (red) data points are for $Pr_M = 5$ ($Pr_M = 1$). The blue data points denote the 3-D results from Sect. 4.

larger simulations should still be performed to see whether the agreement between 2-D and 3-D continues to larger Lundquist numbers. It should also be noted that some of our data with their nominal error bars do not lie on the fit given by Eq. (23).

7. Endpoints in the evolutionary diagram

The evolution of primordial magnetic fields is usually displayed in an evolutionary diagram showing the comoving values of B_{rms} versus ξ_M , or, what is similar, v_A versus ξ_M . This corresponds to a power law of the form $v_A = v_{A0}(\xi_M/\xi_{M0})^\kappa$. Since $\xi_M(t) \sim t^q$, we have $v_A(t) \sim t^{-p/2} \sim \xi_M^{-p/2q}$, so $\kappa = p/2q = 5/4$ for the Hosking scaling with $p = 10/9$ and $q = 4/9$.

Following Banerjee & Jedamzik (2004), the time t in Eq. (10) would be replaced by the age of the Universe at the time of recombination, t_{rec} . As emphasized by Hosking & Schekochihin (2023), this gives an implicit equation for the magnetic field at recombination with the solution $B(t_{rec}) \approx 10^{-8.5} \text{ G } (\xi_M/1 \text{ Mpc}) = 10^{-14.5} \text{ G } (\xi_M/1 \text{ pc})$ if $C_M = 1$. However, $B(t_{rec})$ would be much larger and ξ_M much smaller when $C_M \gg 1$ is taken into account.

Under the hypothesis of fast reconnection owing to plasmoid instability (Bhattacharjee et al. 2009; Uzdensky et al. 2010), Hosking & Schekochihin (2023) proposed to replace C_M by the square root of some effective cutoff value of about 10^4 for the Lundquist number and an additional factor of $Pr_M^{1/2}$. Here, they estimated $Pr_M \approx 10^7$, so $C_M = 10^{5.5}$ and $B(t_{rec}) \approx 10^{-3} \text{ G } (\xi_M/1 \text{ Mpc}) = 10^{-9} \text{ G } (\xi_M/1 \text{ pc})$.

Our new results challenge the reliability of the anticipated dependence of C_M on Pr_M . With the current results at hand, Fig. 10 suggests that C_M never exceeds the value $3.7 Lu_c^{1/4} \approx 47$. Particularly important is the fact that this result is independent of Pr_M . Given that Hosking & Schekochihin (2023) estimated $Pr_M \approx 10^7$, which yielded an extra $10^{3.5}$ factor and therefore $C_M = 10^{5.5}$ in their estimate, our new findings imply that the reconnection effect is actually independent of Pr_M . Although

this has so far only been verified for values of $Pr_M \leq 5$, we suggest that a more accurate formula for the end-points of the evolution with $C_M = 47 \approx 10^{1.7}$ would be $B(t_{rec}) \approx 10^{-6.8} \text{ G } (\xi_M/1 \text{ Mpc}) = 10^{-12.8} \text{ G } (\xi_M/1 \text{ pc})$. These values are still above the lower limits inferred from suppressed GeV photon emission from the halos of blazars (Neronov & Vovk 2010), and compatible with the inferences from the propagation of Ultra High Energy Cosmic Rays (e.g., Hackstein et al. 2018; Neronov et al. 2023) and the typical magnetization of voids and filaments expected from Faraday rotation measurements by all recent radio surveys (e.g., Vernstrom et al. 2019; Amaral et al. 2021; Carretti et al. 2023).

8. Conclusions

The present results have shown that, up to the largest Lundquist numbers accessible to our present direct numerical simulations with 2048^3 mesh points, the decay times depend on the resistivity. Only for our 2-D simulations do we see evidence for a cutoff. The dependence of hydro-magnetic turbulence properties on the value of the resistivity is unusual for fully developed turbulence. One wonders whether our results reflect just a peculiar property of decaying turbulence, or whether there could also exist aspects of statistically stationary turbulence that depend on the microphysical resistivity. Possible examples of such resistively controlled time dependencies could include the time that is needed to develop the final saturated magnetic energy spectrum in kinetically forced turbulence, where the magnetic field emerges due to a dynamo action (Haugen et al. 2003; Schekochihin et al. 2004). A resistively slow adjustment phase is reminiscent of what occurs for helical magnetic fields (Brandenburg 2001), where it has also been possible to measure a weak resistivity dependence of the turbulent magnetic diffusivity (Brandenburg et al. 2008).

In the present 3-D case, of course, the magnetic helicity vanishes on the average. However, in the spirit of the Hosking phenomenology of a decay controlled by the conservation of the Hosking integral, it is well possible that even in decaying turbulence, the conservation of magnetic helicity in patches of one sign of magnetic helicity plays an important role in causing the resistively controlled decay speed. Whether or not this is equivalent to talking about reconnection remains an open question. As discussed in Sect. 2, the idea of reconnection in terms of current sheets and plasmoids may not be fully applicable in the context of turbulence, where magnetic structures are more volume filling than in standard reconnection experiments; see the right-hand panel of Fig. 1. Additional support for a possible mismatch between classical reconnection theory and turbulent decay times comes from our numerical finding that the dependence of C_M on Lu seems to be independent of the value of Pr_M ; see Fig. 10. More extensive numerical studies with resolutions of 8192^3 meshpoints, which was the resolution needed to see a leveling off in 2-D, might suffice to verify our 2-D findings in the 3-D case.

Our present work motivates possible avenues for future research. One is to do the same for turbulence with a $-\alpha u$ friction term in the momentum equation. Such calculations were already performed by Banerjee & Jedamzik (2004) and the friction term has also been incorporated in the phenomenology of Hosking & Schekochihin (2023). It is to model the drag from photons when their mean-free path

begins to exceed the scale ξ_M . This is the case after the time of recombination, when it contributes to dissipating kinetic energy and leads to a decoupling of the magnetic field. The field then becomes static and remains frozen into the plasma. According to the work of Hosking & Schekochihin (2023), this results in a certain reduction of C_M compared to the resistively limited value. Verifying this with simulations would be particularly important.

Acknowledgements. This research was supported in part by the Swedish Research Council (Vetenskapsrådet) under Grant No. 2019-04234, the National Science Foundation under Grant No. NSF PHY-1748958, and a NASA ATP Award 80NSSC22K0825. We acknowledge the allocation of computing resources provided by the Swedish National Allocations Committee at the Center for Parallel Computers at the Royal Institute of Technology in Stockholm. F.V. acknowledges partial financial support from the Cariplo “BREAKTHRU” funds Rif: 2022-2088 CUP J33C22004310003.

Software and Data Availability. The source code used for the simulations of this study, the PENCIL CODE (Pencil Code Collaboration et al. 2021), is freely available on <https://github.com/pencil-code/>. The DOI of the code is <https://doi.org/10.5281/zenodo.2315093>. The simulation setups and corresponding data are freely available on <http://norlrx65.nordita.org/~brandenb/projects/Reconnection-Decay/>.

References

- Amaral, A. D., Vernstrom, T., & Gaensler, B. M. 2021, *Mon. Not. Roy. Astron. Soc.*, 503, 2913
- Armua, A., Berera, A., & Calderón-Figueroa, J. 2023, *Phys. Rev. E*, 107, 055206
- Banerjee, R. & Jedamzik, K. 2004, *Phys. Rev. D*, 70, 123003
- Batchelor, G. K. 1953, *The Theory of Homogeneous Turbulence*
- Baym, G., Bödeker, D., & McLerran, L. 1996, *Phys. Rev. D*, 53, 662
- Bhat, P., Zhou, M., & Loureiro, N. F. 2021, *Mon. Not. Roy. Astron. Soc.*, 501, 3074
- Bhattacharjee, A., Huang, Y.-M., Yang, H., & Rogers, B. 2009, *Phys. Plasmas*, 16, 112102
- Biskamp, D. & Müller, W.-C. 1999, *Phys. Rev. Lett.*, 83, 2195
- Brandenburg, A. 2001, *Astrophys. J.*, 550, 824
- Brandenburg, A. 2014, *Astrophys. J.*, 791, 12
- Brandenburg, A., Enqvist, K., & Olesen, P. 1996, *Phys. Rev. D*, 54, 1291
- Brandenburg, A. & Kahnishvili, T. 2017, *Phys. Rev. Lett.*, 118, 055102
- Brandenburg, A., Kahnishvili, T., Mandal, S., et al. 2017, *Phys. Rev. D*, 96, 123528
- Brandenburg, A., Kahnishvili, T., & Tevzadze, A. G. 2015, *Phys. Rev. Lett.*, 114, 075001
- Brandenburg, A. & Oughton, S. 2018, *Astron. Nachr.*, 339, 641
- Brandenburg, A., Rädler, K.-H., Rheinhardt, M., & Subramanian, K. 2008, *Astrophys. J. Lett.*, 687, L49
- Brandenburg, A., Sharma, R., & Vachaspati, T. 2023, *J. Plasma Phys.*, 89, 905890606
- Carretti, E., O’Sullivan, S. P., Vacca, V., et al. 2023, *Mon. Not. Roy. Astron. Soc.*, 518, 2273
- Cheng, B. & Olinto, A. V. 1994, *Phys. Rev. D*, 50, 2421
- Christensson, M., Hindmarsh, M., & Brandenburg, A. 2001, *Phys. Rev. E*, 64, 056405
- Comisso, L. & Bhattacharjee, A. 2016, *J. Plasma Phys.*, 82, 595820601
- Craig, I. J. D., Litvinenko, Y. E., & Senanayake, T. 2005, *Astron. Astrophys.*, 433, 1139
- Craig, I. J. D. & McClymont, A. N. 1991, *Astrophys. J. Lett.*, 371, L41
- Durrer, R. & Caprini, C. 2003, *J. Cosmology Astropart. Phys.*, 2003, 010
- Dwivedi, S., Anandavijayan, C., & Bhat, P. 2024, *arXiv e-prints*, arXiv:2401.01965
- Falkovich, G. 1994, *Phys. Fluids*, 6, 1411
- Galishnikova, A. K., Kunz, M. W., & Schekochihin, A. A. 2022, *Phys. Rev. X*, 12, 041027
- Galsgaard, K. & Nordlund, Å. 1996, *J. Geophys. Res.*, 101, 13445
- Hackstein, S., Vazza, F., Brüggemann, M., Sorce, J. G., & Gottlöber, S. 2018, *Mon. Not. Roy. Astron. Soc.*, 475, 2519
- Hatori, T. 1984, *J. Phys. Soc. Jpn*, 53, 2539
- Haugen, N. E. L., Brandenburg, A., & Dobler, W. 2003, *Astrophys. J. Lett.*, 597, L141
- Hosking, D. N. & Schekochihin, A. A. 2021, *Phys. Rev. X*, 11, 041005
- Hosking, D. N. & Schekochihin, A. A. 2023, *Nat. Comm.*, 14, 7523
- Kahnishvili, T., Tevzadze, A. G., Brandenburg, A., & Neronov, A. 2013, *Phys. Rev. D*, 87, 083007
- Kowal, G., Lazarian, A., Vishniac, E. T., & Otmianowska-Mazur, K. 2009, *Astrophys. J.*, 700, 63
- Lazarian, A., Eyink, G. L., Jafari, A., et al. 2020, *Phys. Plasmas*, 27, 012305
- Lazarian, A. & Vishniac, E. T. 1999, *Astrophys. J.*, 517, 700
- Liu, Y.-H., Cassak, P., Li, X., et al. 2022, *Comm. Phys.*, 5, 97
- Loureiro, N. F., Samtaney, R., Schekochihin, A. A., & Uzdensky, D. A. 2012, *Phys. Plasmas*, 19, 042303
- Neronov, A., Semikoz, D., & Kalashev, O. 2023, *Phys. Rev. D*, 108, 103008
- Neronov, A. & Vovk, I. 2010, *Science*, 328, 73
- Parker, E. N. 1957, *J. Geophys. Res.*, 62, 509
- Pencil Code Collaboration, Brandenburg, A., Johansen, A., et al. 2021, *J. Open Source Softw.*, 6, 2807
- Pouquet, A. 1978, *Journal of Fluid Mechanics*, 88, 1
- Saffman, P. G. 1967, *J. Fluid Mech.*, 27, 581
- Schekochihin, A. A. 2022, *J. Plasma Phys.*, 88, 155880501
- Schekochihin, A. A., Cowley, S. C., Taylor, S. F., Maron, J. L., & McWilliams, J. C. 2004, *Astrophys. J.*, 612, 276
- Sweet, P. A. 1958, in *Electromagnetic Phenomena in Cosmical Physics*, ed. B. Lehnert, Vol. 6, 123
- Uzdensky, D. A., Loureiro, N. F., & Schekochihin, A. A. 2010, *Phys. Rev. Lett.*, 105, 235002
- Vachaspati, T. 1991, *Phys. Lett. B*, 265, 258
- Vakoulenko, M. O. 1993, *J. Plasma Phys.*, 50, 45
- Vernstrom, T., Gaensler, B. M., Rudnick, L., & Andernach, H. 2019, *Astrophys. J.*, 878, 92
- Zhou, H., Sharma, R., & Brandenburg, A. 2022, *J. Plasma Phys.*, 88, 905880602
- Zrake, J. 2014, *Astrophys. J. Lett.*, 794, L26