

A Survey on African Computer Vision Datasets, Topics and Researchers

Abdul-Hakeem Omotayo**, Ashery Mbilinyi**, Lukman Ismaila**, Houcemeddine Turki, Mahmoud Abdien, Karim Gamal, Idriss Tondji, Yvan Pimi, Naome A. Etori, Marwa M. Matar, Clifford Broni-Bediako, Abigail Oppong, Mai Gamal, Eman Ehab, Gbetondji Dovonon, Zainab Akinjobi, Daniel Ajisafe, Oluwabukola G. Adegboro, Mennatullah Siam

Abstract—Computer vision encompasses a range of tasks such as object detection, semantic segmentation, and 3D reconstruction. Despite its relevance to African communities, research in this field within Africa represents only 0.06% of top-tier publications over the past decade. This study undertakes a thorough analysis of 63,000 Scopus-indexed computer vision publications from Africa, spanning from 2012 to 2022. The aim is to provide a survey of African computer vision topics, datasets and researchers. A key aspect of our study is the identification and categorization of African Computer Vision datasets using large language models that automatically parse abstracts of these publications. We also provide a compilation of unofficial African Computer Vision datasets distributed through challenges or data hosting platforms, and provide a full taxonomy of dataset categories. Our survey also pinpoints computer vision topics trends specific to different African regions, indicating their unique focus areas. Additionally, we carried out an extensive survey to capture the views of African researchers on the current state of computer vision research in the continent and the structural barriers they believe need urgent attention. In conclusion, this study catalogs and categorizes Computer Vision datasets and topics contributed or initiated by African institutions and identifies barriers to publishing in top-tier Computer Vision venues. This survey underscores the importance of encouraging African researchers and institutions in advancing computer vision research in the continent. It also stresses on the need for research topics to be more aligned with the needs of African communities.



1 INTRODUCTION

The discipline of computer vision as a subset of artificial intelligence (AI), enables machines to interpret visual data from images or videos, allowing several specialized tasks like object recognition, reconstruction, and re-organization. It relates to applications in various fields such as remote sensing [1], [2], medical image processing [3], [4], [5], robotics [6]. It has also been heavily investigated in AI fairness research [7], [8]. To encourage African computer vision (CV) research, we conduct a survey of the topics investigated in the continent, the datasets available and the type of structural barriers researchers are facing. Conventional surveys rather focus on a certain computer vision task e.g., deep video segmentation [9] or deep semantic segmentation [10], and provide a taxonomy of methods and datasets. However, unlike such a direction of conducting

surveys, ours is a more challenging endeavour due to the breadth of such study. Some might question whether it is feasible or necessary to delve in this direction of surveying African Computer Vision research. We specifically focus on three aspects namely; topics, datasets, and researchers. We tackle the feasibility by gathering all Scopus-indexed publications in the last decade with at least one author from an African institution, then we rely on large language models parsing paper abstracts to guide our survey. As for the necessity and importance of such a survey, we believe it is needed to decolonize computer vision research and empower marginalized communities [11], [12], [13], [14].

Our survey catalogs African Computer Vision datasets that can help direct further research in the field. Additionally, highlighting the most researched topics in the continent can guide an informed decision on whether current African research aligns with the communities' needs. More importantly, we do not overlook the human aspect in the research process. As such we conduct a large-scale questionnaire to understand the structural barriers African researchers face. While various efforts have been conducted to empower marginalized communities in artificial intelligence mainly powered by AI grassroots [15], there is still a gap in the computer vision field. This work is part of a computer vision grassroots, *Ro'ya*¹, which is a community focused on empowering African computer vision researchers. Recent work [13] discussed algorithmic dispossession in which marginalized communities are designed for instead of participating in the design, and proposed three steps toward dismantling it. These include reciprocal engagements between the affected

- A. Omotay is with University of California - Davis, USA, A. Mbilinyi and D. Ajisafe are with University of British Columbia, Canada, L. Ismaila is with Johns Hopkins, USA, H. Turki is with University of Sfax, Tunisia, M. Abdien and K. Gamal are with Queens University, Canada, I. Tondji and Y. Pimi are with African Masters of Machine Intelligence/AIMS, Senegal, N. A. Etori is with University of Minnesota-Twin Cities, USA, M. M. Matar is with Al-Azhar University in Cairo, Egypt, C. Broni-Bediako is with RIKEN Center for Advanced Intelligence Project, Japan, A. Oppong is with Ashesi University, Ghana, M. Gamal is with German University in Cairo, Egypt, E. Ehab is with Nile University, Egypt, G. Dovonon is with University College London, UK, Z. Akinjobi is with New Mexico's State University, USA, O. G. Adegboro is with SFI Centre For Research Training in Machine Learning, Dublin City University, Ireland, M. Siam is with Ontario Tech University, Canada.

- ** Equally Contributing.
- E-mail: ormortee@gmail.com, ismailukman@gmail.com, a2nyi4@gmail.com, mennatullah.siam@ontariotechu.ca

1. <https://ro-ya-cv4africa.github.io/homepage/>

communities and researchers and active engagement with communities and grassroots organizations. This motivated the efforts from our community to bridge the current gap.

This study proposes to survey African computer vision datasets and topics, by analysing Scopus-indexed publications under this category. We are mainly inspired by previous research conducting a bibliometric study of African research in the context of machine learning for health [16]. However, unlike conventional bibliometric studies, we focus on documenting datasets, research topics, and researchers' views of the field, in addition to the conventional discussions on publishing trends. This work is an extension of our recent work [17] discussing equity in computer vision research within African and global contexts.

To summarize our contributions:

- We provide a taxonomy of African computer vision datasets, as the first endeavour to perform this, automated through large language models parsing our collected publications' abstracts (Section 4).
- We present a taxonomy of the top research topics and their distribution per African region in computer vision (Section 5).
- We document disparities in publishing venues, then analyze the temporal trends and collaboration patterns (Section 6).
- A large-scale quantitative survey (i.e., questionnaire) is conducted among computer vision and deep learning researchers in Africa through the Deep Learning Indaba platform (Section 7).

2 RELATED WORKS

In this section, we provide our closest related works, where our survey is focused on topics, datasets and researchers in addition to publishing trends. From the topics and publishing trends perspective, we found that bibliometric studies that gather publications and study authors, keywords, and publishing trends as the closest. From the datasets perspective, we cover other efforts on cataloging datasets with a regional focus, as in our case Africa. From the researchers' perspective, we discuss different grassroots and organizations that encourage researchers from marginalized communities.

Bibliometric studies. In the related scientometric and bibliometric studies there exists multiple works that have studied scientific publications generally from Africa [18], [19] or concerning a specific topic [20], [21], [22] such as health sciences [22] or COVID [21]. One of the earliest studies [18] showed that African countries mostly focus on international collaborations rather than collaborating within the continent. They highlight that these are mainly driven by the availability of resources and interests outside Africa.

The recent work [16] studied African publications in machine learning for health. Their main findings indicated that Northern African countries had the most substantial contributions when compared to other African regions. However, this trend reduced over the years with more contributions emerging from sub-Saharan Africa. It also confirmed the correlation between international funding and collaborations on increasing the contributions from Africa. Inspired by this past work, we conduct a survey of the

African contributions, but we rather focus on the computer vision field which is more diverse with various applications from medical image processing to remote sensing. Some bibliometric studies focused on certain topics like convolutional neural networks [23] or specific applications [24]. Yet, these do not focus on the African context which is our key question towards a decolonial computer vision approach that we encourage within our participatory framework. It is worth noting, that previous bibliometric studies focused on a high level analysis of the publications, e.g., identifying publishing and collaboration trends. In our case, we present another level of analysis relying on large language models parsing publications abstracts to automatically catalog African Computer Vision datasets.

African datasets. As far as our knowledge extends, no previous studies provide a comprehensive and centralized platform that gathers African datasets and highlights the current state of computer vision research in Africa at large. We believe that currently, data science competition platforms like Kaggle² and Zindi³ are the primary source of most of the unofficial African datasets. Since these platforms host data science competitions on various topics, including topics with or without African contexts. We are inspired by LANFRICA⁴, an African platform that focuses on providing accessible African language datasets and natural language processing publications related to African languages. In this study, we focus primarily on computer vision datasets to facilitate easy access to them. One approach to listing African computer vision datasets is to start from a predefined taxonomy and gather dataset publications related to these predefined categories. We call this a top-down approach and we find it misleading, as it might not capture the African research landscape because of its dependence on the predefined categories. We rather choose a bottom-up approach that gathers all African computer vision publications in the last decade, followed by the classification of dataset papers using large language models and performing manual annotation of the categories of these datasets. To the best of our knowledge, we are the first to propose such a bottom-up approach to catalog computer vision datasets with a regional focus (i.e., Africa).

Grass-roots participatory framework. [14] has discussed a critique of the definition of AI for social good and how to evaluate the project's goodness. They propose a PACT (People, Activities, Contexts, Technologies) framework; a Participatory approach to enable capabilities in communities; to achieve this goal. In this framework, they provide a list of guiding questions that can help researchers assess the goodness in the project within a participatory framework. This relates to calls for a decolonial AI that was recently spread [11], [13], [25], [26], [27], where one of these calls iterated on the importance of participatory and community based efforts [13]. Towards a participatory grassroots framework [15] a discussion comparing top-down *vs.* bottom-up approaches with a description of the types of grassroots communities that emerged recently were presented. These include: (i) affinity-based organizations

2. <https://www.kaggle.com>

3. <https://zindi.africa>

4. <https://lanfrica.com/>

such as Women in Machine Learning and Black in AI, (ii) topic-based communities such as *Masakhane*, and *Sisonke-Biotik*, and (iii) event-based ones such as Deep Learning Indaba. The framework they proposed is focused on African grassroots, where they discuss the common values and participation roles within such communities. One specific community, *SisonkeBiotik*, is focusing on machine learning for health. Their initial project was a bibliometric study of African research in machine learning for health [16]. Inspired by such efforts, we aim to perform a similar study focused on the computer vision field.

However, unlike previous works, we rather provide it within a survey framework to catalog datasets, topics and researchers' view of the barriers existing in their field. Additionally, we use publications in top-tier venues and African contributions there to document quantitatively the equity in research and assess Africans' access to opportunities in the field. We focus on that, since top tier publications could be an entry point for a lot of opportunities in terms of scholarships, research grants, and collaborations. It also can impact the kind of datasets and compute, African researchers have access to.

3 METHODS

In this section, we detail our method for gathering the necessary data for our bibliometric study with a focus on Scopus-indexed publications. Figure 1 describes four main stages: (i) automatic search query generation, (ii) data collection, (iii) data verification, and (iv) data classification and analysis. The computer vision field is quite broad and multidisciplinary, it overlaps with machine learning for health but also has a broader set of applications beyond this. We aim to collect three types of data. The first type is African publications that are Scopus-indexed with any relevance to computer vision in general, we refer to this set as the *full* data. The second type is a reduced set of African publications that focuses on the top 50 keywords used in the computer vision field, we refer to this set as the *refined* data. Finally, we collect the publications in top-tier venues in the computer vision field as the *top-tier* set. In the following, we will describe the details of the aforementioned four stages and the collection of these three sets of data.

3.1 Query generation and data collection

In the *full* publications set, where we aim to collect all African publications relevant to the computer vision field, we restrict our search query to African countries and the search keyword to ("*image*" OR "*computer vision*"). Publications with at least one author from an African institution are the ones considered. We also restrict the time interval from 2012 to 2022 with the start of the deep learning era where convolutional neural networks won the 2012 ImageNet [28] challenge [29]. The *full* publications set is approximately 63,000 publications. Due to the large-scale nature of this set, we do not verify it but we still use it to provide insights on the topics distribution per African region.

As for the *refined* publications set, we only focus on the top 50 keywords used in computer vision publications to reduce our data and allow for a consecutive verification

phase. This set includes approximately 18,000 publications where the search query was restricted to African countries similar to the *full* set. The search keyword used is ("*image*" OR "*computer vision*") AND (KEYWORD), where KEYWORD was replaced with noun phrases from the top 50 computer vision keywords that include "*deep learning*", "*object detection*", "*image segmentation*", "*robotics*" as examples. The top 50 keywords were retrieved using an off-the-shelf tool as described later. This refined and reduced set of publications allowed for a verification phase to remove false positives. False positives stem from being wrongly assigned as relevant to computer vision or having at least one African author.

Finally, for the *top-tier* publications set we focus on conferences and journals that are well-acknowledged in the computer vision field without any geographical restrictions. We use the CORE⁵ system to identify rank A* computer vision venues and a few of the machine learning ones that include computer vision publications. The top-tier conferences we use include: *CVPR*, *ICCV*, *ECCV*, *ICML*, *ICLR*, *NeurIPS* and we add *MICCAI* for medical image processing publications. For the top-tier journals, we focus on *TPAMI* and *IJCV*. The final *top-tier* set has approximately 43,000 publications. We do acknowledge that some of the publications in *ICML*, *ICLR*, *NeurIPS* can be on general machine learning, but we see it still as a good statistic for understanding how African institutions contribute to these venues. We also perform a verification on this set, to remove false positives in terms of publication types such as "Retracted" or "Review".

Throughout the data collection stage for the *refined* and *top-tier* sets we use Scopus APIs⁶. We mildly use SciVal⁷ in the selection of the top-50 keywords and the *full* set collection, as it has constrained usage. For example, it has limited control over the time-interval and the retrieved meta-data such as the authors' countries and affiliation history.

3.2 Data verification

We conduct a verification phase to reduce sources of errors to have a better understanding of African computer vision research. It is even more important when working on such a diverse topic as computer vision. The verification phase includes a combination of automatic and manual verification that we will describe in detail. Since the *full* set is around 63,000 entries we find it difficult to verify and we rather focus on the *refined* and *top-tier* sets.

The reason we chose to perform an initial verification phase as we found three sources of errors in the *refined* and *top-tier* sets. The sources of errors include: (i) African authorship errors, (ii) computer vision relevance issues, and (iii) irrelevant publication types. We present some examples of these sources of errors and issues. For the African authorship errors, one example is labelling *Papua New Guinea* as an African country conflating it with *Guinea* which was identified in multiple publications [30], [31], [32]. Others include typos in the country such as *Swaziland* instead of *Switzerland* which was identified in [33]. As for the computer vision relevance issues, one example we show

5. <http://portal.core.edu.au/conf-ranks/>

6. <https://pybliometrics.readthedocs.io/en/stable>

7. <https://scival.com/home>

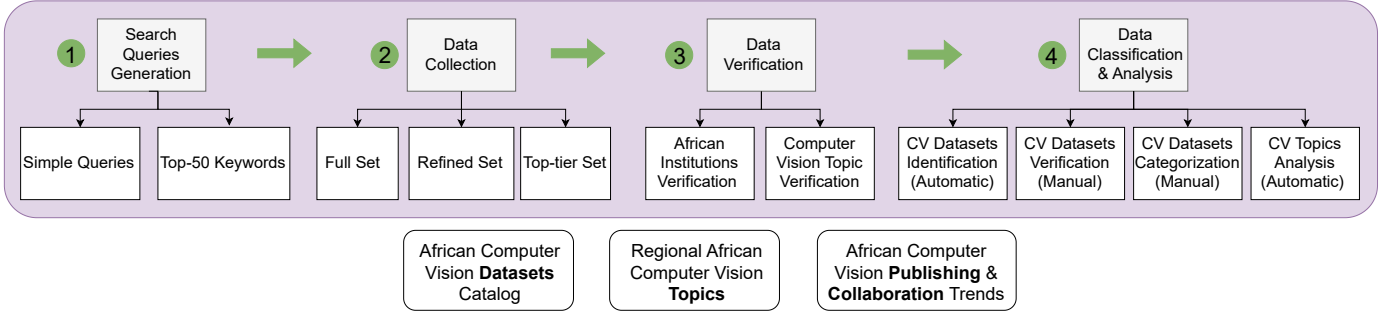


Fig. 1: Our proposed pipeline for data collection, verification, and analysis of the African Scopus-indexed computer vision publications. The search query generation uses simple queries to retrieve all computer vision publications (i.e., *full set*) or generates queries based on the Top-50 keywords in computer vision as a publications sample (i.e., *refined set*). This is followed by data collection of the *full*, *refined* and *top-tier* publications sets and a verification phase on the *refined* and *top-tier* sets. Finally, we perform classification and analysis combining automatic, i.e., large language models parsing abstracts, and manual categorization.

is the use of the term “image data” in the abstract as an example but has no relevance to the topic being covered in the publication which operates on a simulated milling circuit dataset [34]. We use a broad definition of relevance to computer vision, where works that operate on image datasets to interpret these images are considered relevant to computer vision. Finally, for the publication types we filter out “Retracted”, “Review”, “Erratum”, or “Conference Review” types, to focus on the research publications.

The verification phase for the computer vision relevance starts with automatic verification by filtering out venues with less than ten publications. We used a condition that the venue name does not belong to any of the top-tier venues defined previously and does not include the keywords *image* or *computer vision* in the venue name. These types of venues such as *Solar Energy* are less relevant to the computer vision field and we show [35] as an example. Although this might result in false negatives where some of the relevant publications might be filtered out, we favoured reduced false positives in the *refined* set. The rest of the venues we inspect them manually to identify potential venues that could be irrelevant to the computer vision topic. For these potential venues, we randomly sample publications from them to manually inspect their titles and abstracts to conclude whether these publications and venues are relevant to computer vision or not.

Additionally, we verify publications’ authors and affiliations to ensure that they include at least one African institution. We start with an automatic verification of the affiliations’ countries. At that stage, Papua New Guinea was identified as a false positive. This is followed by randomly sampling publications and manually inspecting the authors. Finally, we filter out “Retracted”, “Editorial”, “Review”, “Erratum”, “Conference Review” publication types to focus on research publications. The final *refined* set after verification is around 12,000 publications. We retrieve the full metadata of the authors for both the *refined* and *top-tier* sets.

3.3 Data classification and analysis

In this section, we describe a distinctive bottom-up approach that was employed for the identification and annotation of African publications that focus on computer

vision datasets. This method diverged from the traditional top-down approach, which typically starts with predefined categories for data collection. The initial phase involved identifying potential dataset papers by using large language models (i.e., GPT series [36]) to analyze their abstracts. This helped us in gathering a comprehensive range of African computer vision dataset publications, which we categorized under official datasets. This extensive collection ensured a broad and inclusive base for the subsequent annotation process. Additionally, a collection of unofficial datasets gathered from challenge websites and data host platforms that were not formally published were manually gathered.

Annotation and categorization were central to our bottom-up approach. Each dataset publication underwent a manual annotation process, where two descriptive labels were assigned by annotators. These labels could be selected from a predefined list or created independently by the annotators, allowing for a more flexible categorization. The predefined list is selected from the categories used in CVPR conference to define the different research topics. The annotators, were selected from a group of PhD students and postdocs in fields related to computer vision, medical image processing, and neuroscience. They were responsible for labeling the datasets based on their abstracts (for official publications) or descriptions (for unofficial ones). This process was iterative, with guidelines refined based on annotators’ feedback after the initial ten entries, ensuring a continuously improving classification system. Each dataset publication was annotated by two separate annotators. When conflict occurs between these two annotators, a third annotator, as a senior researcher, is used to resolve the conflict and provide the final labels for the dataset.

Ethical considerations were also a significant aspect of the methodology. Annotators were instructed to identify any datasets that posed ethical concerns, such as potential privacy violations or issues with the right to be forgotten. The approach was inclusive, allowing for the categorization of papers that did not directly propose new datasets but augmented existing ones. Additionally, datasets originating from African institutions but not exclusively about African subjects were included, with appropriate notes for clarification.

The outcome of this meticulous process was the development of a comprehensive taxonomy of African datasets in computer vision. This taxonomy, born from a flexible, inclusive, and ethically aware approach, provides a valuable resource for current research and lays a foundational framework for future explorations in the field.

Moreover, we investigate the full publications set in addition to datasets identification and categorization, using three forms of analysis: (i) A topic analysis where we highlight what kind of computer vision research problems are mostly tackled in the African continent per region. For the analysis of the keywords, we use an off-the-shelf tool, SciVal⁸, that we believe to perform a standard procedure for clustering, and the top three keywords for each publication is retrieved under "Topic Name". This analysis helps us to retrieve the top research topics in computer vision and the regional trends within these. (ii) A geo-temporal analysis where we take into consideration the five African regions and their publishing patterns over time. (iii) The collaboration patterns analysis where we contrast collaborations across African countries with respect to international collaborations

3.4 Ethical considerations

We report here some of the ethical considerations for the collected dataset that can guide our future work. Since we only focus on Scopus-indexed publications, there exists a bias to the English language. It is worth noting that the French language is widely used in multiple African countries, but unfortunately, our dataset does not include these publications or the ones in African languages. Finally, we document that our research team includes researchers from Nigeria, Cameroon, Benin, Egypt, Tunisia, Tanzania and Ghana spanning three African regions aligning with our goals to improve equity in research within Africa.

3.5 Manual validation results

We verify the results of our *refined* set, in terms of the topic, that it belongs to computer vision, and the authors, that they include at least one African author. We randomly select 5% of the refined set of publications, that were manually verified by the team. Each paper was assigned two annotators. For the topic verification, we manually inspected the abstract, as for the authors we ensured at least one African institution existed in the affiliations. Our results for the topic verification show 91.1% accuracy with only 8.9% of the publications wrongly assigned as computer vision. In the authors' verification, we report 98.4% accuracy, which demonstrates that most of our errors were from irrelevant topics rather than the authors. Moreover, we report high inter-annotator agreement of 93.9% and 96.7% in both the topic and the authors' verification respectively.

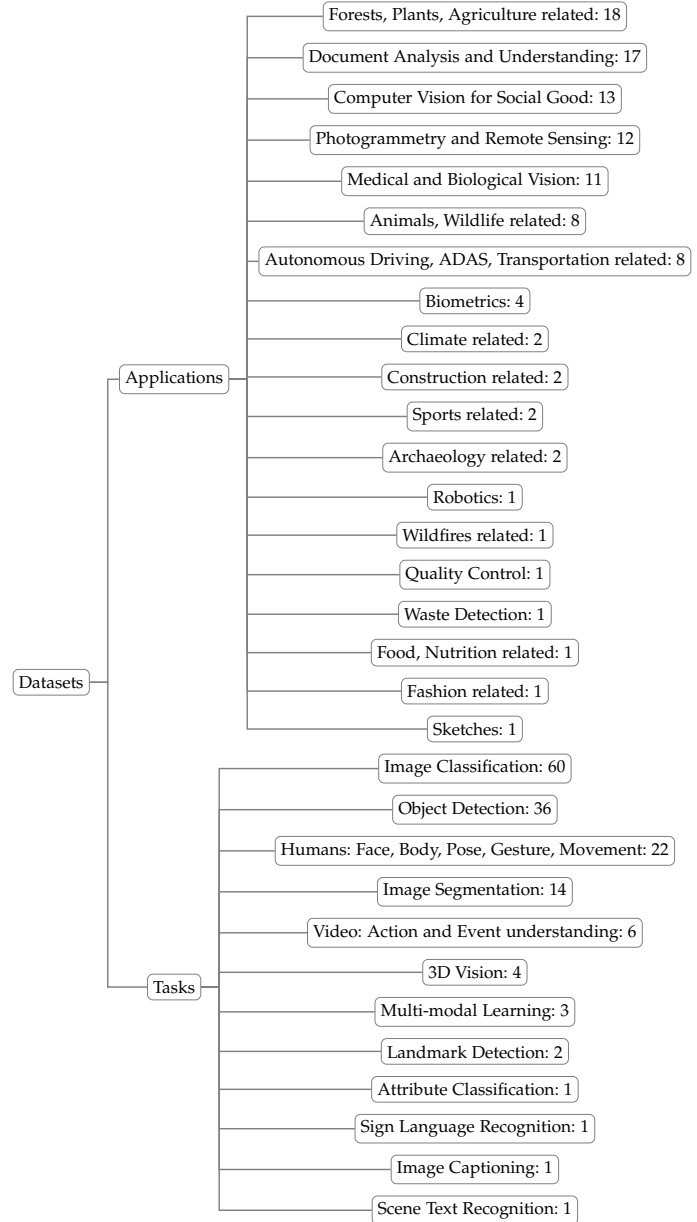


Fig. 2: Taxonomy of the datasets categories for the retrieved officially published datasets and unofficial ones hosted in challenges and data host platforms. We show, Category: Number of datasets retrieved under this category.

4 AFRICAN COMPUTER VISION DATASETS

8. <http://scival.com>
9. <https://ego4d-data.org>
10. <http://ai.bu.edu/zerowaste/>
11. <http://hdl.handle.net/11234/1-4749>
12. https://drive.google.com/file/d/1bum9Sehb3AzUMHLhBMuowPKYr_PCrB3a/view
13. <https://data.mendeley.com/datasets/tvhh83r3hj/2>
14. <https://doi.org/10.18167/DVN1/XJCXCS>
15. <https://doi.org/10.18167/DVN1/KDNOV4>
16. <https://github.com/wdqn/BE-Arabic-9K>
17. <https://doi.org/10.5522/04/12407567>
18. <http://dx.doi.org/10.17632/44vkdvrn67.1>
19. <http://apes.eva.mpg.de/>

TABLE 1: Officially Published African Datasets

	Category	Dataset Name	Available	Venue
1	Video: Action and Event Understanding Humans: Face, Body, Pose, Gesture, Movement	Ego4D Dataset [6]	✓ ⁹	CVPR
2	Object Detection Waste Detection	ZeroWaste Dataset [37]	✓ ¹⁰	CVPR
3	Multi-modal Learning Image Captioning	Hausa Visual Genome [38]	✓ ¹¹	LREC
4	Medical and Biological Vision Image Classification	Predicting COVID-19 [39]	✓ ¹²	Trends and Advancements of Image Processing and Its Applications
5	Forests, Plants, Agriculture related Image Segmentation	Avo-AirDB [40]	✓ ¹³	Data in Brief
6	Photogrammetry and Remote Sensing Image Segmentation	Land cover map of Vavatenina region (Madagascar) [41]	✓ ¹⁴ ✓ ¹⁵	Data in Brief
7	Document Analysis and Understanding Image Classification	Scanned Arabic Books [42]	✓ ¹⁶	IJDAR
8	Medical and Biological Vision Object Detection	Malaria and Sickle Cells Detection in Blood Films [3]	✓ ¹⁷	MICCAI
9	Climate related Video: Action and Event Understanding	Photographed Lightning Events SA [43]	✓ ¹⁸	Data in Brief
10	Animals, Wildlife related Photogrammetry and Remote Sensing	Effects of Land cover change on Great Apes distribution in South East Cameroon [44]	-	Scientific Reports

African computer vision datasets face several challenges despite efforts from the local communities to collect and promote high-quality data [45]. To consider all contributions with African data, we explore unofficial datasets in addition to those that have been officially published. Our bottom-up approach resulted in 96 officially published datasets and 33 unofficial ones published in challenges and data host platforms.

We show the categories and corresponding number of datasets in Figure 2 for a total of 31 categories, which shows the variability of the topics with a strong emphasis on benefiting African communities. Our taxonomy categorizes the datasets with respect to applications (e.g., remote sensing and wildlife related) and tasks (e.g., object detection and image segmentation). We show under applications 19 categories, while tasks has 12 categories. When we look at certain application categories, e.g., document analysis and understanding, forests, plants and agriculture related or animals, wildlife related are all applications that have a positive impact on the continent. Looking at the top five categories, most datasets were on general computer vision tasks of image classification (60 datasets) and object detection (36 datasets). This was followed by datasets that were related to Humans face, body, pose, gestures or movement (22 datasets). In addition to both forests, plants, agriculture related datasets (18 datasets) and document analysis ones (17 datasets).

In Table 1 and 2, we provide only 10 entries from our collection of African computer vision datasets for each, the officially published and the unofficial ones, respectively. For the full collection of African computer vision datasets refer to our publicly available repository²⁰. Additionally, we show the publicly available datasets and provide their access. Some of the official ones include datasets published in CVPR, IJDAR, LREC on various topics including video understanding, remote sensing and document analysis and

understanding. Through our full data we found multiple African datasets publishing in *Data in Brief*, although not a high impact journal, yet it provides a source for African data that can be used for small-scale projects and challenges in Africa.

For the unofficial datasets it was difficult to retrieve the year of publishing the challenge as it was not necessarily shared and dependant on the challenge platform. We mainly provided whether it is publicly available and provide their access, in addition to the country where the data was collected. In the unofficial datasets (see Table 2) it is mostly retrieved from Zindi, the African data science competition platform. In these collected datasets both South Africa and Kenya are among the top dataset contributors.

Finally, we provide a list of some of the funding agencies that encourage African dataset acquisition. Among the well known ones; *AfriLabs*²¹, *Code for Africa*²², *The Engine Room*²³, *African Union Development Agency (AUDA-NEPAD)*²⁴, *African Development Bank (AfDB)*²⁵, *African Union*²⁶, *Open Data Portal*²⁷, *Lacuna Fund*²⁸, *Partnership for African Social and Governance Research (PASGR)*²⁹, and *DataFirst*³⁰.

20. <https://github.com/Ro-ya-cv4Africa/acvdatasets>

21. <https://www.afrilabs.com>
 22. <https://opportunities.codeforafrica.org>
 23. <https://www.theengineroom.org>
 24. <https://www.nepad.org>
 25. <https://www.afdb.org>
 26. <https://au.int>
 27. <https://dataportals.org/about>
 28. <https://lacunafund.org/datasets>
 29. <https://www.pasgr.org>
 30. <https://www.datafirst.com>

TABLE 2: Unofficial African Datasets.

	Category	Dataset Name	Available	Short Description	Country
1	Image Classification Autonomous Driving, ADAS, Transportation related	Pothole	✓ ³¹	Images of South African streets with or without potholes	South Africa
2	Food, Nutrition related Image Classification	Nigeria Food AI Dataset	✓ ³²	Images of 14 distinct indigenous Nigerian dishes	Nigeria
3	Forests, Plants, Agriculture related Image Classification	Kenya Crop Type Detection	✓ ³³	Images of crop fields	Kenya
4	Image Segmentation Humans: Face, Body, Pose, Gesture, Movement	Spot the Mask Challenge	✓ ³⁴	Images of people wearing masks.	-
5	Image Segmentation Image Classification	Road Segment Identification	✓ ³⁵	Images of different landscapes with or without road segments	South Africa
6	Animals, Wildlife related Object Detection	Local Ocean Conservation Sea Turtle Face Detection	✓ ³⁶	Images of sea turtles.	Kenya
7	Image Classification	Bill Classification in Tunisia Challenge	✓ ³⁷	Receipts images of restaurants, parking, fuel and transport	Tunisia
8	Image Classification Object detection	Computer Vision for License Plate Recognition Challenge	✓ ³⁸	Vehicle licence plates images	Tunisia
9	Forests, Plants, Agriculture related Object Detection	Digital Africa Plantation Counting Challenge	✓ ³⁹	Images contains palm trees	Côte d'Ivoire
10	Image Classification Humans: Face, Body, Pose, Gesture, Movement	Task Mate Kenyan Sign Language Classification Challenge	✓ ⁴⁰	Images contains Kenya Signs Languages	Kenya

5 AFRICAN COMPUTER VISION TOPICS

In this section, we study the research topics and recurring keywords in the computer vision field in Africa on the *full* set of publications. In this analysis, we preferably used the *full* set instead of the *refined* set, since the *refined* set depends on the top 50 keywords from global computer vision in their query generation. Thus, it can skew the results. These keywords are retrieved using an off-the-shelf tool as described in Section 3.2. Out of 187,812 keywords, we only identify the top 30 recurring ones. We remove four keywords from this top 30 list corresponding to general Computer Vision research, which are of less interest in our fine-grained topics analysis, these keywords are (*Computer Vision*, *Camera*, *Convolutional Neural Networks* and *Deep Learning*). We manually categorize these keywords to create a taxonomy of the researched Computer Vision topics in the continent.

Surprisingly, we found keywords such as *Galaxies* and *Crystalline Texture*, to verify their relevance we inspect five random publications for each. We found that *Crystalline Texture* is used in publications related to texture analysis and classification which is relevant to computer vision.

31. <https://zindi.africa/competitions/miia-pothole-image-classification-challenge/data>
32. <https://www.kaggle.com/datasets/elinteerie/nigeria-food-ai-dataset/data>
33. <https://www.kaggle.com/datasets/warcoder/kenya-crop-type-detection>
34. <https://zindi.africa/competitions/spot-the-mask/data>
35. <https://zindi.africa/competitions/road-segment-identification/data>
36. <https://zindi.africa/competitions/local-ocean-conservation-sea-turtle-face-detection/data>
37. <https://zindi.africa/competitions/bill-classification-in-tunisia-challenge/data>
38. <https://zindi.africa/competitions/ai-hack-tunisia-2-computer-vision-challenge-2/data>
39. <https://zindi.africa/competitions/digital-africa-plantation-counting-challenge/data>
40. <https://zindi.africa/competitions/kenyan-sign-language-classification-challenge/data>

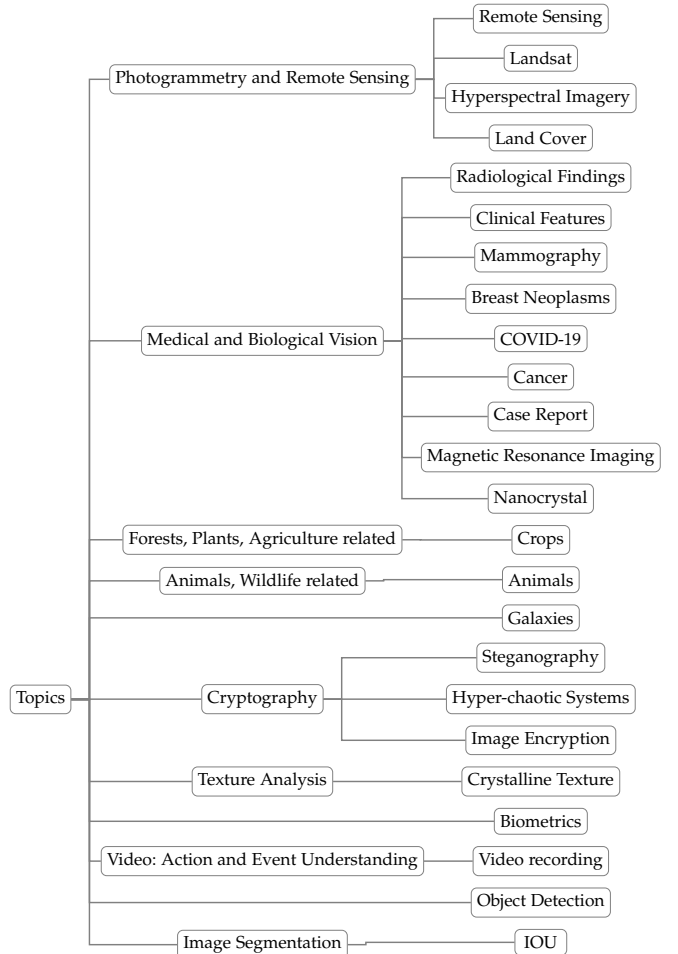


Fig. 3: Topic categories and keywords taxonomies of the retrieved publications.

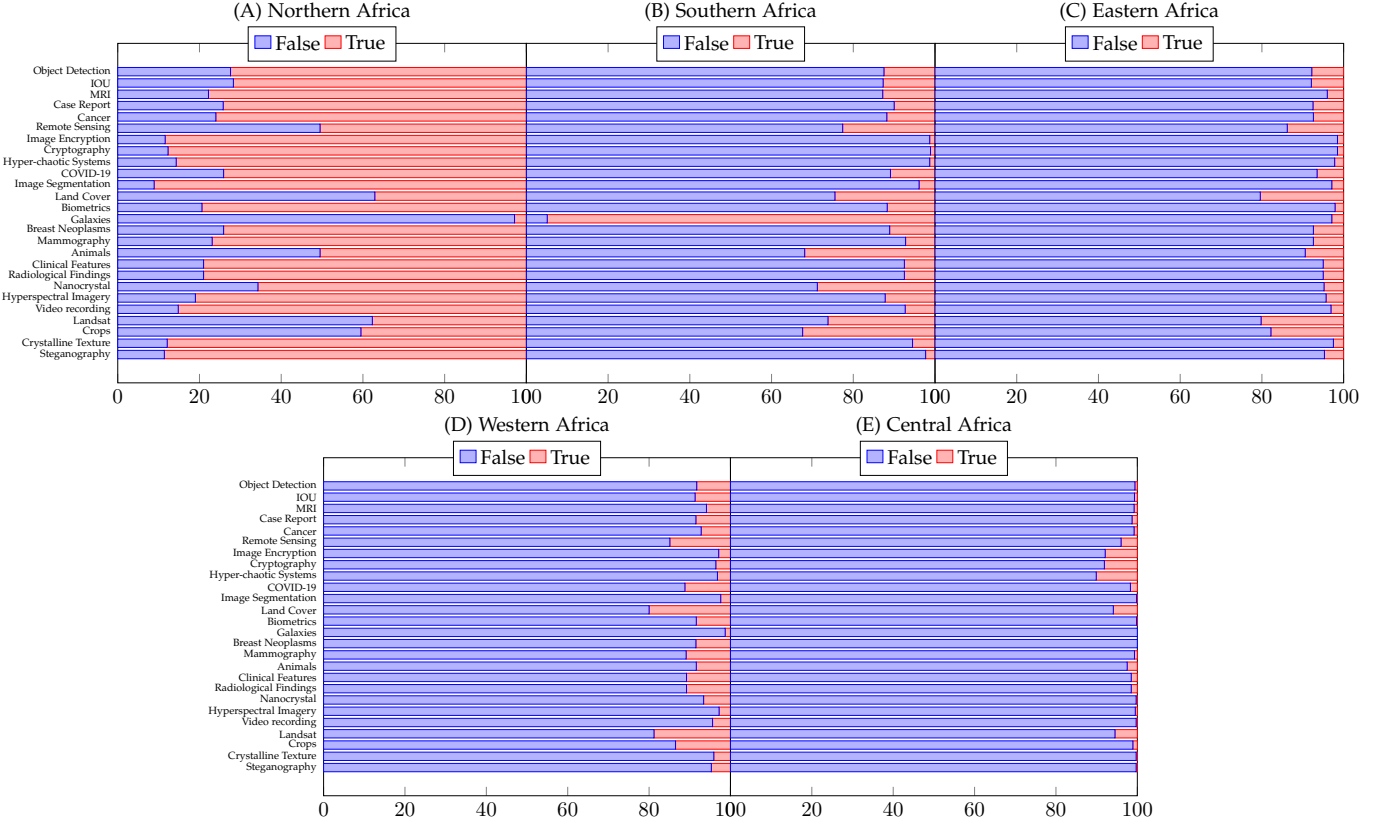


Fig. 4: Keywords analysis of the top 30 recurring keywords. (A-E) Distribution of the most recurring keywords per African region. Red indicates the percentage of publications within the corresponding region indexed with that keyword. We remove four words from the top-30 set corresponding to general topics in Computer Vision (i.e., Computer Vision, Camera, Deep Learning, Convolutional Neural Networks) to focus on fine-grained topics.

However, the keyword *Galaxies* is used in publications that are relevant [46], but others are not [47]. In Figure 3 we show the created taxonomy of the topic categories and the referred keywords. Three topics emerged during our keywords analysis that were not present when conducting the datasets analysis, which are *Galaxies*, *Texture Analysis* and *Cryptography*. In Figure 4 (A-E), we show the distribution of these top 30 keywords per African region, to identify which region is the most contributing to that topic. Note that in Figure 4 (A) the term *object detection* has around 70% of the publications from Northern Africa, while the remaining ones are from sub-saharan Africa. Additionally, some papers can be counted multiple times as they include authors from different African regions.

Inspecting the top 30 keywords distribution per keyword and African region, Figure 4 (A) shows that for *Image Segmentation* Northern Africa contributes higher than other regions with around 90%. Interestingly, Figure 4 (B) shows that *Galaxies* is mostly researched in Southern Africa, which is hard to discern automatically whether it is relevant to computer vision or not as detailed earlier. Yet we identify some publications that are categorized under Computer Vision and it might be related to the Square Kilometre Array project that is hosted in Southern Africa. Figure 4 (C, D) show both Eastern and Western Africa with keywords *Landsat* and *Land Cover* showing as around the second or third regions researching that topic, where Northern and

Southern regions are mostly dominating these. The question of whether certain regions are working on their most urgent needs or not remains unanswered but is beyond the scope of this study. Nonetheless, this distribution of topics per region is an enabler for researchers and policy makers to make informed decisions on this previous question.

6 PUBLISHING AND COLLABORATION TRENDS

We demonstrate the publishing patterns for the different African regions in the computer vision field over the last ten years (2012-2022). Figure 5 shows the number of publications, on the logarithmic scale, from the *refined* set with at least one author working in an African institution. It shows that institutions in Northern and Southern Africa are the two highest regions publishing in computer vision, constructing around 88.5% of the total publications. Looking upon Eastern and Western Africa we notice growth of the publications over the period 2016-2022.

We perform a separate geo-temporal analysis on top-tier publications only. Figure 6 shows the number of publications in the aforementioned venues across the different continents over the last ten years. We show the publication-researcher pairs as we want to fairly document the number of researchers from African institutions that can publish in these leading venues. It clearly shows that North America and Asia are the ones mostly publishing in top-tier venues with around three quarters (74%) of these publications

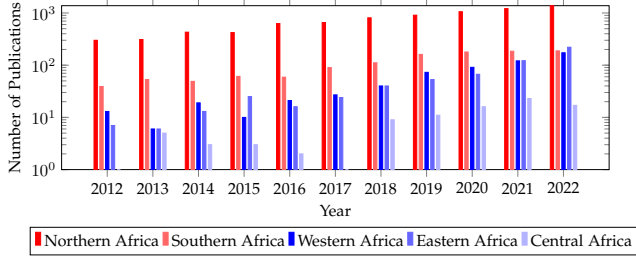


Fig. 5: Scopus-indexed computer vision publications per African region across the time interval 2012-2022 showing the number of publications. We use the logarithmic scale. It shows consistent growth in Northern and Southern regions’ publications, and a recent increase in Eastern and Western Africa (2016-2022). However, Central Africa is the most in need of improving the computer vision capacity.

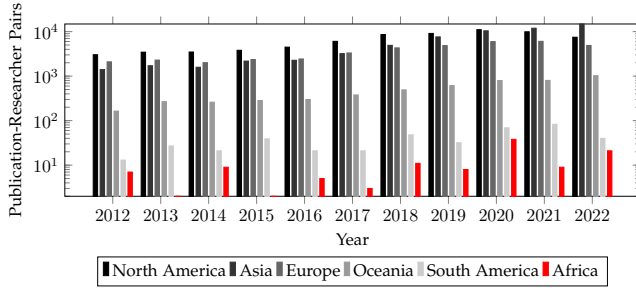


Fig. 6: Publications in top-tier venues (*CVPR*, *ICCV*, *ECCV*, *ICML*, *NeurIPS*, *ICLR*, *MICCAI*, *TPAMI*, *IJCV*) across all continents showing number of researcher-publication pairs per continent over the last ten years, with Africa highlighted in red.

stemming from them. However, when looking to Africa it only constitutes 0.06% of the total publications, and over the years it does not show a consistent increase and growth in the number of publications.

To understand the collaboration patterns in African computer vision publications, we analyze the African *vs.* international collaborations in terms of the number of publications over the last ten years. Figure 7 demonstrates that most of the publications are dominated by international collaborations with a very minimal amount of African collaborations [16], [18], forming only 3.9% of the total publications. Since African countries share some of the problems and bottlenecks they are facing, pan-African collaborations can strengthen the continent’s research eco-system.

7 LARGE-SCALE QUESTIONNAIRE

In this section we document the results from our large-scale questionnaire to understand African researchers views of the field and the barriers they are facing. We started with a pilot study [17], where we discussed open questions within a participatory framework, we asked 14 community members from Egypt, Nigeria, Cameroon, and Benin about the barriers facing African computer vision researchers. The results from the pilot study were used to guide and refine the questions in the large-scale questionnaire. We publicly shared our large-scale survey through Deep Learning Indaba platform to gain insights into the current issues

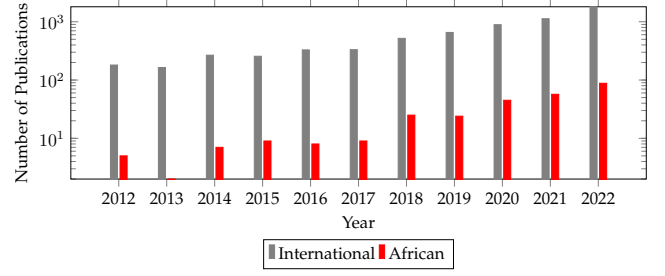


Fig. 7: Collaboration patterns analysis showing the distribution of African versus international collaborations over the last ten years.

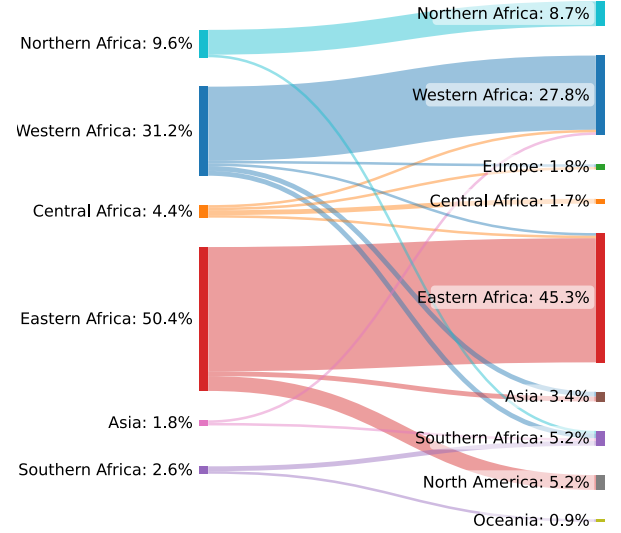


Fig. 8: Participants’ distribution in the region of citizenship (left) against region of residence (right)

from African researchers’ views. We received 115 responses, capturing views of African researchers across the continent. Most of the participants of our questionnaire were graduated students constituting 44%, followed by undergraduate students at 28%. Based on our analysis of the participants, we show the distribution of citizenship and residence of the participants in Figure 8. It can be observed that the majority of the participants are from Eastern Africa at 50.4% followed by Western Africa at 31.2% while the least participation is from the Southern region. It also demonstrates that the majority of the participants were not only African citizens, but they are also residing in Africa to better reflect the continent’s research eco-system.

We start with an overview of the results followed by a fine-grained analysis and focus on two main questions: (i) “What can you identify as Top-3 setbacks/structural barriers in African computer vision research? Select from the list and/or add more under Others.” (ii) “What do you think is the Top-2 urgent directions to improve the computer vision research eco-system in Africa? Select from the list and/or add more under Others.” For the first question we found the highest three barriers were lack of funding, low

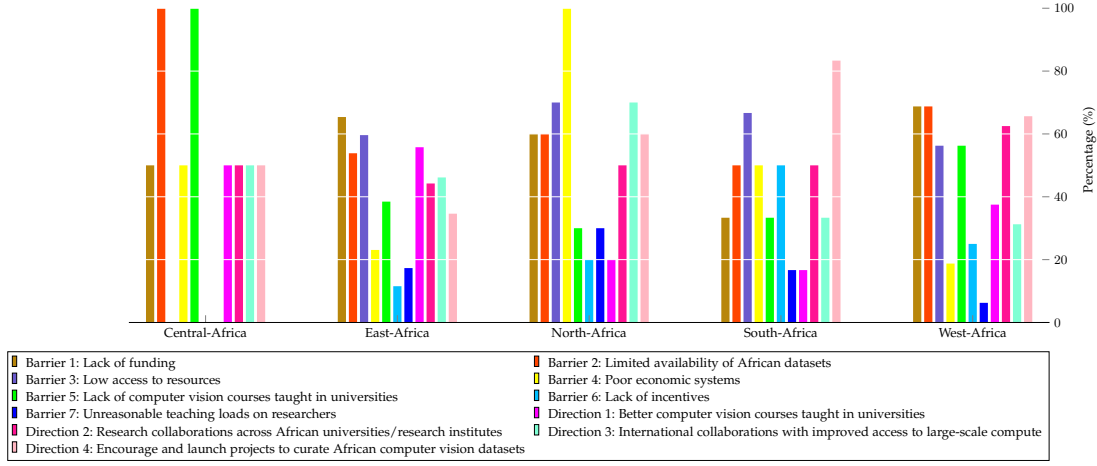


Fig. 9: Fine-grained analysis based on regional representation within Africa. It shows the answers for two questions on the top-3 barriers facing African researchers and the top-2 urgent directions they believe are important to tackle. Participants can choose multiple answers, and the percentage is the number of responses for a specific answer with respect to the total participation per region.

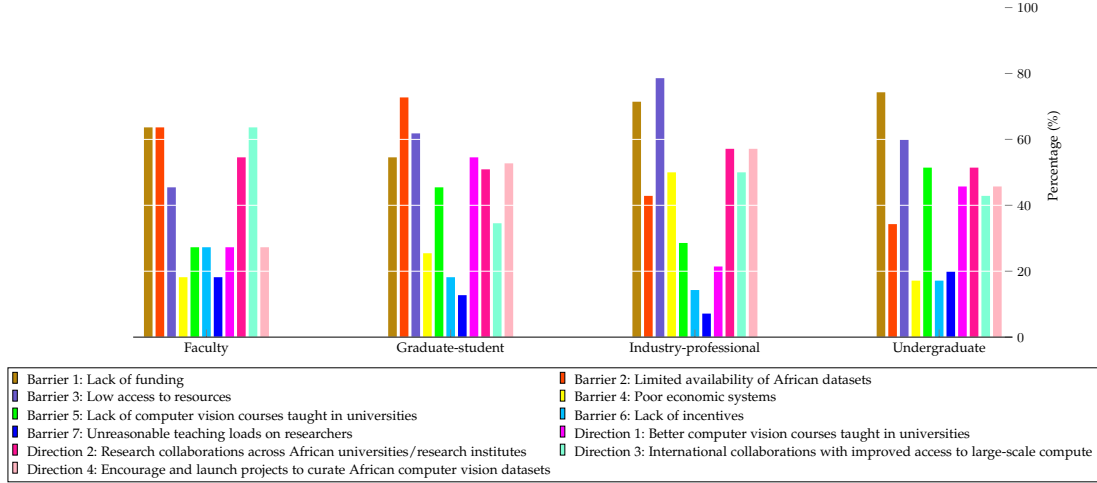


Fig. 10: Fine-grained Analysis based on career position. It shows the answers for two questions on the top-3 barriers facing African researchers and the top-2 urgent directions they believe are important to tackle. Participants can choose multiple answers, and the percentage is the number of responses for a specific answer with respect to the total participation per position.

access to resources (e.g., compute) and limited availability of African datasets. For the second question we found the top two directions from the participants views were, establishing research Collaborations across African universities and launching projects to curate African Computer Vision datasets.

For the fine-grained analysis we show the distribution of the responses per African region and per career position for the former two questions. Note that participants chose multiple answers for these questions and percentages are computed with respect to the total participants per answer. Figure 9 shows the distribution with respect to the African regions for the two former questions. The responses from Eastern Africa agreed more on “Barrier 1: Lack of funding” for the first question and “Direction 1: Better Computer Vision courses taught in universities” for the second. While

South Africans appear to agree more on “Barrier 3: Low access to resources” for the first question and “Direction 4: Launching projects to curate African Computer Vision datasets” for the second.

Figure 10 shows fine-grained analysis with respect to career position for both questions. Although graduate students agree more on “Direction 1: Better computer vision courses taught in universities” for the second question at 54.5%, industry professionals hardly agree with this at 21.4%. They rather see that directions towards establishing “Direction 2: Collaborations among African universities” and “Direction 4: Launching projects to curate African datasets” more important. The collected responses also support the recommendation by [17] that establishing a balance of both internal and external collaboration is one of the important tools to address these barriers. We believe the

progressive spread of cutting-edge techniques in Computer Vision through local training and regional competitions, could promote technical expertise and ensure the availability of datasets. In addition to establishing African collaborations on the university level in both research and improving Computer Vision courses.

8 CONCLUSION

We presented a survey of the African computer vision datasets and topics and provided taxonomies of the categories within applications and tasks in the field. Our study provided a catalog of datasets to aid small-scale projects in Africa and to encourage and launch projects to curate computer vision datasets within the taxonomy of listed research topics. Moreover, we have shown per region distribution of the most recurring research topics in Computer Vision in the continent to guide researchers and policy makers in identifying whether our research aligns with the communities' needs or not. Additionally, our study documented inequity in computer vision research among the different regions and globally. Finally, a large-scale questionnaire revealed a predominant participation from Eastern Africa, highlighting regional disparities in responses. Consensus among participants pointed to key barriers such as limited funding and inadequate computational resources, emphasizing the urgent need for both internal and external collaboration, as outlined in our study. For our future work, we aim to focus on the creation of an academic committee to discuss the computer vision syllabus and its dissemination through courses or summer schools organized in the continent.

ACKNOWLEDGMENTS

We thank *SisonkeBiotik*, the Machine Learning for Health Research in Africa, and *Masakhane*, the African community for Natural Language Processing, for their support in the development of this research paper. All the co-authors are members of *Ro'ya-CV4Africa*, a community dedicated to Computer Vision by Africans and for Africans.

CREDIT AUTHORSHIP CONTRIBUTION STATEMENT

Abdul-Hakeem Omotayo Conceptualization, Methodology, Investigation, Validation, Visualization, Dataset Curation, Writing - Original Draft, Writing - Review & Editing. **Ashery Mbilinyi** Methodology, Validation, Investigation, Data Curation, Writing- Original Draft. **Lukman E. Ismaila** Conceptualization, Methodology, Validation, Visualization, Dataset Curation, Writing - Review & Editing. **Houcemed-dine Turki** Methodology, Software, Visualization, Investigation, Writing - Review & Editing. **Mahmoud Abdien** Methodology, Validation, Data Curation, Writing - Original Draft. **Karim Gamal** Methodology, Software, Validation, Data Curation. **Idriss Tondji** Data curation. **Yvan Pimi** Methodology, Validation, Data Curation. **Naome A. Etori** Data Curation, Writing - Review & Editing, Investigation. **Marwa M. Matar** Validation, Data Curation. **Clifford Broni-Bediako** Data Curation, Writing - Review & Editing. **Abigail Oppong** Data Curation, Validation. **Mai Gamal** Methodology, Visualization. **Eman Ehab** Methodology, Validation, Data Curation. **Gbetondji Dovonon** Methodology,

Software. **Zainab Akinjobi** Methodology, Software. **Daniel Ajisafe** Data Curation, Validation, Writing - Review & Editing. **Oluwabukola G. Adegboro** Data Curation, Writing - Original draft, Visualization, Writing - Review & Editing. **Mennatullah Siam** Supervision, Project administration, Conceptualization, Validation, Visualization, Data Curation, Writing - Review & Editing.

REFERENCES

- [1] R. Sefala, T. Gebru, N. Moorosi, and R. Klein, "Constructing a visual dataset to study the effects of spatial apartheid in south africa," in *Proceedings of the Conference on Neural Information Processing Systems Datasets and Benchmarks Track*, 2021. [Online]. Available: <https://openreview.net/forum?id=WV0waZz9dTF> 1
- [2] W. Sirko, S. Kashubin, M. Ritter, A. Annkah, Y. S. E. Bouchareb, Y. Dauphin, D. Keysers, M. Neumann, M. Cisse, and J. Quinn, "Continental-scale building detection from high resolution satellite imagery," *arXiv preprint arXiv:2107.12283*, 2021. 1
- [3] P. Manescu, C. Bendkowski, R. Claveau, M. Elmi, B. J. Brown, V. Pawar, M. J. Shaw, and D. Fernandez-Reyes, "A weakly supervised deep learning approach for detecting malaria and sickle cells in blood films," in *Proceedings of the Medical Image Computing and Computer Assisted Intervention*. Springer, 2020, pp. 226–235. 1, 6
- [4] R. Nakasi, J. F. Tusubira, A. Zawedde, A. Mansourian, and E. Mwebaze, "A web-based intelligence platform for diagnosis of malaria in thick blood smear images: A case for a developing country," in *Proceedings of the IEEE/CVF Conference on Computer Vision and Pattern Recognition Workshops*, 2020, pp. 984–985. 1
- [5] P. Roshanibrizi, H. R. Roth, A. Tompsett, A. R. Paulli, K. Brown, J. Rwebembera, E. Okello, A. Beaton, C. Sable, and M. G. Linguraru, "Ensembled prediction of rheumatic heart disease from ungated doppler echocardiography acquired in low-resource settings," in *Proceedings of the Medical Image Computing and Computer Assisted Intervention*. Springer, 2022, pp. 602–612. 1
- [6] K. Grauman, A. Westbury, E. Byrne, Z. Chavis, A. Furnari, R. Girdhar, J. Hamburger, H. Jiang, M. Liu, X. Liu *et al.*, "Ego4D: Around the world in 3,000 hours of egocentric video," in *Proceedings of the IEEE/CVF Conference on Computer Vision and Pattern Recognition*, 2022, pp. 18995–19012. 1, 6
- [7] N. M. Kinyanjui, T. Odonga, C. Cintas, N. C. Codella, R. Panda, P. Sattigeri, and K. R. Varshney, "Fairness of classifiers across skin tones in dermatology," in *Proceedings of the Medical Image Computing and Computer Assisted Intervention*. Springer, 2020, pp. 320–329. 1
- [8] J. Buolamwini and T. Gebru, "Gender shades: Intersectional accuracy disparities in commercial gender classification," in *Proceedings of the Conference on Fairness, Accountability and Transparency*. PMLR, 2018, pp. 77–91. 1
- [9] T. Zhou, F. Porikli, D. J. Crandall, L. Van Gool, and W. Wang, "A survey on deep learning technique for video segmentation," *IEEE Transactions on Pattern Analysis and Machine Intelligence*, vol. 45, no. 6, pp. 7099–7122, 2022. 1
- [10] S. Minaee, Y. Boykov, F. Porikli, A. Plaza, N. Kehtarnavaz, and D. Terzopoulos, "Image segmentation using deep learning: A survey," *IEEE transactions on pattern analysis and machine intelligence*, vol. 44, no. 7, pp. 3523–3542, 2021. 1
- [11] J. E. Lewis, A. Abdilla, N. Arista, K. Baker, S. Benesiinaabandan, M. Brown, M. Cheung, M. Coleman, A. Cordes, J. Davison *et al.*, "Indigenous protocol and artificial intelligence position paper," 2020. 1, 2
- [12] S. Mhlambi, "From rationality to relationality: ubuntu as an ethical and human rights framework for artificial intelligence governance," *Carr Center for Human Rights Policy Discussion Paper Series*, vol. 9, 2020. 1
- [13] S. Mohamed, M.-T. Png, and W. Isaac, "Decolonial ai: Decolonial theory as sociotechnical foresight in artificial intelligence," *Philosophy & Technology*, vol. 33, pp. 659–684, 2020. 1, 2
- [14] E. Bondi, L. Xu, D. Acosta-Navas, and J. A. Killian, "Envisioning communities: a participatory approach towards ai for social good," in *Proceedings of the 2021 AAAI/ACM Conference on AI, Ethics, and Society*, 2021, pp. 425–436. 1, 2

- [15] C. B. Currin, M. N. Asiedu, C. Fourie, B. Rosman, H. Turki, A. L. Tonja, J. Abbott, M. Ajala, S. A. Adedayo, C. C. Emezue, and D. Machangara, "A framework for grassroots research collaboration in machine learning and global health," in *2023 ICLR First Workshop on Machine Learning & Global Health*, 2023. [Online]. Available: https://openreview.net/forum?id=jHY_G91R880 1, 2
- [16] H. Turki, H. Sekkal, A. Pouris, F.-A. M. Ifeanyichukwu, C. Namayega, H. Lrhoul, M. A. H. Taieb, S. A. Adedayo, C. Fourie, C. B. Currin, M. N. Asiedu, A. L. Tonja, A. T. Owodunni, A. Dere, C. C. Emezue, S. H. Muhammad, M. M. Isa, M. Banat, and M. B. Aouicha, "Machine learning for healthcare: A bibliometric study of contributions from africa," *Preprints*, May 2023. [Online]. Available: <https://doi.org/10.20944/preprints202302.0010.v2> 2, 3, 9
- [17] A. H. Omotayo, M. Gamal, E. Ehab, G. Dovonon, Z. Akinjobi, I. Lukman, H. Turki, M. Abdien, I. Tondji, A. Oppong, Y. Pimi, K. Gamal, and M. Siam, "Towards a better understanding of the computer vision research community in africa," in *Proceedings of the 3rd ACM Conference on Equity and Access in Algorithms, Mechanisms, and Optimization*, 2023. 2, 9, 10
- [18] A. Pouris and Y.-S. Ho, "Research emphasis and collaboration in africa," *Scientometrics*, vol. 98, pp. 2169–2184, 2014. 2, 9
- [19] R. Sooryamoorthy, R. Gupta, B. Gupta *et al.*, "Science in africa: contemporary trends in research," *Journal of Scientometric Research*, vol. 10, no. 3, pp. 366–372, 2021. 2
- [20] A. Tlili, F. Altinay, R. Huang, Z. Altinay, J. Olivier, S. Mishra, M. Jemni, and D. Burgos, "Are we there yet? a systematic literature review of open educational resources in africa: A combined content and bibliometric analysis," *Plos one*, vol. 17, no. 1, p. e0262615, 2022. 2
- [21] F. H. Guleid, R. Oyando, E. Kabia, A. Mumbi, S. Akech, and E. Barasa, "A bibliometric analysis of covid-19 research in africa," *BMJ Global Health*, vol. 6, no. 5, p. e005690, 2021. 2
- [22] T. H. Musa, J. Kawuki, and H. H. Musa, "Bibliometric analysis of the african health sciences' research indexed in web of science and scopus," *African Health Sciences*, vol. 22, no. 2, pp. 704–716, 2022. 2
- [23] H. Chen and Z. Deng, "Bibliometric analysis of the application of convolutional neural network in computer vision," *IEEE Access*, vol. 8, pp. 155417–155428, 2020. 2
- [24] U. Iqbal, M. Z. B. Riaz, J. Barthelemy, P. Perez, and M. B. Idrees, "The last two decades of computer vision technologies in water resource management: A bibliometric analysis," *Water and Environment Journal*, 2023. 2
- [25] A. Birhane and O. Guest, "Towards decolonising computational sciences," *arXiv preprint arXiv:2009.14258*, 2020. 2
- [26] P. Kalluri, "Don't ask if artificial intelligence is good or fair, ask how it shifts power. nature. 7 july 2020," 2021. 2
- [27] M. Whittaker, M. Alper, C. L. Bennett, S. Hendren, L. Kazianus, M. Mills, M. R. Morris, J. Rankin, E. Rogers, M. Salas *et al.*, "Disability, bias, and ai," *AI Now Institute*, p. 8, 2019. 2
- [28] J. Deng, W. Dong, R. Socher, L.-J. Li, K. Li, and L. Fei-Fei, "ImageNet: A large-scale hierarchical image database," in *Proceedings of the IEEE Conference on Computer Vision and Pattern Recognition*, 2009, pp. 248–255. 3
- [29] A. Krizhevsky, I. Sutskever, and G. E. Hinton, "ImageNet classification with deep convolutional neural networks," *Communications of the ACM*, vol. 60, no. 6, pp. 84–90, 2017. 3
- [30] A. Sirohi, A. Malik, Isha, and A. K. Luhach, "A review on various deep learning techniques for identification of plant diseases," *Communications in Computer and Information Science*, vol. 1393, p. 487–498, 2021, cited by: 1. 3
- [31] A. Khamparia, A. Singh, A. K. Luhach, B. Pandey, and D. K. Pandey, "Classification and identification of primitive kharif crops using supervised deep convolutional networks," *Sustainable Computing: Informatics and Systems*, vol. 28, p. 100340, 2020. 3
- [32] W. Doaemo, M. Mohan, E. Adrah, S. Srinivasan, and A. P. Dalla Corte, "Exploring forest change spatial patterns in papua new guinea: A pilot study in the bumbi river basin," *Land*, vol. 9, no. 9, p. 282, 2020. 3
- [33] B. Jin, M. V. O. Segovia, and S. Süssstrunk, "Webly supervised semantic segmentation," *Proceedings of the IEEE Conference on Computer Vision and Pattern Recognition*, vol. 2017-January, pp. 1705–1714, 2017, cited by: 54; All Open Access, Green Open Access. 3
- [34] J. T. McCoy, S. Kroon, and L. Auret, "Variational autoencoders for missing data imputation with application to a simulated milling circuit," vol. 51, no. 21, 2018, p. 141–146, cited by: 42; All Open Access, Bronze Open Access. 4
- [35] M. S. Hamed, S. O. Oseni, A. Kumar, G. Sharma, and G. T. Mola, "Nickel sulphide nano-composite assisted hole transport in thin film polymer solar cells," *Solar Energy*, vol. 195, p. 310–317, 2020, cited by: 21. 4
- [36] T. Brown, B. Mann, N. Ryder, M. Subbiah, J. D. Kaplan, P. Dhariwal, A. Neelakantan, P. Shyam, G. Sastry, A. Askell *et al.*, "Language models are few-shot learners," *Advances in Neural Information Processing Systems*, vol. 33, pp. 1877–1901, 2020. 4
- [37] D. Bashkirova, M. Abdelfattah, Z. Zhu, J. Akl, F. Alladkani, P. Hu, V. Ablavsky, B. Calli, S. A. Bargal, and K. Saenko, "Zerowaste dataset: towards deformable object segmentation in cluttered scenes," in *Proceedings of the IEEE/CVF Conference on Computer Vision and Pattern Recognition*, 2022, pp. 21147–21157. 6
- [38] I. Abdulmumin, S. R. Dash, M. A. Dawud, S. Parida, S. Muhammad, I. S. Ahmad, S. Panda, O. Bojar, B. S. Galadanci, and B. S. Bello, "Hausa visual genome: A dataset for multi-modal English to Hausa machine translation," in *Proceedings of the Thirteenth Language Resources and Evaluation Conference*, N. Calzolari, F. Béchet, P. Blache, K. Choukri, C. Cieri, T. Declerck, S. Goggi, H. Isahara, B. Maegaard, J. Mariani, H. Mazo, J. Odijk, and S. Piperidis, Eds. Marseille, France: European Language Resources Association, Jun. 2022, pp. 6471–6479. [Online]. Available: <https://aclanthology.org/2022.lrec-1.694> 6
- [39] L. Muhammad, E. A. Algehyne, S. S. Usman, I. Mohammed, A. Abdulkadir, M. B. Jibrin, and Y. M. Malgwi, "Deep learning models for predicting covid-19 using chest x-ray images," *Trends and Advancements of Image Processing and Its Applications*, pp. 127–144, 2022. 6
- [40] K. E. Amraoui, M. Lghoul, A. Ezzaki, L. Masmoudi, M. Hadri, H. Elbelrhiti, and A. A. Simo, "Avo-airdb: An avocado uav database for agricultural image segmentation and classification," *Data in Brief*, vol. 45, p. 108738, 2022. 6
- [41] C. Lelong and H. Herimandimby, "Land use/land cover map of vavatenina region (madagascar) produced by object-based analysis of very high spatial resolution satellite images and geospatial reference data," *Data in Brief*, vol. 44, p. 108517, 2022. 6
- [42] R. Elanwar, W. Qin, M. Betke, and D. Wijaya, "Extracting text from scanned arabic books: a large-scale benchmark dataset and a fine-tuned faster-r-cnn model," *International Journal on Document Analysis and Recognition (IJDAR)*, vol. 24, no. 4, pp. 349–362, 2021. 6
- [43] H. G. Hunt, "Dataset of photographed lightning events attaching to and around the brixton tower, johannesburg, south africa for the 2015-2016 thunderstorm season," *Data in Brief*, vol. 30, p. 105630, 2020. 6
- [44] Y. G. Yuh, Z. N. Dongmo, P. K. N'Goran, H. Ekodeck, A. Mengamenya, H. Kuehl, T. Sop, W. Tracz, M. Agunbiade, and T. Elvis, "Effects of land cover change on great apes distribution at the lobéké national park and its surrounding forest management units, south-east cameroon. a 13 year time series analysis," *Scientific Reports*, vol. 9, no. 1, p. 1445, 2019. 6
- [45] C. T. Okolo, K. Aruleba, and G. Obaido, "Responsible ai in africa—challenges and opportunities," *Responsible AI in Africa: Challenges and Opportunities*, pp. 35–64, 2023. 6
- [46] E. Fielding, C. N. Nyirenda, and M. Vaccari, "The classification of optical galaxy morphology using unsupervised learning techniques," in *Proceedings of the International Conference on Electrical, Computer and Energy Technologies (ICECET)*, 2022, pp. 1–6. 8
- [47] R. Shirley, K. Duncan, M. Campos Varillas, P. Hurley, K. Matek, Y. Roehly, M. Smith, H. Aussel, T. Bakx, V. Buat *et al.*, "Help: the herschel extragalactic legacy project," *Monthly Notices of the Royal Astronomical Society*, vol. 507, no. 1, pp. 129–155, 2021. 8