

Local Hamiltonian decomposition and classical simulation of parametrized quantum circuits

Bibhas Adhikari* and Aryan Jha†

Abstract. In this paper we develop a classical algorithm of complexity $O(K 2^n)$ to simulate parametrized quantum circuits (PQCs) of n qubits, where K is the total number of one-qubit and two-qubit control gates. The algorithm is developed by finding 2-sparse unitary matrices of order 2^n explicitly corresponding to any single-qubit and two-qubit control gates in an n -qubit system. Finally, we determine analytical expression of Hamiltonians for any such gate and consequently a local Hamiltonian decomposition of any PQC is obtained. All results are validated with numerical simulations.

Keywords. Parametrized quantum circuit, Hamiltonian, binary tree

1 Introduction

An open problem in Quantum Machine Learning (QML) is to determine an efficient ansatz which is employed for optimization of loss function for a quantum variational algorithm (VQA) on Noisy Intermediate-Scale Quantum (NISQ) computers. Several notions are introduced in the literature recently to characterize ansatzes and to study its influence on the performance of the VQAs. Ansatzes are also known as Parametrized Quantum Circuits (PQCs) which are also considered as machine learning models [2] and form an integral part of Quantum Neural Networks (QNNs) [1]. One of the fundamental issues in the study of ansatzes as parametrized quantum circuits (PQCs) is training the parameters that often is hindered by the adverse effect of barren plateau phenomena, which is concerned with vanishing of gradient of the loss function of the associated optimization function. The quantum landscape theory addresses the study of loss function landscape and its impact on the optimization process [8].

In general, analysis of a PQC is performed by considering it as a sequence of parametrized single-qubit gates and two-qubit controlled parametrized gates. A multi-layer periodic PQC is composed of multiple, say L identical layers of PQCs each of which represents a unitary matrix $U(\theta^l)$, $l = 1, \dots, L$, where $\theta^l = \{\theta_{lk}\}_{k=1}^K$ is a set of parameters which defines a single layer, and $U(\theta^l) = \prod_{k=1}^K e^{-i\theta_{lk}H_k}$, $\iota = \sqrt{-1}$, H_k is a trace-less Hermitian matrix. Properties of PQCs depend on the properties of the matrices H_k , $1 \leq k \leq K$, also known as *local Hamiltonians* corresponding to the unitary evolution associated with the PQCs. For instance, barren plateau induced by overparametrization phenomenon in QNNs with periodic structure is investigated through the dynamical Lie algebra defined by commutators of the operators H_k , also called generators for the unitary matrix $U(\theta^l)$ [7, 6, 4]. The limitation of noisy VQAs is demonstrated by using the properties of H_k s in [10].

It may further be noted that quantum circuits for n -qubit systems, as mentioned above, are usually analyzed by considering each layer of it as

$$U(\theta) = \prod_{k=1}^K e^{-i\theta_k H_k},$$

where $\theta = \{\theta_k\}$, the set of all the parameters, $\theta_k \in \mathbb{R}$, and H_k is a Hermitian matrix of order 2^n . Obviously, the QAOA circuit has this form, where two types of Hamiltonians are used, known as cost Hamiltonian and

*Corresponding author, Fujitsu Research of America, Inc., Santa Clara, CA, USA, Email: badhikari@fujitsu.com or bibhas.adhikari@gmail.com

†Undergraduate student, Department of Mathematics, IIT Kharagpur, India, Email: ariyanjha026@gmail.com

mixer Hamiltonian [3]. The main contribution of this paper is to show that the representation of any general one-layer quantum circuit is given by

$$U(\theta) = \prod_{k=1}^K e^{-i \sum_{p=1}^P \lambda_{pk}(\theta_k) H_{pk}(\theta_k)}, \quad (1)$$

where λ_{pk} is a real-valued function, $\theta = \{\theta_k\}$, $\theta_k = \{\theta_{mk}\}_{m=1}^M$, $\theta_{mk} \in \mathbb{R}$ for some positive integer M , $H_{pk}(\theta_k)$ is a parametrized Hermitian matrix of order 2^n , the *local Hamiltonians* for the circuit, K is the total number of one-qubit and two-qubit control gates, and P is the number of eigenvalues ($\neq 1$) of the unitary matrices $U_k(\theta_k)$ corresponding to the gates. Consider a one-layer circuit given in the left side of Figure 1, then an equivalent circuit is given in the right side, where the two-qubit control gates are separated from the strings of one-qubit gates, and hence the unitary matrix corresponding to the circuit can be written as $U(\theta) = \prod_{k=1}^K U_k(\theta_k)$, where $U_k(\theta_k)$ is a unitary matrix corresponding to a string of one-qubit gates or a two-qubit control gate. In Figure 1, the unitary matrix can be decomposed into product of 8 unitaries $U(\theta) = \prod_{k=1}^8 U_k(\theta_k)$, for any k , $U_k(\theta_k)$ represents the unitary matrix corresponding to either a string of single-qubit gates or a two-qubit control gate with i -th qubit as control and j -th qubit as target, with either $i < j$ or $i > j$. Then finding a (local) Hamiltonian corresponding to each $U_k(\theta_k)$, the equation (1) follows.

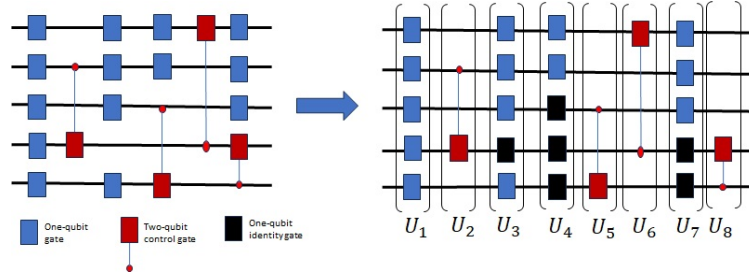


Figure 1: A single layer parametric quantum circuit and its equivalent quantum circuit with separated two-qubit control gates and string of single-qubit control gates

In this paper, we consider the string of one-qubit gates comprises of arbitrary one-qubit gates, and two-qubit control gates with arbitrary single-qubit gate for the target qubit. Then, for a string of one-qubit rotation gates it is straightforward to calculate the local Hamiltonians as described in Theorem 2.8. For a two-qubit control gate, we determine the corresponding unitary matrix $U(\theta_k)$ of order 2^n with respect to the canonical basis of the n -qubit Hilbert space. We observe that $U(\theta_k)$ is a 2-sparse block diagonal matrix in general, with a symmetry in its sparsity pattern. This matrix is obtained by introducing a complete quantum binary tree of order n , whose terminal nodes represent the canonical basis elements of the computational basis of the n -qubit Hilbert space. Due to the symmetric sparsity pattern of $U(\theta_k)$, it is not hard to calculate the eigenpairs of it which obviously depend on the eigenpairs of the single-qubit gate that is employed on the target qubit. Consequently, we determine the local Hamiltonians $H_{kp}(\theta_k)$ such that

$$U(\theta_k) = e^{-i \sum_{p=1}^P \lambda_{pk}(\theta_k) H_{pk}(\theta_k)},$$

where $\lambda_{pk}(\theta_k)$ is a function of eigenvalues of the target single-qubit gate defined by the parameter set θ_k . A similar method is adapted to derive local Hamiltonians corresponding to a string of arbitrary one-qubit gates in Theorem 2.9. Thus we derive a local Hamiltonian decomposition of the circuit given by equation (1), by interpreting a quantum circuit as described in Figure 1. We provide algorithms to determine all the obtained results and demonstrate their implementation through numerical examples.

Finally, using the obtained decomposition $U(\theta) = \prod_{k=1}^K U_k(\theta_k)$ and exploiting the sparsity pattern of $U_k(\theta_k)$, we determine analytical formulae of the probability amplitudes of the output quantum state for any input state for any quantum circuit defined by single-qubit and two-qubit control gates. We show that the time complexity of deriving these probability amplitudes is $O(K 2^n)$. Here we mention that the standard method in the literature for finding the unitary matrices corresponding to a string of one-qubit gates or a two-qubit gate in an n -qubit system is by finding the tensor product of the associated gates whose complexity

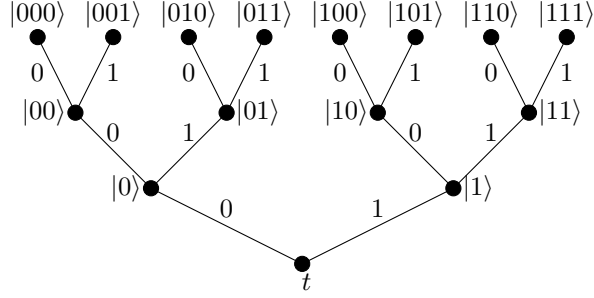


Figure 2: \mathcal{QT}_3

is $O((2^n)^2)$ [9]. Whereas, the proposed approach in this paper is optimal since there are possible 2^n non-zero probability amplitudes to compute for a state vector quantum simulator of any parametrized circuit on n -qubit systems. We mention that the results obtained in this paper have potential applications in many areas of quantum machine learning, including generation of probability distributions which we report in a forthcoming paper.

The remainder of the paper is organized as follows. In Section 2, we derive the Hamiltonians corresponding to a single-qubit and two-qubit gates in an n -qubit PQC and hence a local Hamiltonian decomposition of a PQC is obtained. In Section 3, we provide algorithms for finding probability amplitudes of any input quantum state of a PQC defined by one-qubit and two-qubit control gates.

2 Local Hamiltonian decomposition of quantum circuits

In this section, we derive the unitary matrices corresponding to a one-qubit and two-qubit control gates and their Hamiltonians for n -qubit systems, $n \geq 2$. We introduce the notion of quantum complete binary tree which provides a useful tool for working with the standard ordered basis elements of $\mathbb{C}^{2^{\otimes n}}$, the n -times tensor product of \mathbb{C}^2 .

We define a binary single-rooted tree of order n whose nodes represent single/multi-qubit basis states of complex Hilbert spaces of dimension up to 2^n , and we call it complete quantum binary tree (\mathcal{QT}_n). Thus \mathcal{QT}_n contains 2^n terminal nodes of order n with two nodes of order i stem from each node of order $i-1$, $1 \leq i \leq n$. The edges which stem from a node of order $i-1$ are labelled as 0 and 1 and the corresponding nodes of order i are represented by the states $|x0\rangle = |x\rangle \otimes |0\rangle$ and $|x1\rangle = |x\rangle \otimes |1\rangle$ respectively, where $|x\rangle$ denotes the state corresponding to the node of order $i-1$. The root node is denoted by t . If $i=1$ then the nodes which stem from t are represented by $|0\rangle$ and $|1\rangle$. Obviously, the terminal nodes of \mathcal{QT}_n represent the standard ordered basis elements of the 2^n dimensional complex Hilbert space, say \mathbb{C}^{2^n} . We depict \mathcal{QT}_n when $n=3$ in Figure 2. Then we have the following immediate observations about \mathcal{QT}_n .

- (a) Any node of order $i \geq 1$ in \mathcal{QT}_n represents an i -qubit basis state. The number of nodes of order i that represent i -qubit states with last qubit $|1\rangle$ is 2^{i-1} which equals the number of nodes of order $i-1$.
- (b) The number of n -qubit basis states that originate from a node of order i in \mathcal{QT}_n is 2^{n-i} . The nodes of order i in \mathcal{QT}_n whose last qubit is $|1\rangle$ give rise to n -qubit states that correspond to the terminal nodes of \mathcal{QT}_n , are those whose i -th qubit is $|1\rangle$. These n -qubit states correspond to the ordered basis elements $|xs\rangle = |x\rangle \otimes |s\rangle$ where $|s\rangle$ belongs to the ordered basis of the complex Hilbert space of dimension $n-i$ and $|x\rangle$ is the basis state corresponding to the node of order i , the i -qubit state.

Now we have the following proposition which will be used in the sequel.

Proposition 2.1. *Let $X \in \mathbb{C}^{n \times n}$ be a Hermitian matrix. For $\lambda \in \mathbb{R}$, $0 \neq x \in \mathbb{C}^n$, the pair (λ, x) is an eigenpair of X if and only if $(e^{-i\lambda}, x)$ is an eigenpair of $Y = e^{-iX}$.*

Proof: Let (λ_j, x_j) , $j = 1, \dots, n$ be the set of orthonormal eigenpairs of X . Then $X = \tilde{X} D_\lambda \tilde{X}^\dagger$ where $\tilde{X} = [x_1 \dots x_n]$ and $D_\lambda = \text{diag}(\lambda_1, \dots, \lambda_n)$. Now

$$Y = e^{-i\tilde{X} D_\lambda \tilde{X}^\dagger} = \tilde{X} e^{-iD_\lambda} \tilde{X}^\dagger = \sum_{j=1}^n e^{-i\lambda_j} x_j x_j^\dagger.$$

Then it can be easily checked that $Y x_j = e^{-i\lambda_j} x_j$. The converse of the theorem follows similarly. \square

We denote the computational basis of \mathbb{C}^{2^n} as $\{|k_1 k_2 \dots k_n\rangle : k_j \in \{0, 1\}, j = 1, \dots, n\}$. Then the k -th basis element is given by $|k_1 k_2 \dots k_n\rangle$, where $k = \sum_{\alpha=1}^n k_\alpha 2^{n-\alpha}$, $k_\alpha \in \{0, 1\}$, $0 \leq k \leq 2^n - 1$. Observe that the terminal nodes of \mathcal{QT}_n represent the elements of the ordered canonical basis from left to right. The computational basis of 1-qubit system is formed by $|0\rangle = \begin{bmatrix} 1 \\ 0 \end{bmatrix}$ and $|1\rangle = \begin{bmatrix} 0 \\ 1 \end{bmatrix}$.

First we derive generators of two-qubit control gates. Note that a fundamental difference between one-qubit and two-qubit control gates is that control gates are responsible for generating entanglements between qubits in the circuit and hence circuits consisting of sequence of two-qubit control gates are known as entanglers.

2.1 Two-qubit control gates

In what follows, we consider finding the unitary matrix $C_U \in \mathbb{C}^{2^n \times 2^n}$ corresponding to a two-qubit control- U gate with $U \in \mathbb{C}^{2 \times 2}$ as the single-qubit gate, and a Hermitian matrix H such that $C_U = e^{-iH}$. We assume that the underlying system is an n -qubit system, and the control and target qubits are the i -th and j -th qubits respectively, $1 \leq i, j \leq n$. Thus the gate U applied on the j -th qubit only when the state of the i -th qubit is $|1\rangle$. We deal with $i < j$ and $i > j$ separately as follows.

2.1.1 $i < j$

We first determine C_U corresponding to the computational (canonical) ordered basis of \mathbb{C}^{2^n} and then derive symbolic representations of its eigenpairs defined by the symbolic eigenpairs of U . Then, by employing Proposition 2.1, a Hermitian matrix H of order 2^n is obtained such that $C_U = e^{-iH}$.

Let $U = \begin{bmatrix} u_{11} & u_{12} \\ u_{21} & u_{22} \end{bmatrix}$. Then for any basis element $|k_1 \dots k_i \dots k_j \dots k_n\rangle$ of \mathbb{C}^{2^n} ,

$$C_U |k_1 \dots k_i \dots k_j \dots k_n\rangle = \begin{cases} u_{11} |k_1 \dots k_i \dots k_{j-1} 0 k_{j+1} \dots k_n\rangle + u_{21} |k_1 \dots k_i \dots k_{j-1} 1 k_{j+1} \dots k_n\rangle, & \text{if } |k_j\rangle = |0\rangle \\ u_{12} |k_1 \dots k_i \dots k_{j-1} 0 k_{j+1} \dots k_n\rangle + u_{22} |k_1 \dots k_i \dots k_{j-1} 1 k_{j+1} \dots k_n\rangle, & \text{if } |k_j\rangle = |1\rangle \end{cases} \quad (2)$$

if $|k_i\rangle = |1\rangle$; and C_U acts as an identity operator when $|k_i\rangle = |0\rangle$.

Note that if the input n -qubit state $|k_1 \dots k_i \dots k_j \dots k_n\rangle$ is the l -th basis element in the standard ordered basis of 2^n dimensional Hilbert space then the corresponding output under C_U can be written as a linear combination of l -th and $(l + 2^{n-j})$ -th basis elements if $|k_j\rangle = |0\rangle$, whereas the output is a linear sum of l -th and $(l - 2^{n-j})$ -th basis states if $|k_j\rangle = |1\rangle$ (note that if $k_j = 1$ then $l > 2^{n-j}$), $1 \leq l \leq 2^n$.

As discussed above, the number of n -qubit basis states with control qubit $|k_i\rangle = |1\rangle$ equals the number of nodes of order $i - 1$ in \mathcal{QT}_n i.e. 2^{i-1} . Further, the two nodes of order i that stem from each node of order $i - 1$ with edge labels 0 and 1 correspond to i -qubit states with i -th qubit $|0\rangle$ and $|1\rangle$ respectively and C_U acts nontrivially on the n -qubits that are stemmed from the later. Since there are 2^{n-i} terminal nodes that are originated from every node of order i in \mathcal{QT}_n , C_U acts nontrivially on every alternative collection of consecutive 2^{n-i} n -qubit basis states starting from $(2^{n-i} + 1)$ -th n -qubit basis state in the standard ordered basis of \mathbb{C}^{2^n} .

Let $B_l, l = 2\beta, \beta \in \{1, \dots, 2^{i-1}\}$ denote the ordered sets of consecutive ordered 2^{n-i} basis states that corresponds to terminal nodes of \mathcal{QT}_n and C_U acts non-trivially on each element of B_l , each of which is originated from a node of order i which corresponds to an i -qubit state with the last qubit $|1\rangle$. Besides, from equation (2) it follows that output of each n -qubit state with i -th qubit $|1\rangle$ i.e. for an element in B_l , under

C_U can be written as a linear combination of itself and the state that places 2^{n-j} after it in the standard order of the basis when the j -th qubit is $|0\rangle$, and if the j -th qubit is $|1\rangle$ then the output is a linear combination of itself and a basis state which is placed before 2^{n-j} in the standard order of the canonical basis. This process repeats for each set B_l and we need to construct the matrix representation of C_U . Its action is non-trivial on the ordered basis elements of \mathbb{C}^{2^n} when it is restricted to the elements of B_l and otherwise it acts as the identity operator.

Thus $C_U = \text{diag}\{U_l \in \mathbb{C}^{2^{n-i} \times 2^{n-i}} : 1 \leq l \leq 2^i\}$ and $U_l = I_{2^{n-i}}$ when $l = 1 + 2\alpha$, $\alpha \in \{0, 1, \dots, 2^{i-1} - 1\}$. Next, for $l = 2\beta$, $\beta \in \{1, 2, \dots, 2^{i-1}\}$ the action of U_l on the elements in B_l should be written as linear combination of elements of B_l following equation (2) since $i < j$ i.e. $2^{n-j} < 2^{n-i}$, for each l . Thus $U_{2\beta} = \hat{U} \in \mathbb{C}^{2^{n-i} \times 2^{n-i}}$, a fixed matrix for all β . Finally, C_U takes the diagonal block matrix form as

$$C_U = \text{diag}\{\underbrace{I_{2^{n-i}}, \hat{U}, I_{2^{n-i}}, \hat{U}, \dots, I_{2^{n-i}}, \hat{U}}_{2^i \text{-blocks}}\}. \quad (3)$$

Now based on the above observations, we determine a Hamiltonian H corresponding to the unitary operator C_U such that $C_U = e^{-iH}$. First we state the following lemma which can be proved easily.

Lemma 2.2. Let $A = \text{diag}\{A_1, A_2, \dots, A_k\}$ be a diagonal block matrix with $A_l \in \mathbb{C}^{m \times m}$, $1 \leq l \leq k$. If $(\lambda^{(l)}, v^{(l)})$ is an eigenpair of A_l for some l then $(\lambda^{(l)}, e_l \otimes v^{(l)})$ is an eigenpair of A , where e_l is the l -th element of the standard ordered basis of \mathbb{C}^k .

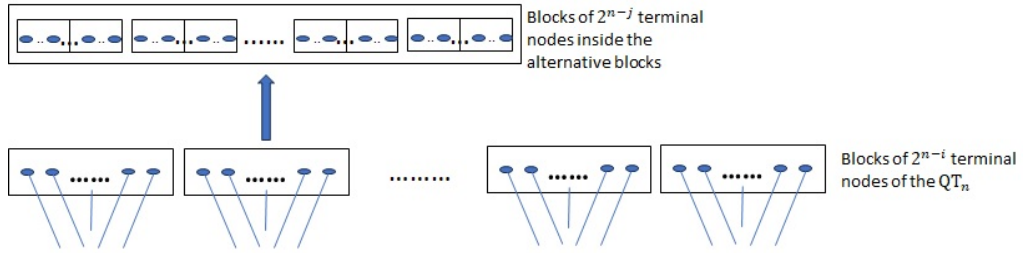


Figure 3: Formation of the matrix $\hat{U}^{(1)}$

Theorem 2.3. Let C_U be a control- U gate on a n -qubit system with i -th qubit as the control qubit and j -th qubit as target qubit, $1 \leq i < j \leq n$. Then C_U takes the form given by equation (3) where $\hat{U} = \text{diag}\{\underbrace{\hat{U}^{(1)}, \dots, \hat{U}^{(1)}}_{2^{j-i-1} \text{-blocks}}\}$ and

$\hat{U}^{(1)} \in \mathbb{C}^{2^{n-j+1} \times 2^{n-j+1}}$ is given by equation (6). A Hermitian matrix $H \in \mathbb{C}^{2^n \times 2^n}$ such that $C_U = e^{-iH}$ is given by equation (8).

Proof: Note that C_U acts non-trivially on an n -qubit input $|k_1 \dots k_i \dots k_j \dots k_n\rangle$ if $|k_i\rangle = |1\rangle$, otherwise the input remains invariant. A basis element $|k_1 \dots k_i \dots k_j \dots k_n\rangle$ corresponds to the non-negative integer $k = \sum_{\alpha=1}^n k_\alpha 2^{n-\alpha}$, $k_\alpha \in \{0, 1\}$. Thus the ordered basis of the 2^n dimensional Hilbert space can be written as $\{|k\rangle : 0 \leq k \leq 2^n - 1\}$ with the one-one correspondence $|k\rangle \leftrightarrow |k_1 \dots k_i \dots k_j \dots k_n\rangle$. Then from equation (2) we obtain

$$\langle k | C_U | k \rangle = u_{11}, \langle k | C_U | k + 2^{n-j} \rangle = u_{12}, \langle k + 2^{n-j} | C_U | k \rangle = u_{21}, \langle k + 2^{n-j} | C_U | k + 2^{n-j} \rangle = u_{22} \quad (4)$$

when $|k_i\rangle = |1\rangle$. Further, $2^{n-j} < 2^{n-i}$ since $i < j$, and hence C_U takes the form as mentioned in equation (3).

Observe that \hat{U} acts similarly in each set B_l , and the matrix representation of the action of \hat{U} on the first $2 \times 2^{n-j} = 2^{n-j+1}$ elements of B_l , is enough for the construction of \hat{U} since \hat{U} acts similarly periodically on the remaining states in B_l . The number of blocks of basis elements of B_l on which \hat{U} acts on identical fashion is $2^{n-i} / (2 \times 2^{n-j}) = 2^{j-i-1}$. Therefore, \hat{U} is a block diagonal matrix with repeating diagonal blocks which are unitary matrices of order 2^{n-j+1} (see Figure 3). Then

$$\hat{U} = \text{diag}\{\underbrace{\hat{U}^{(1)}, \dots, \hat{U}^{(1)}}_{2^{j-i-1} \text{-blocks}}\} \quad (5)$$

with $\hat{U}^{(1)} = \begin{bmatrix} u_{pq}^{(1)} \end{bmatrix} \in \mathbb{C}^{2^{n-j+1} \times 2^{n-j+1}}$ and

$$u_{pq}^{(1)} = \begin{cases} u_{11} & 1 \leq p = q \leq 2^{n-j} \\ u_{12} & p = r, q = r + 2^{n-j}, r \in \{1, \dots, 2^{n-j}\} \\ u_{21} & p = r + 2^{n-j}, q = r, r \in \{1, \dots, 2^{n-j}\} \\ u_{22} & 1 + 2^{n-j} \leq p = q \leq 2^{n-j+1} \\ 0 & \text{otherwise.} \end{cases} \quad (6)$$

Thus $\widehat{U}^{(1)}$ is a two-sparse matrix with the following structure

$$\widehat{U}^{(1)} = \begin{bmatrix} u_{11} & & & & u_{12} & & & \\ & u_{11} & & & & u_{12} & & \\ & & \ddots & & & & \ddots & \\ & & & u_{11} & & & & u_{12} \\ u_{21} & & & & u_{22} & & & \\ & u_{21} & & & & u_{22} & & \\ & & \ddots & & & & \ddots & \\ & & & u_{21} & & & & u_{22} \end{bmatrix}.$$

Consequently, the expression of \widehat{U} follows. This concludes the proof of the first part of the theorem about the construction of C_U .

Next we consider finding a Hermitian matrix H such that $C_U = e^{-iH}$. Using Proposition 2.1, it is enough to determine a complete set of eigenpairs of C_U that enables to derive eigendecomposition of H and consequently an explicit formula for H can be obtained. First observe that the one-qubit gate U is embedded in $\widehat{U}^{(1)} \in \mathbb{C}^{2^{n-j+1} \times 2^{n-j+1}}$ as submatrix corresponding to the indices $\{r, r + 2^{n-j}\} \times \{r, r + 2^{n-j}\}$ for any $r \in \{1, \dots, 2^{n-j}\}$. Let $|u_1\rangle = [\widehat{u}_{11} \ \widehat{u}_{12}]^T$ and $|u_2\rangle = [\widehat{u}_{21} \ \widehat{u}_{22}]^T$ be the orthonormal eigenvectors of U corresponding to the eigenvalues λ_1 and λ_2 respectively. Then for any r , the vector $|v_r^{(1)}\rangle_s = [v_{s,r}]_{l=1}^{2^{n-j+1}} \in \mathbb{C}^{2^{n-j+1}}$ given by

$$[v_{s,r}]_l = \begin{cases} \hat{u}_{s1} & \text{if } l = r \\ \hat{u}_{s2} & \text{if } l = r + 2^{n-j} \\ 0 & \text{otherwise.} \end{cases} \quad (7)$$

is an eigenvector of $\widehat{U}^{(1)}$ corresponding to the eigenvalue $\lambda_{s,s} = 1, 2$. Thus $(\lambda_s, |v_r^{(1)}\rangle_s), s = 1, 2, r \in \{1, \dots, 2^{n-j}\}$ provide a complete list of eigenpairs of $\widehat{U}^{(1)}$.

Now since \hat{U} is a diagonal block matrix with 2^{j-i-1} blocks $\hat{U}^{(1)}$, by Lemma 2.2 a complete list of orthonormal eigenvectors of \hat{U} are given by

$$\left(\lambda_s, |v_{l,s,r}\rangle = |e_l\rangle \otimes |v_r^{(1)}\rangle_s\right)$$

for any $|e_l\rangle$ belongs to the standard ordered basis of $\mathbb{C}^{2^{j-i-1}}$, $1 \leq l \leq 2^{j-i-1}$, $s = 1, 2$, and $r \in \{1, \dots, 2^{n-j}\}$. Note that eigenvalues of U are eigenvalues of \widehat{U} and each eigenvalue of U has algebraic multiplicity 2^{n-i-1} as an eigenvalue of \widehat{U} .

Further, since $C_U = \text{diag}\{\underbrace{I_{2^{n-i}}, \widehat{U}, I_{2^{n-i}}, \widehat{U}, \dots, I_{2^{n-i}}, \widehat{U}}_{2^i\text{-blocks}}\}$, by Lemma 2.2 it follows that the complete list of eigenpairs of C_U is

$$(1, |f_{m_1}\rangle \otimes |e_{m_2}\rangle), (\lambda_s, |f_{m_3}\rangle \otimes |v_{l,s,r}\rangle)$$

where $\{|f_{m_1}\rangle \in \mathbb{C}^{2^i} : m_1 = 1 + 2\alpha, \alpha = 0, 1, \dots, 2^{i-1} - 1\}$ is the subset of the standard ordered basis $F_m = \{|f_m\rangle : 1 \leq m \leq 2^i\}$ of \mathbb{C}^{2^i} , $\{|e_{m_2}\rangle : 1 \leq m_2 \leq 2^{n-i}\}$ is the standard ordered basis of $\mathbb{C}^{2^{n-i}}$, $\{|f_{m_3}\rangle : m_3 = 2\beta, \beta = 1, 2, \dots, 2^{i-1}\}$ is a subset of $F_{m'}$ and $(\lambda_s, |v_{l,s,r}\rangle)$ are eigenpairs of \widehat{U} . Thus the eigendecomposition of C_U is given by

$$C_U = \sum_{m_1, m_2} (|f_{m_1}\rangle \otimes |e_{m_2}\rangle)(\langle f_{m_1}| \otimes \langle e_{m_2}|) + \sum_{m_3, l, s, r} \lambda_s (|f_{m_3}\rangle \otimes |v_{l, s, r}\rangle)(\langle f_{m_3}| \otimes \langle v_{l, s, r}|).$$

Finally, by Proposition 2.1 observe that eigenvalues of a desired H are given by z which correspond to the eigenvalues λ of C_U such that $e^{-\iota z} = \lambda$, and the eigenvectors of H are same as the corresponding eigenvectors of C_U . Since some of the eigenvalues of C_U are 1, the corresponding eigenvalues of H are 0, and hence they do not contribute to the construction of H , the remaining eigenvalues of H are z_s such that $\lambda_s = e^{-\iota z_s}$. Thus we conclude that

$$H = \sum_{m_3, l, s, r} z_s (|f_{m_3}\rangle \langle f_{m_3}| \otimes |v_{l,s,r}\rangle \langle v_{l,s,r}|). \quad (8)$$

This completes the proof. \square

Example 2.4. Now we consider an example of $n = 5$ -qubit system. We assume that i -th qubit is control and j -th qubit is the target. In the following we determine explicit formula for \hat{U} .

(a) Let $i = 2$ and $j = 3$. Then

$$\hat{U} = \begin{bmatrix} u_{11} & 0 & 0 & 0 & u_{12} & 0 & 0 & 0 \\ 0 & u_{11} & 0 & 0 & 0 & u_{12} & 0 & 0 \\ 0 & 0 & u_{11} & 0 & 0 & 0 & u_{12} & 0 \\ 0 & 0 & 0 & u_{11} & 0 & 0 & 0 & u_{12} \\ u_{21} & 0 & 0 & 0 & u_{22} & 0 & 0 & 0 \\ 0 & u_{21} & 0 & 0 & 0 & u_{22} & 0 & 0 \\ 0 & 0 & u_{21} & 0 & 0 & 0 & u_{22} & 0 \\ 0 & 0 & 0 & u_{21} & 0 & 0 & 0 & u_{22} \end{bmatrix}$$

and consequently $C_U = \text{diag}\{I_{2^3}, \hat{U}, I_{2^3}, \hat{U}\}$.

(b) Let $i = 2$ and $j = 4$. Then $\hat{U} = \text{diag}\{\hat{U}^{(1)}, \hat{U}^{(1)}\}$ where

$$\hat{U}^{(1)} = \begin{bmatrix} u_{11} & 0 & u_{12} & 0 \\ 0 & u_{11} & 0 & u_{12} \\ u_{21} & 0 & u_{22} & 0 \\ 0 & u_{21} & 0 & u_{22} \end{bmatrix}$$

and hence $C_U = \text{diag}\{I_{2^3}, \hat{U}^{(1)}, \hat{U}^{(1)}, I_{2^3}, \hat{U}^{(1)}, \hat{U}^{(1)}\}$.

Now we describe algorithms based on the proof of Theorem 2.3 for generation of the unitary matrix C_U and the Hermitian matrix H such that $C_U = e^{-\iota H}$. Algorithm 1 describes construction of $\hat{U}^{(1)}$, which is then used in Algorithm 2 for the construction of C_U . Next, Algorithm 3 delivers symbolic expression of eigenpairs of $\hat{U}^{(1)}$, which is further used to derive a Hermitian matrix H in Algorithm 4 such that $C_U = e^{-\iota H}$.

2.1.2 $i > j$

Consider a control- U gate C_U applied to an n -qubit state of the form $|k\rangle = |k_1 \dots k_j \dots k_i \dots k_n\rangle$ where $|k_l\rangle \in \{|0\rangle, |1\rangle\}$, and i -th qubit $|k_i\rangle$ is the control qubit and $|k_j\rangle$ is the target qubit, $1 \leq j < i \leq n$. If $U = \begin{bmatrix} u_{11} & u_{12} \\ u_{21} & u_{22} \end{bmatrix}$ then

$$C_U |k_1 \dots k_j \dots k_i \dots k_n\rangle = \begin{cases} u_{11} |k_1 \dots k_{j-1} 0 k_{j+1} \dots k_i \dots k_n\rangle + u_{21} |k_1 \dots k_{j-1} 1 k_{j+1} \dots k_i \dots k_n\rangle, & \text{if } |k_j\rangle = |0\rangle \\ u_{12} |k_1 \dots k_{j-1} 0 k_{j+1} \dots k_i \dots k_n\rangle + u_{22} |k_1 \dots k_{j-1} 1 k_{j+1} \dots k_i \dots k_n\rangle, & \text{if } |k_j\rangle = |1\rangle \end{cases} \quad (9)$$

when $|k_i\rangle = |1\rangle$; and C_U acts as an identity operator on other n -qubit basis elements. Similar to the case $i < j$, C_U acts non-trivially on the alternative collection of 2^{n-i} ordered vectors that correspond to terminal nodes originated from an i -qubit state with i -th qubit $|1\rangle$. However, the fundamental difference of the action of C_U in the previous case ($i < j$) and in this case is that when C_U acts on a basis state $|k\rangle$ non-trivially then

Algorithm 1 Construction of $\hat{U}^{(1)}$

Input: The fixed variables n, i, j , and $1 \leq i < j \leq n$. A unitary matrix $U = \begin{bmatrix} u_{11} & u_{12} \\ u_{21} & u_{22} \end{bmatrix}$.

Output: Generation of the symbolic unitary matrix $\hat{U}^{(1)} = [u_{pq}^{(1)}] \in \mathbb{C}^{2^{n-j+1} \times 2^{n-j+1}}$.

```
1: procedure UHAT1( $U$ )
2:    $\hat{U}^{(1)} \leftarrow 0$ 
3:   for all  $1 \leq p, q \leq 2^{n-j}$  do
4:     for  $r \leftarrow 1$  to  $2^{n-j}$  do
5:       if  $p = r$  and  $q = r + 2^{n-j}$  then
6:          $u_{pq}^{(1)} \leftarrow u_{12}$ 
7:       end if
8:       if  $q = r$  and  $p = r + 2^{n-j}$  then
9:          $u_{pq}^{(1)} \leftarrow u_{21}$ 
10:      end if
11:    end for
12:    if  $p = q$  and  $1 \leq p \leq 2^{n-j}$  then
13:       $u_{pq}^{(1)} \leftarrow u_{11}$ 
14:    end if
15:    if  $p = q$  and  $1 + 2^{n-j} \leq p \leq 2^{n-j+1}$  then
16:       $u_{pq}^{(1)} \leftarrow u_{22}$ 
17:    end if
18:  end for
19:  return  $\hat{U}^{(1)}$ 
20: end procedure
```

Algorithm 2 Matrix representation of C_U

Input: The fixed variables n, i, j , and $1 \leq i < j \leq n$. A unitary matrix $U = \begin{bmatrix} u_{11} & u_{12} \\ u_{21} & u_{22} \end{bmatrix}$.

Output: The matrix representation of the control two-qubit gate C_U with i th qubit as control and j th qubit as target in an n -qubit system, ($i < j$)

```
1: procedure MREP( $C_U$ )
2:    $M \leftarrow \text{UHAT1}(U)$ 
3:    $\hat{U} \leftarrow \text{diag}\{ \underbrace{M, \dots, M}_{2^{j-i-1}\text{-copies}} \}$ 
4:   return  $C_U = \text{diag}\{ \underbrace{I_{2^{n-i}}, \hat{U}, I_{2^{n-i}}, \hat{U}, \dots, I_{2^{n-i}}, \hat{U}}_{2^j\text{-blocks}} \}$ 
5: end procedure
```

Algorithm 3 Computation of eigenpairs of $\widehat{U}^{(1)}$

Input: The fixed variables n, i, j , and $1 \leq i < j \leq n$. Eigenpairs $\left(\lambda_s, \begin{bmatrix} \widehat{u}_{s1} \\ \widehat{u}_{s2} \end{bmatrix}\right)$, $s = 1, 2$ of the one-qubit gate U .

Output: Construction of eigenpairs $\left(\lambda_s, v_{r,s} = [v_{r,s}]_{l=1}^{2^{n-j+1}}\right)$, $s = 1, 2$ and $r = 1, \dots, 2^{n-j}$.

```

1: procedure EIGVEC( $\widehat{U}^{(1)}$ )
2:   for  $s \leftarrow 1$  to 2 do
3:     for  $r \leftarrow 1$  to  $2^{n-j}$  do
4:        $v_{r,s} \leftarrow 0$ 
5:       for  $l \leftarrow 1$  to  $2^{n-j+1}$  do
6:         if  $l = r$  then
7:            $[v_{r,s}]_l \leftarrow \widehat{u}_{s1}$ 
8:         end if
9:         if  $l = r + 2^{n-j}$  then
10:           $[v_{r,s}]_l \leftarrow \widehat{u}_{s2}$ 
11:        end if
12:      end for
13:    end for
14:  end for
15:  return  $v_{r,s}$ 
16: end procedure

```

Algorithm 4 Finding a Hamiltonian H for the two-qubit control gate C_U .

Input: The fixed variables n, i, j , and $1 \leq i < j \leq n$. Standard ordered bases $\{e_l : 1 \leq l \leq 2^{j-i-1}\}$, $\{f_m : 1 \leq m \leq 2^i\}$ of $\mathbb{C}^{2^{j-i-1}}$ and \mathbb{C}^{2^i} respectively. The eigenvalues $\lambda_s = e^{-\iota z_s}$, $s = 1, 2$ of U .

Output: Construction of a Hermitian matrix H such that $C_U = e^{-\iota H}$

```

1: procedure HAMILTONIAN( $C_U$ )
2:   for  $s \leftarrow 1$  to 2 do
3:     for  $r \leftarrow 1$  to  $2^{n-j}$  do
4:       for  $l \leftarrow 1$  to  $2^{j-i-1}$  do
5:          $v_{l,r,s} \leftarrow e_l \otimes \text{EIGVEC}(\widehat{U}^{(1)})$ 
6:       end for
7:     end for
8:   end for
9:   return  $H = \sum_{\beta=1}^{2^{i-1}} z_s (f_{2\beta} \otimes v_{l,r,s}) (f_{2\beta} \otimes v_{l,r,s})^T$ 
10: end procedure

```

the output state is a linear combination of $|k\rangle$ and another basis state which is not a terminal node that has originated from the same i -qubit state as $|k\rangle$, since $2^{n-j} > 2^{n-i}$.

Thus

$$C_U = \text{diag}\{\underbrace{I_{2^{n-i}}, \hat{U}, I_{2^{n-i}}, \hat{U}, \dots, I_{2^{n-i}}, \hat{U}}_{2^j \text{- blocks}}\} \quad (10)$$

where $\hat{U} \in \mathbb{C}^{(2^{n-j+1}-2^{n-i}) \times (2^{n-j+1}-2^{n-i})}$ and $I_{2^{n-i}}$ both of which appear 2^{j-1} times alternatively in C_U . Indeed, note that C_U acts as identity operator on the first 2^{n-i} ordered basis elements of the canonical ordered basis of \mathbb{C}^{2^n} whose elements are represented by the terminal nodes of \mathcal{QT}_n which are originated from the i -th order node corresponding to the state $|0\rangle^{\otimes i}$. Then the first instance of \hat{U} appears as C_U acts non-trivially on the ordered basis elements that correspond to the terminal nodes originated from the i -th order node corresponding to the i -qubit state $|0\rangle^{\otimes i-1} \otimes |1\rangle$ in \mathcal{QT}_n , the second basis element in the ordered basis of 2^i -dimensional Hilbert space. Then we have the following theorem.

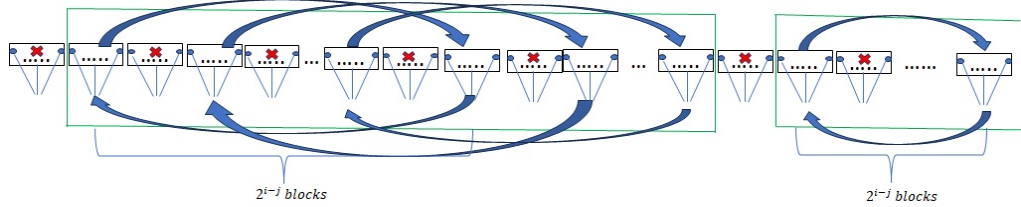


Figure 4: Formation of the matrix \hat{U} , the block in the green rectangle. The small blocks are terminal nodes of \mathcal{QT}_n , and the red cross on alternatives of them represents that C_U does not act on the basis elements inside it.

Theorem 2.5. Let C_U denote a control- U gate on an n -qubit system with i -th qubit as the control qubit and j -th qubit as target qubit, $1 \leq j < i \leq n$. Then C_U takes the form given by equation (10) where \hat{U} is given by equations (11)-(14). A Hermitian matrix $H \in \mathbb{C}^{2^n \times 2^n}$ such that $C_U = e^{-iH}$ is given by equation (16).

Proof: From the discussion above, C_U acts non-trivially on alternative blocks of 2^{n-i} ordered basis states in 2^n -dimensional Hilbert space. Each of these blocks contains 2^{n-i} terminal nodes in \mathcal{QT}_n that are originated from a node of order i . Let us denote the blocks as $B_l, 1 \leq l \leq 2^i$, where each B_l contains 2^{n-i} standard ordered basis elements of \mathbb{C}^{2^n} . The matrix C_U acts nontrivially on the elements of B_l for alternative l (when l is even) starting from $l = 2$.

Let $|k\rangle \in B_l$ for some even l . Then $C_U |k\rangle = u_{11} |k\rangle + u_{21} |k_+\rangle$ or $C_U |k\rangle = u_{12} |k_-\rangle + u_{22} |k\rangle$ where $|k_+\rangle$ and $|k_-\rangle$ denote the state which is placed after and before $2^{n-j} > 2^{n-i}$ states from the state $|k\rangle$ in the standard ordered basis of the 2^n -dimensional Hilbert space respectively, as follows from equation (9). The number of blocks B_l that lie in between $|k\rangle$ and $|k_+\rangle$ or $|k_-\rangle$ is $\alpha = 2^{n-j}/2^{n-i} = 2^{i-j}$, and C_U acts non-trivially on each such block alternatively. Thus \hat{U} is of the form

$$\hat{U} = \begin{bmatrix} \hat{U}^{(1)} \\ \hat{U}^{(2)} \\ \vdots \\ \hat{U}^{(2^{i-j}-1)} \\ \hat{U}^{(2^{i-j})} \\ \hline \hat{U}^{(1)} \\ \hat{U}^{(2)} \\ \vdots \\ \hat{U}^{(2^{i-j}-1)} \end{bmatrix}, \quad (11)$$

where $\widehat{U}^{(l)} = [u_{pq}^{(l)}] \in \mathbb{C}^{2^{n-i} \times (2^{n-j+1} - 2^{n-i})}$, $\widehat{\underline{U}}^{(l)} = [\underline{u}_{pq}^{(l)}] \in \mathbb{C}^{2^{n-i} \times (2^{n-j+1} - 2^{n-i})}$, $1 \leq l \leq 2^{i-j} - 1$, if l is odd, and $\widehat{U}^{(l)} = [d_{pq}^{(l)}] \in \mathbb{C}^{2^{n-i} \times (2^{n-j+1} - 2^{n-i})}$ and $\widehat{\underline{U}}^{(l)} = [\underline{d}_{pq}^{(l)}] \in \mathbb{C}^{2^{n-i} \times (2^{n-j+1} - 2^{n-i})}$ if l is even, with

$$u_{pq}^{(l)} = \begin{cases} u_{11}, & \text{if } q = p + (l-1)2^{n-i}, 1 \leq p \leq 2^{n-i} \\ u_{12}, & \text{if } q = p + (l-1)2^{n-i} + 2^{n-j}, 1 \leq p \leq 2^{n-i} \\ 0, & \text{otherwise.} \end{cases} \quad (12)$$

$$\underline{u}_{pq}^{(l)} = \begin{cases} u_{21}, & \text{if } q = p + (l-1)2^{n-i}, 1 \leq p \leq 2^{n-i} \\ u_{22}, & \text{if } q = p + (l-1)2^{n-i} + 2^{n-j}, 1 \leq p \leq 2^{n-i} \\ 0, & \text{otherwise.} \end{cases} \quad (13)$$

$$d_{pq}^{(l)} = \begin{cases} 1, & \text{if } q = p + (l-1)2^{n-i}, 1 \leq p \leq 2^{n-i} \\ 0, & \text{otherwise.} \end{cases} \quad (14)$$

$$\underline{d}_{pq}^{(l)} = \begin{cases} 1, & \text{if } q = p + (l-1)2^{n-i} + 2^{n-j}, 1 \leq p \leq 2^{n-i} \\ 0, & \text{otherwise.} \end{cases} \quad (15)$$

Now we focus on finding eigenpairs of \widehat{U} that will essentially determine eigenpairs of C_U . Note that there is a symmetry in the sparsity pattern of \widehat{U} due to the pairs of submatrices $\widehat{U}^{(l)}$ and $\widehat{\underline{U}}^{(l)}$ when l is odd. The matrix U appears as a submatrix given by $U_p^{(l)} = \begin{bmatrix} u_{p(p+(l-1)2^{n-i})} & u_{p(p+(l-1)2^{n-i}+2^{n-j})} \\ \underline{u}_{p(p+(l-1)2^{n-i})} & \underline{u}_{p(p+(l-1)2^{n-i}+2^{n-j})} \end{bmatrix}$ corresponding to p th rows of $\widehat{U}^{(l)}$ and $\widehat{\underline{U}}^{(l)}$, $1 \leq p \leq 2^{n-i}$. Obviously, eigenpairs of U are eigenpairs of $U_p^{(l)}$.

Now let $(\lambda_s, |u\rangle_s = \begin{bmatrix} \widehat{u}_{s1} \\ \widehat{u}_{s2} \end{bmatrix})$, $s = 1, 2$ be a complete set of eigenpairs of U . Then for any pair (p, l) , with any odd value of l , $1 \leq p \leq 2^{n-i}$, $1 \leq l \leq 2^{i-j} - 1$ an eigenpair of \widehat{U} is given by

$$(\lambda_s, |v_{l,p}^s\rangle = \widehat{u}_{s1} |e_{p+(l-1)2^{n-i}}\rangle + \widehat{u}_{s2} |e_{p+(l-1)2^{n-i}+2^{n-j}}\rangle).$$

Here $\{|e_\alpha\rangle : 1 \leq \alpha \leq 2^{n-j+1} - 2^{n-i}\}$ is the canonical ordered basis of $\mathbb{C}^{2^{n-j+1} - 2^{n-i}}$. Thus λ_s is an eigenvalue of \widehat{U} with algebraic multiplicity $2^{n-i} \times 2^{i-j-1} = 2^{n-j-1}$, where p takes values 1 to 2^{n-i} and the number of odd values of l is $2^{i-j}/2 = 2^{i-j-1}$. Thus two orthonormal eigenpairs of U provide $2^{n-j-1} \times 2 = 2^{n-j}$ orthonormal eigenpairs of \widehat{U} . The remaining eigenpairs of \widehat{U} are given by even values of l . Indeed, for any even value of $1 \leq l \leq 2^{i-j}$, a set of orthonormal eigenvectors of \widehat{U} are given by $|e_{p+(l-1)2^{n-i}}\rangle$ with repeated eigenvalue 1, that correspond to the rows of $\widehat{U}^{(l)}$ where $1 \leq p \leq 2^{n-i}$. The remaining orthonormal eigenvectors of \widehat{U} are $|e_{p+(2^{i-j}+l'-1)2^{n-i}}\rangle$ where l' takes the even values in the range $1 \leq l' \leq 2^{i-j} - 1$, that correspond to the rows of $\widehat{\underline{U}}^{(l)}$ with even values of l . Therefore, we finally conclude that 1 is an eigenvalue of \widehat{U} with algebraic multiplicity $2^{n-i}(2^{i-j} - 1) = 2^{n-j} - 2^{n-i}$.

Now from equation (10) we have

$$\begin{aligned} C_U &= \text{diag}\{\underbrace{I_{2^{n-i}}, \widehat{U}, I_{2^{n-i}}, \widehat{U}, \dots, I_{2^{n-i}}, \widehat{U}}_{2^j \text{- blocks}}\} \\ &= \text{diag}\left\{\underbrace{\begin{bmatrix} I_{2^{n-i}} & \\ & \widehat{U} \end{bmatrix}, \begin{bmatrix} I_{2^{n-i}} & \\ & \widehat{U} \end{bmatrix}, \dots, \begin{bmatrix} I_{2^{n-i}} & \\ & \widehat{U} \end{bmatrix}}_{2^{j-1} \text{- blocks}}\right\}, \end{aligned}$$

where $\begin{bmatrix} I_{2^{n-i}} & \\ & \widehat{U} \end{bmatrix} \in \mathbb{C}^{2^{n-j+1} \times 2^{n-j+1}}$. For finding a Hermitian matrix H for which $C_U = e^{-\iota H}$, it is enough to determine orthonormal eigenvectors of C_U that correspond to eigenvalues that are not 1, employing Proposition 2.1. Then it is evident that $(\lambda, \begin{bmatrix} \mathbf{0} \\ |v\rangle \end{bmatrix})$, where $|\mathbf{0}\rangle$ is the zero vector of $\mathbb{C}^{2^{n-i}}$, is an eigenpair of

$\begin{bmatrix} I_{2^{n-i}} & \\ & \widehat{U} \end{bmatrix}$ if $(\lambda, |v\rangle)$ is an eigenpair of \widehat{U} , and the remaining eigenpairs of $\begin{bmatrix} I_{2^{n-i}} & \\ & \widehat{U} \end{bmatrix}$ are $(1, \begin{bmatrix} |f_m\rangle \\ \mathbf{0} \end{bmatrix})$, where $\{|f_m\rangle : 1 \leq m \leq 2^{n-i}\}$ is the canonical basis of $\mathbb{C}^{2^{n-i}}$, where $\mathbf{0}$ is the zero vector of $\mathbb{C}^{2^{n-j+1}-2^{n-i}}$.

Finally, by Proposition 2.1 following the similar arguments in the proof of Theorem 2.3 we conclude that

$$H = \sum_{s,l,p,k} z_s \left(|f_k\rangle \otimes \begin{bmatrix} |\mathbf{0}\rangle \\ |v_{l,p}^s\rangle \end{bmatrix} \right) \left(|f_k\rangle \otimes \begin{bmatrix} |\mathbf{0}\rangle \\ |v_{l,p}^s\rangle \end{bmatrix} \right)^* \quad (16)$$

where $\lambda_s = e^{-\iota\lambda_s}$, \star denotes the conjugate transpose, $\{|f_k\rangle : 1 \leq k \leq 2^{j-1}\}$ is the canonical basis of $\mathbb{C}^{2^{j-1}}$, $|\mathbf{0}\rangle \in \mathbb{C}^{2^{n-i}}$. \square

Example 2.6. Consider a 5-qubit system.

(a) with $i = 3$ as the control qubit and $j = 2$ as the target qubit. Then $C_U = \text{diag}\{I_{2^2}, \widehat{U}, I_{2^2}, \widehat{U}\}$, $\widehat{U} \in \mathbb{C}^{3 \times 2^2}$ given by

$$\widehat{U} = \begin{bmatrix} U_{11} & 0 & U_{12} \\ 0 & I_{2^2} & 0 \\ U_{21} & 0 & U_{22} \end{bmatrix}, U_{pq} = \begin{bmatrix} u_{pq} & & & \\ & u_{pq} & & \\ & & u_{pq} & \\ & & & u_{pq} \end{bmatrix}, 1 \leq p, q \leq 2.$$

(b) $i = 4, j = 2$. Then $C_U = \text{diag}\{I_2, \widehat{U}, I_2, \widehat{U}\}$, where $\widehat{U} \in \mathbb{C}^{14 \times 14}$

$$\widehat{U} = \begin{bmatrix} U_{11} & 0 & 0 & 0 & U_{12} & 0 & 0 \\ 0 & I_2 & 0 & 0 & 0 & 0 & 0 \\ 0 & 0 & U_{11} & 0 & 0 & 0 & U_{12} \\ 0 & 0 & 0 & I_2 & 0 & 0 & 0 \\ U_{21} & 0 & 0 & 0 & U_{22} & 0 & 0 \\ 0 & 0 & 0 & 0 & 0 & I_2 & 0 \\ 0 & 0 & U_{21} & 0 & 0 & 0 & U_{22} \end{bmatrix}, U_{pq} = \begin{bmatrix} u_{pq} & & \\ & u_{pq} & \\ & & u_{pq} \end{bmatrix}, 1 \leq p, q \leq 2.$$

Example 2.7. Let C_U be a control- U gate for a 2-qubit system, where $U = \begin{bmatrix} u_{11} & u_{12} \\ u_{21} & u_{22} \end{bmatrix}$ is a single-qubit gate. Let $\lambda_s = e^{-\iota z_s}$, $s = 1, 2$ be the eigenvalues of U .

(a) If the first qubit is the control and second qubit is the target then the set of orthonormal eigenpairs of C_U are given by $(1, |00\rangle), (1, |01\rangle), (\lambda_1, |1\rangle \otimes |u_1\rangle)$ and $(\lambda_2, |1\rangle \otimes |u_2\rangle)$ where $(\lambda_1, |u_1\rangle)$ and $(\lambda_2, |u_2\rangle)$ are orthonormal eigenpairs of U . Consequently, a Hamiltonian H such that $C_U = e^{-\iota H}$ is given by

$$H = \sum_{j=1}^2 z_j (|1\rangle \langle 1| \otimes |u_j\rangle \langle u_j|).$$

(b) If the second qubit is the control and first qubit is the target then the set of orthonormal eigenpairs of C_U are given

by $(1, |00\rangle), (1, |10\rangle), (\lambda_1, |\tilde{u}_1\rangle = \begin{bmatrix} 0 \\ \tilde{u}_{11} \\ 0 \\ \tilde{u}_{12} \end{bmatrix})$ and $(\lambda_2, |\tilde{u}_2\rangle = \begin{bmatrix} 0 \\ \tilde{u}_{21} \\ 0 \\ \tilde{u}_{22} \end{bmatrix})$ where $(\lambda_1, |u_1\rangle = \begin{bmatrix} \tilde{u}_{11} \\ \tilde{u}_{12} \end{bmatrix})$ and $(\lambda_2, |u_2\rangle = \begin{bmatrix} \tilde{u}_{21} \\ \tilde{u}_{22} \end{bmatrix})$ are orthonormal eigenpairs of U . Consequently, a Hamiltonian H such that $C_U = e^{-\iota H}$ is given by

$$H = z_1 |\tilde{u}_1\rangle \langle \tilde{u}_1| + z_2 |\tilde{u}_2\rangle \langle \tilde{u}_2|.$$

Proof: The proof follows by Theorem (2.3) and (2.5). Indeed note that $C_U = \begin{bmatrix} I_2 & 0 \\ 0 & U \end{bmatrix}$ for (a) and $C_U =$

$$\begin{bmatrix} 1 & 0 & 0 & 0 \\ 0 & u_{11} & 0 & u_{12} \\ 0 & 0 & 1 & 0 \\ 0 & u_{21} & 0 & u_{22} \end{bmatrix} \text{ for (b).} \quad \square$$

Now we describes the algorithms based on the proof of Theorem 2.5. First, Algorithm 5 gives the construction of $\hat{U}^{(l)}$ based on whether l is odd or even, and Algorithm 6 gives the construction of $\hat{U}^{(l)}$, These are employed to determine symbolic derivation of C_U in Algorithm 7. Symbolic computation of eigenpairs of \hat{U} is given in Algorithm 8, which is used in Algorithm 9 to determine a Hamiltonian corresponding to C_U .

Algorithm 5 Construction of $\hat{U}^{(l)}$

Input: The fixed variables n, i, j , and $1 \leq j < i \leq n$. A unitary matrix $U = \begin{bmatrix} u_{11} & u_{12} \\ u_{21} & u_{22} \end{bmatrix}$.

Output: Generation of $\hat{U}^{(1)} \in \mathbb{C}^{2^{n-i} \times (2^{n-j+1} - 2^{n-i})}$.

```

1: procedure  $\hat{U}^{(l)}(U)$ 
2:    $\hat{U}^{(l)} \leftarrow 0$ 
3:   if  $l \leftarrow \text{odd}$  then
4:     for  $1 \leq p \leq 2^{n-i}$  do
5:       for  $1 \leq q \leq 2^{n-i+1} - 2^{n-i}$  do
6:         if  $q = p + (l-1)2^{n-i}$  then
7:            $u_{pq} \leftarrow 1$ 
8:         end if
9:       end for
10:    end for
11:  end if
12:  if  $l \leftarrow \text{even}$  then
13:    for  $1 \leq p \leq 2^{n-i}$  do
14:      for  $1 \leq q \leq 2^{n-i+1} - 2^{n-i}$  do
15:        if  $q = p + (l-1)2^{n-i}$  then
16:           $u_{pq} \leftarrow u_{11}$ 
17:        end if
18:        if  $q = p + (l-1)2^{n-i} + 2^{n-j}$  then
19:           $u_{pq} \leftarrow u_{12}$ 
20:        end if
21:      end for
22:    end for
23:  end if
24:  return  $\hat{U}^{(l)}$ 
25: end procedure

```

2.1.3 Numerical simulations

To verify the Algorithms 9 and 4 for the derivation of various Hamiltonians associated with two-qubit control $R_X(\theta)$ ($CR_X(\theta)$, $\theta \in [-\pi, \pi]$) gates, we assume a 4-qubit system and calculate the error $\|U(\theta) - e^{-iH(\theta)}\|_F$ through numerical simulations using the *Python 3 mexp*. Here $\|\cdot\|_F$ denotes the Frobenius norm. In Fig 5, we report the errors for 100 values of θ with C_{ij} gates as the $CR_X(\theta)$ for various choices of i and j with i -th qubit as control and j -th qubit as target. We see that that errors are of order 10^{-15} .

2.2 Single-qubit gates

First we consider the string of one-qubit gates in a PQC as described in Figure 6. In particular, in most of the common PQCs that are available in the literature, $U_j \in \{R_X, R_Y, R_Z\}$, $1 \leq j \leq n$. Here R_X, R_Y, R_Z are

Algorithm 6 Construction of $\hat{U}^{(l)}$

Input: The fixed variables n, i, j , and $1 \leq j < i \leq n$. A unitary matrix $U = \begin{bmatrix} u_{11} & u_{12} \\ u_{21} & u_{22} \end{bmatrix}$.

Output: Generation of $\hat{U}^{(l)} \in \mathbb{C}^{2^{n-i} \times (2^{n-j+1} - 2^{n-i})}$.

```

1: procedure  $\hat{U}^{(l)}(U)$ 
2:    $\hat{U}^{(l)} \leftarrow 0$ 
3:   if  $l \leftarrow \text{odd}$  then
4:     for  $1 \leq p \leq 2^{n-i}$  do
5:       for  $1 \leq q \leq 2^{n-i+1} - 2^{n-i}$  do
6:         if  $q = p + (l-1)2^{n-i} + 2^{n-j}$  then
7:            $\underline{u}_{pq} \leftarrow 1$ 
8:         end if
9:       end for
10:    end for
11:  end if
12:  if  $l \leftarrow \text{even}$  then
13:    for  $1 \leq p \leq 2^{n-i}$  do
14:      for  $1 \leq q \leq 2^{n-i+1} - 2^{n-i}$  do
15:        if  $q = p + (l-1)2^{n-i}$  then
16:           $\underline{u}_{pq} \leftarrow u_{21}$ 
17:        end if
18:        if  $q = p + (l-1)2^{n-i} + 2^{n-j}$  then
19:           $\underline{u}_{pq} \leftarrow u_{22}$ 
20:        end if
21:      end for
22:    end for
23:  end if
24:  return  $\hat{U}^{(l)}$ 
25: end procedure

```

Algorithm 7 Matrix representation of C_U

Input: The fixed variables n, i, j , and $1 \leq j < i \leq n$. A unitary matrix $U = \begin{bmatrix} u_{11} & u_{12} \\ u_{21} & u_{22} \end{bmatrix}$.

Output: The matrix representation of the control two-qubit gate C_U with i th qubit as control and j th qubit as target in an n -qubit system, ($j < i$)

```

1: procedure MREP( $C_U$ )
2:    $\hat{U} \leftarrow \text{vstack}\{\hat{U}^1, \dots, \hat{U}^{2^{i-j}}, \hat{U}^{(1)}, \dots, \hat{U}^{(2^{i-j}-1)}\}$ 
3:   return  $C_U = \text{diag}\{\underbrace{I_{2^{n-i}}, \hat{U}, I_{2^{n-i}}, \hat{U}, \dots, I_{2^{n-i}}, \hat{U}}_{2^j \text{- blocks}}\}$ 
4: end procedure

```

Algorithm 8 Computation of eigenpair of \hat{U}

Input: The fixed variables n, i, j , and $1 \leq i < j \leq n$. Standard ordered bases $\{e_l : 1 \leq l \leq 2^{n-j+1} - 2^{n-i}\}$,

Eigenpairs $\left(\lambda_s, \begin{bmatrix} \hat{u}_{s1} \\ \hat{u}_{s2} \end{bmatrix}\right)$, $s = 1, 2$ of the one-qubit gate U .

Output: Construction of eigenpairs $(\lambda_s, |v_{l,p}\rangle^s)$, $s = 1, 2$, $p = 1, \dots, 2^{n-i}$. and $l = 1, \dots, 2^{i-j} - 1$.

```
1: procedure EIGVEC( $\hat{U}$ )
2:    $|v_{l,p}\rangle \leftarrow 0$ 
3:   for  $s \leftarrow 1$  to 2 do
4:     for  $p \leftarrow 1$  to  $2^{n-i}$  do
5:       for  $l \leftarrow 1$  to  $2^{i-j} - 1$  do
6:         if  $l \leftarrow \text{odd}$  then
7:            $|v_{l,p}^s\rangle \leftarrow \hat{u}_{s1} |e_{p+(l-1)2^{n-i}}\rangle + \hat{u}_{s2} |e_{p+(l-1)2^{n-i}+2^{n-j}}\rangle$ 
8:         end if
9:       end for
10:    end for
11:  end for
12:  return  $|v_{l,p}\rangle$ 
13: end procedure
```

Algorithm 9 Finding a Hamiltonian H for the two-qubit control gate C_U .

Input: The fixed variables n, i, j , and $1 \leq j < i \leq n$. Standard ordered bases $\{|f_k\rangle : 1 \leq k \leq 2^{j-1}\}$, zero vector $\{|0\rangle : 1 \leq l \leq 2^{n-j+1} - 2^{n-i}\}$ The eigenvalues $\lambda_s = e^{-\iota z_s}$, $s = 1, 2$ of U .

Output: Construction of a Hermitian matrix H such that $C_U = e^{-\iota H}$

```
1: procedure HAMILTONIAN( $C_U$ )
2:    $H \leftarrow 0$ 
3:   for  $s \leftarrow 1$  to 2 do
4:     for  $p \leftarrow 1$  to  $2^{n-i}$  do
5:       for  $l \leftarrow 1$  to  $2^{i-j} - 1$  do
6:         if  $l \leftarrow \text{odd}$  then
7:            $v_{l,p,s} \leftarrow \text{vstack}(|0\rangle, |v_{l,p}^s\rangle)$ 
8:         end if
9:       end for
10:    end for
11:  end for
12:   $H = \sum_{s,l,p,k} z_s (|f_k\rangle \otimes v_{l,p,s}) (|f_k\rangle \otimes v_{l,p,s})^*$ 
13:  return  $H$ 
14: end procedure
```

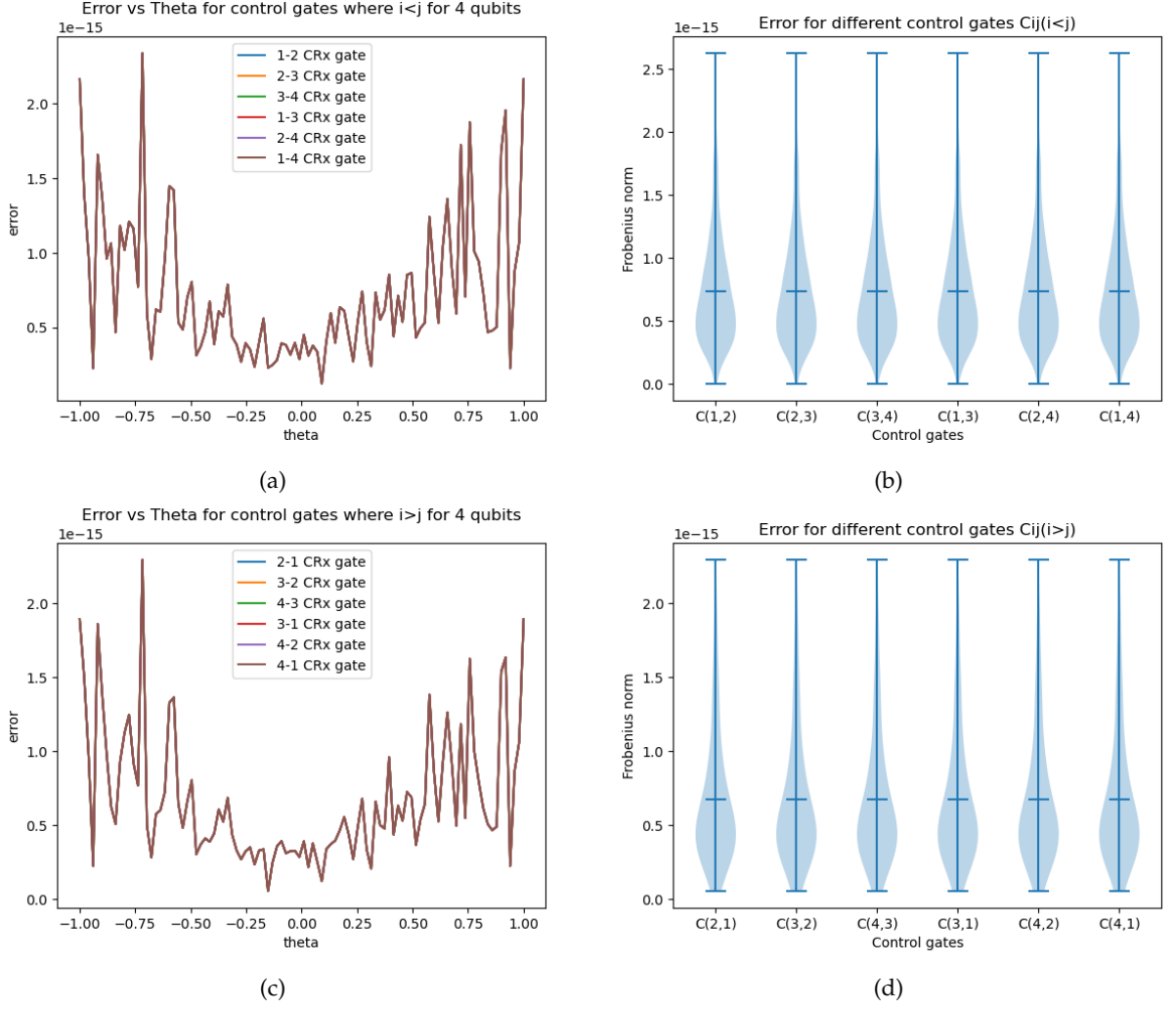


Figure 5: (a) and (c): Errors given by $\|U(\theta) - e^{-iH(\theta)}\|_F$ vs θ for two-qubit control gates $i - jCR_X(\theta)$ for 100 values of $\theta \in [-\pi, \pi]$ in a 4-qubit system corresponding to $i < j$ and $i > j$ respectively. (b) and (d): Violin plots for the Error vs gate corresponding to (a) and (b) respectively.

rotation matrices for qubits around the X , Y and Z axes respectively, on the Bloch sphere. These are given by

$$\begin{aligned}
 R_X(\theta) &= \begin{bmatrix} \cos \frac{\theta}{2} & -i \sin \frac{\theta}{2} \\ i \sin \frac{\theta}{2} & \cos \frac{\theta}{2} \end{bmatrix} = e^{-i\theta \frac{1}{2} \sigma_X} \\
 R_Y(\theta) &= \begin{bmatrix} \cos \frac{\theta}{2} & -\sin \frac{\theta}{2} \\ \sin \frac{\theta}{2} & \cos \frac{\theta}{2} \end{bmatrix} = e^{-i\theta \frac{1}{2} \sigma_Y} \\
 R_Z(\theta) &= \begin{bmatrix} e^{-i\theta/2} & 0 \\ 0 & e^{i\theta/2} \end{bmatrix} = e^{-i\theta \frac{1}{2} \sigma_Z},
 \end{aligned}$$

where $\sigma_X = \begin{bmatrix} 0 & 1 \\ 1 & 0 \end{bmatrix}$, $\sigma_Z = \begin{bmatrix} 1 & 0 \\ 0 & -1 \end{bmatrix}$, $\sigma_Y = \begin{bmatrix} 0 & -i \\ i & 0 \end{bmatrix}$ are Pauli matrices. In PQCs, rotation gates are applied on individual qubits described by a unitary matrix

$$\begin{aligned}
 U(\theta_1, \theta_2, \dots, \theta_n) &= U_1(\theta_1) \otimes U_2(\theta_2) \otimes \dots \otimes U_{n-1}(\theta_{n-1}) \otimes U_n(\theta_n) \\
 &= (U_1(\theta_1) \otimes I \otimes \dots \otimes I)(I \otimes U_2(\theta_2) \otimes \dots \otimes I) \dots (I \otimes I \otimes \dots \otimes I \otimes U_n(\theta_n)) \\
 &= S_1(\theta_1) S_2(\theta_2) \dots S_n(\theta_n)
 \end{aligned}$$

as illustrated in Figure 6. Also, recall that [5] that

$$e^A \otimes e^B = e^{A \otimes I_m + I_n \otimes B} \quad (17)$$

for any matrices $A \in \mathbb{C}^{n \times n}$, $B \in \mathbb{C}^{m \times m}$ and I_k denotes the identity matrix of order k . In the following we derive generators of $U(\theta_1, \dots, \theta_n)$.

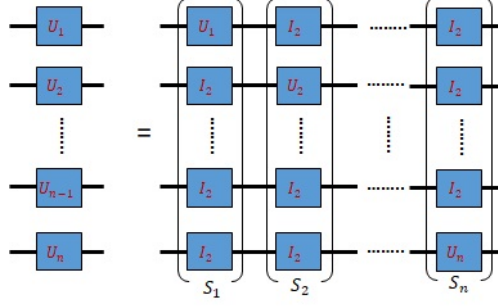


Figure 6: Single-qubit quantum gates in PQCs

Theorem 2.8. The unitary matrix represented by the quantum circuit Figure 6 with $U_j \in \{R_X, R_Y, R_Z\}$, $1 \leq j \leq n$ is given by

$$U(\theta_1, \dots, \theta_n) = \prod_{j=1}^n e^{-i\theta_j \frac{1}{2} H_j},$$

where $H_j = I_{2^{j-1}} \otimes \sigma_{s_j} \otimes I_{2^{n-j}}$ and $U_j(\theta_j) = e^{-i\theta_j \frac{1}{2} \sigma_{s_j}}$, $s_j \in \{X, Y, Z\}$.

In particular, if $U_j(\theta_j) = e^{-i\theta_j \frac{1}{2} \sigma_s}$, $s \in \{X, Y, Z\}$ for all j then

$$U(\theta_1, \dots, \theta_n) = e^{-i\theta_j \frac{1}{2} \sum_{j=1}^n \theta_j H_j}.$$

Proof: Obviously,

$$\begin{aligned} S_j(\theta_j) &= \underbrace{I \otimes \dots \otimes I}_{(j-1)\text{-times}} \otimes U_j(\theta_j) \otimes \underbrace{I \otimes \dots \otimes I}_{(n-j)\text{-times}} \\ &= I_{2^{j-1}} \otimes e^{-i\theta_j \frac{1}{2} \sigma_{s_j}} \otimes I_{2^{n-j}} \\ &= \frac{1}{e} e^{I_{2^{j-1}}} \otimes e^{-i\theta_j \frac{1}{2} \sigma_{s_j}} \otimes \frac{1}{e} e^{I_{2^{n-j}}} \\ &= \frac{1}{e^2} e^{2I_{2^n} - (i\theta_j \frac{1}{2} I_{2^{j-1}} \otimes \sigma_{s_j} \otimes I_{2^{n-j}})} \\ &= e^{-i\theta_j \frac{1}{2} I_{2^{j-1}} \otimes \sigma_{s_j} \otimes I_{2^{n-j}}}. \end{aligned}$$

Now the desired result follows from the fact that $U(\theta_1, \dots, \theta_n) = S_1(\theta_1) \dots S_n(\theta_n)$. \square

Note that even if the Hamiltonians and the unitary matrices corresponding to $S_j(\theta_j)$, $1 \leq j \leq n$ are easy to express and derive for small values of n , the time complexity for finding the explicit matrix representation of $S_j(\theta_j)$ or $U(\theta_1, \dots, \theta_n)$ is $O(2^{2n})$, using standard matrix multiplication. Now below we use the $\mathbb{Q}\mathbb{T}_n$ and show that this complexity be drastically reduced. We now consider a general one-qubit gate $U_j(\theta) = \begin{bmatrix} e^{i(\theta_1+\theta_2)\cos\theta_3} & e^{i(\theta_1-\theta_2)\sin\theta_3} \\ -e^{i(\theta_1-\theta_2)\sin\theta_3} & e^{i(\theta_1+\theta_2)\cos\theta_3} \end{bmatrix}$, where $\theta = (\theta_1, \theta_2, \theta_3) \in \mathbb{R}^3$. However, we denote $U_j = \begin{bmatrix} u_{11} & u_{12} \\ u_{21} & u_{22} \end{bmatrix}$ for brevity in order to simplify the expression derived below.

Consider

$$S_j = I_2 \otimes \dots \otimes I_2 \otimes \underbrace{U_j}_{j\text{-th position}} \otimes I_2 \dots \otimes I_2. \quad (18)$$

Then for any basis element $|k_1 \dots k_j \dots k_n\rangle$ of \mathbb{C}^{2^n} ,

$$S_j |k_1 \dots k_j \dots k_n\rangle = \begin{cases} u_{11} |k_1 \dots k_{j-1} 0 k_{j+1} \dots k_n\rangle + u_{21} |k_1 \dots k_{j-1} 1 k_{j+1} \dots k_n\rangle, & \text{if } |k_j\rangle = |0\rangle \\ u_{12} |k_1 \dots k_{j-1} 0 k_{j+1} \dots k_n\rangle + u_{22} |k_1 \dots k_{j-1} 1 k_{j+1} \dots k_n\rangle, & \text{if } |k_j\rangle = |1\rangle. \end{cases} \quad (19)$$

Thus if $|k_1 \dots k_i \dots k_j \dots k_n\rangle$ is the l -th basis element in the standard ordered basis of \mathbb{C}^{2^n} then the corresponding output under S_j can be written as a linear combination of l -th and $(l + 2^{n-j})$ -th basis elements if $|k_j\rangle = |0\rangle$, whereas the output is a linear sum of l -th and $(l - 2^{n-j})$ -th basis states if $|k_j\rangle = |1\rangle$ (note that if $k_j = 1$ then $l > 2^{n-j}$, $1 \leq l \leq 2^n$). Then we have the following theorem.

Theorem 2.9. *The matrix representation of S_j , defined in equation (18) is*

$$S_j = \text{diag}\{\underbrace{\widehat{U}, \dots, \widehat{U}}_{2^{j-1}\text{-times}}\}, \quad (20)$$

where $\widehat{U} = [\widehat{u}_{pq}] \in \mathbb{C}^{2^{n-j+1} \times 2^{n-j+1}}$ is given by

$$\widehat{u}_{pq} = \begin{cases} u_{11} & 1 \leq p = q \leq 2^{n-j} \\ u_{12} & p = r, q = r + 2^{n-j}, r \in \{1, \dots, 2^{n-j}\} \\ u_{21} & p = r + 2^{n-j}, q = r, r \in \{1, \dots, 2^{n-j}\} \\ u_{22} & 1 + 2^{n-j} \leq p = q \leq 2^{n-j+1} \\ 0 & \text{otherwise.} \end{cases} \quad (21)$$

Finally, the Hamiltonian H_j such that $S_j = e^{-iH_j}$ is given by equation 23.

Proof: Note that S_j acts on the basis elements as described by equation (21) and an output state depends on the j -th qubit of the corresponding input state. From the construction of \mathcal{QT}_n , it follows that there are 2^{n-j} terminal nodes stem from each j -th order node. The last qubit of the state corresponding to a j -th order state determine the j -th qubit state of an n -qubit basis state represented by a terminal node of \mathcal{QT}_n . Since there are alternative $|0\rangle$ and $|1\rangle$ last-qubit state in the states corresponding to the j -th order nodes of \mathcal{QT}_n , and there are 2^{n-j} n -qubit basis states originated from each of these j -th order nodes, S_j acts alternatively on j -th qubit as $|0\rangle$ and $|1\rangle$ of the n -qubit basis states in groups of 2^{n-j} , starting from the group of 2^{n-j} basis elements whose j -th qubit is $|0\rangle$. Thus the proof of equation (20) follows. The equation (21) follows by employing equation (19). Observe that the S_j has a similar form as that of equation (5).

Now following the proof of Theorem 2.3 for finding the eigenpairs of the matrix given in equation (5), the eigenpairs of S_j can be obtained from eigenpairs of U_j as follows. Let $(\lambda_s, |u_s\rangle) = (\widehat{u}_{s1} \ \widehat{u}_{s2})^T$, $s = 1, 2$ be the eigenpairs of U . Then for any $r \in \{1, \dots, 2^{n-j}\}$, the vector $|v_r\rangle_s = [v_{s,r}]_{l=1}^{2^{n-j+1}} \in \mathbb{C}^{2^{n-j+1}}$ given by

$$[v_{s,r}]_l = \begin{cases} \widehat{u}_{s1} & \text{if } l = r \\ \widehat{u}_{s2} & \text{if } l = r + 2^{n-j} \\ 0 & \text{otherwise.} \end{cases} \quad (22)$$

is an eigenvector of \widehat{U} corresponding to the eigenvalue λ_s , $s = 1, 2$. Thus $(\lambda_s, |v_r\rangle_s)$, $s = 1, 2$, $r \in \{1, \dots, 2^{n-j}\}$ provide a complete list of eigenpairs of \widehat{U} .

Then if $\{|e_m\rangle : 1 \leq m \leq 2^{j-1}\}$ is the canonical basis of $\mathbb{C}^{2^{j-1}}$ then $(\lambda_s, |e_m\rangle \otimes |v_r\rangle_s)$ form a complete list of eigenpairs of S_j , where $s = 1, 2$, $r \in \{1, \dots, 2^{n-j}\}$ and $m \in \{1, \dots, 2^{j-1}\}$. Hence the eigendecomposition of S_j is given by

$$S_j = \sum_{s,r,m} \lambda_s (|e_m\rangle \otimes |v_r\rangle_s) (\langle e_m| \otimes \langle v_r|_s).$$

Finally, by Proposition 2.1, the Hamiltonian H_j such that $S_j = e^{-iH_j}$ is given by

$$H_j = \sum_{s,r,m} z_s (|e_m\rangle \otimes |v_r\rangle_s) (\langle e_m| \otimes \langle v_r|_s), \quad (23)$$

where $\lambda_s = e^{-\iota z_s}$, $s = 1, 2$. This completes the proof. \square

Thus for a string of one-qubit gates $U(\theta) = \prod_{j=1}^n S_j(\theta_j)$, the local Hamiltonian decomposition of $U(\theta)$ is given by

$$U(\theta) = \prod_{j=1}^n e^{-\iota H_j},$$

where H_j is given by Theorem 2.9.

2.2.1 Numerical Simulations

Now we validate Theorem 2.9 for certain standard string of one-qubit gates in a PQC for calculation of Hamiltonian with direct computation of exponential of a matrix using *Python 3's mexp* function. We assume a 4-qubit circuit the string of rotation gates R_U , $U \in \{R_X(\theta), R_Y(\theta), R_Z(\theta)\}$ applied on each qubit. Then using the decomposition in Figure 6 setting $U_j = U$, we calculate the error $\|U(\theta) - e^{\iota H_1(\theta)} e^{-\iota H_2} e^{\iota H_3(\theta)} e^{\iota H_4(\theta)}\|_F$ for 100 values of $\theta \in [-\pi, \pi]$. The H_j is found employing Theorem 2.9 and $U(\theta)$ is obtained by finding the tensor product of the rotation gates in *Python 3*. The errors are in the order of 10^{-15} .

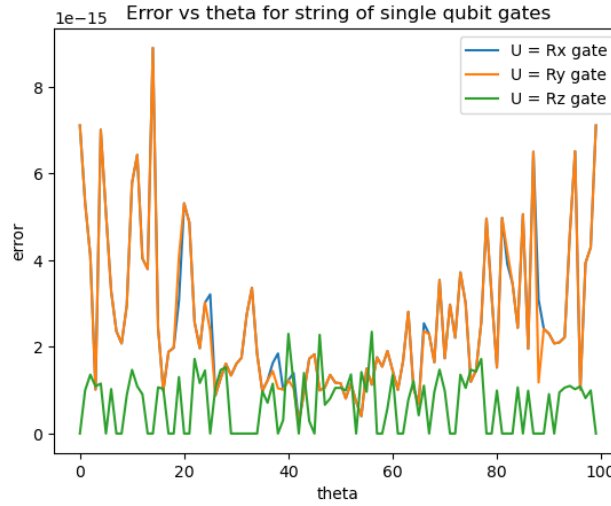


Figure 7: The error $\|U(\theta) - e^{\iota H_1(\theta)} e^{-\iota H_2} e^{\iota H_3(\theta)} e^{\iota H_4(\theta)}\|_F$ vs θ for 100 values of $\theta \in [-\pi, \pi]$

2.3 Local Hamiltonian decomposition

Given a one-layer n -qubit PQC defined by single-qubit and two-qubit control parametrized gates, which represents a unitary matrix $U(\theta)$, following the description as in Figure 1 we have

$$U(\theta) = \prod_{k=1}^K U_k(\theta_k), \quad (24)$$

where $U_k(\theta_k)$ represents a string of single-qubit parametrized gates or a two-qubit parametrized control gate. Here $\theta = \{\theta_k : 1 \leq k \leq K\}$ and θ_k denotes the set of parameters involved in the string of single-qubit gates or two-qubit control gates.

Then following Theorem 2.3 and Theorem 2.5, utilizing the Hamiltonian representation, we have

$$U_k(\theta_k) = e^{-\iota \sum_{p=1}^P \lambda_{pk}(\theta_k) H_{pk}(\theta_k)} \quad (25)$$

corresponding to a two-qubit control gate, where P is the number of non-unit eigenvalues of $U_k(\theta_k)$.

Following Theorem 2.9, when $U_k(\theta_k)$ represents a string of single-qubit gates then

$$U_k(\theta_k) = \prod_{j=1}^n S_j(\theta_{jk}) = \prod_{j=1}^n e^{-i \sum_{q=1}^Q \lambda_{qk}(\theta_{qk}) H_{qk}(\theta_k)}, \quad (26)$$

where θ_{jk} denotes the set of parameters in the k -th single-qubit gate of the string of single-qubit gates which define $U_k(\theta_k)$, and Q is the number of non-unit eigenvalues of $U_k(\theta_k)$.

Thus employing equations (25) and (26) into equation (24) gives the local Hamiltonian decomposition of the PQC.

3 Probability amplitudes of the output state of a quantum circuit

Finally, we use the decomposition of a single layer PQC as described in Figure 1 and derive analytical formula for computation of probability amplitudes of output of an input state under the given PQC. Obviously, the unitary matrix corresponding to the PQC can be written as a product of unitaries corresponding to string of one-qubit unitaries and two-qubit control gates. Employing the sparsity representation of these local unitaries, we develop fast algorithms for the determination of the probability amplitudes corresponding to canonical basis for the output state corresponding to an input state for a PQC with one-qubit and two-qubit control gates.

In order to derive the output state for an input state under a two-qubit control gate C_{ij} with j -th qubit as target and i -th qubit as control in a n -qubit system, let us consider $i < j$ and the unitary matrix corresponding to C_{ij} given by equations (3) and (5). Let $|\psi\rangle = \sum_{k=1}^{2^n} a_k |k\rangle$ be an input state, where $\{|k\rangle : 1 \leq k \leq 2^n\}$ denotes the canonical ordered basis of \mathbb{C}^{2^n} . Then

$$\begin{aligned} C_{ij} |\psi\rangle &= \sum_{l=0}^{2^{i-1}-1} \sum_{k=2l \times 2^{n-i}+1}^{(2l+1) \times 2^{n-i}} a_k |k\rangle + \\ &\sum_{l=0}^{2^{i-1}-1} [(u_{11}a_{(2l+1)2^{n-i}+1} + u_{12}a_{(2l+1)2^{n-i}+2^{n-j}+1}) |(2l+1)2^{n-i}+1\rangle + \dots + \\ &(u_{11}a_{(2l+1)2^{n-i}+2^{n-j}} + u_{12}a_{(2l+1)2^{n-i}+2^{n-j}+1}) |(2l+1)2^{n-i}+2^{n-j}\rangle + \\ &(u_{21}a_{(2l+1)2^{n-i}+1} + u_{22}a_{(2l+1)2^{n-i}+2^{n-j}+1}) |(2l+1)2^{n-i}+2^{n-j}+1\rangle + \dots + \\ &(u_{21}a_{(2l+1)2^{n-i}+2^{n-j}} + u_{22}a_{(2l+1)2^{n-i}+2^{n-j}+1}) |(2l+1)2^{n-i}+2^{n-j}+1\rangle + \\ &(u_{11}a_{2^{n-j}+1+(2l+1)2^{n-i}+1} + u_{12}a_{(2^{j-i}-1)2^{n-j}+1+(2l+1)2^{n-i}+2^{n-j}+1}) |2^{n-j}+1+(2l+1)2^{n-i}+1\rangle + \dots + \\ &(u_{11}a_{2^{n-j}+1+(2l+1)2^{n-i}+2^{n-j}} + u_{12}a_{2^{n-j}+1+(2l+1)2^{n-i}+2^{n-j}+1}) |2^{n-j}+1+(2l+1)2^{n-i}+2^{n-j}\rangle + \\ &(u_{21}a_{2^{n-j}+1+(2l+1)2^{n-i}+1} + u_{22}a_{2^{n-j}+1+(2l+1)2^{n-i}+2^{n-j}+1}) |2^{n-j}+1+(2l+1)2^{n-i}+2^{n-j}+1\rangle + \dots + \\ &(u_{21}a_{2^{n-j}+1+(2l+1)2^{n-i}+2^{n-j}} + u_{22}a_{2^{n-j}+1+(2l+1)2^{n-i}+2^{n-j}+1}) |2^{n-j}+1+(2l+1)2^{n-i}+2^{n-j}+1\rangle + \\ &\vdots \\ &(u_{11}a_{(2^{j-i}-1)2^{n-j}+1+(2l+1)2^{n-i}+1} + u_{12}a_{(2^{j-i}-1)2^{n-j}+1+(2l+1)2^{n-i}+2^{n-j}+1}) \\ &|(2^{j-i}-1)2^{n-j}+1+(2l+1)2^{n-i}+1\rangle + \dots + \\ &(u_{11}a_{(2^{j-i}-1)2^{n-j}+1+(2l+1)2^{n-i}+2^{n-j}} + u_{12}a_{(2^{j-i}-1)2^{n-j}+1+(2l+1)2^{n-i}+2^{n-j}+1}) \\ &|(2^{j-i}-1)2^{n-j}+1+(2l+1)2^{n-i}+2^{n-j}\rangle + \\ &(u_{21}a_{(2^{j-i}-1)2^{n-j}+1+(2l+1)2^{n-i}+1} + u_{22}a_{(2^{j-i}-1)2^{n-j}+1+(2l+1)2^{n-i}+2^{n-j}+1}) \\ &|(2^{j-i}-1)2^{n-j}+1+(2l+1)2^{n-i}+2^{n-j}+1\rangle + \dots + \\ &(u_{21}a_{(2^{j-i}-1)2^{n-j}+1+(2l+1)2^{n-i}+2^{n-j}} + u_{22}a_{(2^{j-i}-1)2^{n-j}+1+(2l+1)2^{n-i}+2^{n-j}+1}) \\ &|(2^{j-i}-1)2^{n-j}+1+(2l+1)2^{n-i}+2^{n-j}+1\rangle]. \end{aligned} \quad (27)$$

Note that C_{ij} (given by C_U in equation (3)) acts as an identity operator on the alternative 2^{n-i} standard basis elements, the coefficients corresponding to these basis states in the algebraic vector representation of $|\psi\rangle$ remain invariant under the gate U_{ij} . Thus the first line of the expression of $U_{ij}|\psi\rangle$ follows. Now for the basis states on which C_U acts nontrivially through the expression of \widehat{U} , which is further defined by the blocks $\widehat{U}^{(1)} \in \mathbb{C}^{2^{n-j+1} \times 2^{n-j+1}}$ acts symmetrically on 2^{n-j+1} basis states following equation (2) and equation (6). For example, the effect of the first block $\widehat{U}^{(1)}$ in the expression of the first block \widehat{U} of C_U given by equation (5) on the input state $|\psi\rangle$ as described above is given by

$$(u_{11}a_{2^{n-i}+1} + u_{12}a_{2^{n-i}+2^{n-j}}) |2^{n-i} + 1\rangle + \dots + (u_{11}a_{2^{n-i}+2^{n-j}} + u_{12}a_{2^{n-i}+2^{n-j}+1}) |2^{n-i} + 2^{n-j}\rangle + \\ (u_{21}a_{2^{n-i}+1} + u_{22}a_{2^{n-i}+2^{n-j}}) |2^{n-i} + 2^{n-j} + 1\rangle + \dots + (u_{21}a_{2^{n-i}+2^{n-j}} + u_{22}a_{2^{n-i}+2^{n-j}+1}) |2^{n-i} + 2^{n-j+1}\rangle$$

setting $l = 0$. Thus the remaining equations in the output state $C_U|\psi\rangle$ represent the action of a block matrix \widehat{U} , where l represents the position of the block in the matrix representation of C_U .

Example 3.1. (a) Consider the example given in Example 2.4 (a). If $|\psi\rangle = \sum_{k=1}^{32} a_k |k\rangle$, where $\{|k\rangle : 1 \leq k \leq 32\}$ is the standard basis of \mathbb{C}^{2^5} then

$$U_{ij}|\psi\rangle = \sum_{k=1}^8 a_k |k\rangle + \\ (u_{11}a_9 + u_{12}a_{13}) |9\rangle + (u_{11}a_{10} + u_{12}a_{14}) |10\rangle + (u_{11}a_{11} + u_{12}a_{15}) |11\rangle + (u_{11}a_{12} + u_{12}a_{16}) |12\rangle + \\ (u_{21}a_9 + u_{22}a_{13}) |13\rangle + (u_{21}a_{10} + u_{22}a_{14}) |14\rangle + (u_{21}a_{11} + u_{22}a_{15}) |15\rangle + (u_{21}a_{12} + u_{22}a_{16}) |16\rangle + \\ \sum_{k=17}^{24} a_k |k\rangle + \\ (u_{11}a_{25} + u_{12}a_{29}) |25\rangle + (u_{11}a_{26} + u_{12}a_{30}) |26\rangle + (u_{11}a_{27} + u_{12}a_{31}) |27\rangle + (u_{11}a_{28} + u_{12}a_{32}) |28\rangle + \\ (u_{21}a_{25} + u_{22}a_{29}) |29\rangle + (u_{21}a_{26} + u_{22}a_{30}) |30\rangle + (u_{21}a_{27} + u_{22}a_{31}) |31\rangle + (u_{21}a_{28} + u_{22}a_{32}) |32\rangle.$$

(b) Consider the input state $|\psi\rangle = \sum_{k=1}^{32} a_k |k\rangle$ given in Example 2.4 (b). Then the corresponding output state is given by

$$U_{ij}|\psi\rangle = \sum_{k=1}^8 a_k |k\rangle + \\ (u_{11}a_9 + u_{12}a_{11}) |9\rangle + (u_{11}a_{10} + u_{12}a_{12}) |10\rangle + (u_{21}a_9 + u_{22}a_{11}) |11\rangle + (u_{21}a_{10} + u_{22}a_{12}) |12\rangle + \\ (u_{11}a_{13} + u_{12}a_{15}) |13\rangle + (u_{11}a_{14} + u_{12}a_{16}) |14\rangle + (u_{21}a_{13} + u_{22}a_{15}) |15\rangle + (u_{21}a_{14} + u_{22}a_{16}) |16\rangle + \\ \sum_{k=17}^{24} a_k |k\rangle + \\ (u_{11}a_{25} + u_{12}a_{27}) |25\rangle + (u_{11}a_{26} + u_{12}a_{28}) |26\rangle + (u_{21}a_{25} + u_{22}a_{27}) |27\rangle + (u_{21}a_{26} + u_{22}a_{28}) |28\rangle + \\ (u_{11}a_{29} + u_{12}a_{31}) |29\rangle + (u_{11}a_{30} + u_{12}a_{32}) |30\rangle + (u_{21}a_{29} + u_{22}a_{31}) |31\rangle + (u_{21}a_{30} + u_{22}a_{32}) |32\rangle.$$

Similarly, we can obtain direct formulae for probability amplitudes for $C_{ij}|\psi\rangle$ when $i > j$, and for output state of an input under a string of one-qubit gates. However, it is not immediate what gain is achieved from these expressions. Thus we develop algorithms for the generation of the output states corresponding to an input state when it undergoes these gates in a quantum circuit setup. Then we analyze the complexity of these algorithms.

First, we provide Algorithm(10) in order to determine output states of an input state for a two-qubit control gate. Next, in Algorithm 11 we determine output state for a string of one-qubit gates. Note that these algorithms exploit the sparsity pattern of the 2-sparse unitary matrices of order 2^n corresponding to single-qubit and two-qubit control gates derived in Theorem 2.3, Theorem 2.5 and Theorem 2.9.

Algorithm 10 Algorithm for applying a control gate on a quantum state

Input: The fixed variables n, i, j and $1 \leq i, j \leq n, i \neq j$. An input quantum state $inp \in \mathbb{C}^{2^n}$. A unitary matrix

$$U = \begin{bmatrix} u_{11} & u_{12} \\ u_{21} & u_{22} \end{bmatrix}.$$

Output: Quantum State after the application of control gate $out \in \mathbb{C}^{2^n}$

```
1: procedure CONTROLGATE(inp, n, i, j, U)
2:   out  $\leftarrow$  inp
3:   if  $i < j$  then
4:     state  $\leftarrow$  1
5:     for  $x \leftarrow 1$  to  $2^i$  do
6:       if  $x$  is odd then
7:         state  $\leftarrow$  state +  $2^{(n-i)}$ 
8:       end if
9:       if  $x$  is even then
10:        for  $a \leftarrow 1$  to  $2^{(j-i-1)}$  do
11:          for  $b \leftarrow 1$  to  $2^{(n-j)}$  do
12:            outstate  $\leftarrow$   $u_{11} \cdot \text{inp}_{\text{state}} + u_{12} \cdot \text{inp}_{\text{state}+2^{(n-j)}}$ 
13:            state  $\leftarrow$  state + 1
14:          end for
15:          for  $b \leftarrow 1$  to  $2^{(n-j)}$  do
16:            outstate  $\leftarrow$   $u_{21} \cdot \text{inp}_{\text{state}-2^{(n-j)}} + u_{22} \cdot \text{inp}_{\text{state}}$ 
17:            state  $\leftarrow$  state + 1
18:          end for
19:        end for
20:      end if
21:    end for
22:   else
23:     for  $r \leftarrow 1$  to  $2^{(j-1)}$  do
24:       for  $l \leftarrow (2r-2) \cdot 2^{(i-j-1)}$  to  $(2r-1) \cdot 2^{(i-j-1)}$  do
25:         for  $k \leftarrow (2l+1) \cdot 2^{(n-i)} + 1$  to  $(2l+2) \cdot 2^{(n-i)}$  do
26:           outk  $\leftarrow$   $u_{11} \cdot \text{inp}_k + u_{12} \cdot \text{inp}_{k+2^{(n-j)}}$ 
27:         end for
28:       end for
29:     end for
30:     for  $r \leftarrow 1$  to  $2^{(j-1)}$  do
31:       for  $l \leftarrow (2r-1) \cdot 2^{(i-j-1)}$  to  $(2r) \cdot 2^{(i-j-1)}$  do
32:         for  $k \leftarrow (2l+1) \cdot 2^{(n-i)} + 1$  to  $(2l+2) \cdot 2^{(n-i)}$  do
33:           outk  $\leftarrow$   $u_{21} \cdot \text{inp}_{k-2^{(n-j)}} + u_{22} \cdot \text{inp}_k$ 
34:         end for
35:       end for
36:     end for
37:   end if
38:   return out
39: end procedure
```

Algorithm 11 Algorithm for applying a single qubit gate on a quantum state

Input: The fixed variables n, j . An input quantum state $inp \in \mathbb{C}^{2^n}$. A unitary matrix $U = \begin{bmatrix} u_{11} & u_{12} \\ u_{21} & u_{22} \end{bmatrix}$.

Output: Quantum State after the application of single qubit gate $out \in \mathbb{C}^{2^n}$

```
procedure SINGLEQUBITGATE( $inp, n, j, U$ )  
   $out \leftarrow inp$   
   $state \leftarrow 1$   
  for  $x \leftarrow 1$  to  $2^j$  do  
    if  $x$  is odd then  
      for  $a \leftarrow 1$  to  $2^{(n-j)}$  do  
         $out_{state} \leftarrow u_{11} \cdot inp_{state} + u_{12} \cdot inp_{state+2^{(n-j)}}$   
         $state \leftarrow state + 1$   
      end for  
    end if  
    if  $x$  is even then  
      for  $a \leftarrow 1$  to  $2^{(n-j)}$  do  
         $out_{state} \leftarrow u_{21} \cdot inp_{state-2^{(n-j)}} + u_{22} \cdot inp_{state}$   
         $state \leftarrow state + 1$   
      end for  
    end if  
  end for  
  return  $out$   
end procedure
```

3.1 Complexity of the algorithms

To apply a single-qubit gate using Algorithm(11) we need to iterate over all 2^n values in the input quantum state and to update every state we need $O(1)$ operations. Thus the time complexity of the Algorithm 11 is $O(2^n)$. Next, to apply a control gate using Algorithm (10) we need to iterate over all 2^n values in the input quantum state and it either remains the same or changes in $O(1)$ number of entries. Thus the time complexity of this algorithm is $O(K 2^n)$, where K is the total number of single-qubit and two-qubit control gates.

3.2 Numerical simulations

We consider the 4-qubit Hardware Efficient Ansatz (HEA) (Figure 8 (a)) to generate probability distributions corresponding to the output state for the input state which corresponds to uniform distribution.

As discussed in Figure 1, the unitary matrix $U(\theta)$, $\theta = \{\theta_j : 1 \leq j \leq 16\}$ corresponding to the 4-qubit HEA can be written as a product of 6 local unitaries, the first three of which correspond to strings of one-qubit gates and the last three are two-qubit control unitaries. Then setting U_j to be one of the fixed rotation gates $R_X(\theta_j)$, $R_Y(\theta_j)$, $R_Z(\theta_j)$ we plot the probability distribution of the output states by setting $\theta_j = \pi/4$ for all j , employing Algorithms 10 and 11 in Figure 8 (b).

Conclusion. In this paper we undertake a detailed study on finding unitary matrices of order 2^n for single-qubit and two-qubit control gates in any parametrized quantum circuit (PQC) of n -qubits. We associate the nodes of the complete binary one-rooted tree as the canonical ordered basis elements of any k -qubit Hilbert space by the k -th order nodes of the tree, $1 \leq k \leq n$. This combinatorial representation enables us to identify and derive each entry of the desired unitary matrices and we show that these matrices are 2-sparse. Then using a linear algebraic argument, we derive Hamiltonians corresponding to these gates, that we call local Hamiltonian for the entire PQC. Consequently, a local Hamiltonian decomposition of the PQC is obtained. Further we employ the sparsity pattern to develop a classical algorithm of complexity $O(2^n)$ to determine probability amplitudes of the output of a PQC corresponding to any input quantum state.

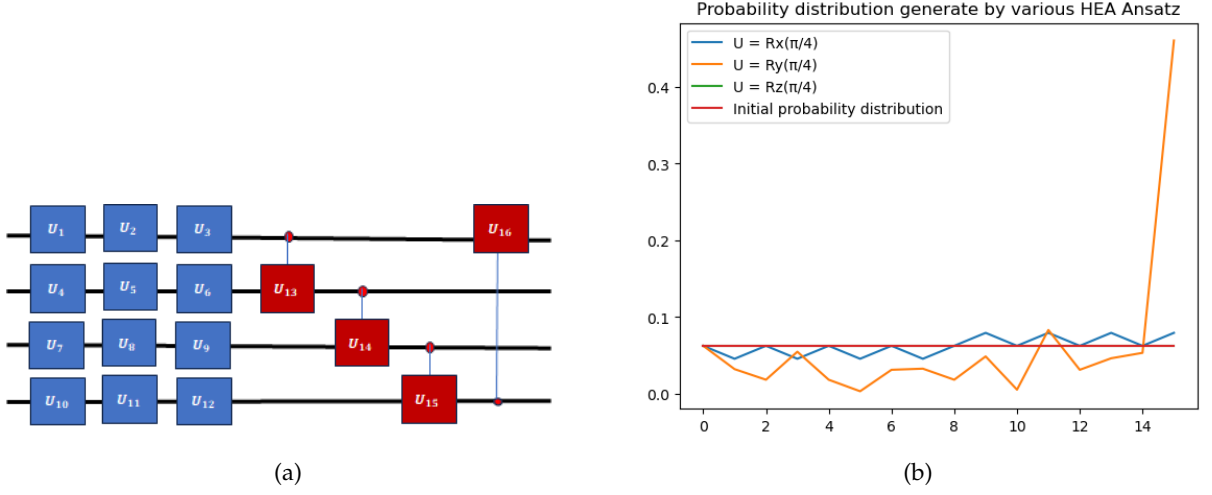


Figure 8: (a) 4-qubit Hardware Efficient Ansatz (HEA), $U_j = R_X(\theta_j)$, $j = 1, \dots, 16$ (b) Probability distribution generated by HEA Ansatz using different controlled rotation gates applied using Algorithm(10) setting $U_j(\theta_j) = U \in \{R_X(\pi/4), R_Y(\pi/4), R_Z(\pi/4)\}$.

Acknowledgement. AJ thanks Fujitsu Research of India Pvt Ltd (FRIPL) for the research internship opportunity to work on this project.

References

- [1] Amira Abbas, David Sutter, Christa Zoufal, Aurélien Lucchi, Alessio Figalli, and Stefan Woerner. The power of quantum neural networks. *Nature Computational Science*, 1(6):403–409, 2021.
- [2] Marcello Benedetti, Erika Lloyd, Stefan Sack, and Mattia Fiorentini. Parameterized quantum circuits as machine learning models. *Quantum Science and Technology*, 4(4):043001, 2019.
- [3] Edward Farhi, Jeffrey Goldstone, and Sam Gutmann. A quantum approximate optimization algorithm, 2014.
- [4] Matthew L Goh, Martin Larocca, Lukasz Cincio, M Cerezo, and Frédéric Sauvage. Lie-algebraic classical simulations for variational quantum computing. *arXiv preprint arXiv:2308.01432*, 2023.
- [5] Roger A Horn and Charles R Johnson. *Topics in matrix analysis*. Cambridge university press, 1994.
- [6] Martin Larocca, Piotr Czarnik, Kunal Sharma, Gopikrishnan Muraleedharan, Patrick J Coles, and Marco Cerezo. Diagnosing barren plateaus with tools from quantum optimal control. *Quantum*, 6:824, 2022.
- [7] Martin Larocca, Nathan Ju, Diego García-Martín, Patrick J Coles, and Marco Cerezo. Theory of over-parametrization in quantum neural networks. *Nature Computational Science*, 3(6):542–551, 2023.
- [8] Michael Ragone, Bojko N Bakalov, Frédéric Sauvage, Alexander F Kemper, Carlos Ortiz Marrero, Martin Larocca, and M Cerezo. A unified theory of barren plateaus for deep parametrized quantum circuits. *arXiv preprint arXiv:2309.09342*, 2023.
- [9] Sebastián Vidal Romero and Juan Santos-Suárez. Paulicomposer: compute tensor products of pauli matrices efficiently. *Quantum Information Processing*, 22(12):449, 2023.
- [10] Samson Wang, Enrico Fontana, Marco Cerezo, Kunal Sharma, Akira Sone, Lukasz Cincio, and Patrick J Coles. Noise-induced barren plateaus in variational quantum algorithms. *Nature communications*, 12(1):1–11, 2021.