

A constructive approach to selective risk control

Zijun Gao¹, Wenjie Hu², and Qingyuan Zhao³

¹Department of Data Science and Operations, University of Southern California, USA

²Department of Biostatistics, Epidemiology & Informatics, University of Pennsylvania, USA

³Statistical Laboratory, University of Cambridge, UK

Abstract

Many modern applications require using data to select the statistical tasks and make valid inference after selection. In this article, we provide a unifying approach to control for a class of selective risks. Our method is motivated by a reformulation of the celebrated Benjamini–Hochberg (BH) procedure for multiple hypothesis testing as the fixed point iteration of the Benjamini–Yekutieli (BY) procedure for constructing post-selection confidence intervals. Building on this observation, we propose a constructive approach to control extra-selection risk (where selection is made after decision) by iterating decision strategies that control the post-selection risk (where decision is made after selection), and show that many previous methods and results are special cases of this general framework. Our development leads to two surprising results about the BH procedure: (1) in the context of one-sided location testing, the BH procedure not only controls the false discovery rate at the null but also at other locations *for free*; (2) in the context of permutation tests,

the BH procedure with exact permutation p-values can be well approximated by a procedure which only requires a total number of permutations that is almost *linear* in the total number of hypotheses.

Keywords: selection inference, multiple testing, false discovery rate, fixed-point iteration, permutation test

1 Introduction

In classical statistical theory, it is assumed that the scientific hypotheses of interest and the statistical model are determined before data analysis. In modern applications, however, data analysts are often interested in using the data to select suitable models or hypotheses to be tested. It is widely recognized that classical inference procedures are usually invalid in presence of selection. This has led to a vast literature on “selective inference”. Under this umbrella term are two broad types of problems:

The selection problem: How can we select promising signals for further investigation?

The post-selection problem: How can we make statistical inference after some tasks have been selected using the data?

Although these two types of problems are often studied in isolation in the literature, they are clearly related. For one thing, it is natural to expect that good post-selection inference should take into account of how the selection is made. Moreover, the selection problem can be viewed as a special case of the post-selection problem, where the target of inference is the selection itself.

This article is motivated by a surprising observation that connects the celebrated Benjamini–Hochberg (BH) procedure for controlling the false discovery rate (FDR)—a multiple testing method for the selection problem—and the Benjamini-Yekutieli procedure for controlling the false coverage-statement rate (FCR)—a well-known method for the post-selection problem. In the original article by Benjamini and Yekutieli (2005) that introduces the BY procedure, it is already observed that the output of the BH procedure

is a *fixed point* of the BY procedure, that is,

$$\text{BH}(\text{data}) = \text{BY} \circ \text{BH}(\text{data}),$$

where \circ means composition of those procedures (a precise definition will be given later). With this observation, Benjamini and Yekutieli (2005, section 6.1) uses the FCR controlling property of BY to prove the FDR controlling property of BH. We find that the BH and BY procedures have an even closer connection: BH is exactly the *fixed point iteration* of BY in the sense that

$$\text{BH}(\text{data}) = \underbrace{\text{BY} \circ \text{BY} \circ \cdots \circ \text{BY}}_{\text{until convergence}}(\text{data}). \quad (1)$$

We next use a numerical example to clarify what we mean by (1) and how it motivates the rest of this article.

1.1 The BH procedure as a fixed point iteration

Suppose a data analyst observed m independent z-statistics, $X_i \sim \mathcal{N}(\theta_i, 1)$ and the associated one-sided p-values $P_i = \Phi(X_i)$ for the null hypotheses $H_i : \theta_i \geq 0, i = 1, \dots, m$, where Φ is the cumulative distribution function of the standard normal distribution. Let $X_{(1)} \leq \cdots \leq X_{(m)}$ be the order statistics and $P_{(1)} \leq \cdots \leq P_{(m)}$ be the associated p-values. Given $q \in [0, 1]$, the BH procedure rejects the null hypothesis $H_i : \theta_i \geq 0$ if

$$P_i \leq P^*, \text{ where } P^* = P_{(I^*)} \text{ and } I^* = \max \{i : P_{(i)} \leq (i/m)q\}, \quad (2)$$

and controls the FDR at level q , meaning that

$$\text{FDR} = \mathbb{E} \left[\frac{\sum_{i=1}^m S_i^* 1_{\{\theta_i \geq 0\}}}{1 \vee \sum_{i=1}^m S_i^*} \right] \leq q, \quad (3)$$

where $S_i^* = 1_{\{P_i \leq P^*\}}$. The numerator and denominator in (3) correspond, respectively, to the number of false rejections and the total number of rejections (except that here we

take the maximum with 1 to avoid issues with $0/0$).

The Benjamini–Yekutieli (BY) procedure is a general method that addresses the post-selection problem. Suppose a subset $\mathcal{S} \subseteq \{1, \dots, m\}$ of the indexes of parameters is selected using the data, and one is interested in constructing confidence intervals for the selected parameters. Let $S_i = 1_{\{i \in \mathcal{S}\}}$ be the indicator that i is selected. When specializing to the normal location problem considered here, the BY procedure computes the one-sided confidence intervals $(-\infty, U_i)$ for all $i \in \mathcal{S}$, where

$$U_i = X_i + \Phi^{-1}(1 - q|\mathcal{S}|/m). \quad (4)$$

Benjamini and Yekutieli (2005) showed that if the selection procedure that gives \mathcal{S} is “stable” in a sense defined in Section 2.3 below, then the confidence intervals controls the FCR, that is,

$$\text{FCR} = \mathbb{E} \left[\frac{\sum_{i=1}^m S_i 1_{\{\theta_i \geq U_i\}}}{1 \vee \sum_{i=1}^m S_i} \right] \leq q. \quad (5)$$

A careful reader may have already noticed the similarities between the BH and BY procedures in how the nominal level q is adjusted and the expression of the error rates. But as we will show next, there is an even closer connection: the BH procedure is *exactly* the fixed-point iteration limit of the BY procedure!

We first explain what we mean by “iterative limit” with the help of a numerical example in Figure 1 (more data about this example are provided in Table 2 in the appendix). Imagine the data analyst, having observed $X_1 = -2.59, \dots, X_{20} = 1.88$ is interested in identifying the negative values among $\theta_1, \dots, \theta_{20}$. She first constructed 20 (unadjusted) one-sided confidence intervals, and decided to only keep those that do not cover 0; this is illustrated by the top left panel of Figure 1. Initially, the analyst was content with just reporting these 8 confidence intervals, but was then warned by another statistician about the perils of selection bias. Following the advice of that statistician, the analyst applied the BY procedure and obtained adjusted confidence intervals for the selected parameters, illustrated by the middle panel on the top row of Figure 1. She was told by the statistician that the new confidence intervals are valid in the sense of (5).

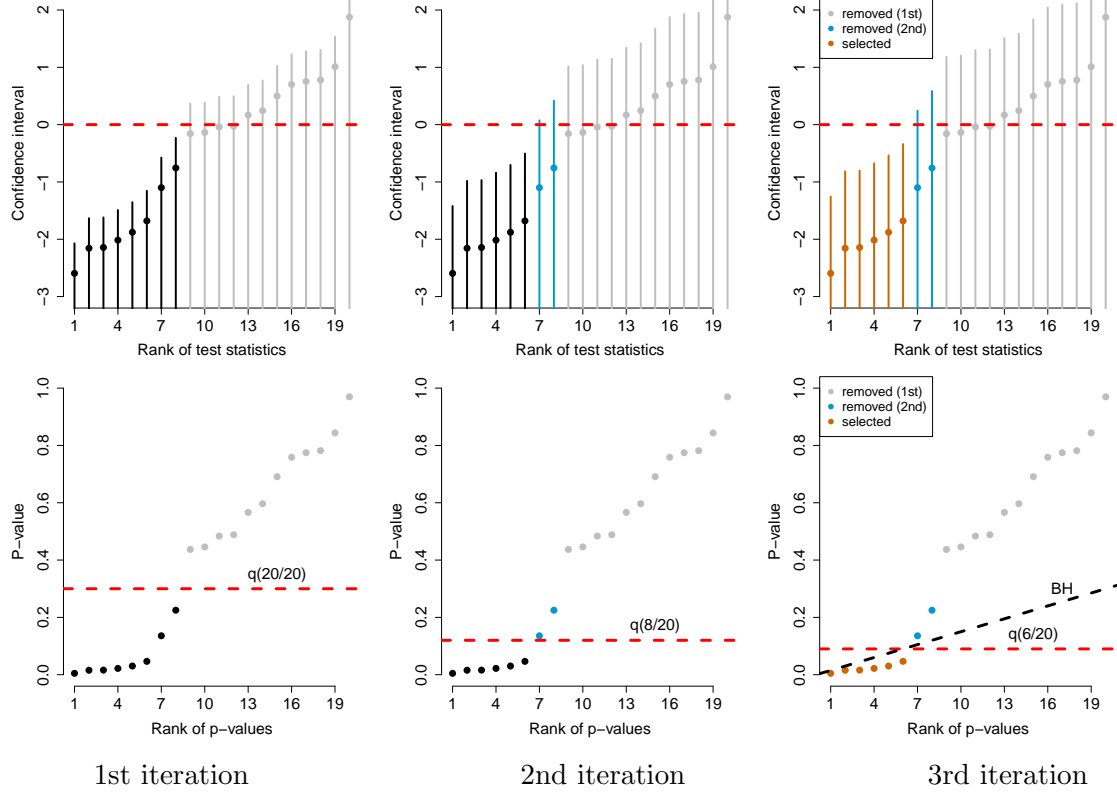


Figure 1: The BH procedure as the fixed point iteration of the BY procedure. In this example, we are interested in testing $H_i : \theta_i \geq 0$, $i = 1, \dots, 20$ using $X_i \sim \mathcal{N}(\theta_i, 1)$. In the first iteration (left panels), 20 one-sided confidence intervals are constructed at level $1 - q = 0.7$, and 12 hypotheses are removed because the corresponding confidence intervals cover zero (top left panel). This is equivalent to eliminating the hypotheses with p-values $\geq q = 0.3$ (top right panel). In the second iteration (middle panels), 8 one-sided confidence intervals at level $1 - q(8/20)$ are constructed and 2 more hypotheses are removed. This is equivalent to de-selecting the hypotheses with p-values $\geq (8/20)q$. In the third iteration (right panels), 6 one-sided confidence intervals at level $1 - (6/20)q$ are constructed and none of them covers zero; in other words, all remaining p-values are below $(6/20)q$. In the bottom right panel, a reference line with slope $q/20$ is superimposed, showing the BH procedure rejects exactly those 6 hypotheses.

But there is an obvious problem: unlike the first unadjusted confidence intervals, some of the new adjusted confidence intervals now cover 0, and the data analyst was tempted to just report the 6 new confidence intervals that do not cover 0. Of course, there is another catch: the new confidence intervals may no longer be valid due to the *extra selection* (from 8 to 6) being made. This time, the data analyst recognized a clever solution: she can just apply the BY procedure to the 6 selected parameters once again! She found that although the confidence intervals become wider with the additional adjustment, none of them covers 0 (top right panel of Figure 1), and she delightedly shared these results with

her colleagues.

The next proposition states that these 6 parameters are exactly those that would be rejected by the BH procedure. This is also illustrated in bottom right panel of Figure 1.

Proposition 1. *In the one-sided normal location problem described above, let $\mathcal{S}^1 = \{1, \dots, m\}$ and consider the fixed point iteration of the BY procedure:*

$$U_i^t = X_i + \Phi^{-1}(1 - q|\mathcal{S}^t|/m), \quad i \in \mathcal{S}^t \quad \text{and} \quad \mathcal{S}^{t+1} = \{i : U_i^t \leq 0\}, \quad t = 1, 2, \dots$$

This iterative procedure converges in finite time, meaning $T = \inf\{t \geq 1 : S_{t-1} = S_t\} - 1 < \infty$ and $\mathcal{S}^t = \mathcal{S}^T$ for all $t \geq T$. Moreover, the selected set at convergence is given by

$$S^T = \{i : P_i \leq P^*\},$$

where P^ is the p -value threshold determined by the BH procedure given in (2).*

1.2 Related work, contributions, and organization

Motivated by the observation about the BH procedure in (1), the rest of this article develops a constructive approach to selective risk control in compound decision problems. Before outlining that approach, let us first briefly review some related work because similar ideas have been discussed in the multiple testing literature for a long time.

As mentioned earlier, Benjamini and Yekutieli (2005, section 6.1) used the fact that the output of BH is a fixed point of BY to prove the FDR controlling property of BH. Weinstein and Yekutieli (2020) consider combining the BY procedure with a selection criterion to construct selective confidence intervals that meet specific criteria, such as not-covering-zero. In another closely related work, Blanchard and Roquain (2008) provided a set of two sufficient conditions for FDR control; among them is a fixed point condition termed “self-consistency”. Madar and Batista (2016) showed that the BH procedure has a fast implementation through a basic iteration, but they did not seem to realize that basic iteration is precisely the BY procedure. Barber and Ramdas (2017) proposed

a BH-like threshold that can control multiple FDRs simultaneously and described an iterative algorithm that is very much like the coordinate-wise (each FDR is considered as a coordinate) generalization of the fixed point iteration described above.

However, we could not find any previous work that explicitly points out that *BH is precisely the fixed-point iteration of BY*. In informal discussion, it was remarked to us that BH and BY have a “dual” relationship, but that description is not accurate. Hypothesis testing (the task of BH) and constructing confidence intervals (the task of BY) have a duality in classical statistical theory (Neyman, 1937), but the precise connection between BH and BY is the fixed-point iteration in (1).

The main purpose of this article is to extend this fixed-point iteration perspective of BH to a much wider class of problems. More specifically, we make the following contributions in the rest of this article:

1. We extend the above reformulation of the BH procedure to general compound decision problems. This general perspective allows us to unify many existing procedures in multiple testing and post-selection inference in a single framework.
2. We use this framework to develop new procedures that control multiple selective risks at the same time. Through the lens of this new framework, we find a surprising “free lunch theorem” that shows the original BH procedure not only controls the FDR for the standard null hypotheses $H_i : \theta_i \geq 0$ but also the FDR for $H_i : \theta_i \geq c$ for a range of c at other locations (albeit at different levels).
3. The iterative perspective can be used to accelerate the BH procedure. The acceleration is particularly useful when each p-value is computationally expensive. We show that if each p-value is obtained by a permutation test, a total number of $O(m \log^2 m)$ (m is the number of hypothesis) permutations would suffice to provide accurate approximations to the BH procedure with exact permutation p-values.

In Section 2 below, we describe the formal compound decision framework and three types of risks: the non-selective or pre-selection risk (e.g. type I error), the post-selection risk (e.g. FCR), and the extra-selection risk (e.g. FDR). These new concepts will be

introduced and distinguished in the context of a game between a selection agent and a decision agent that generalizes the observation in Section 1.1. We then show how a procedure that controls the extra-selection risk can be constructed by iterating a procedure that controls the post-selection risk. In Section 3, we use this constructive approach to develop new methods that control multiple (or even an infinite number of) selective risks at the same time. This requires an extension of the game described in Section 2 to multiple selection and decision agents. In Section 4, we discuss how the observation in Section 1.1 can be used to accelerate the BH procedure when the p-values are obtained from expensive permutation tests. In Section 5, we will conclude the article with some discussion on future research directions. Technical proofs can be found in Supplementary Materials. Replication code for the real data analyses in Sections 3.3 and 4.3 can be found at <https://github.com/ZijunGao/A-constructive-approach-to-selective-risk-control-in-compound-decision-problems>. We provide an R Shiny App that computes the improved FDR curve in Section 3.2 (<https://zijungao.shinyapps.io/FDRCurve/>).

2 A constructive approach to selective risk control

In this section, we first introduce three selective risks: *pre-selection risk*, *post-selection risk* and *extra-selection risk* in a decision theoretical framework in Section 2.1. Then we give a constructive approach to selective risk control by the following two steps:

1. use individual decision rules that control the pre-selection risk to design a method that controls the post-selection risk (“pre to post”), details in Section 2.3 ;
2. use fixed point iteration of the post-selection method from the previous step to control the extra-selection risk (“post to extra”), details in Section 2.2.

2.1 Selective risks in compound decision problems

We first describe a compound decision setting that does not involve adaptive selection using the data. Suppose we have observed some data \mathbf{X} taking values in \mathcal{X} from a

distribution P_θ , where $\theta \in \Theta$ is an unknown parameter. Suppose further that we have m statistical tasks. For task i , a decision rule $d_i : \mathcal{X} \rightarrow \mathcal{D}_i$ is defined as a procedure that takes in the data \mathbf{X} and returns a decision $D_i = d_i(\mathbf{X})$ in a decision space \mathcal{D}_i . Each decision is evaluated based on a loss function $\ell_i : \mathcal{D}_i \times \Theta \rightarrow [0, 1]$. In this paper we assume the loss is bounded between 0 and 1. The *risk* of a decision procedure d_i is defined as

$$r_i(d_i, \theta) := \mathbb{E}_\theta [\ell_i(d_i(\mathbf{X}), \theta)], \quad (6)$$

where \mathbb{E}_θ denotes the expectation with respect to $\mathbf{X} \sim P_\theta$.

Often, we are interested in controlling the risk at some level. We say a collection of decision rules $\{d_i(\cdot; q) : q \in [0, 1]\}$ controls the ℓ_i -risk if its risk is bounded above by the target level q under any distribution P_θ , that is,

$$\sup_{\theta \in \Theta} r_i(d_i(\cdot; q), \theta) \leq q, \quad \forall q \in [0, 1]. \quad (7)$$

Example 1 (Multiple testing). In multiple testing, the i -th statistical task is to test a null hypothesis $H_i : \theta \in \Theta_i$, and the decision space \mathcal{D}_i is $\{0, 1\}$, where $D_i = 1$ means the null hypothesis H_i is rejected. The loss function is given by

$$\ell_i(d_i, \theta) = \begin{cases} 1, & \text{if } \theta \in \Theta_i \text{ and } d_i = 1, \\ 0, & \text{otherwise.} \end{cases}$$

In the simplest setting, the i -th test is done by using a single p-value P_i . The definition that the decision procedure d_i controls the (non-selective) risk essentially means the p-value P_i is valid in the sense that $\mathbb{P}_\theta(P_i \leq q) \leq q$ for all $\theta \in \Theta_i$ and $q \in [0, 1]$. In simultaneous hypothesis testing, a commonly-used measure of risk is the family-wise error rate $\text{FWER} = \mathbb{E}_\theta[\max_i \ell_i(d_i, \theta)]$.

In this paper, we are interested in the problem of selective inference, where one may use the data to select which decisions could or should be made. In other words, the risk is a function of both the decision rule and a selection rule $\mathbf{s} : \mathcal{X} \rightarrow \{0, 1\}^m$. A selective

Notation	Description
$\mathbf{X} \in \mathcal{X}$ $\theta \in \Theta$	data parameter of the distribution of \mathbf{X}
$d_i : \mathcal{X} \rightarrow \mathcal{D}_i$ $D_i = d_i(\mathbf{X})$ $\tilde{d}_i : \{0, 1\}^m \times \mathcal{X} \rightarrow \mathcal{D}_i$	decision rule of task i decision of task i decision strategy of task i
$s_i : \mathcal{X} \rightarrow \{0, 1\}$ or $s_i : \{0, 1\}^m \times \mathcal{X} \rightarrow \{0, 1\}$ $S_i = s_i(\mathbf{X})$ or $s_i(\mathbf{w}, \mathbf{X})$ $\tilde{s}_i : \mathcal{D} \times \mathcal{X} \rightarrow \{0, 1\}$ $\mathbf{S} = (S_i)$ $\mathcal{S} \in 2^{[m]}$ $ \mathcal{S} $ or $ \mathbf{S} $ $\mathbf{S} \preceq \mathbf{S}'$	selection rule or extended selection rule selection indicator: $S_i = 1$ means task i is selected selection strategy selection indicator vector set of selected tasks number of selected tasks $S_i \leq S'_i, i \in [m]$
$\ell_i(D_i, \theta)$ $r(\mathbf{d}, \mathbf{s}, \theta)$ $r^{\text{pre/post/extra}}(\mathbf{d}, \theta)$	loss of task i associated with the decision D_i risk associated with decision rule \mathbf{d} and selection rule \mathbf{s} pre/post/extra-selection risk of decision rule \mathbf{d}

Table 1: Notation in this article. Decision rule/strategy share the same domain and codomains as the selection rule/strategy and are denoted using d instead of s .

inference problem is then characterized by how the risk takes the selection rule \mathbf{s} into account. In this paper, we consider the following risk function that averages the losses among the selected tasks:

$$r(\mathbf{d}, \mathbf{s}, \theta) := \mathbb{E}_\theta \left[\frac{\sum_{i \in \mathcal{S}} \ell_i(D_i, \theta)}{1 \vee |\mathcal{S}|} \right] = \mathbb{E}_\theta \left[\frac{\sum_{i=1}^m s_i(\mathbf{X}) \ell_i(d_i(\mathbf{X}), \theta)}{1 \vee \sum_{i=1}^m s_i(\mathbf{X})} \right], \quad (8)$$

where $\mathbf{D} = \mathbf{d}(\mathbf{X}) \in \mathcal{D} := \mathcal{D}_1 \times \cdots \times \mathcal{D}_m$, $\mathbf{S} = \mathbf{s}(\mathbf{X}) = (s_1(\mathbf{X}), \dots, s_m(\mathbf{X}))$, and $\mathcal{S} = \{i \in [m] : S_i := s_i(\mathbf{X}) = 1\}$ is the set of selected tasks. This does not include the FWER in Example 1 because FWER takes the maximum instead of the average of the incurred losses.

When no data-adaptive selection is made, that is $\mathcal{S} = [m]$, we say $r(\mathbf{d}, \mathbf{s}, \theta)$ in (8) is a *pre-selection* risk and denote it as r^{pre} . Controlling the pre-selection risk is straightforward if the individual decision rules control the corresponding risks. That is, if (7) is true for

all $i \in [m]$, making the same decisions will control the pre-selection risk because

$$r^{\text{pre}}(\mathbf{d}, \theta) = r(\mathbf{d}, \mathbf{s}, \theta) = \frac{1}{m} \sum_{i=1}^m r(d_i(\cdot; q), \theta) \leq \frac{1}{m} \sum_{i=1}^m q = q.$$

Without any detail about the selection rule \mathbf{s} and the decision rule \mathbf{d} , not much can be said about the selection risk other than it can be much larger than the nominal level if no adjustment is made. As an example, consider the multiple testing problem in Example 1 with decision rule $d_i = \mathbb{1}_{\{P_i \leq q\}}$, which controls the non-selective risk at q if P_i is a valid p-value for the i -th null hypothesis. However, if we average the loss among the rejected hypotheses, that is, if we let $\mathcal{S} = \{i \in [m] : D_i = 1\}$ (so $\mathbf{s} = \mathbf{d}$), then

$$r(\mathbf{d}, \mathbf{s}, \theta) = \mathbb{E}_\theta \left[\frac{|\mathcal{S}|}{|\mathcal{S}| \vee 1} \right] = \mathbb{P}_\theta(|\mathcal{S}| \geq 1)$$

when all the null hypotheses are true (so the numerator is $|\mathcal{S}|$). This converges to 1 if the individual p-values are independent and the number of hypotheses converges to infinity.

We further distinguish selective inference problems by the order of selection and decision (note that they are not necessarily ordered in general). One type of selective inference problems assume that the decision is made after the selection; we will call this the “post-selection” problem. Another type of problems assume that the selection is made after the decision (or the decision itself is about selection); we will call this the “extra-selection” problem. To understand the different between post- and extra-selection problems, consider a game between two agents called Ganon and Link (Figure 2). The first agent, Ganon, selects a set of tasks \mathcal{S}^1 , and the second agent, Link, uses the data to perform those tasks and make decisions \mathbf{D}^1 . After receiving Link’s decision, Ganon may further select a subset $\mathcal{S}^2 \subseteq \mathcal{S}^1$. In each step, both agents are allowed to use the data \mathbf{X} . Two notions of selection risks can be defined according to which selected set of tasks is used.

Formally, suppose Ganon initially uses a selection rule $\mathbf{s}^1 : \mathcal{X} \rightarrow \{0, 1\}^m$, Link uses a decision strategy $\tilde{\mathbf{d}} : \{0, 1\}^m \times \mathcal{X} \rightarrow \mathcal{D}$, and after observing Link’s decision, Ganon

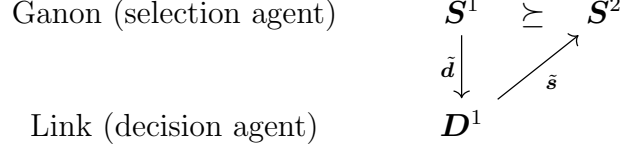


Figure 2: An illustration of the post-selection and extra-selection inference problems.

applies a selection strategy $\tilde{s} : \mathcal{D} \times \mathcal{X} \rightarrow \{0, 1\}^m$. Let

$$\mathbf{S}^1 = \mathbf{s}^1(\mathbf{X}), \mathbf{D}^1 = \tilde{\mathbf{d}} \circ \mathbf{s}^1(\mathbf{X}) := \tilde{\mathbf{d}}(\mathbf{S}^1, \mathbf{X}), \text{ and } \mathbf{S}^2 = \tilde{\mathbf{s}} \circ \tilde{\mathbf{d}} \circ \mathbf{s}^1(\mathbf{X}) := \mathbf{s}(\mathbf{D}^1, \mathbf{X}),$$

where in using the composition notation \circ we omit the dependence of $\tilde{\mathbf{d}}$ and $\tilde{\mathbf{s}}$ on \mathbf{X} . Let \mathcal{S}^1 and \mathcal{S}^2 be the selected sets associated with \mathbf{S}^1 and \mathbf{S}^2 , respectively, and let $\mathbf{d}^1 = \tilde{\mathbf{d}} \circ \mathbf{s}^1$. In this context, there are two notions of selective risk for the decision $\mathbf{D}^1 = \mathbf{d}^1(\mathbf{X})$: the *post-selection* risk averages the losses over the first selected set of tasks:

$$r^{\text{post}}(\mathbf{d}^1, \theta) = r(\mathbf{d}^1, \mathbf{s}^1, \theta) = \mathbb{E}_\theta \left[\frac{\sum_{i \in \mathcal{S}^1} \ell_i(D_i^1, \theta)}{1 \vee |\mathcal{S}^1|} \right],$$

and the *extra-selection* risk averages over the second selected set:

$$r^{\text{extra}}(\mathbf{d}^1, \theta) = r(\mathbf{d}^1, \tilde{\mathbf{s}} \circ \mathbf{d}^1, \theta) = \mathbb{E}_\theta \left[\frac{\sum_{i \in \mathcal{S}^2} \ell_i(D_i^1, \theta)}{1 \vee |\mathcal{S}^2|} \right].$$

Example 2 (FCR). The FCR in (5) is a kind of post-selection risk. Each task is about an unknown parameter θ_i . The decision space contains all intervals $\mathcal{D}_i = \{d_i = (a_i, b_i) : -\infty \leq a_i \leq b_i \leq \infty\}$, and the loss function is $\ell(d_i, \theta_i) = \mathbb{1}_{\{\theta_i \notin (a_i, b_i)\}}$. The method of Benjamini and Yekutieli (2005) outputs a confidence interval for each selected parameter θ_i , $i \in \mathcal{S}^1$ with confidence level $q|\mathcal{S}^1|/m$.

Example 3 (FDR). The FDR in (3) is a kind of extra-selection risk. Following the observation in Proposition 1 and the notation in Example 1 where $\mathbf{X} = (P_1, \dots, P_m)$, the BH procedure can be formulated as Algorithm 1 in Section 2 with decision strategy $\tilde{d}_i(\mathbf{S}, \mathbf{X}) = \mathbb{1}_{\{P_i \leq q|\mathbf{S}|/m\}}$, which corresponds to using the adjusted confidence level in Example 2, and the “identity” selection strategy $\tilde{s}_i(\mathbf{D}, \mathbf{X}) = D_i$.

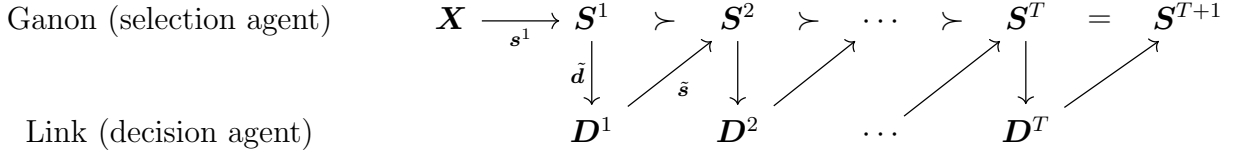


Figure 3: An illustration of the iterative algorithm for extra-selection risk control. The dependence of \mathbf{D}^t and \mathbf{S}^{t+1} on \mathbf{X} for $t \geq 1$ is omitted in this figure.

By definition, r^{post} reduces to r^{pre} if $\mathcal{S}^1 = [m]$ (with probability 1), i.e. Ganon makes no initial selection using the data. Similarly, r^{extra} reduces to r^{post} if $\mathcal{S}^2 = \mathcal{S}^1$ (with probability 1), i.e. Ganon makes no further selection after observing Link's decision.

2.2 From post-selection risk control to extra-selection risk control

Consider the game between Ganon (selection agent) and Link (decision agent) described in Section 2.1. To generalize the observation that the BH procedure is the iterative limit of the BY procedure, we let this game continue until convergence (Figure 3). Specifically, suppose Ganon starts this game by selecting a subset of tasks using a selection rule \mathbf{s}^1 , so $\mathcal{S}^1 = \mathbf{s}^1(\mathbf{X})$. In iteration $t \geq 1$, Link applies a decision strategy $\tilde{\mathbf{d}}: \{0, 1\}^m \times \mathcal{X} \rightarrow \mathcal{D}$ and obtains a decision $\mathbf{D}^t = \tilde{\mathbf{d}}(\mathcal{S}^t, \mathbf{X})$. Next, Ganon applies a selection strategy $\tilde{\mathbf{s}}: \mathcal{D} \times \mathcal{X} \rightarrow \{0, 1\}^m$ and obtains a new set of tasks $\mathcal{S}^{t+1} = \{i \in [m] : S_i^{t+1} = 1\}$ where $\mathcal{S}^{t+1} = \tilde{\mathbf{s}}(\mathbf{D}^t, \mathbf{X})$. It is required that Ganon can never bring back a task that he has already deselected, that is, $\mathcal{S}^{t+1} \subseteq \mathcal{S}^t$ (with probability 1). This game is completed the first time Ganon does not change his selected set:

$$T = \inf\{t \geq 1 : \mathcal{S}^{t-1} = \mathcal{S}^t\} - 1.$$

The next result shows that taking the decision \mathbf{D}^T controls the extra-selection risk as long as the post-selection risk is controlled at each step. To state the result, we introduce the following notation for the cumulative selection and decision rules:

$$\mathbf{s}^t = (\tilde{\mathbf{s}} \circ \tilde{\mathbf{d}})^{t-1} \circ \mathbf{s}^1, \quad t \geq 2 \quad \text{and} \quad \mathbf{d}^t = \tilde{\mathbf{d}} \circ \mathbf{s}^t, \quad t \geq 1,$$

Algorithm 1 Extra-selection risk control

Input: data \mathbf{X} , first selection rule $\mathbf{s}^1 : \mathcal{X} \rightarrow \{0, 1\}^m$, selection strategy $\tilde{\mathbf{s}} : \mathcal{D} \times \mathcal{X} \rightarrow \{0, 1\}^m$, decision strategy $\tilde{\mathbf{d}} : \{0, 1\}^m \times \mathcal{X} \rightarrow \mathcal{D}$.
 $t \leftarrow 1$
 $\mathbf{S}^1 \leftarrow \mathbf{s}^1(\mathbf{X})$
repeat
 $\mathbf{D}^t \leftarrow \tilde{\mathbf{d}}(\mathbf{S}^t, \mathbf{X})$
 $\mathbf{S}^{t+1} \leftarrow \tilde{\mathbf{s}}(\mathbf{D}^t, \mathbf{X})$
 $t \leftarrow t + 1$
until $\mathbf{S}^t = \mathbf{S}^{t-1}$
 $T \leftarrow t - 1$
Output: $\mathbf{D}^T, \mathbf{S}^{T+1}$.

where in using the composition notation \circ , we omit the dependence of the selection strategy $\tilde{\mathbf{s}}$ and decision strategy $\tilde{\mathbf{d}}$ on the data. It follows that $\mathbf{S}^t = \mathbf{s}^t(\mathbf{X})$ and $\mathbf{D}^t = \mathbf{d}^t(\mathbf{X})$.

Theorem 1. *In the setting described above, consider the decision rule \mathbf{d}^T and decision rule \mathbf{s}^{T+1} as defined in Algorithm 1. Suppose that*

(i) *the selection rule $\tilde{\mathbf{s}} \circ \tilde{\mathbf{d}}$ is contracting in the sense that*

$$\tilde{\mathbf{s}} \circ \tilde{\mathbf{d}}(\mathbf{S}) := \tilde{\mathbf{s}}(\tilde{\mathbf{d}}(\mathbf{S}, \mathbf{X}), \mathbf{X}) \preceq \mathbf{S} \text{ with probability 1 for all } \mathbf{S} \in \{0, 1\}^m; \quad (9)$$

(ii) *the decision rule \mathbf{d}^t controls the post-selection risk at level q for all t , that is,*

$$r^{\text{post}}(\mathbf{d}^t, \theta) = r(\mathbf{d}^t, \mathbf{s}^t, \theta) \leq q, \quad \forall \theta \in \Theta, t \geq 0. \quad (10)$$

Then the decision rule \mathbf{d}^T controls the extra-selection risk at level q :

$$r^{\text{extra}}(\mathbf{d}^T, \theta) = r(\mathbf{d}^T, \mathbf{s}^{T+1}, \theta) \leq q, \quad \forall \theta \in \Theta, t \geq 0.$$

Proof. Because the selection is contracting, it is easy to see that $T \leq m + 1$ (with probability 1) and $\mathbf{d}^T = \mathbf{d}^{m+1} = \mathbf{d}^{m+2} = \dots$. So the decision rule \mathbf{d}^T is a well defined

map from \mathcal{X} to \mathcal{D} . By definition of T , we have $\mathbf{S}^T = \mathbf{S}^{T+1}$. Therefore,

$$r^{\text{extra}}(\mathbf{d}^T, \theta) = \mathbb{E}_\theta \left[\frac{\sum_{i \in \mathcal{S}^{T+1}} \ell_i(D_i^T, \theta)}{1 \vee |\mathcal{S}^{T+1}|} \right] = \mathbb{E}_\theta \left[\frac{\sum_{i \in \mathcal{S}^T} \ell_i(D_i^T, \theta)}{1 \vee |\mathcal{S}^T|} \right] = r^{\text{post}}(\mathbf{d}^T, \theta).$$

Because T is random, we cannot directly use the condition (ii) to claim that the post-selection risk of \mathbf{d}^T is less than q . However, because $\mathbf{d}^T = \mathbf{d}^{m+1}$, we have $r^{\text{post}}(\mathbf{d}^T, \theta) = r^{\text{post}}(\mathbf{d}^{m+1}, \theta) \leq q$ as desired. \square

In the scenario of multiple testing, Algorithm 1 is a constructive way to produce “self-consistent” selection (Blanchard & Roquain, 2008). Relatedly, Benjamini and Bogomolov (2014) suggested a method that can control post-selection risk in the context of multiple testing with group structures. They claimed without proof that one can define the selection rule as selecting “the largest number of families so that all selected families will have a rejection when applying the selective inference adjustment” (Benjamini & Bogomolov, 2014, Remark 5). Since this requires the selection rule to use post-selection information, this definition appears somewhat circular; at least it is not immediately clear how such a selection rule can be computed. In fact, this directly motivates the iterative approach presented in this article. See Example 5 below for further discussion.

2.3 From pre-selection risk control to post-selection risk control

Given decision rules that control non-selective risks, one may hope to control the post-selection risk by adjusting the nominal level according to the selection event. This is described in Algorithm 2 which defines a decision rule \mathbf{d}^1 . Next we review two variants of the adjustment function f in this algorithm that have appeared in a series of papers by Benjamini and coauthors.

The first procedure is based on the observation in Benjamini and Yekutieli (2005, Theorem 4) that the FCR of the BY procedure is always bounded by $q(m/|\mathcal{S}|) \sum_{i=1}^m (1/i)$, regardless of the dependence structure of the p-values. We extend this observation to general loss functions and prove in the Supplementary Materials (see Theorem A.1 there) that Algorithm 2 with the adjustment function $f(m) = m \sum_{i=1}^m (1/i)$ always controls the

Algorithm 2 General procedure for post-selection risk control

Input: data \mathbf{X} , risk level $q \in [0, 1]$, first selection rule $\mathbf{s}^1 : \mathcal{X} \rightarrow \{0, 1\}^m$, (non-selective) decision rules $d_i : \mathcal{X} \times [0, 1] \rightarrow \mathcal{D}_i, i = 1, \dots, m$, adjustment function $f : \mathbb{N} \rightarrow \mathbb{R}$.
 $\mathbf{S}^1 \leftarrow \mathbf{s}^1(\mathbf{X})$
for $i \leftarrow 1$ **to** m **do**
 $D_i^1 \leftarrow d_i(\mathbf{X}; q|\mathbf{S}^1|/f(m))$
end for
Output: $\mathbf{S}^1, \mathbf{D}^1$.

post-selection risk.

For tasks associated with independent data, a more lenient adjustment is possible. In particular, we may use the adjustment function $f(m) = m$, which corresponds to the adjustment factor in the BY procedure (4). To fix notation, suppose each task i is associated with the data X_i , where X_1, \dots, X_m have no overlap and are independent. We also assume the non-selective decision rule $d_i(\mathbf{X}; q)$ at the nominal level q for task i only depends on X_i , e.g. whether a p-value $P_i \leq q$, and with an abuse of notation we will denote it as $d_i(X_i; q)$. We denote $\mathbf{X}_{-i} = (X_0, X_1, \dots, X_{i-1}, X_{i+1}, \dots, X_m)$, where X_0 contains extra data that can be used in the selection and we assume $X_0 \perp\!\!\!\perp (X_1, \dots, X_m)$.

A key notion here is stability of the selection rule. For functions A, B, C of \mathbf{X} , we say A is *variationally independent* of B given C and write $A \perp\!\!\!\perp_v B \mid C$ if the image of A does not depend on the value of B given the value of C ; see Constantinou and Dawid (2017, Section 2.2) for a formal definition.

Definition 1 (Stable selection rule). Consider a deterministic selection rule $s : \mathcal{X} \rightarrow \{0, 1\}^m$ and let $\mathbf{S} = \mathbf{s}(\mathbf{X})$ and the selected set \mathcal{S} be defined as in Section 2.1. We say s is *stable*, if $\mathbf{S}_{-i} \perp\!\!\!\perp_v X_i \mid S_i = 1, \mathbf{X}_{-i}$ for all $i = 1, \dots, m$. For an extended selection rule $\mathbf{s} : \{0, 1\}^m \times \mathcal{X} \rightarrow \{0, 1\}^m$, we say it is stable if $\mathbf{s}(\mathbf{w}, \cdot)$ is stable for every $\mathbf{w} \in \{0, 1\}^m$.

Intuitively, stability means that data used for one decision does not affect whether the other tasks are selected. The stability property first appeared in Benjamini and Yekutieli (2005) as a way to simplify a more general FCR-controlling procedure, this was later called “simple selection” in Benjamini and Bogomolov (2014) and “stable selection” in Bogomolov and Heller (2018). Most deterministic step-up, step-down selection rules are stable (Benjamini & Bogomolov, 2014). Some of the following results only require weaker

forms of stability and more details are provided in Supplementary Materials.

The next result shows that with independent data for each task and a stable selection rule, the more lenient adjustment function $f(m) = m$ is sufficient to control the post-selection risk. This result is essentially the same as Theorem 1 of Benjamini and Bogomolov (2014), although we give a simplified and more general proof in the Supplementary Materials using the iterated law of expectation.

Theorem 2 (Post-selection risk control under independence and stability). *Suppose X_0, X_1, \dots, X_m are independent, the selection rule \mathbf{s}^1 is stable, and d_i only uses X_i and controls the ℓ_i -risk for all $i = 1, \dots, m$. Then Algorithm 2 with the adjustment function $f(m) = m$ controls the post-selection risk, that is,*

$$r^{\text{post}}(\mathbf{d}^1, \theta) = \mathbb{E}_\theta \left[\frac{\sum_{i \in \mathcal{S}^1} \ell_i(D_i^1, \theta)}{1 \vee |\mathcal{S}^1|} \right] \leq q, \quad \forall \theta \in \Theta \text{ and } q \in [0, 1]. \quad (11)$$

The main new result in this section is that stability is closed under two common operations: composition and intersection. Recall that for a selection rule $\mathbf{s} : \mathcal{X} \rightarrow \{0, 1\}$ and an extended selection rule $\mathbf{s}' : \{0, 1\}^m \times \mathcal{X} \rightarrow \{0, 1\}^m$, their composition is defined as $\mathbf{s}' \circ \mathbf{s}(\mathbf{X}) := \mathbf{s}'(\mathbf{s}(\mathbf{X}), \mathbf{X})$. For two selection rules \mathbf{s} and $\mathbf{s}' : \mathcal{X} \rightarrow \{0, 1\}^m$, we define their intersection $\mathbf{s} \cap \mathbf{s}'$ as the element-wise product of $\mathbf{s}(\mathbf{X})$ and $\mathbf{s}'(\mathbf{X})$, that is, a task is selected by $\mathbf{s} \cap \mathbf{s}'$ if and only if it is selected by both \mathbf{s} and \mathbf{s}' .

Proposition 2. *For composition and intersection defined above, the following holds:*

- (1) (Composition of stable selection rules) *Let $\mathbf{s} : \mathcal{X} \rightarrow \{0, 1\}$ be a selection rule and $\mathbf{s}' : \{0, 1\}^m \times \mathcal{X} \rightarrow \{0, 1\}^m$ be an extended selection rule such that $\mathbf{s}'(\mathbf{w}; \mathbf{X}) \preceq \mathbf{w}$ for all $\mathbf{w} \in \{0, 1\}^m$. If both \mathbf{s} and \mathbf{s}' are stable, so is $\mathbf{s}' \circ \mathbf{s}$.*
- (2) (Intersection of stable selection rules) *Let \mathbf{s} and $\mathbf{s}' : \mathcal{X} \rightarrow \{0, 1\}^m$ be two selection rules. If both \mathbf{s} and \mathbf{s}' are stable, so is $\mathbf{s} \cap \mathbf{s}'$.*

Suppose $\tilde{\mathbf{d}}$ in Theorem 1 is defined as the decision strategy in Algorithm 2 with adjustment function $f(m) = m$, and we additionally assume $\tilde{\mathbf{s}} \circ \tilde{\mathbf{d}}$ is stable and contracting. By the Proposition 2 (1), the composite selection rule \mathbf{s}^t remains stable, so \mathbf{d}^t controls the

post-selection risk by Theorem 2. Thus, the two conditions in Theorem 1 are satisfied, and Algorithm 1 controls the extra-selection risk. This result is summarized in the following corollary which generalizes the FDR-controlling property of BH to compound decision problems.

Corollary 1 (Extra-selection risk control under independence and stability). *Suppose X_0, X_1, \dots, X_m are independent, the first selection rule \mathbf{s}^1 is stable, d_i controls the ℓ_i -risk for all $i = 1, \dots, m$, and $\tilde{d}_i(\mathbf{S}, \mathbf{X}) = d_i(X_i; q|\mathbf{S}|/m)$; suppose further that the extended selection rule $\tilde{\mathbf{s}} \circ \tilde{\mathbf{d}}$ is stable and contracting. Then Algorithm 1 controls the extra-selection risk in the sense that*

$$r^{\text{extra}}(\mathbf{d}^T, \theta) = \mathbb{E}_\theta \left[\frac{\sum_{i \in \mathcal{S}^T} \ell_i(D_i^T, \theta)}{1 \vee |\mathcal{S}^T|} \right] \leq q, \quad \forall \theta \in \Theta \text{ and } q \in [0, 1]. \quad (12)$$

2.4 Examples

Many existing methods in multiple testing that control FDR-like risks can be obtained from combining Algorithm 1 (“post to extra”) with Algorithm 2 (“pre to post”). We give a few examples below and include more in the supplementary file. Without further specification, we adopt $\mathcal{S}^1 = [m]$.

Example 4 (Structural constraints). Companies are increasingly turning to machine learning techniques, such as automated resume screening, semantic matching, and AI-assisted interviews, to efficiently process large pools of applicants (). In this context, a qualified candidate is considered a true discovery, and controlling the FDR ensures that the proportion of unqualified candidates in the screened pool remains low. Moreover, promoting diversity among new hires is essential, with a focus on maintaining equitable representation across different subgroups, such as gender.

Mathematically, we formulate this as Example 3 with additional structural constraints. For simple illustration, suppose each task belongs to one of two categories; let $X_{0i} \in \{1, 2\}$ denote the category that i -th task is in. These categories could represent groups such as female and male, or different racial groups. The number of categories can be generalized to any finite number. For practical reasons, the rejected set needs to

satisfy a balance constraint $n_1(\mathbf{D})/n_2(\mathbf{D}) \in [1/\Gamma, \Gamma]$, where $n_j(\mathbf{D})$ denotes the number of rejected hypotheses in \mathbf{D} that belong to category j , $j = 1, 2$, and $\Gamma > 1$ is some pre-specified parameter. The decision space, decision strategy, and loss function remain identical to those of Example 3, but we modify the selection strategy to incorporate the balance constraint by deselecting least significant p-values in the category with excessive rejections.

Example 5 (FDR of FWE). Benjamini and Bogomolov (2014) considered statistical hypotheses with a group structure. Here, we consider a rather stringent risk—the expected proportion of discovered groups with any false discovery. Let the i -th statistical task, $i \in [m]$, be testing a group of n_i null hypotheses, $H_{ij} : \theta \in \Theta_{ij}$, $j \in [n_i]$. Each task is associated with the decision space $\mathcal{D}_i := \{0, 1\}^{n_i}$. Following the convention in Example 1, rejecting H_{ij} is denoted by $D_{ij} = 1$. Let the loss function for each task be the family-wise error (FWE):

$$\ell_i(d_i, \theta) = \begin{cases} 1, & \text{if there exists } j \in [n_i] \text{ such that } \theta \in \Theta_{ij} \text{ and } d_{ij} = 1, \\ 0, & \text{otherwise.} \end{cases}$$

Suppose a group is selected if one of its hypotheses is rejected, which corresponds to the following selection strategy

$$\tilde{s}_i(\mathbf{D}, \mathbf{X}) = 1 - \prod_{j=1}^{n_i} (1 - D_{ij}) = \begin{cases} 1, & \text{if there exists } j \in [n_i] \text{ such that } D_{ij} = 1, \\ 0, & \text{otherwise.} \end{cases}$$

Thus, the extra-selection risk is the expectation of the average FWE over the selected groups, or one may say, the FDR of FWE. Let $\mathbf{d}_i(\cdot; q) : \mathcal{X} \rightarrow \{0, 1\}^{n_i}$ be any FWER-controlling method for task i at the nominal level q . This can then be plugged into Algorithm 1 and Algorithm 2 to control the FDR of FWE. This procedure iteratively applies the FWER-controlling method $\mathbf{d}_1, \dots, \mathbf{d}_m$ to the groups, deselects the groups with no rejected hypotheses, and adjusts the nominal level of the FWER-controlling method according to how many groups are left.

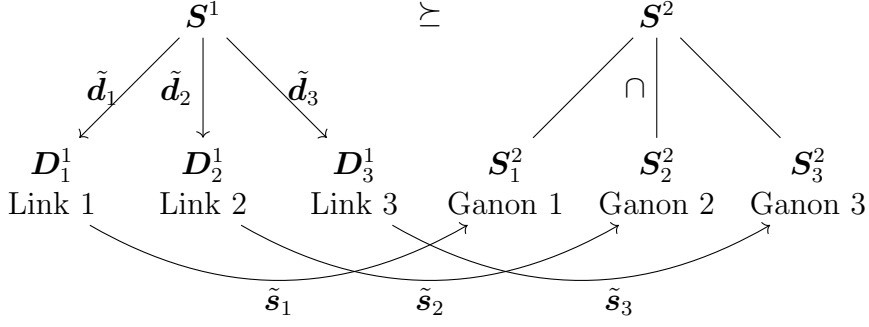


Figure 4: An illustration of the post-selection and extra-selection inference problems with multiple losses via parallel intersection.

The Supplementary Materials contains more examples that further demonstrate the flexibility of our approach to control extra-selection (FDR-like) risks.

3 Simultaneous control of multiple selective risks

Next, we extend the iterative approach of selective risk control in Section 2 to the setting where we would like to control k selective risks at the same time. Specifically, for each $c \in [k]$, suppose we have already designed a decision strategy $\tilde{\mathbf{d}}_c$ and a selection strategy $\tilde{\mathbf{s}}_c$ such that iterating them in Algorithm 1 controls the extra-selection risk defined by a loss function ℓ_c . That is, for some prespecified risk level $q(c), c \in [k]$, we have

$$r^{\text{extra}}(\mathbf{d}_c, \theta) := \mathbb{E}_\theta \left[\frac{\sum_{i \in \mathcal{S}_c} \ell_{c,i}(D_{c,i}, \theta)}{1 \vee |\mathcal{S}_c|} \right] \leq q(c) \text{ for all } \theta \in \Theta \text{ and } c \in [k], \quad (13)$$

where \mathbf{d}_c is the decision rule and \mathcal{S}_c is the selected set of tasks at convergence.

However, there is no guarantee that the selected sets $\mathcal{S}_c, c \in [k]$ will be the same, so the k selective risks are generally defined by averaging over different tasks. Thus, a natural question is: is there a way to ensure “cross-consistency”, that is the set of selected tasks is the same for all different risks?

3.1 General methodology: A multi-agent game

We show that “cross-consistency” can be achieved by a simple modification to Algorithm 1. Intuitively, our solution involves several decision agents, each equipped with a

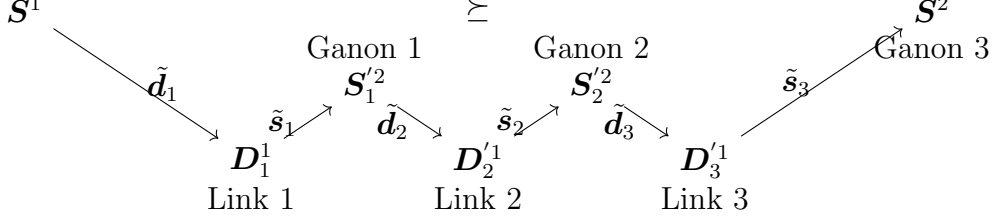


Figure 5: An illustration of the post-selection and extra-selection inference problems with multiple losses via sequential composition.

decision strategy \tilde{d}_c , and several selection agents, each equipped with a selection strategy \tilde{s}_c , $c \in [k]$ in a larger game. This game can be set up in at least two ways. In the “parallel intersection” setup (Figure 4), all the decision agents simultaneously apply their strategies to a selected set, then all the selection agents apply their strategies to the corresponding decisions. Finally, “cross-consistency” is ensured at the end of each turn by taking the intersection of all selected sets. Alternatively, in the “sequential composition” setup (Figure 5), the k pairs of decision and selection agents take turns to apply their strategies, and a single selected set is maintained. In both settings, the game is terminated when no agent changes their decision or selection.

Next, we formally define these two procedures. For simplicity, suppose no initial selection is made and $\mathcal{S}^1 = [m]$. The parallel intersection procedure can be described as iterating between the following “aggregated” strategies:

$$\begin{aligned} \tilde{d}_{\text{par}} : \{0, 1\}^m \times \mathcal{X} &\rightarrow \prod_{c=1}^k \mathcal{D}_c, & \tilde{s}_{\text{par}} : \prod_{c=1}^k \mathcal{D}_c \times \mathcal{X} &\rightarrow \{0, 1\}^m, \\ (\mathcal{S}', \mathbf{X}) &\mapsto \left(\tilde{d}_c(\mathcal{S}', \mathbf{X}) \right)_{c \in [k]}, & (\mathbf{D}_1, \dots, \mathbf{D}_k) &\mapsto \bigcap_{c=1}^k \tilde{s}_c(\mathbf{D}_c, \mathbf{X}), \end{aligned} \quad (14)$$

See Figure 4 for a demonstration. The sequential composition procedure can be described as iterating the extended selection rule $\mathbf{s}_{\text{seq}} = \tilde{s}_k \circ \tilde{d}_k \circ \dots \circ \tilde{s}_1 \circ \tilde{d}_1 : \{0, 1\}^m \times \mathcal{X} \rightarrow \{0, 1\}^m$; see Figure 5. The pseudo-code for these two procedures can be found in Appendix D.3. We show in Proposition A.3 that the two procedures generally converge to the same selected set and decisions.

The next result extends Corollary 1 (extra-selection risk control under independence and stability) to the case of multiple risks. It almost immediately follows from the

observations that stability is closed under composition and intersection (Proposition 2). The extension to the more conservative adjustment function $f(m) = m \sum_{i=1}^m (1/i)$ (which does not require independence or stability) is straightforward.

Corollary 2. *Assume the conditions in Corollary 1 hold for \mathbf{s}^1 and all $\tilde{\mathbf{s}}_c \circ \tilde{\mathbf{d}}_c$, $c \in [k]$. Then Algorithm 1 with first selection rule \mathbf{s}^1 , decision strategy $\tilde{\mathbf{d}}_{\text{par}}$, and selection strategy $\tilde{\mathbf{s}}_{\text{par}}$ controls all extra-selection risks with the same selected set of tasks, that is (13) is satisfied with \mathcal{S}_c being the same converged selected set for all c .*

The general methodology outlined in this section can be applied to obtain novel selective inference procedures that control multiple selective risks at the same time. See Example B.4 in the Supplementary Materials for an illustration.

3.2 Application: FDR curve

Next we discuss an application of the general methodology for multiple selective risks. Continuing from Examples 1 and 3, let the i -th hypothesis be $H_{i,0} : \theta_i \geq 0$. Suppose, however, that we are not just interested in testing $H_{i,0}$ but also $H_{i,c} : \theta_i \geq c$ for a range of values of $c \in \mathcal{I} \subseteq \mathbb{R}$. This may be useful, for example, if we are concerned about the “practical significance” of a treatment, or if we simply would like to know whether standard FDR methods (such as the BH procedure) fail to control the selective risk when the null hypotheses are changed slightly.

We consider the setting that the i -th task is also associated with an independent test statistic $X_i \in \mathcal{X}_i$ and a p-value function indexed by c , $p_i : \mathcal{X}_i \times \mathcal{I} \rightarrow [0, 1]$, such that $P_{i,c} = p_i(X_i; c)$ is a valid p-value for $H_{i,c}$. This is the case, for example, if X_i is a z-score. We can now define a FDR at every location $c \in \mathcal{I}$ and aim to control it under a given curve $q(c)$, that is,

$$\text{FDR}(c) := \mathbb{E}[\text{FDP}(c)] \leq q(c), \quad \text{FDP}(c) := \frac{\sum_{i=1}^m \mathbb{1}_{\{H_{i,c}=0\}} \mathbb{1}_{\{i \in \mathcal{S}\}}}{1 \vee |\mathcal{S}|}, \quad c \in \mathcal{I},$$

where $H_{i,c} = 0$ means the null $H_{i,c}$ is true and \mathcal{S} is the selected (rejection) set.

When \mathcal{I} is finite, we can directly apply the parallel intersection procedure in Section 3.1 to control the FDR curve. At each iteration, we deselect task i if $P_{i,c} > q(c)|\mathcal{S}|/m$ for some $c \in \mathcal{I}$, where \mathcal{S} is the current selected set. The method is equivalent to applying the BH procedure to the following “adjusted p-value”

$$P_{i,\sup} = \sup_{c \in \mathcal{I}} \frac{p_i(X_i; c)}{q(c)}, \quad i \in [m] \quad (15)$$

and an “adjusted FDR level” $q = 1$ (note that $P_{i,\sup}$ can be larger than 1); see Algorithm 6 in the Supplementary Materials. This connection is useful when \mathcal{I} is infinite and Algorithm 1 can not be applied. The proposition below shows that the $FDR(c)$ is controlled by $q(c)$ for $c \in \mathcal{I}$ when we apply the BH procedure to $P_{i,\sup}$. In fact, this procedure provides a stronger notion of simultaneous FDR control than Equation (13).

Proposition 3. *If X_1, \dots, X_m are independent and $p_i(X_i; c)$ is a valid p-value for $H_{i,c}$ for all $i \in [m]$, $c \in \mathcal{I}$, then \mathcal{S}^T from the BH procedure with $P_{i,\sup}$ in Eq. (15) satisfies*

$$\sup_{c \in \mathcal{I}} \frac{FDR(c)}{q(c)} \leq \mathbb{E} \left[\sup_{c \in \mathcal{I}} \frac{\sum_{i=1}^m \mathbb{1}_{\{H_{i,c}=0\}} \mathbb{1}_{\{i \in \mathcal{S}^T\}}}{q(c)(1 \vee |\mathcal{S}^T|)} \right] \leq 1.$$

The standard BH procedure (applied to $P_{i,0}$, $i \in [m]$) essentially requires that the FDR curve is controlled under the step function $q_{\text{BH}}(c) := q \cdot \mathbb{1}_{\{c \geq 0\}} + 1 \cdot \mathbb{1}_{\{c < 0\}}$ for $\mathcal{I}' = \{0\}$. The next proposition shows, perhaps surprisingly, that the BH procedure applied to $P_i = p_i(X_i; 0)$ also offers FDR control at other locations.

Proposition 4. *Suppose the p-value function $p_i(x_i; c)$ is increasing in x_i and decreasing in c for all $i \in [m]$. Then applying the BH procedure to $P_{i,0} = p_i(X_i, 0)$ at level q produces the same rejection set as Algorithm 6 with the following FDR curve:*

$$q^*(c) = 1 \wedge \left(\sup_{i \in [m]} \sup_{x_i: q/m \leq p_i(x_i; 0) \leq q} q \cdot \frac{p_i(x_i; c)}{p_i(x_i; 0)} \right) \leq q_{\text{BH}}(c), \quad c \in \mathcal{I}. \quad (16)$$

Thus, the BH procedure controls the FDR curve under $q^*(c)$.

More generally, for arbitrary \mathcal{I}' , the rejection set of applying Algorithm 6 to control $FDR(c')$ at level $q(c')$ for $c' \in \mathcal{I}' \subseteq \mathcal{I}$ actually controls the $FDR(c)$ at a lower level

compared to $q_{BH}(c) := 1 \wedge \inf_{c' \in \mathcal{I}'} q(c') \cdot \mathbb{1}_{\{c \geq c'\}}$,

$$q^*(c) = 1 \wedge \left(\inf_{c' \in \mathcal{I}'} \sup_{i \in [m]} \sup_{x_i: q(c')/m \leq p_i(x_i; c') \leq q(c')} q(c') \cdot \frac{p_i(x_i; c)}{p_i(x_i; c')} \right) \leq q_{BH}(c), \quad c \in \mathcal{I}. \quad (17)$$

To compute $q^*(c)$, for (17), if the p-value function is based on the CDF of a distribution with a monotone likelihood ratio, and $\mathcal{I}' = \{c'\}$, the supremum over x_i is guaranteed to occur at the boundary of the set of $\{x_i : q/m \leq p_i(x_i; c') \leq q\}$, that is the x_i satisfying $q(c')/m = p_i(x_i; c')$ or $q = p_i(x_i; c')$. If \mathcal{I}' contains multiple values, the problem is effectively solving multiple sub-problems with singleton \mathcal{I}' and then taking the infimum.

3.3 Real data analysis: protein data

To illustrate this "free lunch" theorem, we use a real proteomic dataset (Shuster et al., 2022) that is analyzed in Gao and Zhao (2023). The purpose of the original study was to identify candidate cell membrane proteins that influence dendrite morphogenesis in Purkinje cells, and a total of 4753 proteins were detected (Shuster et al., 2022). For each detected protein, the abundance of each protein under the treatment condition (horseradish peroxidase (HRP) + H_2O_2) and the control condition (HRP only) are measured. The measurements across proteins are regarded as independent. Shuster et al. (2022) are interested in plasma membrane proteins (740 in total), and they argue the nuclear, mitochondrial, or cytoplasmic proteins (2067 in total), referred to as internal negative controls in (Gao & Zhao, 2023), are not affected by the treatment.

To keep the notations consistent, we let $\theta_i := -(\mu_{\text{trt}} - \mu_{\text{cnt}})$ be the negative difference of the expected treatment abundance and the expected control abundance, and the hypotheses we test are $H_{i,c} : \theta_i \geq c$. Following Gao and Zhao (2023), we obtain an empirical null distribution $\mathcal{N}(\hat{\delta}, \hat{\sigma}^2)$ from the internal negative proteins, where $\hat{\delta}$ is the sample mean of the abundance differences of the internal negative proteins, and $\hat{\sigma}$ is a robust estimate of standard deviation using median absolute deviation. We use the difference normalized by $\hat{\delta}$ and $\hat{\sigma}$ as test statistic denoted by X_i , and compute the p-value for $H_{i,c}$ as $\Phi(X_i - c)$.

We apply Algorithm 6 to $p(X_i; c)$ with various pre-specified \mathcal{I}' and $q(c)$ and compute

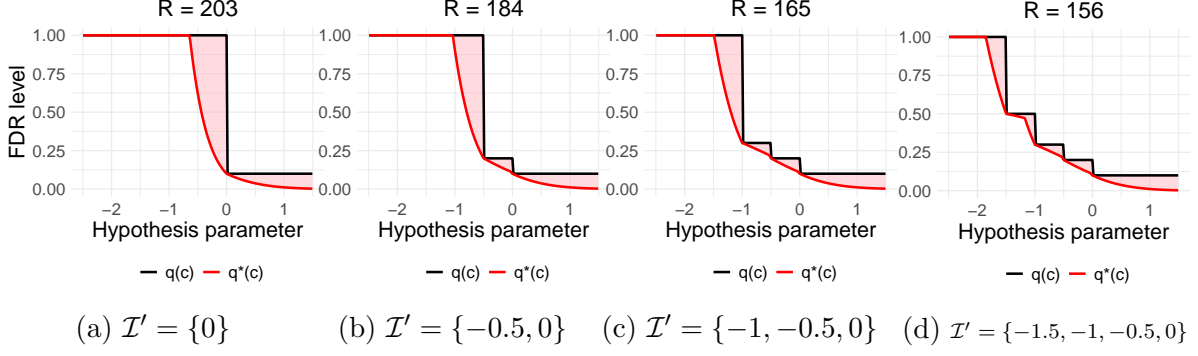


Figure 6: An illustration of FDR curve control using a proteomics dataset. We consider four \mathcal{I}' , expanding from (a) to (d), and pre-specified FDR levels $q(c)$: $q(-1.5) = 0.5$, $q(-1) = 0.3$, $q(-0.5) = 0.2$, $q(0) = 0.1$. In panel (a), the rejection set is that of the BH procedure applied to the p-values for the standard null hypothesis $H_{i,0}$ (no treatment effect for protein i).

the improved FDR level $q^*(c)$. By the fact that the ratio $p(x; c)/p(x; c')$ is increasing in x for $c > c'$ and decreasing in x for $c < c'$, $c' \in \mathcal{I}'$, we obtain

$$q^*(c) = 1 \wedge \inf_{c' \in \mathcal{I}'} q(c') \cdot \left(\frac{\Phi(\Phi^{-1}(q(c')) - c)}{\Phi(\Phi^{-1}(q(c')) - c')} \vee \frac{\Phi(\Phi^{-1}(q(c')/m) - c)}{\Phi(\Phi^{-1}(q(c')/m) - c')} \right). \quad (18)$$

We remark that $q_{\text{BH}}(c)$, $q^*(c)$ only relies on $q(c)$ and the p-value functions and is independent of the data. The number of rejections R depends on the data X_i . Figure 6 shows the number of rejections R , as well as the comparison between $q^*(c)$ and $q_{\text{BH}}(c)$. In (a), we adopt $\mathcal{I}' = \{0\}$, and $q^*(c)$ is substantially lower than $q_{\text{BH}}(c)$ for $c \in (-0.5, 0) \cup (1, 1.5)$. This shows that the BH procedure may offer much stronger control of the FDR curve than $q_{\text{BH}}(c)$. From (a) to (d), as we include new constraints, $q^*(c)$ lowers significantly especially for $c \in [-2, -0.5]$, implying substantially stronger $\text{FDR}(c)$ controls. In the protein data analysis, R only decreases approximately 25%, indicating that the rejection set obtained from applying BH to $p_i(X_i; 0)$ (panel (a)) consists of a considerable proportion of proteins with strong signals ($\theta_i < -1.5$ or $\mu_{\text{trt}} - \mu_{\text{cnt}} > 1.5$).

4 Accelerated BH with permutation tests

A permutation test assesses the significance of an observed statistic by comparing it to a reference distribution calculated from randomly permuting the original data. However,

a major challenge in making permutation tests more widely applicable is their computational complexity, since the number of possible permutations increases exponentially in the sample size. In this section, we show that only a total of $O(m \log^2 m)$ permutations and test statistic evaluations are required for combining the BH procedure with permutation tests. The complexity $O(m \log^2 m)$ scales only linearly in the number of hypotheses and is independent of the sample size associated with each individual hypothesis.

4.1 Method and FDR control

Suppose each hypothesis is associated with a test statistic T_i obtained from N_i data points X_i . We denote the p-value exhausting all possible permutations by $P_i^\infty = \sum_{j=1}^{N_i!} \mathbb{1}_{\{T_i \leq T_{ij}\}} / N_i!$, where T_{ij} represents the test statistic of a permuted sample. For any $M \in \mathbb{N}$, let $P_i(M)$ be a Monte Carlo approximation of the exact permutation p-value P_i^∞ based on M randomly sampled permutations,

$$P_i(M) = \frac{1 + \sum_{j=1}^M \mathbb{1}_{\{T_i \leq T_{ij}\}}}{1 + M}. \quad (19)$$

Under the null hypothesis, $P_i(M)$ stochastically dominates $U(0, 1)$.

The standard approach of applying the BH procedure to the approximating permutation p-values uses the same number of permutations for each hypothesis. In contrast, we propose an accelerated approach which, in the iteration, progressively increases the resolution of the approximating permutation p-values whose tasks are still selected. Hypotheses with larger P_i^∞ will be deselected in early iterations, leading to a smaller number of permutations being consumed. The details are summarized in Algorithm 3.

Proposition 5. *If $X_i \perp\!\!\!\perp \mathbf{X}_{-i}$ for $H_i = 0$ and the permutations are independently generated across all tasks, then Algorithm 3 controls FDR.*

The expectation in the FDR of Proposition 5 takes into account both the randomness of the observed data \mathbf{X} and that of the permutations generated. The FDR control in this result holds for arbitrary permutation number sequence M_r , $r \in [m]$ in Algorithm 3. Proposition 5 can be proved by adapting the argument of Theorem 2 and details are

Algorithm 3 Extra-selection risk control with permutation test

Input: data \mathbf{X} , target FDR level $q \in [0, 1]$, a decreasing positive integer sequence M_r , $r \in [m]$.
 $t \leftarrow 1$
 $\mathcal{S}^1 \leftarrow \{1, \dots, m\}$
repeat
 For $i \in \mathcal{S}^t$, generate an additional $M_{|\mathcal{S}^t|} - M_{|\mathcal{S}^{t-1}|}$ permutations (we set $M_{|\mathcal{S}^0|} = 0$) and compute the corresponding test statistic T_{ij} , $M_{|\mathcal{S}^{t-1}|} < j \leq M_{|\mathcal{S}^t|}$.
 Compute $P_i(M_{|\mathcal{S}^t|})$, $i \in \mathcal{S}^t$ according to Eq. (19) based on T_{ij} , $1 \leq j \leq M_{|\mathcal{S}^t|}$.
 $\mathcal{S}^{t+1} \leftarrow \{i \in \mathcal{S}^t : P_i(M_{|\mathcal{S}^t|}) \leq q|\mathcal{S}^t|/m\}$
 $t \leftarrow t + 1$
until $\mathcal{S}^t = \mathcal{S}^{t-1}$
 $T \leftarrow t - 1$
Output: \mathcal{S}^T .

provided in the supplementary file.

4.2 Computation complexity

Algorithm 3 controls the FDR for any sequence M_r by Proposition 5, and we provide a specific recommendation in this section. Algorithm 3 with the recommended sequence denoted by $M_{r,q,\varepsilon,\delta,m}$ yields no less rejections compared to the BH procedure applied to P_i^∞ at the reduced FDR level $q/(1 + \delta)$ while substantially reducing the number of permutations and test statistic evaluations involved. Let $\mathcal{S}^\infty(q)$ denote the rejection set of applying BH to P_i^∞ at level q , and $\mathcal{S}(q; (M_r)_{r \in [m]})$ denote the rejection set of applying Algorithm 3 at level q with the permutation number sequence M_r .

Proposition 6. For $m \geq 2$, and $\varepsilon \leq 0.5$, $0 < \delta \leq 1$, define for $r \in [m]$,

$$M_{r,q,\varepsilon,\delta,m} = C_{\varepsilon,\delta,m} \left(\frac{rq}{m} \right)^{-1}, \quad C_{\varepsilon,\delta,m} = 2 \left(\log \left(\frac{1}{\varepsilon} \right) + \log(m) \right) \frac{1 + 4\delta/3 + \delta^2/3}{\delta^2}. \quad (20)$$

(a) With probability at least $1 - \varepsilon$,

$$\mathcal{S}^\infty(q/(1 + \delta)) \subseteq \mathcal{S}(q; (M_{r,q,\varepsilon,\delta,m})_{k \in [m]}).$$

(b) Algorithm 3 with $M_{r,q,\varepsilon,\delta,m}$ requires a maximum of

$$\frac{C_{\varepsilon,m,\delta}}{q} \cdot m (\log(m) + 1)$$

permutations and test statistic computations.

We use M_r to denote $M_{r,q,\varepsilon,\delta,m}$ for notation simplicity. By the definition (19) of permutation p-values, the minimum permutation p-value with M_r evaluations is given by

$$\frac{1}{1 + M_r} = \frac{1}{C_{\varepsilon,\delta,m}} \cdot \frac{rq}{m}.$$

When there are currently r tasks selected, the rejection threshold is rq/m , and at least M_r (up to constant) permutations and test statistic evaluations are required to produce an approximating permutation p-value that can possibly fall below the threshold and result in the associated task remaining selected, which motivates our selection of M_r .

Proposition 6 demonstrates that a total of $O(m \log^2(m))$ test statistic computations is sufficient to produce a selected set containing the oracle counterpart at a slightly reduced level $q/(1 + \delta)$. In contrast, the exact P_i^∞ requires $\sum_{i=1}^m N_i!$ test statistic evaluations in total. In Example D.2 of the supplementary file, we use anti-concentration bounds to prove that a slightly smaller number $O(m \log(m))$ of test statistic computations are necessary to recover $\mathcal{S}^\infty(q/(1 + \delta))$, matching our upper bound $O(m \log^2(m))$ up to a logarithmic term. Zhang et al., 2019 propose an algorithm which aims to recover the BH rejection set based on a pre-specified M permutations. The algorithm is shown to be of complexity $O(m\sqrt{M})$ averaging over the generation of P_i^∞ and the worst case $O(mM)$. As the authors remarked, M is typically of at least the same order as m , which gives the average rate $O(m^{3/2})$ and the worst case $O(m^2)$.

4.3 Real data analysis: prostate cancer data

We apply the BH procedure combined with permutation tests to the prostate cancer dataset (). The dataset comes from a microarray study involving 102 men, consisting

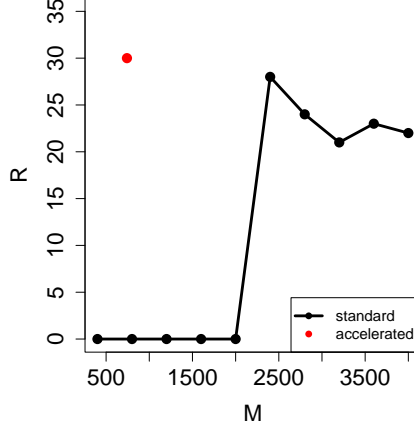


Figure 7: Algorithm 3 applied to the prostate cancer data. We display the number of rejections obtained by the standard approach of combining the BH procedure with permutation tests with various numbers of permutations per gene $M \in [400, 800, \dots, 4000]$. We superimpose the result (dot in the left upper corner) of Algorithm 3 ($\varepsilon = 0.2$, $\delta = 0.3$).

of 52 prostate cancer patients and 50 normal controls. In the downstream hypothesis testing, we treat the cancer status as fixed. A total of $m = 6033$ gene expression levels are measured for each participant. The goal is to test for each gene the null hypothesis that the distribution of the gene’s expression within the cancer group is identical to that of the normal group.

We consider three approaches: the first one using the p-values obtained from a parametric model following Efron and Hastie (2021, Chapter 15.2). The other two are based on permutation tests: our proposed accelerated approach (Algorithm 3), and the standard approach where a pre-fixed number of permutations and test statistic evaluations are carried out independently for each gene. The FDR level is fixed at $q = 0.1$.

The BH procedure combined with parametric p-values yields 28 rejections. Our proposal (hyper-parameters $\delta = 0.3$ and $\varepsilon = 0.2$) consumes an average of 894 permutations and test statistic computations per gene and results in 29 rejections containing all the 28 genes discovered using the parametric p-values. In contrast, according to Figure 7, the standard approach with no more than 2000 permutations per gene yields no rejections; the standard approach with 2400 permutations per gene yields 28 rejections, containing only 22 out of the 28 genes discovered using the parametric p-values. In the supplementary file, we evaluate our proposal with different hyper-parameters (Figure 9).

5 Discussion

We have developed a general and constructive approach to control a class of selective risks. This approach allows us to unify many existing methods, provide new insights about these methods, and develop novel procedures for new risks in the paper.

Stability for selection in Definition A.1 is developed for independent p-values. Blanchard and Roquain (2008) introduce a dependency control condition that can handle a large class of dependent distributions, but the condition is tailored for the loss function and decision rule of the multiple testing problem. It would be of interest to develop procedures that work for a wide range of loss functions and dependencies of the data across tasks.

In Section 3.2, it is shown that the BH procedure applied to p-values computed at a single null may provide simultaneous FDR control at other locations, too. The FDR curve $1 - q(c)$ may be viewed as a kind of upper bound on the cumulative distribution function of the location parameters θ_i , $i \in \mathcal{S}$ for the discoveries. This bears a close conceptual relation to the empirical Bayes approach in Efron (2012). To develop practical guidance on the choice of the FDR curve $q(c)$, one can put a prior distribution on θ_i and use the data to get an empirical estimate of this prior distribution. Relatedly, it is well known that the actual FDR level of the BH procedure is generally lower than the nominal level, and this can be corrected using a null proportion estimator (\cdot) . The same conservativeness apply to the FDR curves in Proposition 4, and it would be useful to use a similar correction.

Acknowledgement

QZ is partly supported by the EPSRC grant EP/V049968/1. The authors would like to thank Asaf Weinstein, Ruth Heller, and Richard Samworth for their helpful suggestions.

References

- Barber, R. F., & Ramdas, A. (2017). The p-filter: Multilayer False Discovery Rate Control for Grouped Hypotheses. *Journal of the Royal Statistical Society Series B: Statistical Methodology*, 79(4), 1247–1268. <https://doi.org/10.1111/rssb.12218>
- Benjamini, Y., & Bogomolov, M. (2014). Selective inference on multiple families of hypotheses. *Journal of the Royal Statistical Society: Series B: Statistical Methodology*, 297–318.
- Benjamini, Y., & Heller, R. (2008). Screening for partial conjunction hypotheses. *Biometrics*, 64(4), 1215–1222.
- Benjamini, Y., & Yekutieli, D. (2001). The control of the false discovery rate in multiple testing under dependency. *The Annals of Statistics*, 29(4), 1165–1188.
- Benjamini, Y., & Yekutieli, D. (2005). False discovery rate-adjusted multiple confidence intervals for selected parameters. *Journal of the American Statistical Association*, 100(469), 71–81.
- Blanchard, G., & Roquain, E. (2008). Two simple sufficient conditions for fdr control. *Electronic Journal of Statistics*, 2, 963–992.
- Bogomolov, M., & Heller, R. (2018). Assessing replicability of findings across two studies of multiple features. *Biometrika*, 105(3), 505–516.
- Constantinou, P., & Dawid, A. P. (2017). Extended conditional independence and applications in causal inference. *The Annals of Statistics*, 45(6), 2618–2653. <https://doi.org/10.1214/16-AOS1537>
- Efron, B. (2012). *Large-scale inference: Empirical Bayes methods for estimation, testing, and prediction*. Cambridge University Press.
- Efron, B., & Hastie, T. (2021). *Computer age statistical inference, student edition: Algorithms, evidence, and data science* (Vol. 6). Cambridge University Press.
- Faliagka, E., Ramantas, K., Tsakalidis, A., & Tzimas, G. (2012). Application of machine learning algorithms to an online recruitment system. *Proceedings International Conference on Internet and Web Applications and Services*, 215–220.

- Gao, Z. (2024). An adaptive null proportion estimator for false discovery rate control. *Biometrika*, asae051.
- Gao, Z., & Zhao, Q. (2023). Simultaneous hypothesis testing using internal negative controls with an application to proteomics. *arXiv preprint arXiv:2303.01552*.
- Madar, V., & Batista, S. (2016). Fastlsu: A more practical approach for the benjamini-hochberg fdr controlling procedure for huge-scale testing problems. *Bioinformatics*, 32(11), 1716–1723. <https://doi.org/10.1093/bioinformatics/btw029>
- Neyman, J. (1937). Outline of a theory of statistical estimation based on the classical theory of probability. *Philosophical Transactions of the Royal Society of London. Series A, Mathematical and Physical Sciences*, 236(767), 333–380.
- Shehu, M. A., & Saeed, F. (2016). An adaptive personnel selection model for recruitment using domain-driven data mining. *Journal of Theoretical and Applied Information Technology*, 91(1), 117.
- Shuster, S. A., Li, J., Chon, U., Sinantha-Hu, M. C., Luginbuhl, D. J., Udeshi, N. D., Carey, D. K., Takeo, Y. H., Xie, Q., Xu, C., et al. (2022). In situ cell-type-specific cell-surface proteomic profiling in mice. *Neuron*, 110, 1–14.
- Singh, D., Febbo, P. G., Ross, K., Jackson, D. G., Manola, J., Ladd, C., Tamayo, P., Renshaw, A. A., D’Amico, A. V., Richie, J. P., et al. (2002). Gene expression correlates of clinical prostate cancer behavior. *Cancer cell*, 1(2), 203–209.
- Storey, J. D. (2002). A direct approach to false discovery rates. *Journal of the Royal Statistical Society Series B: Statistical Methodology*, 64(3), 479–498.
- Weinstein, A., & Yekutieli, D. (2020). Selective sign-determining multiple confidence intervals with fcr control. *Statistica Sinica*, 30(1), 531–555.
- Zhang, M., Zou, J., & Tse, D. (2019). Adaptive monte carlo multiple testing via multi-armed bandits. *International Conference on Machine Learning*, 7512–7522.

Supplementary Materials of “A constructive approach to selective risk control”

This supplementary document provides additional definitions and results (Appendix A), examples (Appendix B), and numerical results (Appendix C). Technical proofs can be found in Appendix D.

A Additional definitions, algorithms, and results

A.1 Stable selection

In Corollary 1, it is required that the extra selection by $\tilde{\mathbf{s}} \circ \tilde{\mathbf{d}}$ is stable. The next result shows that this is true if the decision and selection strategies for each task are based on non-overlapping data.

Proposition A.1. *Suppose \tilde{d}_i only depends on \mathbf{X} through X_i and \tilde{s}_i only depends on D_i and X_i . Then $\tilde{\mathbf{s}} \circ \tilde{\mathbf{d}}$ is stable.*

We introduce some weaker definitions of stable selection rules, and extend Proposition 2.

Definition A.1 (Stable selection rule). Consider a deterministic selection rule $s : \mathcal{X} \rightarrow \{0, 1\}^m$ and let $\mathbf{S} = \mathbf{s}(\mathbf{X})$ and the selected set \mathcal{S} be defined as in Section 2.1. We say s is

- (a) *stable*, if $\mathbf{S}_{-i} \perp_v X_i \mid S_i = 1, \mathbf{X}_{-i}$ for all $i = 1, \dots, m$;
- (b) *weakly stable*, if $|\mathbf{S}_{-i}| \perp_v X_i \mid S_i = 1, \mathbf{X}_{-i}$ for all $i = 1, \dots, m$;

Furthermore, when s is a stochastic function of \mathbf{X} , we say

- (c) *stochastically stable*, if $\mathbf{S}_{-i} \perp X_i \mid S_i = 1, \mathbf{X}_{-i}$ for all $i = 1, \dots, m$;
- (d) *weakly stochastically stable*, if $|\mathbf{S}_{-i}| \perp X_i \mid S_i = 1, \mathbf{X}_{-i}$ for all $i = 1, \dots, m$.

For an extended selection rule $\mathbf{s} : \{0, 1\}^m \times \mathcal{X} \rightarrow \{0, 1\}^m$, we say it is (weakly) stable if $\mathbf{s}(\mathbf{w}, \cdot)$ is (weakly) stable for every $\mathbf{w} \in \{0, 1\}^m$.

The relations between these definitions can be found in Figure 8 where \Rightarrow means “implies”.

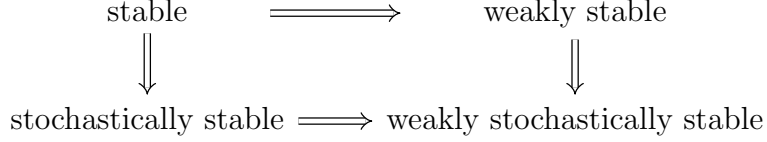


Figure 8: Relations between different notions of stable selection in Definition A.1.

Proposition A.2 (Extension of Proposition 2). *For composition and intersection defined above, the following holds:*

- (1) *(Composition of stable selection rules) Let $\mathbf{s} : \mathcal{X} \rightarrow \{0, 1\}$ be a selection rule and $\mathbf{s}' : \{0, 1\}^m \times \mathcal{X} \rightarrow \{0, 1\}^m$ be an extended selection rule such that $\mathbf{s}'(\mathbf{w}; \mathbf{X}) \preceq \mathbf{w}$ for all $\mathbf{w} \in \{0, 1\}^m$. If \mathbf{s}' is (weakly) stable and \mathbf{s} is stable, then $\mathbf{s}' \circ \mathbf{s}$ is (weakly) stable.*
- (2) *(Intersection of stable selection rules) Let \mathbf{s} and $\mathbf{s}' : \mathcal{X} \rightarrow \{0, 1\}^m$ be two selection rules. If \mathbf{s}' is (stochastically) stable, and \mathbf{s} is (stochastically) stable, then $\mathbf{s} \cap \mathbf{s}'$ is (stochastically) stable.*

A.2 Adjustment function for dependent data

As promised in Section 2.3, we state a result that gives post-selective risk control with arbitrarily dependent data using the more conservative adjustment function in Benjamini and Yekutieli (2001); see also Benjamini and Yekutieli (2005, Theorem 4).

Theorem A.1. *Suppose*

- (i) d_i controls the ℓ_i -risk, i.e. $r_i(d_i(\cdot; q), \theta) \leq q, \forall q \in [0, 1]$;
- (ii) $\ell_i(d_i(\cdot; q), \theta)$ is non-decreasing in q .

Then Algorithm 2 with the adjustment function $f(m) = m \sum_{i=1}^m (1/i)$ controls the post-selection risk, that is,

$$r^{post}(\mathbf{d}^1, \theta) = \mathbb{E}_\theta \left[\frac{\sum_{i \in \mathcal{S}^1} \ell_i(D_i^1, \theta)}{1 \vee |\mathcal{S}^1|} \right] \leq q, \quad \forall \theta \in \Theta \text{ and } q \in [0, 1]. \quad (\text{A.1})$$

A.3 Multiple selective risks

Algorithm 4 Parallel intersection method for multiple extra-selection risk control

Input: data \mathbf{X} , first selection rule $\mathbf{s}^1 : \mathcal{X} \rightarrow \{0, 1\}^m$, selection strategies $\tilde{\mathbf{s}}_c : \mathcal{D} \times \mathcal{X} \rightarrow \{0, 1\}^m$, decision strategies $\tilde{\mathbf{d}}_c : \{0, 1\}^m \times \mathcal{X} \rightarrow \mathcal{D}$, $c \in [k]$.

$t \leftarrow 1$

$\mathbf{S}^1 \leftarrow \mathbf{s}^1(\mathbf{X})$

repeat

for $c \leftarrow 1$ **to** k **do**

$\mathbf{D}_c^t \leftarrow \tilde{\mathbf{d}}_c(\mathbf{S}^t, \mathbf{X})$

$\mathbf{S}_c^{t+1} \leftarrow \tilde{\mathbf{s}}_c(\mathbf{D}_c^t, \mathbf{X})$

end for

$\mathbf{S}^{t+1} \leftarrow \bigcap_{c \in [k]} \mathbf{S}_c^{t+1}$

$t \leftarrow t + 1$

until $\mathbf{S}^t = \mathbf{S}^{t-1}$

$T \leftarrow t - 1$

Output: $\mathbf{D}^T, \mathbf{S}^{T+1}$.

Algorithm 5 Sequential composition method for multiple extra-selection risk control.

Input: data \mathbf{X} , first selection rule $\mathbf{s}^1 : \mathcal{X} \rightarrow \{0, 1\}^m$, selection strategies $\tilde{\mathbf{s}}_c : \mathcal{D} \times \mathcal{X} \rightarrow \{0, 1\}^m$, decision strategies $\tilde{\mathbf{d}}_c : \{0, 1\}^m \times \mathcal{X} \rightarrow \mathcal{D}$, $c \in [k]$.

$t \leftarrow 1$

$\mathbf{S}^1 \leftarrow \mathbf{s}^1(\mathbf{X})$

repeat

$\mathbf{S}'^{t+1}_0 \leftarrow \mathbf{S}^t$

for $c \leftarrow 1$ **to** k **do**

$\mathbf{D}_c^t \leftarrow \tilde{\mathbf{d}}_c(\mathbf{S}'^{t+1}_{c-1}, \mathbf{X})$

$\mathbf{S}'^{t+1}_c \leftarrow \tilde{\mathbf{s}}_c(\mathbf{D}_c^t, \mathbf{X})$

end for

$\mathbf{S}^{t+1} \leftarrow \mathbf{S}'^{t+1}_k$

$t \leftarrow t + 1$

until $\mathbf{S}^t = \mathbf{S}^{t-1}$

$T \leftarrow t - 1$

Output: $\mathbf{D}^T, \mathbf{S}^{T+1}$.

The next result shows that the parallel intersection procedure (Algorithm 4) and the sequential composition procedure (Algorithm 5) generally converge to the same selected set and decisions.

Proposition A.3. *Suppose for every $c \in [k]$, the extended selection rule $\tilde{\mathbf{s}}_c \circ \tilde{\mathbf{d}}_c : \{0, 1\}^m \times \mathcal{X} \rightarrow \{0, 1\}^m$ is contracting in the sense of (9) and increasing in the sense that*

$$\tilde{\mathbf{s}}_c \circ \tilde{\mathbf{d}}_c(\mathbf{S}) \preceq \tilde{\mathbf{s}}_c \circ \tilde{\mathbf{d}}_c(\mathbf{S}') \text{ with probability 1 for all } \mathbf{S}, \mathbf{S}' \in \{0, 1\}^m \text{ such that } \mathbf{S} \preceq \mathbf{S}'. \quad (\text{A.2})$$

Then the parallel intersection and sequential composition procedures converge to the same selected set and decisions.

It can be verified that all the selection and decision strategies in the examples in Section 2.4 satisfy the increasing property (A.2).

As mentioned in Section 3.2, one can modify the BH procedure to control FDR at multiple locations (or a whole FDR curve) using the adjusted p-values in (15). Pseudo-code for this modified BH procedure can be found in Algorithm 6.

Algorithm 6 Modified BH procedure for controlling the FDR curve

Input: test statistics \mathbf{X} , p-value function $p_i : \mathcal{X}_i \times \mathcal{I} \rightarrow [0, 1]$, target FDR curve $q : \mathcal{I} \rightarrow \mathbb{R}_{>0}$.

for $i \leftarrow 1$ **to** m **do**

Compute $P_{i,\text{sup}}$ using (15).

end for

$t \leftarrow 1$

$\mathcal{S}^1 \leftarrow \{1, \dots, m\}$

repeat

$\mathcal{S}^{t+1} \leftarrow \{i \in \mathcal{S}^t : P_{i,\text{sup}} \leq |\mathcal{S}^t|/m\}$

$t \leftarrow t + 1$

until $\mathcal{S}^t = \mathcal{S}^{t-1}$

$T \leftarrow t - 1$

Output: \mathcal{S}^T .

B Additional examples

Example B.1 (FDR control under arbitrary dependence). This example iterates the decision strategy $\tilde{\mathbf{d}}$ as defined in the for loop in Algorithm 2, which is motivated by Benjamini and Yekutieli (2001, Theorem 1.3). The fact that this procedure controls the FDR under arbitrary dependence is a corollary of Theorem 1 and Theorem A.1. A direct proof of this result was given by Benjamini and Yekutieli (2001, p. 1182-1183).

Now we consider examples based on Corollary 1 for independent individual data, which requires that the extra selection by $\tilde{\mathbf{s}} \circ \tilde{\mathbf{d}}$ is stable. Proposition A.1 provides a useful result that shows this is true if the decision and selection strategies for each task are based on non-overlapping data.

Example B.2 (FDR). Continuing from Example 2 and Example 3, the FDR-controlling property of the BH procedure with independent p-values is a corollary of Theorem 1, Corollary 1, and Proposition A.1. As noted by Benjamini and Yekutieli (2005), this can further be strengthened to control the directional FDR. This is investigated in Example B.3 in the Appendix, and the risk controlling property almost immediately follows from writing directional FDR as an extra-selection risk with the i -th decision space being $\mathcal{D}_i = \{+, -, \text{nil}\}$ where nil means undecided sign.

Example B.3 (Directional FDR). In the context of drug experiments, researchers aim to assess whether the new drug demonstrates effectiveness to unit i , denoted as $\theta_i > 0$, or harmful effects, denoted as $\theta_i < 0$. Using our notations, each task i consists of two directional hypotheses $H_i^- : \theta \in \Theta_i^- := \{\theta_i \leq 0\}$ and $H_i^+ : \theta \in \Theta_i^+ := \{\theta_i \geq 0\}$. The associated decision space contains three elements $\mathcal{D}_i := \{-, +, \emptyset\}$, where $D_i = +$ indicates a positive θ_i , $D_i = -$ indicates a negative θ_i , and $D_i = \emptyset$ means that the sign of θ_i is undetermined. The loss function is defined as

$$\ell_i(d_i, \theta) = \begin{cases} 1, & \text{if } \theta \in \Theta_i^- \text{ and } d_i = + \text{ or } \theta \in \Theta_i^+ \text{ and } d_i = -, \\ 0, & \text{otherwise.} \end{cases}$$

The extra-selection risk is the expected fraction of parameters with inaccurately identified signs among those whose signs are declared. In particular, we have data $\mathbf{p}^- = (p_1^-, \dots, p_m^-)$, where P_i^- is a p-value for H_i^- , and we adopt the decision strategy $\tilde{d}_i(P_i^-)$ equals $+$ if $1 - P_i^- \leq q$, $-$ if $P_i^- \leq q$, and \emptyset otherwise, where $q < 0.5$. And $\tilde{s}_i(\mathbf{D}, \mathbf{p}^-) = 1$ if and only if $D_i \neq \emptyset$. Then Algorithm 1 recovers the directional BH procedure in (Benjamini & Yekutieli, 2005).

Example B.4 (Partial conjunction map). We continue with the group structure discussed in Example 5. But instead of rejecting individual hypotheses, we are satisfied with just obtaining some evidence of replicability for the selected groups. One way to formalize this is to provide a confidence lower bound for the total number of non-nulls, denoted by $n_{1,i}(\theta)$, if group i is selected. Let the decision space and loss function be

defined, respectively, as

$$\mathcal{D}_i = [n_i] \cup \{0\} \quad \text{and} \quad \ell_i(d_i, \theta) = \mathbb{1}_{\{d_i > n_{1,i}(\theta)\}}.$$

Let $P_i^{(k)}$ be a p-value for the partial conjunction null hypothesis $H_i^{(k)} : n_{1,i}(\theta) < k$. This is usually obtained by taking the maximum of all the p-values for testing the intersection of any k hypotheses in $H_{ij}, j \in [n_i]$. For simplicity, let $P_i^{(0)} = 0$. Iterating the decision strategy $\tilde{d}_i(\mathbf{S}, \mathbf{X}) = \sup\{k \geq 0 : P_i^{(k)} \leq q|\mathbf{S}|/m\}$ and selection strategy $\tilde{s}_i(\mathbf{D}, \mathbf{X}) = \mathbb{1}_{\{D_i \geq 1\}}$, $i \in [m]$ in Algorithm 1 recovers the procedure of Benjamini and Heller (2008, Section 4), who called the corresponding extra-selection risk “the FDR for screening at all levels”.

Finally, we consider an example controlling multiple selection risks.

Example B.5 (FDR of FWE and FCR of confidence bounds). Consider the multiple testing problem in Example 5 with a group structure. By applying the parallel intersection procedure to the decision and selection strategies defined in those examples, we can obtain a selected set \mathcal{S} and a lower confidence bound D_i for the number of non-nulls for each $i \in \mathcal{S}$ such that the FDR of FWE (a selective risk for \mathcal{S}) and the FCR of the confidence bounds (a selective risk for $d_i, i \in \mathcal{S}$) are both controlled at desired levels. This is generally not possible if one simply takes the intersection of the selected sets given by the procedures in Examples 5 and B.4.

C Additional tables and figures

Table 2 contains the data for Figure 1 and additional illustration of BH as the fixed-point iteration of BY.

Figure 9 evaluates Algorithm 3 in Section 4 on the prostate cancer data. We assess the reliability of our proposal Algorithm 3 with different hyper-parameters:

- (a) $\varepsilon \in \{0.05, 0.1, 0.15, 0.2, 0.25\}$, $\delta = 0.3$;
- (b) $\delta \in \{0.1, 0.2, 0.3, 0.4, 0.5\}$, $\varepsilon = 0.2$.

Table 2: Data of Figure 1. The q-value is defined as $Q_i = P_i/(r_i/m)$, $m = 20$, where r_i denotes the rank of P_i . The BH procedure finds the largest P_i such that $Q_i \leq q = 0.3$ and rejects all hypotheses with smaller or equal p-values. We use U_i^t to denote the upper boundary of the one-sided confidence interval for parameter θ_i in the t -th iteration.

Rank	X_i	U_i^t			P_i	Q_i
		$t = 1$	$t = 2$	$t = 3$		
1	-2.59	-2.07	-1.42	-1.25	0.00473	0.0947
2	-2.16	-1.63	-0.982	-0.816	0.0155	0.155
3	-2.14	-1.62	-0.968	-0.803	0.016	0.107
4	-2.02	-1.49	-0.84	-0.674	0.0219	0.11
5	-1.88	-1.35	-0.703	-0.537	0.0302	0.121
6	-1.68	-1.15	-0.504	-0.339	0.0465	0.155
7	-1.1	-0.575	0.0754	0.241	0.136	0.388
8	-0.755	-0.231	0.42	0.586	0.225	0.563
9	-0.158	0.366	1.02	1.18	0.437	0.971
10	-0.136	0.388	1.04	1.2	0.446	0.892
11	-0.0408	0.484	1.13	1.3	0.484	0.88
12	-0.0293	0.495	1.15	1.31	0.488	0.814
13	0.167	0.692	1.34	1.51	0.566	0.871
14	0.245	0.769	1.42	1.59	0.597	0.852
15	0.499	1.02	1.67	1.84	0.691	0.921
16	0.702	1.23	1.88	2.04	0.759	0.948
17	0.755	1.28	1.93	2.1	0.775	0.911
18	0.779	1.3	1.95	2.12	0.782	0.869
19	1.01	1.53	2.19	2.35	0.844	0.888
20	1.88	2.4	3.05	3.22	0.97	0.97

Figure 9 (a), (b) show the average number of permutations consumed increases only very slowly as ε decreases, but is more sensitive to δ .

D Technical proofs

D.1 Section 1

Proof of Proposition 1. Since $|\mathcal{S}^1| < \infty$ and that $|\mathcal{S}^{t+1}| \neq |\mathcal{S}^t|$ implies $|\mathcal{S}^{t+1}| \leq |\mathcal{S}^t| - 1$, the algorithm converges in finite time. Next, it suffices to show that $|\mathcal{S}^T| = I^*$ for I^* in (2). On one hand, if $|\mathcal{S}^t| \geq I^*$, then

$$\mathcal{S}^{t+1} = \{i : U_i^t \leq 0\} = \{i : P_i \leq q|\mathcal{S}^t|/m\} \supseteq \{i : P_i \leq qI^*/m\}. \quad (\text{D.1})$$

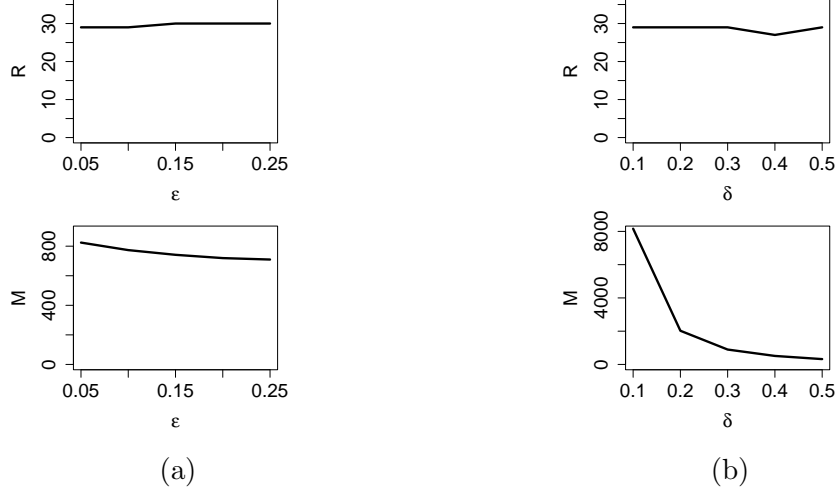


Figure 9: Evaluation of Algorithm 3 on the prostate cancer data. We adopt the data and methods in Section 4.3. The default hyper-parameters are $\epsilon = 0.2$, $\delta = 0.3$. In panel (a) and (b), we evaluate the stability of the number of rejections produced by Algorithm 3 and the average number of permutations consumed regarding the hyper-parameters ϵ , δ , respectively.

This implies $|\mathcal{S}^{t+1}| \geq I^*$, and eventually $|\mathcal{S}^T| \geq I^*$. On the other hand,

$$\mathcal{S}^{T+1} = \{i : P_i \leq q|\mathcal{S}^T|/m\} = \mathcal{S}^T$$

indicates that $P_{(|\mathcal{S}^T|)} \leq q|\mathcal{S}^T|/m$. By the maximality of I^* in (2), we obtain $I^* \geq |\mathcal{S}^T|$. \square

D.2 Section 2

Proof of Theorem 2. In fact, this theorem also holds when \mathbf{s} is weakly stochastically stable. So we will prove this theorem under weakly stochastic stability.

We denote the conditional distribution of $|\mathcal{S}^1|$ | $\mathbf{X}_{-i}, S_i^1 = 1$ as $\mathbb{P}_i(\cdot; \mathbf{X}_{-i})$. Let Z_i be a random variable such that $Z_i \perp\!\!\!\perp (X_i, S_i^1) | \mathbf{X}_{-i}$ and $Z_i | \mathbf{X}_{-i}$ follows the distribution \mathbb{P}_i . Then we define $|\mathcal{S}^1|^{(-i)} = |\mathcal{S}^1|$ if $S_i^1 = 1$ and $|\mathcal{S}^1|^{(-i)} = Z_i$ if $S_i^1 = 0$. By Lemma D.1 below, we have $|\mathcal{S}^1|^{(-i)} \perp\!\!\!\perp X_i | \mathbf{X}_{-i}$. Together with $X_i \perp\!\!\!\perp \mathbf{X}_{-i}$, we have $X_i \perp\!\!\!\perp |\mathcal{S}^1|^{(-i)}$ by the contraction rule of conditional independence. For simplicity, let $\tilde{q} := q/m$. For task

i ,

$$\begin{aligned}
\mathbb{E} \left[\frac{S_i^1 \ell_i(d_i(\mathbf{S}^1, X_i; |\mathbf{S}^1| \tilde{q}), \theta)}{1 \vee |\mathbf{S}^1|} \right] &= \mathbb{E} \left[\frac{S_i^1 \ell_i(d_i(\mathbf{S}^1, X_i; |\mathbf{S}^1|^{(-i)} \tilde{q}), \theta)}{1 \vee |\mathbf{S}^1|^{(-i)}} \right] \\
&\quad \text{(Definition of } |\mathbf{S}^1|^{(-i)}) \\
&\leq \mathbb{E} \left[\frac{\ell_i(d_i(\mathbf{S}^1, X_i; |\mathbf{S}^1|^{(-i)} \tilde{q}), \theta)}{1 \vee |\mathbf{S}^1|^{(-i)}} \right] \quad (S_i^1 \leq 1, \ell_i \geq 0) \\
&= \mathbb{E} \left[\mathbb{E} \left[\frac{\ell_i(d_i(\mathbf{S}^1, X_i; |\mathbf{S}^1|^{(-i)} \tilde{q}), \theta)}{1 \vee |\mathbf{S}^1|^{(-i)}} \mid |\mathbf{S}^1|^{(-i)} \right] \right] \\
&\quad \text{(Tower property)} \\
&= \mathbb{E} \left[\frac{\mathbb{E} [\ell_i(d_i(\mathbf{S}^1, X_i; |\mathbf{S}^1|^{(-i)} \tilde{q}), \theta) \mid |\mathbf{S}^1|^{(-i)}]}{1 \vee |\mathbf{S}^1|^{(-i)}} \right] \\
&\leq \mathbb{E} \left[\frac{|\mathbf{S}^1|^{(-i)} \tilde{q}}{1 \vee |\mathbf{S}^1|^{(-i)}} \right] \quad (|\mathbf{S}^1|^{(-i)} \perp\!\!\!\perp X_i, d_i \text{ controls } \ell_i\text{-risk}) \\
&\leq \tilde{q}.
\end{aligned}$$

Sum over $i \in [m]$, and we have finished the proof of post-selection risk control. \square

Lemma D.1. $|\mathbf{S}^1|^{(-i)} \perp\!\!\!\perp X_i \mid \mathbf{X}_{-i}$.

Proof of Lemma D.1. For simplicity, we use \mathcal{S} to denote \mathcal{S}^1 . For $k \in \{1, \dots, m\}$,

$$\begin{aligned}
& \mathbb{P} \left(|\mathcal{S}|^{(-i)} = k \mid X_i, \mathbf{X}_{-i} \right) \\
&= \mathbb{P} \left(|\mathcal{S}|^{(-i)} = k \mid S_i = 1, X_i, \mathbf{X}_{-i} \right) \mathbb{P}(S_i = 1 \mid X_i, \mathbf{X}_{-i}) \\
&\quad + \mathbb{P} \left(|\mathcal{S}|^{(-i)} = k \mid S_i = 0, X_i, \mathbf{X}_{-i} \right) \mathbb{P}(S_i = 0 \mid \mathbf{X}_i, \mathbf{X}_{-i}) \quad (\text{Tower property}) \\
&= \mathbb{P}(|\mathcal{S}| = k \mid S_i = 1, X_i, \mathbf{X}_{-i}) \mathbb{P}(S_i = 1 \mid X_i, \mathbf{X}_{-i}) \\
&\quad + \mathbb{P}(Z_i = k \mid S_i = 0, X_i, \mathbf{X}_{-i}) \mathbb{P}(S_i = 0 \mid X_i, \mathbf{X}_{-i}) \quad (\text{Definition of } |\mathcal{S}|^{(-i)}) \\
&= \mathbb{P}(|\mathcal{S}| = k \mid S_i = 1, \mathbf{X}_{-i}) \mathbb{P}(S_i = 1 \mid X_i, \mathbf{X}_{-i}) \\
&\quad + \mathbb{P}(Z_i = k \mid \mathbf{X}_{-i}) \mathbb{P}(S_i = 0 \mid X_i, \mathbf{X}_{-i}) \\
&\quad \quad \quad (|\mathcal{S}| \perp\!\!\!\perp X_i \mid S_i = 1, \mathbf{X}_{-i}; Z_i \perp\!\!\!\perp (X_i, S_i) \mid \mathbf{X}_{-i}) \\
&= \mathbb{P}_i(k; \mathbf{X}_{-i}) (\mathbb{P}(S_i = 1 \mid X_i, \mathbf{X}_{-i}) + \mathbb{P}(S_i = 0 \mid X_i, \mathbf{X}_{-i})) \\
&\quad \quad \quad (Z_i \mid \mathbf{X}_{-i} \text{ and } |\mathcal{S}| \mid \mathbf{X}_{-i}, S_i = 1 \sim \mathbb{P}_i(\cdot; \mathbf{X}_{-i})) \\
&= \mathbb{P}_i(k; \mathbf{X}_{-i}).
\end{aligned}$$

Therefore, $\mathbb{P} \left(|\mathcal{S}|^{(-i)} = k \mid X_i, \mathbf{X}_{-i} \right)$ does not depend on X_i , which is equivalent to $|\mathcal{S}|^{(-i)} \perp\!\!\!\perp X_i \mid \mathbf{X}_{-i}$. \square

Proof of Example 4. Although the conditions in Proposition A.1 are not satisfied in this example, it can be shown that the implied extended selection rule is still stable, as proved below.

For simplicity, we assume there are no ties among the p-values. The modified selection strategy is then defined as

$$\tilde{s}_i(\mathbf{D}, \mathbf{X}) = \begin{cases} 1, & \text{if } D_i = 1 \text{ and } \sum_{j=1}^m \mathbb{1}_{\{X_{0j}=X_{0i}\}} \mathbb{1}_{\{P_i \geq P_j\}} \leq \Gamma \min\{n_1(\mathbf{D}), n_2(\mathbf{D})\}, \\ 0, & \text{otherwise.} \end{cases}$$

It is easy to see that this extra selection meets the balance constraint. We now show that the resulting extended selection rule $\tilde{\mathbf{s}} \circ \tilde{\mathbf{d}}$ is stable. Conditioning on \mathbf{X}_{-i} and $S_i = 1$, we know $D_i = 1$ and D_j is fixed for $j \neq i$. Consequently, $n_1(\mathbf{D})$, $n_2(\mathbf{D})$ are fixed.

Without loss of generality, suppose $n_1(\mathbf{D}) \geq n_2(\mathbf{D})$. If i belongs to category 2, the selected hypotheses will not change because $\tilde{\mathbf{s}}$ only removes hypotheses in category 1. If i belongs to category 1, we denote the order statistics of the rejected p-values in category 1 besides P_i as $\tilde{P}_1 < \dots < \tilde{P}_{n_1(\mathbf{D})-1}$. The modified selection strategy $\tilde{\mathbf{s}}$ will always select H_i (because $S_i = 1$ by assumption) and the first $\lfloor \Gamma n_2(\mathbf{D}) \rfloor - 1$ hypotheses corresponding to the p-values $\tilde{P}_1, \dots, \tilde{P}_{\lfloor \Gamma n_2(\mathbf{D}) \rfloor - 1}$. This shows that the extended selection rule $\tilde{\mathbf{s}} \circ \tilde{\mathbf{d}}$ is stable. \square

Example D.1. (Counterexample of the composition of stochastically stable procedures)

We follow the same notations as in the proof of Proposition A.2. Suppose $m = 3$ and we have data $\mathbf{X} = (x_1, x_2, x_3)$, where $x_1, x_2, x_3 \in (0, 1)$. Let \mathbf{s} is a random selection with probability $\frac{1}{2}$ to select task i . And \mathbf{s}' is the BH procedure with level q . Then we consider $\mathbb{P}(\mathbf{s}' \circ \mathbf{s}(\mathbf{X}) = (1, 0, 0) \mid \tilde{S}_1 = 1, \mathbf{X})$.

When $\tilde{S}_1 = 1$, we must have $\mathbf{s}(\mathbf{X}) = (1, 0, 0), (1, 1, 0), (1, 0, 1)$ or $(1, 1, 1)$. Suppose $\mathbf{X} = (\frac{3}{4}q, \frac{1}{2}q, 1)$, $\mathbf{X}' = (\frac{7}{12}q, \frac{1}{2}q, 1)$. One can check that

$$\begin{aligned}\mathbb{P}(\mathbf{s}' \circ \mathbf{s}(\mathbf{X}) = (1, 0, 0) \mid \tilde{S}_1 = 1, \mathbf{X}) &= \frac{1}{2}, \\ \mathbb{P}(\mathbf{s}' \circ \mathbf{s}(\mathbf{X}') = (1, 0, 0) \mid \tilde{S}_1 = 1, \mathbf{X}') &= \frac{1}{3}.\end{aligned}$$

D.3 Section 3

Proof of Proposition 3. For each i , define $c_i^* := \operatorname{argmin}\{q(c) : H_{i,c} = 0\}$. We let $c_i^* = -\infty$ if $H_{i,c} \neq 0$ for $c \in \mathcal{I}$. Notice that,

$$\begin{aligned}\sup_{c \in \mathcal{I}} \frac{\sum_{H_{i,c}=0} \mathbb{1}_{\{i \in \mathcal{S}\}}}{q(c)(1 \vee |\mathcal{S}|)} &= \sup_{c \in \mathcal{I}} \sum_{i=1}^m \frac{\mathbb{1}_{\{H_{i,c}=0, i \in \mathcal{S}\}}}{q(c)(1 \vee |\mathcal{S}|)} \leq \sum_{i=1}^m \sup_{c \in \mathcal{I}} \frac{\mathbb{1}_{\{H_{i,c}=0, i \in \mathcal{S}\}}}{q(c)(1 \vee |\mathcal{S}|)} \\ &= \sum_{c_i^* \neq -\infty} \frac{\mathbb{1}_{\{H_i(c_i^*)=0, i \in \mathcal{S}\}}}{q(c_i^*)(1 \vee |\mathcal{S}|)} \leq \sum_{c_i^* \neq -\infty} \frac{\mathbb{1}_{\{H_i(c_i^*)=0, P_i(X_i; c_i^*) \leq q(c_i^*)|\mathcal{S}|/m\}}}{q(c_i^*)(1 \vee |\mathcal{S}|)}.\end{aligned}$$

Finally, we apply the proof of Theorem 2 to $P_i(X_i; c_i^*)$ with the selected task set \mathcal{S} and finish the proof. \square

Proof of Proposition 4. Let \mathcal{S}_0 denote the rejection set of applying BH to $P_i(0) = p_i(X_i, 0)$,

and \mathcal{S}_{sup} denote that of Algorithm 6 with $q^*(c)$. Since $q^*(0) = q$ and $qP_{i,\text{sup}} \geq qp_i(X_i, 0)/q^*(0) = p_i(X_i, 0)$, then $\mathcal{S}_{\text{sup}} \subseteq \mathcal{S}_0$. If $\mathcal{S}_0 = \emptyset$, then $\mathcal{S}_{\text{sup}} = \mathcal{S}_0$. If $\mathcal{S}_0 \neq \emptyset$ and $i \in \mathcal{S}_0$, then $p_i(X_i, 0) \leq q|\mathcal{S}_0|/m$. As $p(x, c)$ increases in x , let $p_i(\underline{\tau}_i, 0) = q/m$, $p_i(\bar{\tau}_i, 0) = q$, then $X_i \leq \bar{\tau}_i$ and

$$\begin{aligned} P_{i,\text{sup}} &= \sup_{c \in \mathcal{I}} \frac{p_i(X_i, c)}{q^*(c)} = \sup_{c \in \mathcal{I}} \frac{p_i(X_i, c)}{\sup_{i \in [m]} \sup_{\underline{\tau}_i \leq x_i \leq \bar{\tau}_i} q \frac{p_i(x_i, c)}{p_i(x_i, 0)}} \\ &\leq \sup_{c \in \mathcal{I}} \frac{p_i(X_i, c)}{q \cdot \sup_{\underline{\tau}_i \leq x_i \leq \bar{\tau}_i} \frac{p_i(x_i, c)}{p_i(x_i, 0)}} \\ &\leq \sup_{c \in \mathcal{I}} \frac{p_i(X_i \vee \underline{\tau}_i, c)}{q \cdot \frac{p_i(X_i \vee \underline{\tau}_i, c)}{p_i(X_i \vee \underline{\tau}_i, 0)}} = \frac{p_i(X_i \vee \underline{\tau}_i, 0)}{q} \leq \frac{|\mathcal{S}_0|}{m}, \end{aligned} \quad (\text{D.2})$$

where we use the rejection rule of BH in the last inequality. Eq. (D.2) implies that

$$\left\{ i : P_{i,\text{sup}} \leq \frac{|\mathcal{S}_0|}{m} \right\} \supseteq \left\{ i : p(X_i, 0)/q \leq \frac{|\mathcal{S}_0|}{m} \right\} = \mathcal{S}_0,$$

where we use the property of the rejection set of the BH in the last equality. Together with $\mathcal{S}_{\text{sup}} \subseteq \mathcal{S}_0$, we have $\mathcal{S}_{\text{sup}} = \mathcal{S}_0$.

For arbitrary \mathcal{I}' , we first define:

$$P'_{i,\text{sup}} = \sup_{c \in \mathcal{I}'} \frac{p_i(X_i, c)}{q(c)}, \quad P_{i,\text{sup}} = \sup_{c \in \mathcal{I}} \frac{p_i(X_i, c)}{q^*(c)}.$$

And let \mathcal{S}_0 denote the rejection set of applying BH to $P'_{i,\text{sup}}$ an “adjusted FDR level” $q = 1$, and \mathcal{S}_{sup} denote that of Algorithm 6 with $q^*(c)$.

Because $q^*(c) \leq q(c)$, $\mathcal{I}' \subseteq \mathcal{I}$, we have $P'_{i,\text{sup}} \leq P_{i,\text{sup}}$, thus $\mathcal{S}_{\text{sup}} \subseteq \mathcal{S}_0$. To prove $\mathcal{S}_0 \subseteq \mathcal{S}_{\text{sup}}$, if $i \in \mathcal{S}_0$, then $P'_{i,\text{sup}} \leq \frac{|\mathcal{S}_0|}{m}$. Define $\underline{\tau}_i^{c'}$ and $\bar{\tau}_i^{c'}$ such that $p_i(\underline{\tau}_i^{c'}, c') = q(c')/m$, $p_i(\bar{\tau}_i^{c'}, c') = q(c')$, we have

$$\begin{aligned} P_{i,\text{sup}} &= \sup_{c \in \mathcal{I}} \frac{p_i(X_i, c)}{q^*(c)} = \sup_{c \in \mathcal{I}} \frac{p_i(X_i, c)}{\inf_{c' \in \mathcal{I}'} \sup_{i \in [m]} \sup_{\underline{\tau}_i^{c'} \leq x_i \leq \bar{\tau}_i^{c'}} q(c') \frac{p_i(x_i, c)}{p_i(x_i, c')}} \\ &= \sup_{c \in \mathcal{I}} \sup_{c' \in \mathcal{I}'} \frac{p_i(X_i, c)}{\sup_{i \in [m]} \sup_{\underline{\tau}_i^{c'} \leq x_i \leq \bar{\tau}_i^{c'}} q(c') \frac{p_i(x_i, c)}{p_i(x_i, c')}} \\ &= \sup_{c' \in \mathcal{I}'} \sup_{c \in \mathcal{I}} \frac{p_i(X_i, c)}{\sup_{i \in [m]} \sup_{\underline{\tau}_i^{c'} \leq x_i \leq \bar{\tau}_i^{c'}} q(c') \frac{p_i(x_i, c)}{p_i(x_i, c')}}. \end{aligned}$$

It suffices to show for any $c' \in \mathcal{I}'$,

$$\sup_{c \in \mathcal{I}} \frac{p_i(X_i, c)}{\sup_{i \in [m]} \sup_{\underline{\tau}_i^{c'} \leq x_i \leq \bar{\tau}_i^{c'}} q(c') \frac{p_i(x_i, c)}{p_i(x_i, c')}} \leq \frac{|\mathcal{S}_0|}{m}.$$

Similar to Eq. (D.2), we obtain

$$\begin{aligned} & \sup_{c \in \mathcal{I}} \frac{p_i(X_i, c)}{\sup_{i \in [m]} \sup_{\underline{\tau}_i^{c'} \leq x_i \leq \bar{\tau}_i^{c'}} q(c') \frac{p_i(x_i, c)}{p_i(x_i, c')}} \leq \frac{p_i(X_i \vee \underline{\tau}_i^{c'}, c')}{q(c')} \\ &= \frac{p_i(X_i, c')}{q(c')} \vee \frac{p_i(\underline{\tau}_i^{c'}, c')}{q(c')} \leq P'_{i, \sup} \vee \frac{q(c')/m}{q(c')} \leq \frac{|\mathcal{S}_0|}{m}, \end{aligned}$$

this completes our proof. □

D.4 Section 4

Proof of Proposition 5. We adapt the proof of Theorem 2. Let $\tilde{X}_i = (P_i(M_r))_{r \in [m]}$, then the selected set \mathbf{S} of Algorithm 3 satisfies $\mathbf{S}_{-i} \perp_v \tilde{X}_i \mid S_i = 1, \tilde{\mathbf{X}}_{-i}$. Since $X_i \perp \mathbf{X}_{-i}$ for $H_i = 0$ and the permutations are independently generated across all tasks, then

$$T_i, (T_{ij})_{j \in [M_1]} \perp \mathbf{T}_{-i}, (\mathbf{T}_{-i, j})_{j \in [M_1]},$$

which further implies $\tilde{X}_i \perp \tilde{\mathbf{X}}_{-i}$.

We let $\tilde{q} := q/m$. For task i with $H_i = 0$,

$$\begin{aligned}
\mathbb{E} \left[\frac{S_i \ell_i(d_i(\mathbf{S}, \tilde{X}_i; |\mathcal{S}| \tilde{q}), \theta)}{1 \vee |\mathcal{S}|} \right] &= \mathbb{E} \left[\frac{S_i \ell_i \left(d_i(\mathbf{S}, \tilde{X}_i; |\mathcal{S}|^{(-i)} \tilde{q}), \theta \right)}{1 \vee |\mathcal{S}|^{(-i)}} \right] && \text{(Definition of } |\mathcal{S}|^{(-i)} \text{)} \\
&\leq \mathbb{E} \left[\frac{\ell_i \left(d_i(\mathbf{S}, \tilde{X}_i; |\mathcal{S}|^{(-i)} \tilde{q}), \theta \right)}{1 \vee |\mathcal{S}|^{(-i)}} \right] && (S_i \leq 1, \ell_i \geq 0) \\
&= \mathbb{E} \left[\mathbb{E} \left[\frac{\ell_i \left(d_i(\mathbf{S}, \tilde{X}_i; |\mathcal{S}|^{(-i)} \tilde{q}), \theta \right)}{1 \vee |\mathcal{S}|^{(-i)}} \mid |\mathcal{S}|^{(-i)} \right] \right] && \text{(Tower property)} \\
&= \mathbb{E} \left[\frac{\mathbb{E} \left[\ell_i \left(d_i(\mathbf{S}, \tilde{X}_i; |\mathcal{S}|^{(-i)} \tilde{q}), \theta \right) \mid |\mathcal{S}|^{(-i)} \right]}{1 \vee |\mathcal{S}|^{(-i)}} \right] \\
&\leq \mathbb{E} \left[\frac{|\mathcal{S}|^{(-i)} \tilde{q}}{1 \vee |\mathcal{S}|^{(-i)}} \right] && (|\mathcal{S}|^{(-i)}(\tilde{\mathbf{X}}_{-i}) \perp \tilde{X}_i, d_i \text{ controls } \ell_i\text{-risk)} \\
&\leq \tilde{q}.
\end{aligned}$$

Sum over $i \in [m]$, and we have finished the proof of post-selection risk control. Then by the same argument of Corollary 1, Algorithm 3 controls the FDR (extra-selective risk). \square

Proof of Proposition 6. Given a hypothesis H_i , let X_{il} , $l \in [N_i!]$ be i.i.d. Bernoulli with parameter $P_i^\infty \in [0, 1]$. If $i \in \mathcal{S}^\infty(q/(1+\delta))$, then $P_i^\infty \leq q/(1+\delta)$, and further there exists $\kappa_i \in [m]$ such that $q/(1+\delta) \cdot (\kappa_i - 1)/m < P_i^\infty \leq q/(1+\delta) \cdot \kappa_i/m$. According to the BH procedure,

$$\begin{aligned}
\{\mathcal{S}^\infty(q/(1+\delta)) \subseteq \mathcal{S}(q; (M_r)_{r \in [m]})\} &\supseteq \left\{ \sup_{1 \leq r \leq \kappa_i} P_i(M_r) - \frac{qr}{m} \leq 0, \text{ for all } P_i^\infty \leq \frac{q}{1+\delta} \right\} \\
&= \left(\bigcup_{P_i^\infty \leq \frac{q}{1+\delta}} \left\{ \sup_{1 \leq r \leq \kappa_i} P_i(M_r) - \frac{qr}{m} > 0 \right\} \right)^c,
\end{aligned}$$

where for an event \mathcal{A} , \mathcal{A}^c denotes its complement.

Next, we provide an upper bound of the probability of the event $\{\sup_{1 \leq r \leq \kappa_i} P_i(M_r) - qr/m > 0\}$. Let $C_{q,\varepsilon,m,\delta} := (2/q) \cdot (\log(1/\varepsilon) + \log(m)) \cdot (1 + 4\delta/3 + \delta^2/3)/\delta^2$, then $M_r =$

$$C_{q,\varepsilon,m,\delta} \cdot m/r,$$

$$\begin{aligned}
\mathbb{P} \left(\sup_{1 \leq r \leq \kappa_i} P_i(M_r) - \frac{qr}{m} > 0 \right) &= \mathbb{P} \left(\exists r \in [\kappa_i], \frac{1 + \sum_{l=1}^{M_r} X_{il}}{1 + M_r} - \frac{qr}{m} > 0 \right) \\
&\leq \mathbb{P} \left(\exists r \in [\kappa_i], 1 + \sum_{l=1}^{M_r} X_{il} \geq \frac{qr M_r}{m} \right) \\
&= \mathbb{P} \left(\exists r \in [\kappa_i], 1 + \sum_{l=1}^{M_r} X_{il} \geq q C_{q,\varepsilon,m,\delta} \right) \\
&= \mathbb{P} \left(1 + \sum_{l=1}^{M_{\kappa_i}} X_{il} \geq q C_{q,\varepsilon,m,\delta} \right) \\
&= \mathbb{P} \left(\sum_{l=1}^{M_{\kappa_i}} (X_{il} - P_i^\infty) \geq q C_{q,\varepsilon,m,\delta} - M_{\kappa_i} P_i^\infty - 1 \right) \\
&\leq \mathbb{P} \left(\sum_{l=1}^{M_{\kappa_i}} (X_{il} - P_i^\infty) \geq \frac{\delta q C_{q,\varepsilon,m,\delta}}{1 + \delta} - 1 \right),
\end{aligned}$$

where we use $M_{\kappa_i} P_i^\infty \leq q C_{q,\varepsilon,m,\delta} / (1 + \delta)$ in the last inequality. By the Bernstein's inequality, write $t := \delta q C_{q,\varepsilon,m,\delta} / (1 + \delta) - 1$, we obtain

$$\mathbb{P} \left(\sum_{l=1}^{M_{\kappa_i}} (X_{il} - P_i^\infty) \geq t \right) \leq e^{-\frac{t^2/2}{t/3 + M_{\kappa_i} P_i^\infty (1 - P_i^\infty)}} \leq e^{-\frac{t^2/2}{t/3 + (1+t)/\delta}} \leq \frac{\varepsilon}{m},$$

where the last equality comes from the definition of $C_{q,\varepsilon,m,\delta}$ and that $m \geq 2$, $\varepsilon \leq 0.5$, $\delta \leq 1$. Finally, we employ the union bound and arrive at

$$\mathbb{P} \left(\mathcal{S}^\infty(q/(1 + \delta)) \subseteq \mathcal{S}(q; (M_r)_{r \in [m]}) \right) \geq 1 - \sum_{i=1}^m \mathbb{P} \left(\sup_{1 \leq r \leq \kappa_i} P_i(M_r) - \frac{qr}{m} > 0 \right) \geq 1 - \varepsilon.$$

For the computation complexity, let T denote the total number of iterations, and r_t denote the size of the selected set input to the t -th iteration, $r_1 = m$. Then the total

number of permutations takes the form,

$$\begin{aligned}
r_1 M_{r_1} + \sum_{t=2}^T r_t (M_{r_t} - M_{r_{t-1}}) &= r_T M_{r_T} + \sum_{t=2}^{T-1} (r_{t-1} - r_t) M_{r_{t-1}} \\
&= r_T M_{r_T} + \sum_{t=2}^{T-1} \sum_{l=r_t+1}^{r_{t-1}} M_{r_{t-1}} \\
&\leq \sum_{l=1}^{r_T} M_l + \sum_{t=2}^T \sum_{l=r_t+1}^{r_{t-1}} M_l = \sum_{l=1}^m M_l \quad (M_r \text{ decreases in } r) \\
&= C_{q,\varepsilon,m,\delta} \cdot m \cdot \sum_{l=1}^m \frac{1}{l} \leq C_{q,\varepsilon,m,\delta} \cdot m \cdot (\log(m) + 1).
\end{aligned}$$

□

Example D.2. Consider $P_i^\infty = q/(1 + \delta)$, $i \in [m]$. Let M_i denote the number of permutations consumed by task i , $P_i(M_i)$ be the corresponding independent permutation p-values, and $\mathcal{S}(q; (M_i)_{i \in [m]})$ be the rejection set of applying BH to $P_i(M_i)$ at level q . Without loss of generality, we assume M_i is increasing. Let $D(p; p') = p \log(p/p') + (1 - p) \log((1-p)/(1-p'))$, and $C(\delta, q) = 1/D(q; q/(1+\delta))$. Here $C(\delta, q) \leq 6/(q\delta^2)$ for $\delta \leq 1/2$. If the total number of permutations $\sum_i M_i \leq C(\delta, q)m \log(m)$, then $M_i \leq 2C(\delta, q) \log(m)$ for all $i \leq m/2$. We use $C' := 2 \cdot C(\delta, q)$ for notation simplicity.

For $q < 1$, by the anti-concentration bound of Binomial distribution,

$$\begin{aligned}
\mathbb{P} \left(P_i(M_i) = \frac{1 + \sum_{l=1}^{M_i} X_{il}}{1 + M_i} > q \right) &\geq \mathbb{P} \left(\frac{\sum_{l=1}^{M_i} X_{il}}{M_i} \geq q \right) \\
&\geq \frac{1}{\sqrt{2M_i}} e^{-M_i D(q; \frac{q}{1+\delta})} \geq \frac{1}{\sqrt{2C' \log(m)}} e^{-C' \log(m) D(q; \frac{q}{1+\delta})} \\
&= \frac{1}{\sqrt{2C' \log(m)}} \cdot \frac{1}{m^2} \geq \frac{2 \log(1/\varepsilon)}{m},
\end{aligned}$$

for m sufficiently large depending on δ , ε , and q . Notice that applying BH to P_i^∞ at level

$q/(1 + \delta)$ rejects all the hypotheses, then

$$\begin{aligned}
& \mathbb{P}(\mathcal{S}^\infty(q/(1 + \delta)) \not\subseteq \mathcal{S}(q; (M_i)_{i \in [m]})) \\
& \geq \mathbb{P}\left(\exists i \leq \frac{m}{2}, P_i(M_i) > q\right) = 1 - \mathbb{P}\left(\forall i \leq \frac{m}{2}, P_i(M_i) \leq q\right) \\
& = 1 - \mathbb{P}(P_i(M_i) \leq q)^{\frac{m}{2}} \geq 1 - \left(1 - \frac{2 \log(1/\varepsilon)}{m}\right)^{\frac{m}{2}} \geq 1 - \varepsilon.
\end{aligned}$$

This implies at least a total of $C(\delta, q)m \log(m)$ permutations are required.

D.5 Appendix A

Proof of Proposition A.1. Denote $\mathbf{s} = \tilde{\mathbf{s}} \circ \tilde{\mathbf{d}}$. The assumptions mean that, with an abuse of notation, $\tilde{d}_i(\cdot, \mathbf{X}) = \tilde{d}_i(\cdot, X_i)$ and $\tilde{s}_i(\mathbf{D}, \mathbf{X}) = \tilde{s}_i(D_i, X_i)$. Thus, $s_i(\cdot, \mathbf{X}) = s_i(\cdot, X_i)$. It follows from the definition that \mathbf{s} is stable. \square

Proof of Proposition A.2 (1). We prove for stable \mathbf{s}' , and the proof is similar when \mathbf{s}' is weakly stable. Let \mathbf{X}' satisfy that $\mathbf{X}'_{-i} = \mathbf{X}_{-i}$. Since \mathbf{s} is stable, given $s_i(\mathbf{X}) = s_i(\mathbf{X}') = 1$, we have $s_j(\mathbf{X}) = s_j(\mathbf{X}'), j \in [m]$. Since \mathbf{s}' is stable, for any $\mathbf{r} \in \{0, 1\}^m$, given $s'_i(\mathbf{r}, \mathbf{X}) = s'_i(\mathbf{r}, \mathbf{X}') = 1$, we have $s'_j(\mathbf{r}, \mathbf{X}) = s'_j(\mathbf{r}, \mathbf{X}'), j \in [m]$. Let \tilde{S}_i denote whether task i is selected by the composition $\mathbf{s}' \circ \mathbf{s}$, then $\tilde{S}_i = 1$ implies $s_i(\mathbf{X}) = 1$ and $s'_i(\mathbf{s}(\mathbf{X}), \mathbf{X}) = 1$. Therefore, given $\tilde{S}_i = 1$ and $\mathbf{X}'_{-i} = \mathbf{X}_{-i}$,

$$\mathbf{s}' \circ \mathbf{s}(\mathbf{X}) = \mathbf{s}'(\mathbf{s}(\mathbf{X}), \mathbf{X}) = \mathbf{s}'(\mathbf{s}(\mathbf{X}'), \mathbf{X}) = \mathbf{s}'(\mathbf{s}(\mathbf{X}'), \mathbf{X}') = \mathbf{s}' \circ \mathbf{s}(\mathbf{X}'),$$

meaning that the composition $\mathbf{s}' \circ \mathbf{s}$ is stable. \square

Proof of Proposition A.2 (2). We first prove that if \mathbf{s}, \mathbf{s}' are stochastically stable, that is \mathbf{s} and \mathbf{s}' are random functions of \mathbf{X} (which contain deterministic functions as a special case), then $\mathbf{s} \cap \mathbf{s}'$ is stochastically stable.

We denote $\mathbf{S} = \mathbf{s}(\mathbf{X})$ and $\mathbf{S}' = \mathbf{s}'(\mathbf{X})$. From the definition of \mathbf{s} and \mathbf{s}' , we have

$$\begin{aligned}\mathbb{P}(\mathbf{S} = \mathbf{w}_1 \mid S_i = 1, X_i, \mathbf{X}_{-i}) &= \mathbb{P}(\mathbf{S} = \mathbf{w}_1 \mid S_i = 1, \mathbf{X}_{-i}), \\ \mathbb{P}(\mathbf{S}' = \mathbf{w}_2 \mid S'_i = 1, X_i, \mathbf{X}_{-i}) &= \mathbb{P}(\mathbf{S}' = \mathbf{w}_2 \mid S'_i = 1, \mathbf{X}_{-i}).\end{aligned}$$

then for the intersection of \mathbf{s} and \mathbf{s}' , notice that $\mathbf{s}(\mathbf{X}) \perp\!\!\!\perp \mathbf{s}'(\mathbf{X}) \mid \mathbf{X}$, we have

$$\begin{aligned}& \mathbb{P}(\mathbf{s} \cap \mathbf{s}'(\mathbf{X}) = \mathbf{w} \mid S_i = 1, S'_i = 1, \mathbf{X}) \\&= \frac{\mathbb{P}(\mathbf{s} \cap \mathbf{s}'(\mathbf{X}) = \mathbf{w}, S_i = 1, S'_i = 1, \mathbf{X})}{\mathbb{P}(S_i = 1, S'_i = 1, \mathbf{X})} \\&= \frac{\sum_{\mathbf{w}_1, \mathbf{w}_2 \text{ s.t. } \mathbf{w}_1 \mathbf{w}_2 = \mathbf{w}} \mathbb{P}(\mathbf{S} = \mathbf{w}_1, \mathbf{S}' = \mathbf{w}_2, S_i = 1, S'_i = 1, \mathbf{X})}{\mathbb{P}(S_i = 1, S'_i = 1, \mathbf{X})} \\&= \frac{\sum_{\mathbf{w}_1, \mathbf{w}_2 \text{ s.t. } \mathbf{w}_1 \mathbf{w}_2 = \mathbf{w}} \mathbb{P}(\mathbf{S} = \mathbf{w}_1, S_i = 1 \mid \mathbf{X}) \mathbb{P}(\mathbf{S}' = \mathbf{w}_2, S'_i = 1 \mid \mathbf{X})}{\mathbb{P}(S_i = 1 \mid \mathbf{X}) \mathbb{P}(S'_i = 1 \mid \mathbf{X})} \\&= \sum_{\mathbf{w}_1, \mathbf{w}_2 \text{ s.t. } \mathbf{w}_1 \mathbf{w}_2 = \mathbf{w}} \mathbb{P}(\mathbf{S} = \mathbf{w}_1 \mid S_i = 1, \mathbf{X}) \mathbb{P}(\mathbf{S}' = \mathbf{w}_2 \mid S'_i = 1, \mathbf{X}) \\&= \sum_{\mathbf{w}_1, \mathbf{w}_2 \text{ s.t. } \mathbf{w}_1 \mathbf{w}_2 = \mathbf{w}} \mathbb{P}(\mathbf{S} = \mathbf{w}_1 \mid S_i = 1, \mathbf{X}_{-i}) \mathbb{P}(\mathbf{S}' = \mathbf{w}_2 \mid S'_i = 1, \mathbf{X}_{-i}),\end{aligned}$$

which does not depend on X_i . So $\mathbf{s} \cap \mathbf{s}'$ is stochastically stable. In particular, when \mathbf{s} and \mathbf{s}' are stable, $\mathbf{s} \cap \mathbf{s}'$ are stochastically stable. Because $\mathbf{s} \cap \mathbf{s}'$ is deterministic, $\mathbf{s} \cap \mathbf{s}'$ is stable. \square

Proof of Theorem A.1. The proof is adapted from Benjamini and Yekutieli (2001). We define $\tilde{q} = q/f(m)$ which only concerns FDR (extra-selection risk). Consider any i such

that $H_i = 0$ (H_i is true). We have

$$\begin{aligned}
& \mathbb{E} \left[\frac{S_i^1 \ell_i(d_i(\mathbf{S}^1, X_i; |\mathbf{S}^1| \tilde{q}), \theta)}{1 \vee |\mathbf{S}^1|} \right] && \text{(risk attributed to task } i) \\
& \leq \mathbb{E} \left[\frac{\ell_i(d_i(\mathbf{S}^1, X_i; |\mathbf{S}^1| \tilde{q}), \theta)}{1 \vee |\mathbf{S}^1|} \right] && (S_i^1 \leq 1, \ell_i \geq 0) \\
& = \mathbb{E} \left[\sum_{k=1}^m \frac{\mathbb{1}_{\{|\mathbf{S}^1|=k\}}}{k} \ell_i(d_i(\mathbf{S}^1, X_i; k \tilde{q}), \theta) \right] && \text{(enumerate over values of } |\mathbf{S}^1|) \\
& = \mathbb{E} \left[\sum_{k=1}^m \frac{\mathbb{1}_{\{|\mathbf{S}^1|=k\}}}{k} \sum_{j=1}^k (\ell_i(d_i(\mathbf{S}^1, X_i; j \tilde{q}), \theta) - \ell_i(d_i(\mathbf{S}^1, X_i; (j-1) \tilde{q}), \theta)) \right] \\
& \quad \text{(telescoping sum and } \ell_i(d_i(\mathbf{S}^1, X_i; 0), \theta) = 0 \text{ by } r_i(d_i(\mathbf{S}^1, X_i; 0), \theta) = 0) \\
& = \mathbb{E} \left[\sum_{j=1}^m (\ell_i(d_i(\mathbf{S}^1, X_i; j \tilde{q}), \theta) - \ell_i(d_i(\mathbf{S}^1, X_i; (j-1) \tilde{q}), \theta)) \sum_{k=j}^m \frac{\mathbb{1}_{\{|\mathbf{S}^1|=k\}}}{k} \right] \\
& \quad \text{(switching the order of summation indexed by } k, j) \\
& \leq \mathbb{E} \left[\sum_{j=1}^m (\ell_i(d_i(\mathbf{S}^1, X_i; j \tilde{q}), \theta) - \ell_i(d_i(\mathbf{S}^1, X_i; (j-1) \tilde{q}), \theta)) \cdot \frac{1}{j} \right] \\
& \quad (\ell_i(d_i(\cdot, q), \theta) \text{ is non-decreasing in } q \text{ and } \sum_{j=k}^m \mathbb{1}_{\{|\mathbf{S}^1|=k\}} \leq 1) \\
& = \mathbb{E} \left[\ell_i(d_i(\mathbf{S}^1, X_i; m \tilde{q}), \theta) \cdot \frac{1}{m} + \sum_{j=1}^{m-1} \ell_i(d_i(\mathbf{S}^1, X_i; j \tilde{q}), \theta) \cdot \left(\frac{1}{j} - \frac{1}{j+1} \right) \right] \\
& \quad \text{(summation by parts and } \ell_i(d_i(\mathbf{S}^1, X_i; 0), \theta) = 0) \\
& \leq \tilde{q} + \sum_{j=1}^{m-1} j \tilde{q} \cdot \frac{1}{j(j+1)} && (d_i \text{ controls } \ell_i\text{-risk}) \\
& = \frac{q}{m}.
\end{aligned}$$

Finally, we sum over $H_i = 0$ for $i \in [m]$ and finish the proof. \square

Proof of Proposition A.3. Let $T_{\text{par}}, T_{\text{seq}} \leq m$ be the number of iterations for parallel intersection and sequential composition to converge, respectively. Then the claim is that

$$\mathbf{S}_{\text{par}}^* := (\tilde{\mathbf{s}}_{\text{par}} \circ \tilde{\mathbf{d}}_{\text{par}})^{T_{\text{par}}}(\mathbf{S}^1) = (\mathbf{s}_{\text{seq}})^{T_{\text{seq}}}(\mathbf{S}^1) =: \mathbf{S}_{\text{seq}}^*,$$

and the decisions are the same, too.

Under the contracting and increasing property of $\tilde{\mathbf{s}}_c \circ \tilde{\mathbf{d}}_c, \forall c \in [k]$, we have $\mathbf{s}_{\text{seq}}(\mathbf{S}) \preceq$

$\tilde{s}_{\text{par}} \circ \tilde{d}_{\text{par}}(\mathbf{S}')$ if $\mathbf{S} \preceq \mathbf{S}'$. As the two algorithms start with the same selected set \mathbf{S}^1 , we have $\mathbf{S}_{\text{seq}}^t \preceq \mathbf{S}_{\text{par}}^t, \forall t \geq 1$. Choosing $t = m$, we have $\mathbf{S}_{\text{seq}}^m \preceq \mathbf{S}_{\text{par}}^m$. Because $\mathbf{S}_{\text{seq}}^* = \mathbf{S}_{\text{seq}}^{T_{\text{seq}}} = \mathbf{S}_{\text{seq}}^m$ and $\mathbf{S}_{\text{par}}^* = \mathbf{S}_{\text{par}}^{T_{\text{par}}} = \mathbf{S}_{\text{par}}^m$, we get $\mathbf{S}_{\text{seq}}^* \preceq \mathbf{S}_{\text{par}}^*$. While for the other side, because $\mathbf{S}_{\text{par}}^*$ is a fixed point of $\tilde{s}_{\text{par}} \circ \tilde{d}_{\text{par}}$, i.e. $\tilde{s}_{\text{par}} \circ \tilde{d}_{\text{par}}(\mathbf{S}_{\text{par}}^*) = \mathbf{S}_{\text{par}}^*$, which means that $\tilde{s}_c \circ \tilde{d}_c(\mathbf{S}_{\text{par}}^*) = \mathbf{S}_{\text{par}}^*, \forall c \in [k]$. Then by definition we have $s_{\text{seq}}(\mathbf{S}_{\text{par}}^*) = \mathbf{S}_{\text{par}}^*$. So $\mathbf{S}_{\text{par}}^*$ is also a fixed point of s_{seq} . Then because $\mathbf{S}_{\text{par}}^* \preceq \mathbf{S}^1 = \mathbf{S}_{\text{seq}}^1$, applying the extended selection rule s_{seq} to both sides, we have $\mathbf{S}_{\text{par}}^* = s_{\text{seq}}(\mathbf{S}_{\text{par}}^*) \preceq s_{\text{seq}}(\mathbf{S}^1) = \mathbf{S}_{\text{seq}}^2$ by the increasing property of s_{seq} . Similarly by induction, we get $\mathbf{S}_{\text{par}}^* = s_{\text{seq}}(\mathbf{S}_{\text{par}}^*) \preceq s_{\text{seq}}(\mathbf{S}_{\text{seq}}^t) = \mathbf{S}_{\text{seq}}^{t+1}, \forall t \geq 1$. Therefore when the sequential composition algorithm converges ($t = T_{\text{seq}}$), $\mathbf{S}_{\text{par}}^* \preceq \mathbf{S}_{\text{seq}}^{T_{\text{seq}}} = \mathbf{S}_{\text{seq}}^*$. \square